

**Ministry of the Interior of the Slovak Republic
Bureau of Border and Alien Police
Analysis and Strategic Management Centre**

**Statistical Overview of
Legal and Illegal Migration in the Slovak Republic**

2008

CONTENTS

- 1 INTRODUCTION 3
- 2 DEFINITIONS OF USED TERMS 4
- 3 LEGAL MIGRATION 5
 - 3.1 Legal Migration by the State Border 5
 - 3.2 Residence Permits 7
 - 3.3 Visa..... 17
- 4 ILLEGAL MIGRATION..... 20
 - 4.1 Illegal Crossing of the State Border of SR..... 21
 - 4.2 Illegal Stay in the Territory of SR 31
 - 4.3 Counterfeiting and Alteration of Travel, Residence and other Documents..... 36
 - 4.4 Facilitated Illegal Immigration 38
 - 4.4.1 Human Smuggling 38
 - 4.4.2 Criminal Procedures against Facilitators 39
 - 4.5 Return Policy 40
 - 4.5.1 Readmission Related to Illegal Migration 40
 - 4.5.2 Voluntary Returns 42
 - 4.5.3 Dublin Transfers 43
 - 4.5.4 Activities of Police Detention Centres for Aliens..... 46
 - 4.5.5 Undesirable Persons Records (Expulsions) 47
 - 4.6 Refusal of Entry to Third Country Nationals 49
 - 4.7 Positive Hits on Persons..... 56
 - 4.8 Searching for and Blocking of Persons, Vehicles and Things 57

1 INTRODUCTION

The year 2008 was the first year of membership of the Slovak Republic (hereinafter referred to as "SR") in the Schengen area what has exercised a significant influence upon changes within the Border Police Service and the Alien Police Service and upon its position. The most important change was the lifting of internal border checks, whereby SR has become a part of the enlarged Schengen area with the guaranteed freedom of movement for people throughout all of its territory. That is why the utmost attention has been paid to the external border and its effective protection against illegal migration as, once third country nationals, who intend to immigrate illegally, enter the Schengen area, they enjoy the same right of free movement. Due to this fact, it is of crucial importance for different Member States of the European Union to cooperate within the framework of migration policy, especially in application of common visa policy, synchronization of external border checks and standards applicable to asylum, synchronization of several conditions of legal immigration, and in the field of combating illegal immigration.

The accession of SR to the Schengen area has also changed the way in which legal and illegal migration and their different categories are perceived for statistical purposes, having also consequences upon the drawing up of the present document itself. The document "Statistical Overview of Legal and Illegal Migration in the Slovak Republic 2008" contains the statistical data of all services falling within the competence of the Bureau of Border and Alien Police of the Ministry of the Interior of the Slovak Republic, being elaborated from numerous perspectives, and to such an extent, so as to provide as much relevant information as possible.



2 DEFINITIONS OF USED TERMS

- a) **external borders** mean sections of the state border of SR, which represent the common land border with a non-member state, and airports for external routes (extra-Schengen); they include the **land border** – the state border of SR with the Ukraine, and the **air border** – Bratislava Airport, Poprad Airport and Košice Airport,
- b) **internal borders** mean sections of the state border of SR, which represent the common land borders among the member states of the Schengen area – they include the sections of the state border of SR with Austria, Hungary, the Czech Republic, Poland and the airports for intra- Schengen flights,
- c) **illegal crossing of the state border of the Slovak Republic** occurs when a third-country national crossed or attempted to cross the external or internal border illegally, regardless of the crossing direction, and he was apprehended by authorities of the Police Force of SR; also when a person enjoying the Community right of free movement crossed or attempted to cross the external border illegally, regardless of the crossing direction, and he was apprehended by authorities of the Police Force of SR,
- d) **illegal stay in the territory of the Slovak Republic** means the presence of a third-country national in the territory of the Slovak Republic in breach of national legislation, regardless of whether he had entered the territory of the Slovak Republic legally or illegally,
- e) **third-country national** means any person who is not a citizen of the European Union, including stateless persons,
- f) **illegal migrant** means any person who was apprehended for crossing the state border or staying in the territory of SR illegally,
- g) **readmission related to illegal migration** means handing and taking over of the persons pursuant to readmission agreements, provided that such persons had previously crossed the external or internal border unlawfully,
- h) **person handed over from the territory of SR (pursuant to the Readmission Agreement)** means a third-country national apprehended by authorities of the Police Force of SR for illegal crossing of the state border who was consequently handed over to the territory of the neighbouring Member State (in case of air transport, not necessarily to an authority of the neighbouring state, but of any other one) from which the border had been illegally crossed; handing over is preceded by issuance of the decision on administrative expulsion and a ban on entry into the territory of SR.
- i) **person taken over to the territory of SR (according to the Readmission Agreement)** means a person who had been apprehended by an authority of the neighbouring state (in case of air transport, not necessarily by an authority of the neighbouring state, but of any other one), and was consequently handed over by the aforementioned state to the territory of SR, on the grounds of having previously entered such a state illegally from the territory of SR.

3 LEGAL MIGRATION

3.1 Legal Migration by the State Border

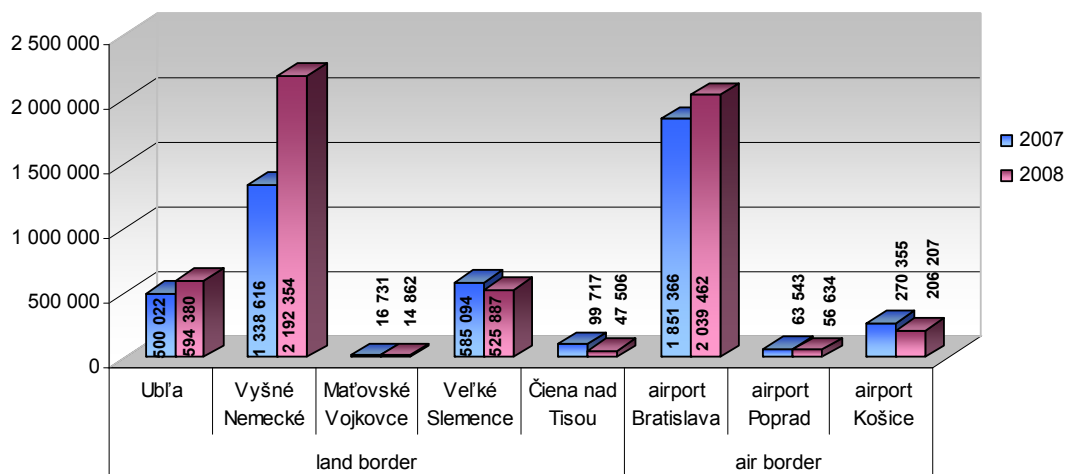
Overview of the number of persons and vehicles having crossed the external border legally by direction of movement in 2007 and 2008

		2007		2008	
		from SR	to SR	from SR	to SR
LAND BORDER	Number of persons by direction of movement in total	1 238 420	1 301 760	1 653 618	1 721 371
	thereof: citizens of SR	785 933	803 351	1 121 695	1 152 683
	citizens of the Ukraine	399 600	443 472	382 101	412 580
	citizens of EEA	25 395	23 966	126 479	129 729
	third country citizens	27 492	30 971	23 343	26 379
	Number of persons in total	2 540 180		3 374 989	
	Number of vehicles by direction of movement in total	415 388	402 675	706 418	721 390
	thereof: passenger vehicles	355 426	347 679	627 581	646 941
	buses	8 364	10 077	8 350	8 656
	lorries	42 202	35 421	62 685	57 675
	passenger trains	2 973	2 973	1 472	1 471
freight trains	6 423	6 525	6 330	6 647	
Number of vehicles in total	818 063		1 427 808		
AIR BORDER	Number of persons by direction of movement in total	1 099 761	1 085 503	1 157 945	1 144 358
	thereof: citizens of SR	496 341	500 242	560 982	546 633
	citizens of EEA	536 532	517 181	560 747	561 501
	third country citizens	66 888	68 080	36 216	36 224
	Number of persons in total	2 185 264		2 302 303	
	Number of vehicles (aeroplanes) by direction of movement in total	15 757	15 771	16 132	16 342
Number of vehicles in total	31 528		32 474		
Total number of persons	4 725 444		5 677 292		
Total number of vehicles	849 591		1 460 282		

Overview of the number of persons and vehicles having crossed the external border legally by respective Border Crossing Points in 2007 and 2008

		2007		2008	
		Persons	Vehicles	Persons	Vehicles
LAND BORDER	Ubl'a	500 022	240 173	594 380	269 605
	Vyšné Nemecké	1 338 616	558 996	2 192 354	1 142 283
	Maťovské Vojkovce	16 731	8 354	14 862	6 820
	Veľké Slemence	585 094	0	525 887	0
	Čierna nad Tisou	99 717	10 540	47 506	9 100
AIR BORDER	airport Bratislava	1 851 366	23 944	2 039 462	28 432
	airport Poprad	63 543	1 724	56 634	986
	airport Košice	270 355	5 860	206 207	3 056
Total		4 725 444	849 591	5 677 292	1 460 282

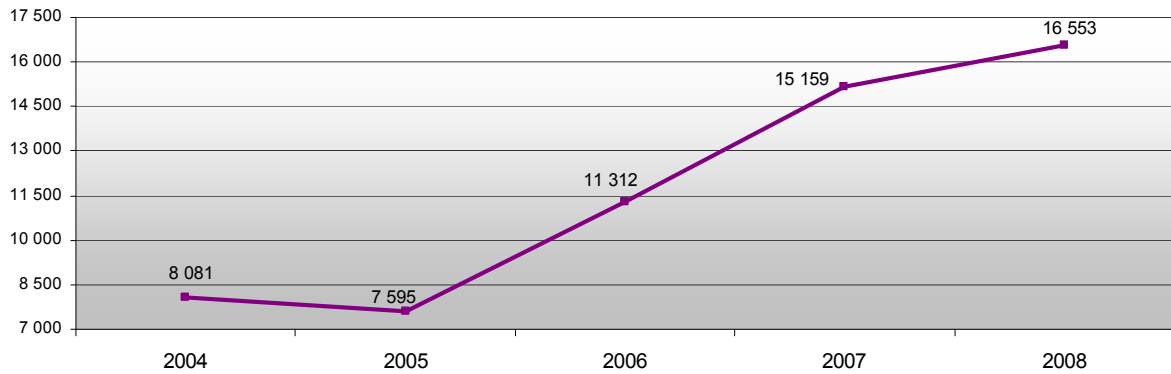
Overview of the number of persons having crossed the external border legally by respective Border Crossing Points in 2007 and 2008



3.2 Residence Permits

Overview of new Residence Permits granted per years

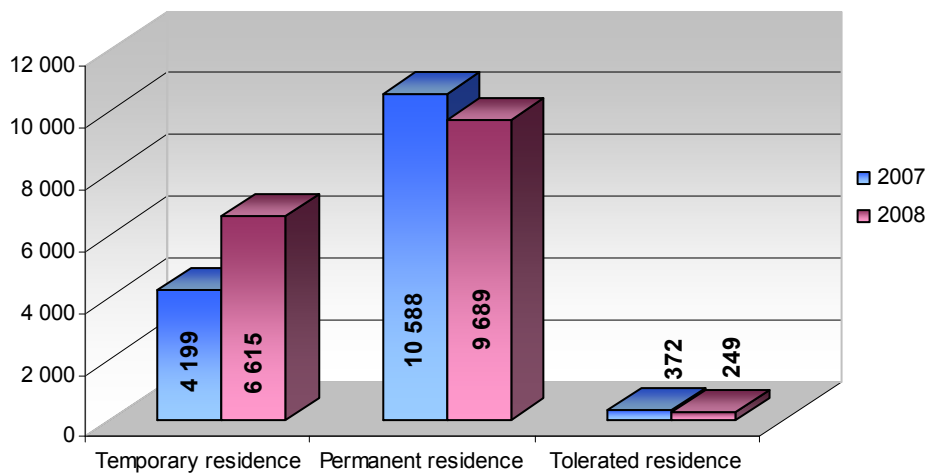
2004	2005	2006	2007	2008
8 081	7 595	11 312	15 159	16 553



Types of new Residence Permits granted in 2007 and 2008

Types of residence status		2007	2008
Temporary residence		4 199	6 615
	Third country nationals	4 199	6 615
Permanent residence		10 588	9 689
thereof:	Third country nationals	1 306	1 074
	Citizens of the European Economic Area	9 282	8 615
Tolerated residence		372	249
thereof:	Third country nationals	339	219
	Citizens of the European Economic Area	33	30
Total		15 159	16 553
thereof:	Third country nationals	5 844	7 908
	Citizens of the European Economic Area	9 315	8 645

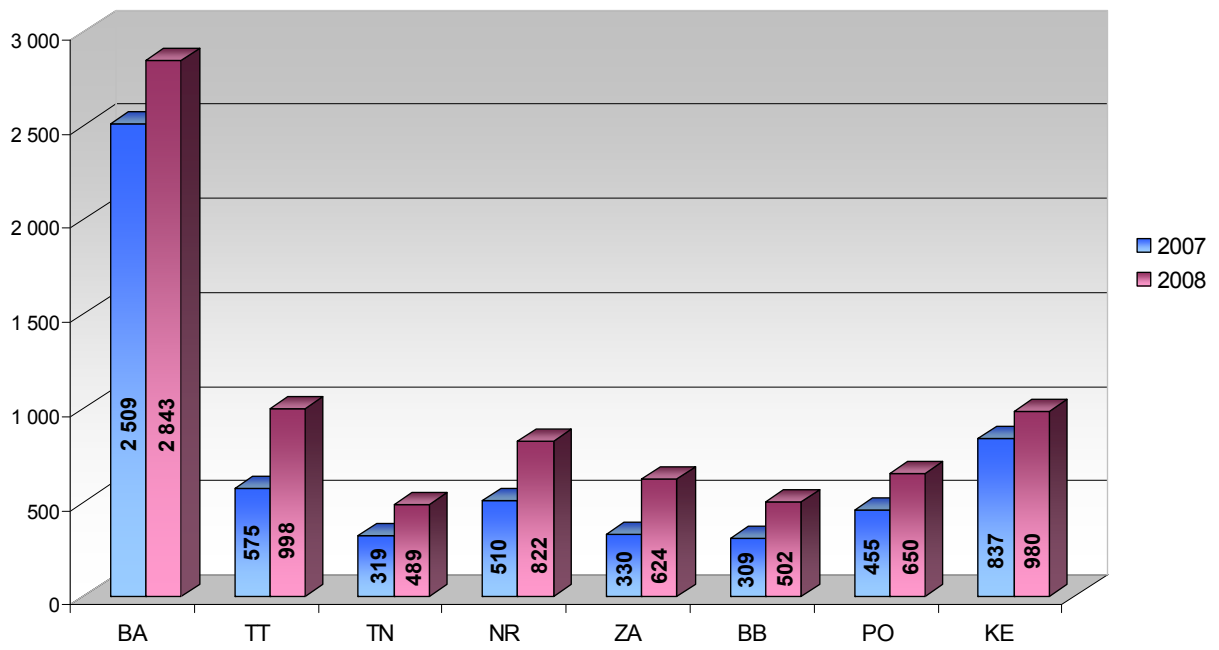
Types of new Residence Permits in 2007 and 2008



Types of new Residence Permits granted to third country nationals by regions in 2007 and 2008

		2007	2008
Bratislava Region		2 509	2 843
thereof:	Temporary residence	1 934	2 421
	Permanent residence	493	371
	Tolerated residence	82	51
Trnava Region		575	998
thereof:	Temporary residence	383	872
	Permanent residence	99	72
	Tolerated residence	93	54
Trenčín Region		319	489
thereof:	Temporary residence	206	406
	Permanent residence	89	78
	Tolerated residence	24	5
Nitra Region		510	822
thereof:	Temporary residence	380	692
	Permanent residence	111	115
	Tolerated residence	19	15
Žilina Region		330	624
thereof:	Temporary residence	208	488
	Permanent residence	113	132
	Tolerated residence	9	4
Banská Bystrica Region		309	502
thereof:	Temporary residence	223	403
	Permanent residence	72	92
	Tolerated residence	14	7
Prešov Region		455	650
thereof:	Temporary residence	325	561
	Permanent residence	115	76
	Tolerated residence	15	13
Košice Region		837	980
thereof:	Temporary residence	540	772
	Permanent residence	214	138
	Tolerated residence	83	70
Total		5 844	7 908
thereof:	Temporary residence	4 199	6 615
	Permanent residence	1 306	1 074
	Tolerated residence	339	219

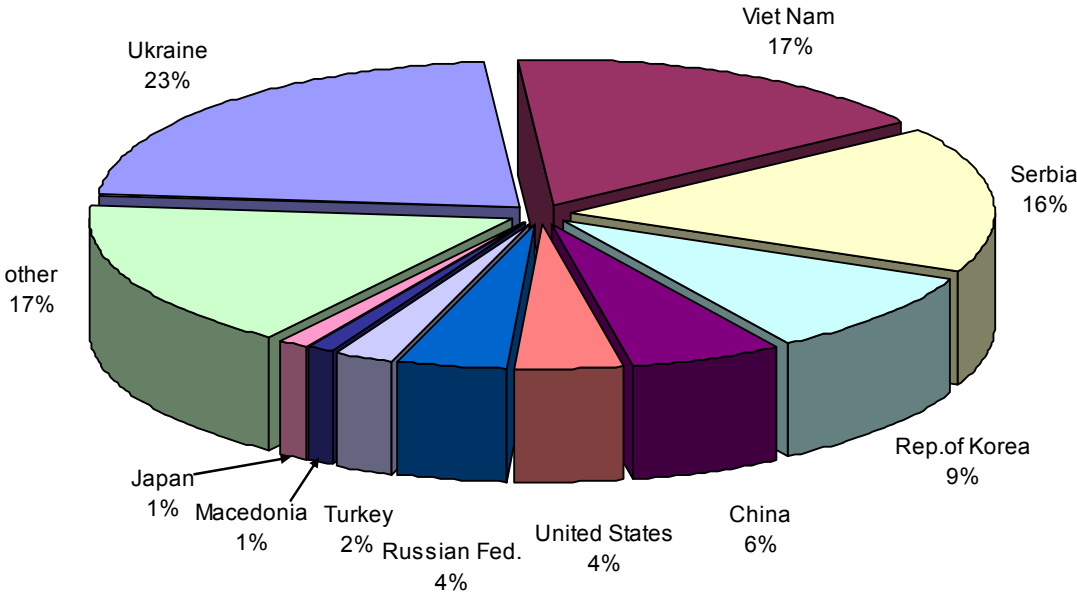
**New Residence Permits granted to the third country nationals
in 2007 and 2008**



Number of new Residence Permits granted to third country nationals in 2007 and 2008

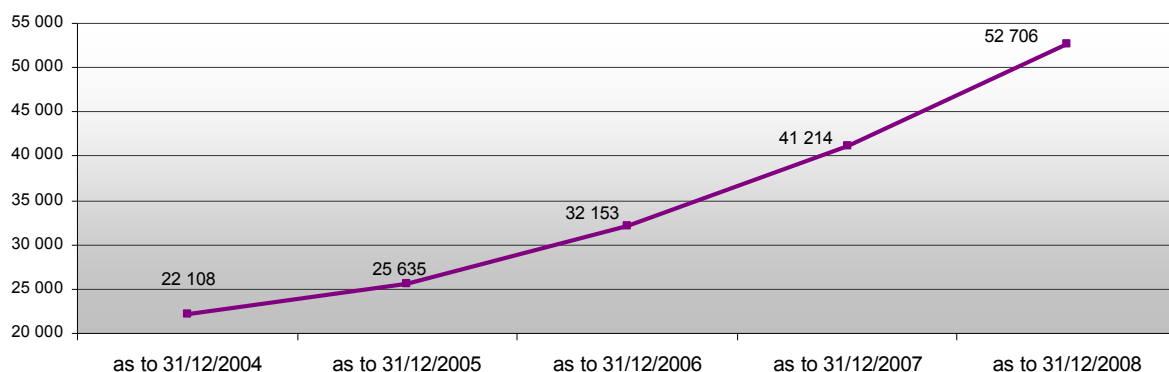
Nationality	2008			
	Number of permits total	Temporary residence	Thereof: Permanent residence	Tolerated residence
Ukraine	1 761	1 553	173	35
Viet Nam	1 307	1 216	74	17
Serbia	1 304	1 244	45	15
Korea	739	527	212	0
China	465	403	55	7
United States	338	287	48	3
Russian Federation	335	245	70	20
Turkey	163	133	27	3
Macedonia	100	54	40	6
Japan	85	63	22	0
India	84	65	7	12
Libyan Arab Jamahiriya	71	47	0	24
Croatia	68	49	15	4
Moldova	59	40	4	15
Saudi Arabia	57	57	0	0
Brazil	55	50	5	0
Belarus	50	32	15	3
Indonesia	49	46	3	0
Thailand	46	39	7	0
Israel	45	36	8	1
Iraq	42	36	4	2
Canada	37	31	6	0
Egypt	36	11	25	0
Nigeria	30	5	23	2
Australia	29	26	3	0
Afghanistan	28	24	3	1
Bosnia and Herzegovina	25	14	10	1
Syrian Arab Republic	25	16	5	4
Lebanon	24	20	3	1
Mexico	22	15	6	1
Georgia	19	13	1	5
Pakistan	19	5	10	4
Malaysia	18	16	2	0
Tunisia	18	3	14	1
Iran	17	11	6	0
South Africa	17	8	9	0
Uzbekistan	16	11	3	2
Kyrgyzstan	15	12	3	0
Philippines	15	13	2	0
Cuba	14	2	11	1
Other	261	137	95	29
Total	7 908	6 615	1 074	219

**New Residence Permits granted to third country nationals
in 2008**



Overview of all Residence Permits valid as to 31 December of the relevant year

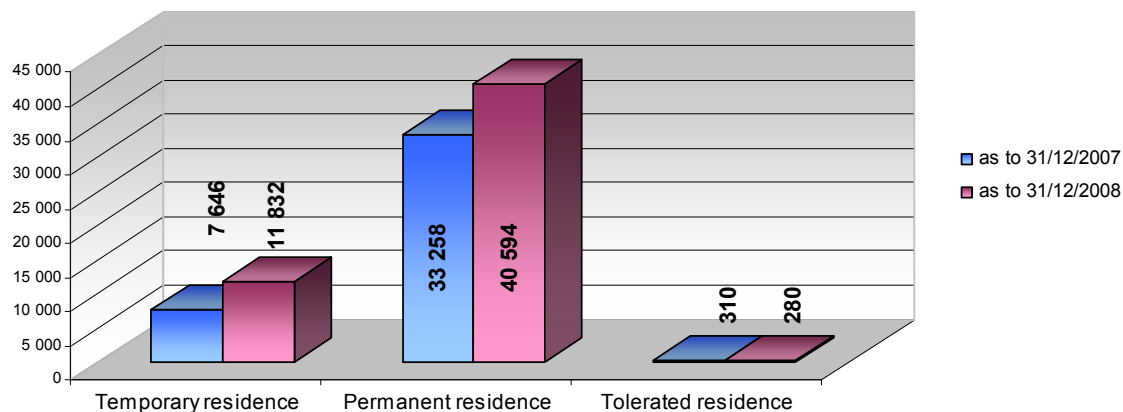
2004	2005	2006	2007	2008
22 108	25 635	32 153	41 214	52 706



Types of all Residence Permits valid as to 31/12/2007 and 31/12/2008

Types of residence status		Valid as to 31/12/2007	Valid as to 31/12/2008
Temporary residence		7 646	11 832
thereof:	Third country nationals	7 343	11 553
	Citizens of the European Economic Area	303	279
Permanent residence		33 258	40 594
thereof:	Third country nationals	7 319	7 694
	Citizens of the European Economic Area	25 939	32 900
Tolerated residence		310	280
thereof:	Third country nationals	250	225
	Citizens of the European Economic Area	60	55
Total		41 214	52 706
thereof:	Third country nationals	14 912	19 472
	Citizens of the European Economic Area	26 302	33 234

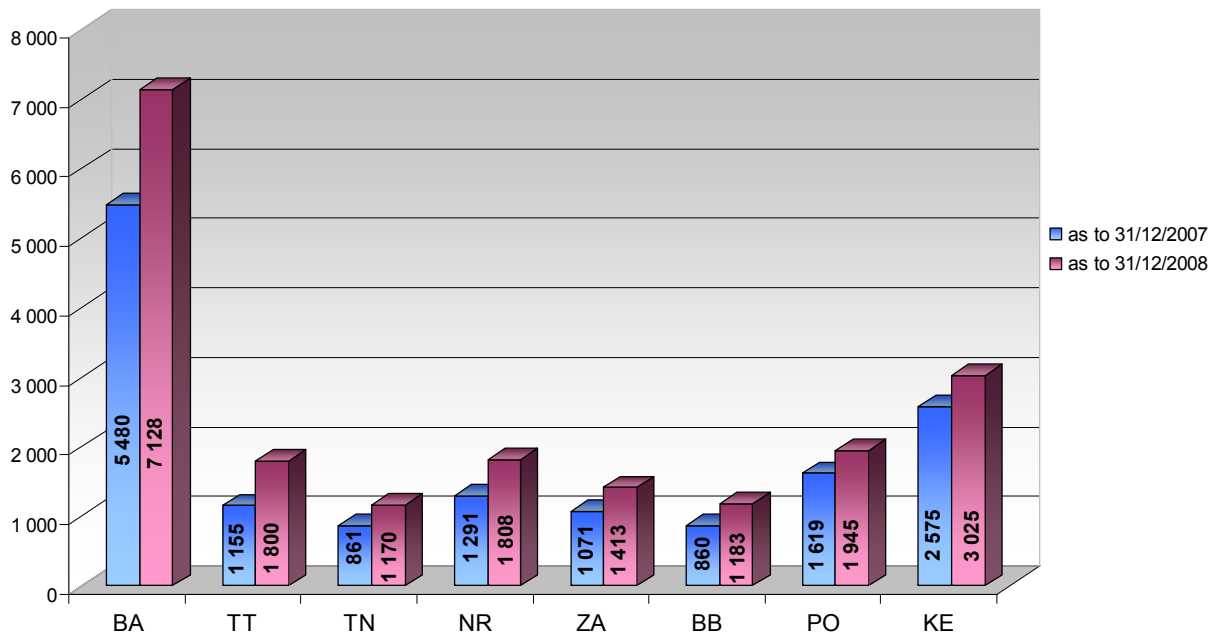
Types of all Residence Permits valid as to 31/12/ 2007 and 31/12/2008



Types of all Residence Permits granted to third country nationals by regions valid as to 31/12/2007 and 31/12/2008

		Valid as to 31/12/2007	Valid as to 31/12/2008
Bratislava Region		5 480	7 128
thereof:	Temporary residence	3 403	4 752
	Permanent residence	1 968	2 265
	Tolerated residence	109	111
Trnava Region		1 155	1 800
thereof:	Temporary residence	606	1 248
	Permanent residence	491	502
	Tolerated residence	58	50
Trenčín Region		861	1 170
thereof:	Temporary residence	358	636
	Permanent residence	489	525
	Tolerated residence	14	9
Nitra Region		1 291	1 808
thereof:	Temporary residence	606	1 076
	Permanent residence	670	720
	Tolerated residence	15	12
Žilina Region		1 071	1 413
thereof:	Temporary residence	343	653
	Permanent residence	720	757
	Tolerated residence	8	3
Banská Bystrica Region		860	1 183
thereof:	Temporary residence	309	601
	Permanent residence	543	568
	Tolerated residence	8	14
Prešov Region		1 619	1 945
thereof:	Temporary residence	621	1 033
	Permanent residence	995	910
	Tolerated residence	3	2
Košice Region		2 575	3 025
thereof:	Temporary residence	1 097	1 554
	Permanent residence	1 443	1 447
	Tolerated residence	35	24
Total		14 912	19 472
thereof:	Temporary residence	7 343	11 553
	Permanent residence	7 319	7 694
	Tolerated residence	250	225

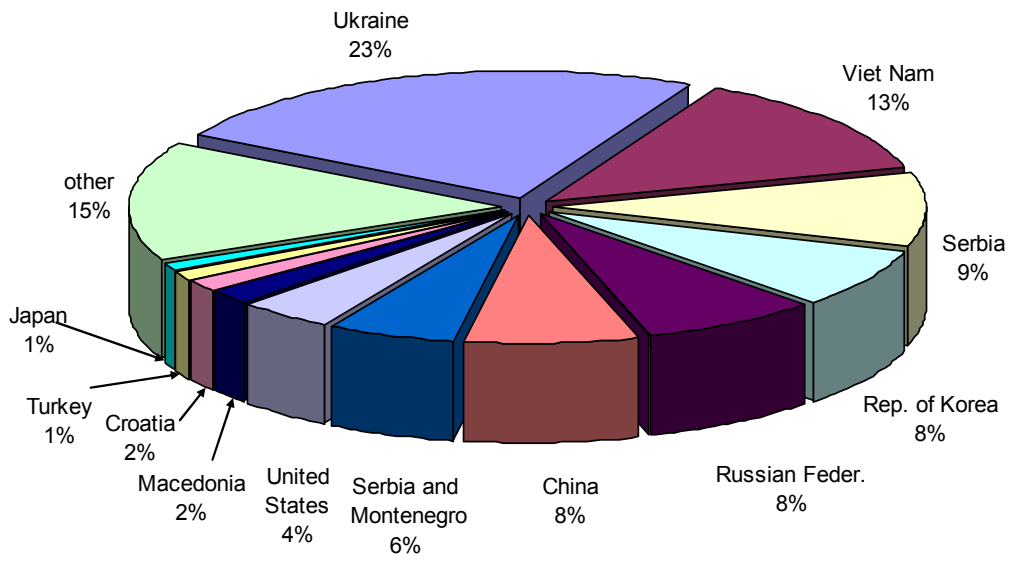
**Total Residence Permits granted to third country nationals by regions
valid as to 31/12/2007 and 31/12/2008**



**Number of all Residence Permits granted to third country nationals valid as to 31/12/2008
- TOP 40**

Nationality	Valid as to 31/12/2008			
	Number of permits total	thereof:		
		Temporary residence	Permanent residence	Tolerated residence
Ukraine	4 726	2 567	2 118	41
Viet Nam	2 534	1 725	789	20
Serbia	1 812	1 591	208	13
Korea	1 485	776	709	0
Russian Federation	1 485	505	961	19
China	1 478	992	479	7
Serbia and Montenegro	1 074	927	147	0
United States	825	500	325	0
Macedonia	360	130	217	13
Croatia	340	86	248	6
Turkey	239	140	96	3
Japan	203	107	96	0
Israel	163	117	45	1
Belarus	150	64	84	2
India	136	88	39	9
Moldova	117	68	27	22
Bosnia and Herzegovina	105	35	69	1
Brazil	97	66	31	0
Saudi Arabia	94	89	5	0
Egypt	87	14	71	2
Thailand	86	68	18	0
Canada	85	44	39	2
Libyan Arab Jamahiriya	84	65	12	7
Syrian Arab republic	70	35	35	0
Stateless persons	69	6	51	12
Iraq	68	59	7	2
Nigeria	65	11	54	0
Indonesia	64	59	5	0
Lebanon	64	41	23	0
Afghanistan	60	29	28	3
Tunisia	59	6	52	1
Armenia	58	15	37	6
Australia	55	38	17	0
Algeria	49	22	27	0
Iran	48	11	37	0
Cuba	45	13	31	1
South Africa	44	17	27	0
Pakistan	42	9	28	5
Philippines	38	26	12	0
Palestinian Territory Occupied	38	26	12	0
Other	771	366	378	27
	19 472	11 553	7 694	225

Total Residence Permits granted to third country nationals as to 31/12/2008



3.3 Visa

Consultations to visa applications sent from the Ministry of Foreign Affairs of the Slovak Republic in 2007 and 2008

Month	2007				2008			
	Total	DCVA opinion thereof:			Total	DCVA opinion thereof:		
		approving	disapproving	binding		approving	disapproving	binding
January	158	141	17	0	5 920	5 877	43	0
February	198	154	44	0	6 001	5 973	28	0
March	191	159	32	0	5 165	5 150	15	0
April	242	201	41	0	6 794	6 777	17	0
May	259	225	34	0	6 163	6 149	14	0
June	339	313	26	0	11 259	11 237	22	0
July	245	217	28	0	10 095	10 070	25	0
August	421	376	45	0	5 956	5 934	22	0
September	287	266	21	0	5 633	5 619	14	0
October	1 169	1 155	14	0	7 344	7 319	25	0
November	4 535	4 521	14	0	7 358	7 339	19	0
December	15 775	15 758	17	0	14 174	14 142	32	0
Total	23 819	23 486	333	0	91 862	91 586	276	0

DCVA – Department of Central Visa Authority

Consultations to visa applications sent from Consular authorities of Member States of the European Union in 2007 and 2008

Month	2007			2008		
	Total	DCVA opinion thereof:		Total	DCVA opinion thereof:	
		approving	disapproving		approving	disapproving
January	0	0	0	26 473	26 464	9
February	0	0	0	32 282	32 274	8
March	0	0	0	33 868	33 858	10
April	0	0	0	40 527	40 517	10
May	0	0	0	43 732	43 721	11
June	0	0	0	49 874	49 862	12
July	0	0	0	50 278	50 267	11
August	0	0	0	38 927	38 912	15
September	0	0	0	38 088	38 080	8
October	0	0	0	36 043	36 028	15
November	0	0	0	32 728	32 709	19
December	10 091	10 091	0	27 913	27 905	8
Total	10 091	10 091	0	450 733	450 597	136

DCVA – Department of Central Visa Authority

Disapproving opinion of the Department of Central Visa Authority to the application for granting visa on the grounds of positive hits pursuant to Article 96 of the Schengen Agreement by nationality in 2008

Nationality	Total	Thereof:	
		Ministry of Foreign Affairs of SR	VIS
Ukraine	125	125	0
Serbia	41	41	0
Nigeria	37	2	35
Pakistan	33	1	32
Iran	22	2	20
Egypt	19	1	18
Bangladesh	14	0	14
Somalia	10	10	0
Turkey	10	10	0
Bosnia and Herzegovina	7	7	0
Libyan Arab Jamahiriya	7	0	7
Georgia	6	6	0
Lebanon	5	3	2
Belarus	4	4	0
Iraq	4	2	2
Macedonia	4	4	0
Russian Federation	4	4	0
Albania	3	3	0
India	3	3	0
Moldova	3	3	0
Afghanistan	2	0	2
Palestinian Territory Occupied	2	0	2
Colombia	1	1	0
Thailand	1	1	0
Tunisia	1	1	0
Total	368	234	134

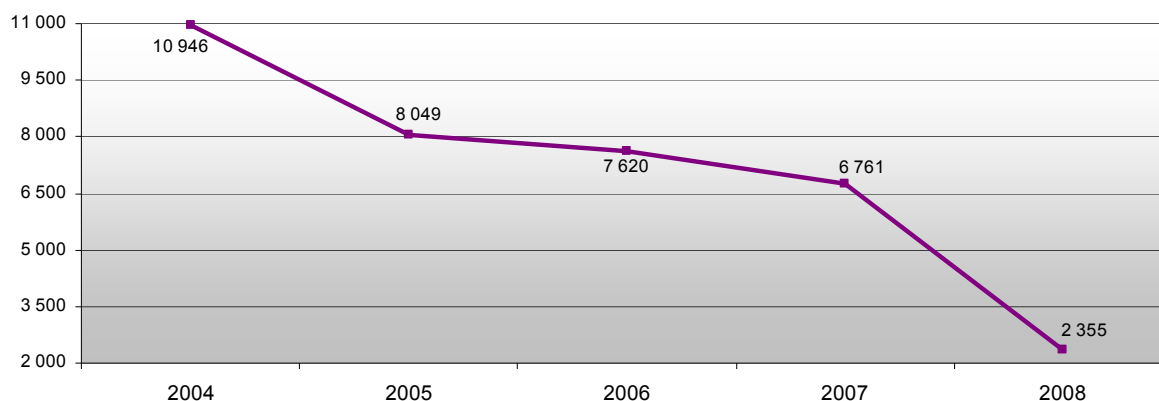
Number of invitations verified by Alien Police Departments of the Police Force in 2007 and 2008

Invitations		2007	2008
Official		1 657	2 045
Private		564	617
By a person other than a relative		765	1 520
Number of verifications total		2 986	4 182
thereof:	Total number of verified invitations	2 494	3 912
	Total number of unverified invitations	492	270

4 ILLEGAL MIGRATION

Overview of illegal migrants per years

2004	2005	2006	2007	2008
10 946	8 049	7 620	6 761	2 355



Overview of illegal migration in the territory of SR in 2007 and 2008

	2007			2008		
	Total	thereof:		Total	thereof:	
		from SR	to SR		from SR	to SR
Illegal crossing of the external border	1 725	46	1 679	994	7	987
thereof: land border	1 684	10	1 674	978	0	978
air border	41	36	5	16	7	9
Illegal crossing of the internal border	1 680	1 530	150	40	5	35
thereof: state border with Austria	1 347	1 346	1	5	5	0
state border with Hungary	110	42	68	0	0	0
state border with the Czech Republic	141	126	15	2	0	2
state border with Poland	82	16	66	33	0	33
Illegal crossing of the state border of SR in total	3 405	1 576	1 829	1 034	12	1 022
Illegal stay in the territory of SR	3 356	---	---	1 321	---	---
Total illegal migration	6 761			2 355		

Note:

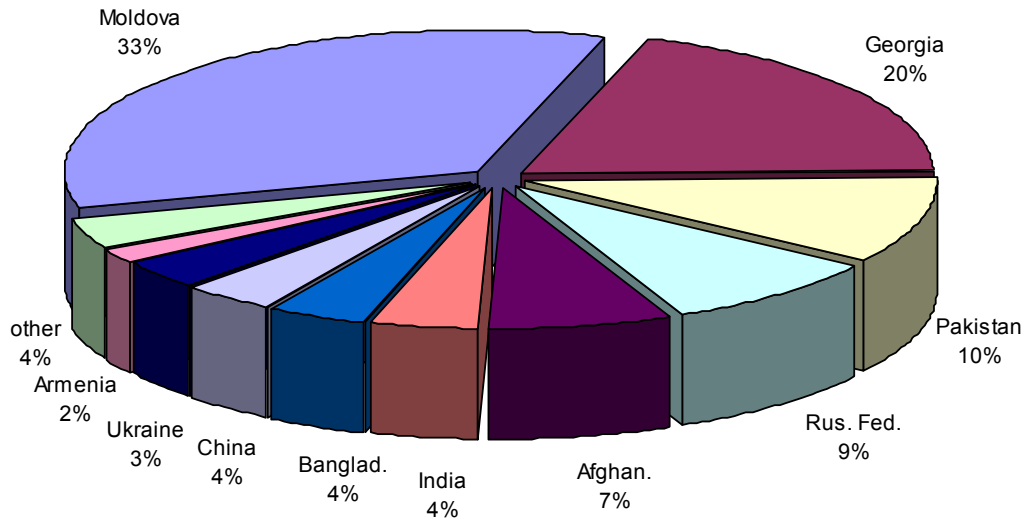
Third country nationals apprehended by an authority of the neighbouring state (in case of air transport, of any other state), and handed over to the territory of SR on the basis of the readmission agreement are not included into the category "illegal crossing of the state border of SR" in the overview of 2008. These persons are included only into the category of "readmission" as persons taken over to SR. This was done so to comply with a definition of the category of illegal state border crossing that covers exclusively persons detected by authorities of the Police Force of SR. In the overview of 2007 however, the category of illegal state border crossing included also persons apprehended by an authority of the neighbouring state and handed over to the territory of SR on the basis of the readmission agreement.

4.1 *Illegal Crossing of the State Border of SR*

Overview of illegal state border crossing by nationality in 2008, subdivided into the external and internal border

Nationality	State border		
	Total	thereof:	
		External border	Internal border
Moldova	353	350	3
Georgia	203	203	0
Pakistan	105	102	3
Russian Federation	90	60	30
Afghanistan	73	71	2
India	42	42	0
Bangladesh	41	41	0
China	38	38	0
Ukraine	34	34	0
Armenia	17	17	0
Zimbabwe	5	5	0
Uzbekistan	4	4	0
Somalia	3	3	0
Albania	3	3	0
Sri Lanka	3	3	0
Iran	2	2	0
Iraq	2	2	0
Kyrgyzstan	2	2	0
Mongolia	2	0	2
Turkey	2	2	0
Azerbaijan	2	2	0
Cuba	1	1	0
Lebanon	1	1	0
Poland	1	1	0
Palestine	1	1	0
Sudan	1	1	0
Tunisia	1	1	0
Viet Nam	1	1	0
Nigeria	1	1	0
Total	1 034	994	40

Illegal state border crossing in 2008



Overview of illegal crossing of the external land border by nationality in 2007 and 2008 - TOP 15

Nationality	2007
Moldova	499
Pakistan	317
India	175
Georgia	161
Russian Federation	157
Bangladesh	81
China	70
Iraq	52
Afghanistan	47
Ukraine	43
Armenia	22
Viet Nam	15
Somalia	15
Turkey	8
Belarus	5
Other	17
Total	1 684

Nationality	2008
Moldova	350
Georgia	203
Pakistan	102
Afghanistan	71
Russian Federation	60
Bangladesh	41
India	39
China	38
Ukraine	32
Armenia	17
Zimbabwe	5
Uzbekistan	4
Somalia	3
Iraq	2
Kyrgyzstan	2
Other	9
Total	978

Overview of illegal crossing of the external air border by nationality in 2007 and 2008

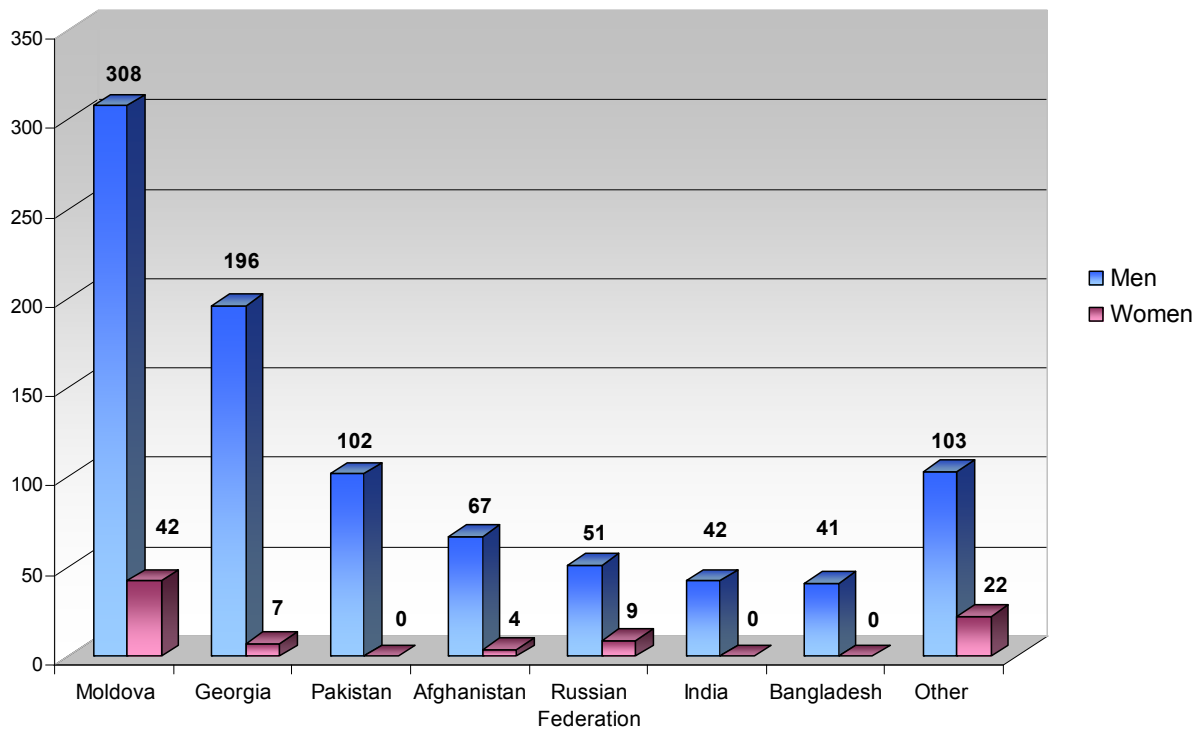
Nationality	2007
Ukraine	20
Nigeria	6
India	5
Moldova	3
Viet Nam	3
Stateless	2
Algeria	1
Croatia	1
- - -	-
Total	41

Nationality	2008
India	3
Sri Lanka	3
Ukraine	2
Albania	2
Iran	2
Turkey	1
Sudan	1
Viet Nam	1
Nigeria	1
Total	16

Overview of illegal crossing of the external land border by nationality, sex and age in 2008

Nationality	Total	thereof:					
		Men			Women		
		Total	thereof:		Total	thereof:	
Aged 0 – 18	Aged 19 and over		Aged 0 – 18	Aged 19 and over			
Moldova	350	308	95	213	42	6	36
Georgia	203	196	11	185	7	2	5
Pakistan	102	102	17	85	0	0	0
Afghanistan	71	67	14	53	4	1	3
Russian Federation	60	51	5	46	9	3	6
India	42	42	3	39	0	0	0
Bangladesh	41	41	7	34	0	0	0
China	38	28	0	28	10	0	10
Ukraine	34	29	0	29	5	0	5
Armenia	17	13	2	11	4	1	3
Zimbabwe	5	5	1	4	0	0	0
Uzbekistan	4	2	0	2	2	0	2
Somalia	3	3	0	3	0	0	0
Albania	3	3	0	3	0	0	0
Sri Lanka	3	2	1	1	1	0	1
Iran	2	2	0	2	0	0	0
Iraq	2	2	0	2	0	0	0
Kyrgyzstan	2	2	1	1	0	0	0
Turkey	2	2	0	2	0	0	0
Azerbaijan	2	2	1	1	0	0	0
Cuba	1	1	0	1	0	0	0
Lebanon	1	1	0	1	0	0	0
Poland	1	1	0	1	0	0	0
Palestine	1	1	0	1	0	0	0
Sudan	1	1	0	1	0	0	0
Tunisia	1	1	0	1	0	0	0
Viet Nam	1	1	0	1	0	0	0
Nigeria	1	1	0	1	0	0	0
Total	994	910	158	752	84	13	71

Illegal crossing of the external border by nationality and sex in 2008



Overview of illegal crossing of the external land border by nationality, sex and age in 2008 – TOP 15

Nationality	Total	thereof:					
		Men			Women		
		Total	thereof:		Total	thereof:	
Aged 0 - 18	Aged 19 and over		Aged 0 - 18	Aged 19 and over			
Moldova	350	308	95	213	42	6	36
Georgia	203	196	11	185	7	2	5
Pakistan	102	102	17	85	0	0	0
Afghanistan	71	67	14	53	4	1	3
Russian Federation	60	51	5	46	9	3	6
India	39	39	3	36	0	0	0
Bangladesh	41	41	7	34	0	0	0
China	38	28	0	28	10	0	10
Ukraine	32	27	0	27	5	0	5
Armenia	17	13	2	11	4	1	3
Zimbabwe	5	5	1	4	0	0	0
Uzbekistan	4	2	0	2	2	0	2
Somalia	3	3	0	3	0	0	0
Iraq	2	2	0	2	0	0	0
Kyrgyzstan	2	2	1	1	0	0	0
other	9	9	1	8	0	0	0
Total	978	895	157	738	83	13	70

Overview of illegal crossing of the external air border by nationality, sex and age in 2008

Nationality	Total	thereof:					
		Men			Women		
		Total	thereof:		Total	thereof:	
Aged 0 - 18	Aged 19 and over		Aged 0 - 18	Aged 19 and over			
India	3	3	0	3	0	0	0
Sri Lanka	3	2	1	1	1	0	1
Ukraine	2	2	0	2	0	0	0
Albania	2	2	0	2	0	0	0
Iran	2	2	0	2	0	0	0
Turkey	1	1	0	1	0	0	0
Sudan	1	1	0	1	0	0	0
Viet Nam	1	1	0	1	0	0	0
Nigeria	1	1	0	1	0	0	0
Total	16	15	1	14	1	0	1

Overview of illegal crossing of the internal border by nationality in 2008

Nationality	Total	by the state border of SR with:			
		Austria	Hungary	Czech Republic	Poland
Russian Federation	30	0	0	0	30
Moldova	3	0	0	0	3
Pakistan	3	3	0	0	0
Afghanistan	2	2	0	0	0
Mongolia	2	0	0	2	0
Total	40	5	0	2	33

Overview of illegal crossing of the internal border by nationality, sex and age in 2008

Nationality	Total	thereof:					
		Men			Women		
		Total	thereof:		Total	thereof:	
			Aged 0 - 18	Aged 19 and over		Aged 0 - 18	Aged 19 and over
Russian Federation	30	16	8	8	14	5	9
Moldova	3	1	0	1	2	0	2
Pakistan	3	3	1	2	0	0	0
Afghanistan	2	2	2	0	0	0	0
Mongolia	2	2	0	2	0	0	0
Total	40	24	11	13	16	5	11

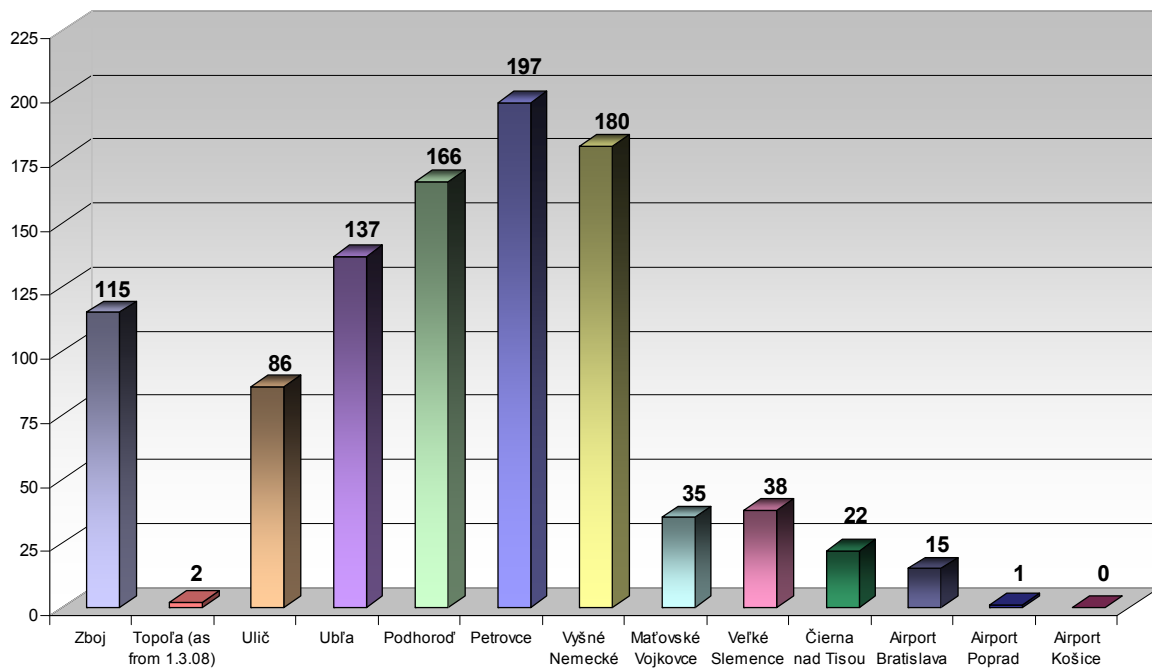
Overview of illegal crossing of the state border of SR in 2008

Nationality	Total	thereof:		External border									Internal border												
		from SR	to SR	Total	thereof:		thereof:			Total	thereof:		by the state border with:												
					from SR	to SR	Land border		Air border		Austria			Hungary	Czech Repub.		Poland								
		Total	thereof:	Total	thereof:	Total	thereof:	Total	thereof:	Total	thereof:	Total	thereof:		Total	thereof:	Total	thereof:							
			from SR	to SR		from SR	to SR		from SR	to SR		from SR	to SR		from SR	to SR		from SR	to SR		from SR	to SR			
Moldova	353	0	353	350	0	350	350	0	350	0	0	0	3	0	3	0	0	0	0	0	0	0	3	0	3
Georgia	203	0	203	203	0	203	203	0	203	0	0	0	0	0	0	0	0	0	0	0	0	0	0	0	0
Pakistan	105	3	102	102	0	102	102	0	102	0	0	0	3	3	0	3	3	0	0	0	0	0	0	0	0
Russian Feder.	90	0	90	60	0	60	60	0	60	0	0	0	30	0	30	0	0	0	0	0	0	0	30	0	30
Afghanistan	73	2	71	71	0	71	71	0	71	0	0	0	2	2	0	2	2	0	0	0	0	0	0	0	0
India	42	0	42	42	0	42	39	0	39	3	0	3	0	0	0	0	0	0	0	0	0	0	0	0	0
Bangladesh	41	0	41	41	0	41	41	0	41	0	0	0	0	0	0	0	0	0	0	0	0	0	0	0	0
China	38	0	38	38	0	38	38	0	38	0	0	0	0	0	0	0	0	0	0	0	0	0	0	0	0
Ukraine	34	1	33	34	1	33	32	0	32	2	1	1	0	0	0	0	0	0	0	0	0	0	0	0	0
Armenia	17	0	17	17	0	17	17	0	17	0	0	0	0	0	0	0	0	0	0	0	0	0	0	0	0
Zimbabwe	5	0	5	5	0	5	5	0	5	0	0	0	0	0	0	0	0	0	0	0	0	0	0	0	0
Uzbekistan	4	0	4	4	0	4	4	0	4	0	0	0	0	0	0	0	0	0	0	0	0	0	0	0	0
Somalia	3	0	3	3	0	3	3	0	3	0	0	0	0	0	0	0	0	0	0	0	0	0	0	0	0
Albania	3	2	1	3	2	1	1	0	1	2	2	0	0	0	0	0	0	0	0	0	0	0	0	0	0
Sri Lanka	3	0	3	3	0	3	0	0	0	3	0	3	0	0	0	0	0	0	0	0	0	0	0	0	0
Iran	2	0	2	2	0	2	0	0	0	2	0	2	0	0	0	0	0	0	0	0	0	0	0	0	0
Iraq	2	0	2	2	0	2	2	0	2	0	0	0	0	0	0	0	0	0	0	0	0	0	0	0	0
Kyrgyzstan	2	0	2	2	0	2	2	0	2	0	0	0	0	0	0	0	0	0	0	0	0	0	0	0	0
Mongolia	2	0	2	0	0	0	0	0	0	0	0	0	2	0	2	0	0	0	0	2	0	2	0	0	0
Turkey	2	1	1	2	1	1	1	0	1	1	1	0	0	0	0	0	0	0	0	0	0	0	0	0	0
Azerbaijan	2	0	2	2	0	2	2	0	2	0	0	0	0	0	0	0	0	0	0	0	0	0	0	0	0
Cuba	1	0	1	1	0	1	1	0	1	0	0	0	0	0	0	0	0	0	0	0	0	0	0	0	0
Lebanon	1	0	1	1	0	1	1	0	1	0	0	0	0	0	0	0	0	0	0	0	0	0	0	0	0
Poland	1	0	1	1	0	1	1	0	1	0	0	0	0	0	0	0	0	0	0	0	0	0	0	0	0
Palestine	1	0	1	1	0	1	1	0	1	0	0	0	0	0	0	0	0	0	0	0	0	0	0	0	0
Sudan	1	1	0	1	1	0	0	0	0	1	1	0	0	0	0	0	0	0	0	0	0	0	0	0	0
Tunisia	1	0	1	1	0	1	1	0	1	0	0	0	0	0	0	0	0	0	0	0	0	0	0	0	0
Viet Nam	1	1	0	1	1	0	0	0	0	1	1	0	0	0	0	0	0	0	0	0	0	0	0	0	0
Nigeria	1	1	0	1	1	0	0	0	0	1	1	0	0	0	0	0	0	0	0	0	0	0	0	0	0
Total	1 034	12	1 022	994	7	987	978	0	978	16	7	9	40	5	35	5	5	0	0	2	0	2	33	0	33

Overview of illegal crossing of the external border by Border Crossing Departments of the Police Force in 2008

Nationality	Total	by respective BCD of the Police Force:												
		Zboj	Topoľa from 1.3.08	Ulič	Ubl'a	Podhorod'	Petrovce	Vyšné Nemecké	Maťovské Vojkovce	Veľké Slemence	Čierna nad Tisou	Airport Bratislava	Airport Poprad	Airport Košice
Moldova	350	3	0	34	27	57	90	114	18	0	7	0	0	0
Georgia	203	16	0	19	23	47	53	19	11	15	0	0	0	0
Pakistan	102	38	2	10	15	10	11	7	0	9	0	0	0	0
Afghanistan	71	16	0	9	24	8	4	4	0	0	6	0	0	0
Russian Feder.	60	3	0	5	3	8	20	8	2	9	2	0	0	0
India	42	14	0	2	20	3	0	0	0	0	0	3	0	0
Bangladesh	41	9	0	2	17	9	0	4	0	0	0	0	0	0
China	38	15	0	5	1	17	0	0	0	0	0	0	0	0
Ukraine	34	0	0	0	7	0	5	14	2	1	3	1	1	0
Armenia	17	0	0	0	0	0	9	7	0	1	0	0	0	0
Zimbabwe	5	0	0	0	0	5	0	0	0	0	0	0	0	0
Uzbekistan	4	0	0	0	0	0	4	0	0	0	0	0	0	0
Somalia	3	0	0	0	0	0	0	1	2	0	0	0	0	0
Albania	3	0	0	0	0	0	0	0	0	0	1	2	0	0
Sri Lanka	3	0	0	0	0	0	0	0	0	0	0	3	0	0
Iran	2	0	0	0	0	0	0	0	0	0	0	2	0	0
Iraq	2	0	0	0	0	0	1	0	0	0	1	0	0	0
Kyrgyzstan	2	1	0	0	0	0	0	1	0	0	0	0	0	0
Turkey	2	0	0	0	0	0	0	0	0	0	1	1	0	0
Azerbaijan	2	0	0	0	0	0	0	0	0	2	0	0	0	0
Cuba	1	0	0	0	0	0	0	0	0	0	1	0	0	0
Lebanon	1	0	0	0	0	1	0	0	0	0	0	0	0	0
Poland	1	0	0	0	0	0	0	1	0	0	0	0	0	0
Palestine	1	0	0	0	0	1	0	0	0	0	0	0	0	0
Sudan	1	0	0	0	0	0	0	0	0	0	0	1	0	0
Tunisia	1	0	0	0	0	0	0	0	0	1	0	0	0	0
Viet Nam	1	0	0	0	0	0	0	0	0	0	0	1	0	0
Nigeria	1	0	0	0	0	0	0	0	0	0	0	1	0	0
Total	994	115	2	86	137	166	197	180	35	38	22	15	1	0

Illegal crossing of the external border by respective BCD of the PF in 2008

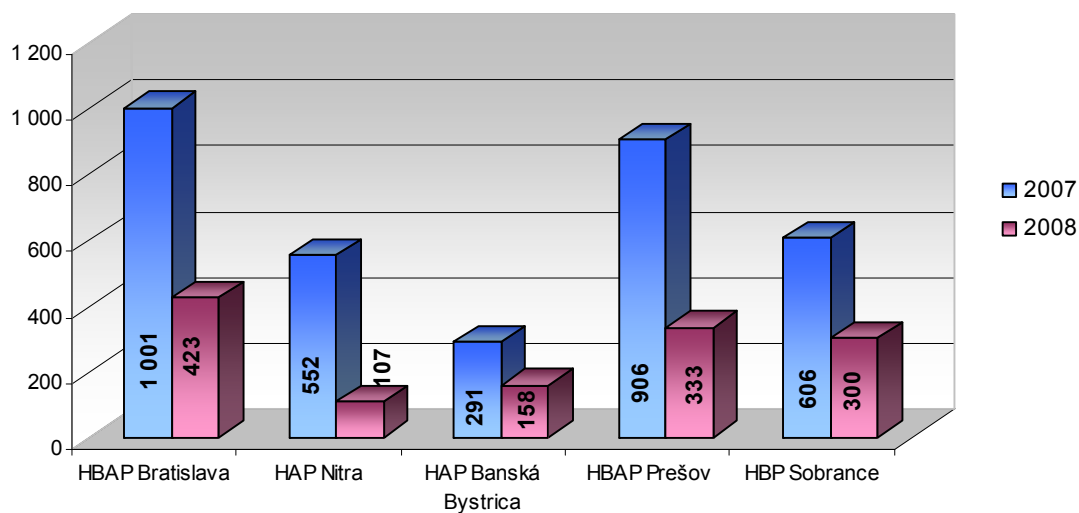


4.2 Illegal Stay in the Territory of SR

Overview of illegal stay in the territory of SR by respective headquarters of BBAP MOI of SR in 2007 and 2008

	2007	2008
HBAP Bratislava	1 001	423
HAP Nitra	552	107
HAP Banská Bystrica	291	158
HBAP Prešov	906	333
HBP Sobrance	606	300
Total	3 356	1 321

Illegal stay in the territory of SR by respective headquarters in 2007 and 2008



Overview of illegal stay in the territory of SR by nationality in 2007 and 2008 - TOP 15

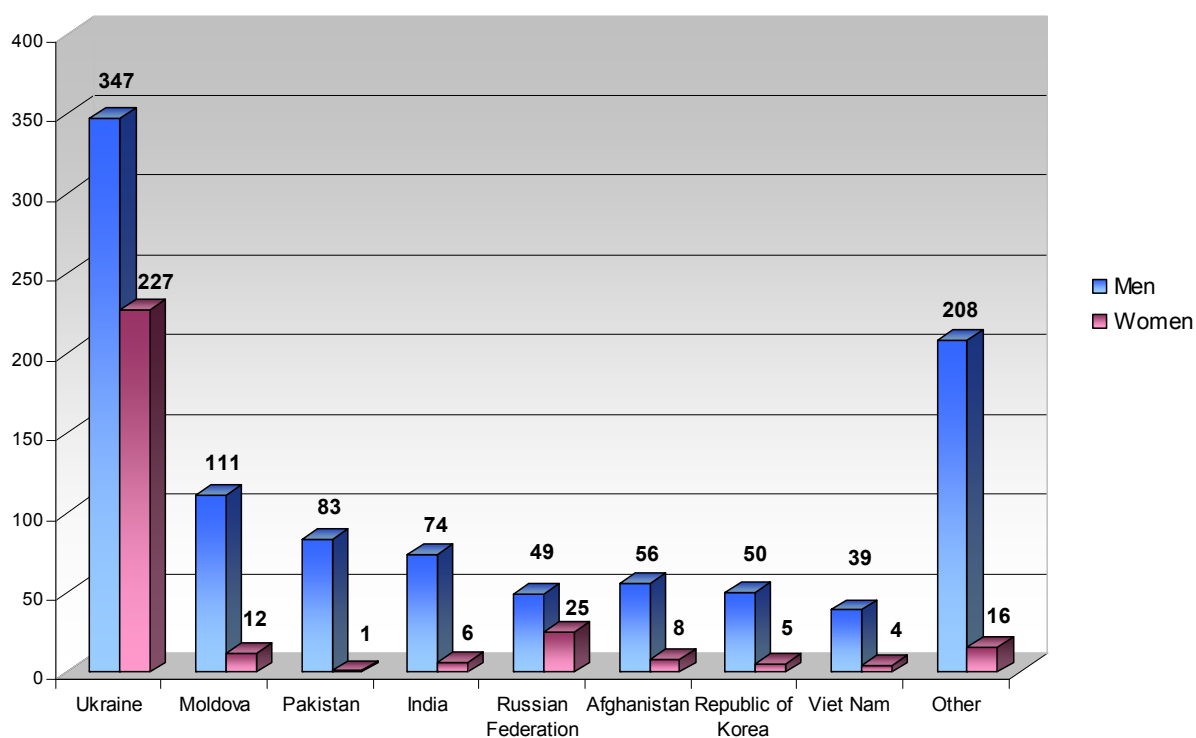
Nationality	2007
Ukraine	1 209
India	609
Pakistan	531
Moldova	260
Russian Federation	134
Bangladesh	87
Iraq	86
China	78
Georgia	61
Viet Nam	47
Afghanistan	46
Malaysia	27
Sri Lanka	25
Palestine	16
Syrian Arab Republic	14
other	126
Total	3 356

Nationality	2008
Ukraine	574
Moldova	123
Pakistan	84
India	80
Russian Federation	74
Afghanistan	64
Republic of Korea	55
Viet Nam	43
Bangladesh	33
China	31
Georgia	28
Serbia	16
Sri Lanka	11
Nigeria	9
Tunisia	9
other	87
Total	1 321

Overview of illegal stay in the territory of SR by nationality, age and sex in 2008 - TOP 15

Nationality	Total	thereof:					
		Men			Women		
		Total	thereof:		Total	thereof:	
			Aged 0 - 18	Aged 19 and over		Aged 0 - 18	Aged 19 and over
Ukraine	574	347	3	344	227	2	225
Moldova	123	111	28	83	12	1	11
Pakistan	84	83	13	70	1	0	1
India	80	74	4	70	6	0	6
Russian Federation	74	49	11	38	25	12	13
Afghanistan	64	56	23	33	8	5	3
Republic of Korea	55	50	2	48	5	0	5
Viet Nam	43	39	3	36	4	0	4
Bangladesh	33	33	12	21	0	0	0
China	31	20	2	18	11	2	9
Georgia	28	28	0	28	0	0	0
Serbia	16	16	0	16	0	0	0
Sri Lanka	11	11	2	9	0	0	0
Nigeria	9	9	0	9	0	0	0
Tunisia	9	9	0	9	0	0	0
other	87	82	5	77	5	0	5
Total	1 321	1 017	108	909	304	22	282

Illegal stay in the territory of SR by nationality and sex in 2008



Illegal stay in the territory of SR by nationality and the place of apprehension, subdivided according to previous entry in 2008- TOP 15

Nationality	Total	thereof:			
		Inland			At the Border Crossing Points on exit from SR
		Total	thereof:		
		After legal entry	After illegal entry		
Ukraine	574	335	269	66	239
Moldova	123	122	5	117	1
Pakistan	84	83	0	83	1
India	80	47	3	44	33
Russian Federat.	74	68	8	60	6
Afghanistan	64	63	1	62	1
Republic of Korea	55	55	54	1	0
Viet Nam	43	43	19	24	0
Bangladesh	33	33	0	33	0
China	31	31	12	19	0
Georgia	28	28	0	28	0
Serbia	16	16	10	6	0
Sri Lanka	11	11	0	11	0
Nigeria	9	8	1	7	1
Tunisia	9	9	7	2	0
other	87	79	49	30	8
Total	1 321	1 031	438	593	290

Note:

Illegal stay after the legal entry – there are aliens included into this group who were apprehended inland on the grounds of illegal stay in our territory, who had entered (or could have entered) the Schengen area legally, but at the time of detection, they were illegally present in our territory (overstay the time limited in visa, in residence permit, performing illegal work,...). It usually applies to aliens who stay in our territory for a longer period of time, and who are given visas or residence permits issued by SR or by any other Member State in their documents.

Illegal stay after the illegal entry - there are aliens included into this group who were apprehended inland, but who had entered SR illegally. It usually applies to aliens who are only transiting through our territory (the so-called transit illegal migration), and they do not have any intention to stay in our territory (in the case of being apprehended, they often abuse the asylum procedure for the purpose of legalisation of their residence in the territory of SR, however, after a certain period of time, they keep on trying to illegally leave the territory of SR for a destination state). In majority cases, they do not have any identification documents, or they possess false or counterfeit travel documents, or travel documents that belong to someone else.

Overview of illegal stay in the territory of SR by respective headquarters of BBAP MOI of SR and by nationality in 2008

Nationality	Total	thereof:				
		HBAP Bratislava	HAP Nitra	HAP B. Bystrica	HBAP Prešov	HBP Sobrance
Ukraine	574	197	22	61	50	244
Moldova	123	10	5	1	91	16
Pakistan	84	38	7	0	39	0
India	80	47	8	0	25	0
Russian Federation	74	10	13	34	7	10
Afghanistan	64	5	0	1	49	9
Republic of Korea	55	6	9	40	0	0
Viet Nam	43	24	15	1	3	0
Bangladesh	33	12	0	0	21	0
China	31	9	2	6	14	0
Georgia	28	2	0	0	15	11
Serbia	16	7	5	2	2	0
Sri Lanka	11	7	0	0	4	0
Nigeria	9	8	1	0	0	0
Tunisia	9	8	0	0	1	0
Turkey	9	5	2	1	1	0
Marocco	8	6	0	0	2	0
Armenia	7	1	0	0	2	4
Macedonia	5	3	2	0	0	0
Malaysia	5	0	5	0	0	0
Saudi Arabia	5	5	0	0	0	0
Croatia	4	1	0	3	0	0
Senegal	4	1	0	3	0	0
Belarus	3	0	0	0	1	2
Egypt	3	3	0	0	0	0
Iraq	3	1	0	0	1	1
Syrian Arab Republic	3	0	0	0	0	3
United States	3	0	1	1	1	0
Stateless	2	0	1	0	1	0
Albania	2	1	1	0	0	0
Israel	2	0	1	1	0	0
Kazakhstan	2	0	2	0	0	0
Kuwait	2	1	1	0	0	0
Bolivia	1	0	0	1	0	0
Brazil	1	0	1	0	0	0
Congo	1	1	0	0	0	0
Ecuador	1	1	0	0	0	0
Jordan	1	0	1	0	0	0
Japan	1	0	1	0	0	0
Namibia	1	0	0	0	1	0
Oman	1	1	0	0	0	0
Poland	1	0	0	1	0	0
Palestine	1	0	0	0	1	0
Sierra Leone	1	1	0	0	0	0
Tajikistan	1	1	0	0	0	0
Unknown nationality	1	0	0	1	0	0
Uzbekistan	1	0	1	0	0	0
Peru	1	0	0	0	1	0
Total	1 321	423	107	158	333	300

4.3 Counterfeiting and Alteration of Travel, Residence and other Documents

Number of detected counterfeit and altered travel documents by the place of detection in 2007 and 2008.

	2007	2008
External border total	112	51
thereof: land border	85	36
air border	27	15
Internal border total	563	0
thereof: state border with Austria	290	0
state border with Hungary	85	0
state border with the Czech Republic	21	0
state border with Poland	167	0
Inland total	171	35
thereof: HBAP Bratislava	158	11
HAP Nitra	3	3
HAP B. Bystrica	0	6
HBAP Prešov	10	15
Total	846	86

Methods of counterfeiting and alteration of travel documents by the place of detection in 2008

	Total	thereof:							
		A	B	C	D	E	F	G	H
External border	51	3	0	0	14	0	5	29	0
thereof: land border	36	1	0	0	7	0	0	28	0
air border	15	2	0	0	7	0	5	1	0
Inland	35	12	0	0	0	0	2	21	0
thereof: HBAP Bratislava	11	8	0	0	0	0	0	3	0
HAP Nitra	3	0	0	0	0	0	0	3	0
HAP B. Bystrica	6	3	0	0	0	0	2	1	0
HBAP Prešov	15	1	0	0	0	0	0	14	0
Total	86	15	0	0	14	0	7	50	0

- A. photo substitution,
- B. data change in the travel document,
- C. data alteration in the travel document,
- D. change of pages in the travel document,
- E. genuine document - blank passport personalised by unauthorized subject,
- F. look alike,
- G. falsified travel document,
- H. genuine document issued by the authorized subject to an illegitimate person (e.g. as a consequence of corruption or due to submitting false documents in support of application for the travel document to be issued)

Number of the most frequently misused travel documents in 2007 and 2008 - TOP 5

Type of Document	Issuing Country	2007
ID card	Spain	151
ID card	Slovakia	138
ID card	Romania	124
ID certificate	Poland	121
ID certificate	Hungary	102
other	---	210
summary		846

Type of Document	Issuing Country	2008
ID card	Romania	40
ID card	Slovakia	16
Travel document	India	4
ID card	Czech Republic	2
ID card	Poland	2
other	---	22
summary		86

Falsification of visa stickers, transit stamps, residence permits and other documents in 2007 and 2008

	2007	2008
Visa	48	5
Transit Stamps	198	1
Residence Permits	64	30
Other Documents*	-	33
Total	310	69

* the mentioned statistical data were not registered in 2007

Falsification of visa stickers, transit stamps, residence permits and other documents by the place of detection in 2008

	Total	thereof:			
		Visa Stickers	Transit Stamps	Residence Permits	Other documents
External border	38	5	1	28	4
thereof: Land border	34	5	1	25	3
Air border	4	0	0	3	1
Inland	31	0	0	2	29
thereof: HBAP Bratislava	4	0	0	0	4
HAP Nitra	24	0	0	0	24
HAP B. Bystrica	1	0	0	0	1
HBAP Prešov	2	0	0	2	0
Total	69	5	1	30	33

4.4 Facilitated Illegal Immigration

4.4.1 Human Smuggling

Documented Cases of Human Smuggling in 2007 and 2008

Human Smuggling Cases pursuant to Section 355 of The Penal Code	Year 2007	Year 2008
Documented Cases of Human Smuggling	134	58
Cases in which Suspects were Accused	123	43
Number of Identified Facilitators	278	142
Number of Accused Facilitators	225	112
Number of Smuggled Migrants	1 966	1 008
Number of Apprehended Migrants	856	388
Number of Documented Events	298	186

Facilitated Illegal Immigration by the State Border Section in 2008

Year 2008	Number of Documented Cases	Number of Facilitators	Number of Accused Facilitators	Number of Smuggled Migrants
External Border Total	9	15	7	202
thereof:				
Land Border	9	15	7	202
Air Border	0	0	0	0
Internal Border Total	17	84	80	638
by the state border section with:				
Austria	15	81	78	627
Hungary	1	2	2	8
Czech Republic	0	0	0	0
Poland	1	1	0	3
Inland	32	43	25	168
Total	58	142	112	1 008

Number of Facilitators and Illegal Migrants by Country of Origin in 2008

Facilitators		Facilitated Illegal Migrants		
Country of Citizenship	Number	Country of Citizenship	Facilitated	Apprehended
Moldova	5	Moldova	78	73
Pakistan	6	Pakistan	74	67
India	5	India	49	49
Ukraine	11	Ukraine	36	25
Russia	6	Russia	36	7
Afghanistan	6	Afghanistan	8	6
Bangladesh	3	Bangladesh	14	13
Georgia	1	Georgia	5	5
Macedonia	1	Macedonia	1	1
Vietnam	2	Vietnam	4	4
Armenia	1	Sri Lanka	4	4
Belarus	2	Nigeria	1	1
Poland	1	China	28	13
Romania	2	---	---	---
Slovakia	75	---	---	---
Syria	2	---	---	---
Stateless	13	Stateless	670	120
Total	142	Total	1 008	388

4.4.2 Criminal Procedures against Facilitators

Organised and Criminal Groups in 2008

Year 2008	Number of Investigated Cases	Number of Cases in which Suspects were Accused	Facilitators Total	Number of Accused Facilitators
Organised Group	14	11	86	75
Criminal Group	1	1	1	1

4.5 Return Policy

4.5.1 Readmission Related to Illegal Migration

Overview of the persons handed and taken over pursuant to Readmission Agreements related to illegal migration in 2007 and 2008

Readmission Agreement with the state:	2007		2008	
	Persons handed over (from SR)	Persons taken over (into SR)	Persons handed over (from SR)	Persons taken over (into SR)
Ukraine	1 183	4	691	7
Austria	0	470	0	31
Hungary	36	7	1	2
Czech Republic	13	77	0	2
Poland	4	17	3	0
Total	1 236	575	695	42

Overview of the persons taken over to the territory of the Slovak Republic pursuant to Readmission Agreements related to illegal migration in 2008

Nationality	Total	thereof:							
		Internal border					External border		
		Total	by the state border of SR with:				Total	thereof:	
			AUT	HUN	CZE	POL		Land	Air
Moldova	27	27	26	1	0	0	0	0	0
Russian Federation	3	0	0	0	0	0	3	3	0
Serbia	2	2	1	0	1	0	0	0	0
Slovakia	2	0	0	0	0	0	2	2	0
Ukraine	2	1	1	0	0	0	1	1	0
Afghanistan	1	1	1	0	0	0	0	0	0
Armenia	1	0	0	0	0	0	1	1	0
Montenegro	1	1	1	0	0	0	0	0	0
Nigeria	1	1	1	0	0	0	0	0	0
Turkey	1	1	0	0	1	0	0	0	0
Stateless persons	1	1	0	1	0	0	0	0	0
Total	42	35	31	2	2	0	7	7	0

AUT - Austria
HUN - Hungary
CZE - Czech Republic
POL - Poland

Overview of the persons handed over from the territory of the Slovak Republic pursuant to the Readmission Agreement between the Government of the Slovak Republic and the Government of the Ukraine in 2007 and 2008 - TOP 10

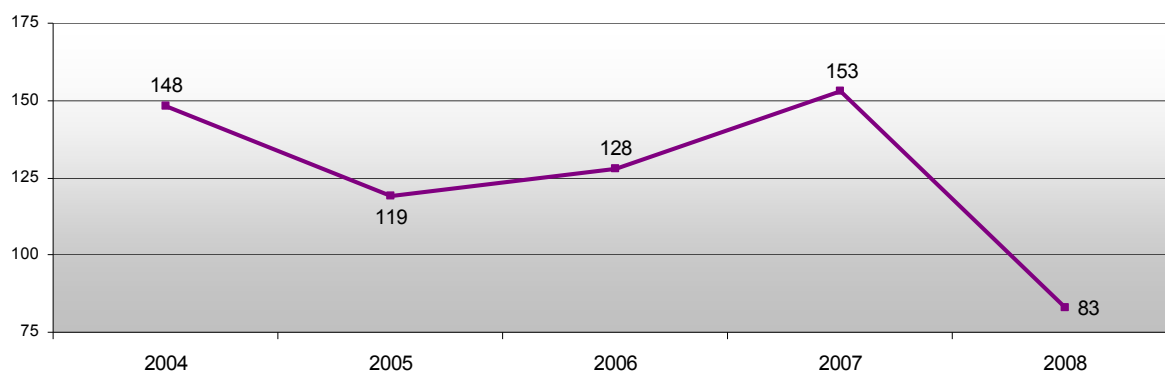
Nationality	2007
Moldavia	410
Pakistan	228
India	143
Georgia	128
Bangladesh	59
Russian Federation	57
China	38
Iraq	29
Afghanistan	28
Ukraine	16
Other	47
Total	1 183

Nationality	2008
Moldavia	243
Georgia	136
Pakistan	79
Afghanistan	66
Bangladesh	36
Russian Federation	35
India	34
China	28
Ukraine	12
Armenia	7
Other	15
Total	691

4.5.2 Voluntary Returns

Overview of voluntary returns per years

2004	2005	2006	2007	2008
148	119	128	153	83



Overview of voluntary returns by country of return and projects in 2008

Country of Return	Total	thereof:	
		Project „A“	Project „B“
Moldavia	32	30	2
Iraq	17	0	17
Serbia	8	2	6
India	6	4	2
Russian Federation	4	0	4
Afghanistan	3	0	3
Armenia	3	0	3
Mongolia	3	0	3
Albania	1	1	0
China	1	1	0
Georgia	1	1	0
Yemen	1	0	1
Senegal	1	1	0
Ukraine	1	0	1
Viet Nam	1	1	0
Total	83	41	42

Project „A“ – Strengthening the mechanisms and harmonisation of the standards in the field of voluntary returns of illegal migrants in Member States of the Central Europe (co-financed from Return Fund – Preparatory Actions 2006)

Project „B“ – Creation of the comprehensive system for providing information on assisted voluntary return programme and its realisation with regard to migrant needs in programme period ERF 2007 (co-financed by European Fund for Refugees and from State budget of the Slovak Republic)

Note:

Voluntary returns – include alien returns from Police Detention Centres for Aliens and from asylum institutions of the Migration Office of MoI SR.

4.5.3 Dublin Transfers

Overview of executed transfers pursuant to the Council Regulation 2003/343/EC (Dublin Regulation) by countries in 2008

Country	Total	thereof:	
		Persons handed over (from SR)	Persons taken over (to SR)
Austria	124	13	111
Poland	66	66	0
Germany	58	4	54
Sweden	18	0	18
United Kingdom	18	0	18
Netherlands	12	0	12
France	8	0	8
Hungary	7	6	1
Czech Republic	6	3	3
Belgium	3	0	3
Denmark	2	0	2
Finland	1	1	0
Greece	1	1	0
Luxembourg	1	0	1
Slovenia	1	0	1
Italy	1	0	1
Total	327	94	233

Note:

A transfer executed pursuant to the Dublin Regulation - if the Slovak Republic readmits (returns) a third country national to another Member State competent to decide in asylum procedure, or the Slovak Republic accepts a third country national from another Member State, because it is competent to decide in asylum procedure.

Overview of executed transfers pursuant to the Council Regulation 2003/343/EC (Dublin Regulation) by nationality in 2008

Nationality	Total	thereof:	
		Persons readmitted from SR	Persons accepted into SR
Russian Federation	129	68	61
India	35	1	34
Iraq	30	1	29
Georgia	26	2	24
Viet Nam	14	2	12
Moldavia	13	0	13
Afghanistan	11	1	10
Pakistan	9	3	6
Armenia	8	0	8
Syrian Arab Republic	7	0	7
Ukraine	7	1	6
China	5	0	5
Nigeria	3	3	0
Serbia	3	0	3
Tajikistan	3	1	2
Bangladesh	2	0	2
Egypt	2	0	2
Kazakhstan	2	2	0
Cuba	2	0	2
Macedonia	2	1	1
Morocco	2	2	0
Mongolia	2	2	0
Stateless persons	2	1	1
Azerbaijan	1	0	1
Belarus	1	0	1
Iran	1	0	1
Nepal	1	0	1
Sierra Leone	1	1	0
Sudan	1	1	0
Tunisia	1	1	0
Turkey	1	0	1
Total	327	94	233

Overview of the persons taken over to the territory of the Slovak Republic from respective countries by nationality pursuant to the Council Regulation 2003/343/EC (Dublin Regulation) in 2008

Nationality	Total	by countries:												
		AT	DE	SE	GB	NL	FR	BE	CZ	DK	LU	HU	SI	IT
Russian Federation	61	44	9	0	0	2	2	1	1	0	0	1	1	0
India	34	12	7	0	12	3	0	0	0	0	0	0	0	0
Iraq	29	2	8	16	1	2	0	0	0	0	0	0	0	0
Georgia	24	15	4	0	1	1	2	1	0	0	0	0	0	0
Moldavia	13	12	0	0	0	0	0	0	0	0	0	0	0	1
Viet Nam	12	1	6	0	1	3	1	0	0	0	0	0	0	0
Afghanistan	10	2	3	0	2	1	0	1	0	1	0	0	0	0
Armenia	8	8	0	0	0	0	0	0	0	0	0	0	0	0
Syrian Arab Republic	7	2	3	1	0	0	0	0	0	1	0	0	0	0
Pakistan	6	2	2	0	0	0	2	0	0	0	0	0	0	0
Ukraine	6	2	4	0	0	0	0	0	0	0	0	0	0	0
China	5	1	1	0	1	0	0	0	2	0	0	0	0	0
Serbia	3	0	3	0	0	0	0	0	0	0	0	0	0	0
Bangladesh	2	1	1	0	0	0	0	0	0	0	0	0	0	0
Egypt	2	1	1	0	0	0	0	0	0	0	0	0	0	0
Cuba	2	2	0	0	0	0	0	0	0	0	0	0	0	0
Tajikistan	2	2	0	0	0	0	0	0	0	0	0	0	0	0
Azerbaijan	1	0	0	0	0	0	1	0	0	0	0	0	0	0
Belarus	1	0	0	0	0	0	0	0	0	0	1	0	0	0
Iran	1	0	1	0	0	0	0	0	0	0	0	0	0	0
Macedonia	1	0	1	0	0	0	0	0	0	0	0	0	0	0
Nepal	1	0	0	1	0	0	0	0	0	0	0	0	0	0
Turkey	1	1	0	0	0	0	0	0	0	0	0	0	0	0
Stateless persons	1	1	0	0	0	0	0	0	0	0	0	0	0	0
Total	233	111	54	18	18	12	8	3	3	2	1	1	1	1

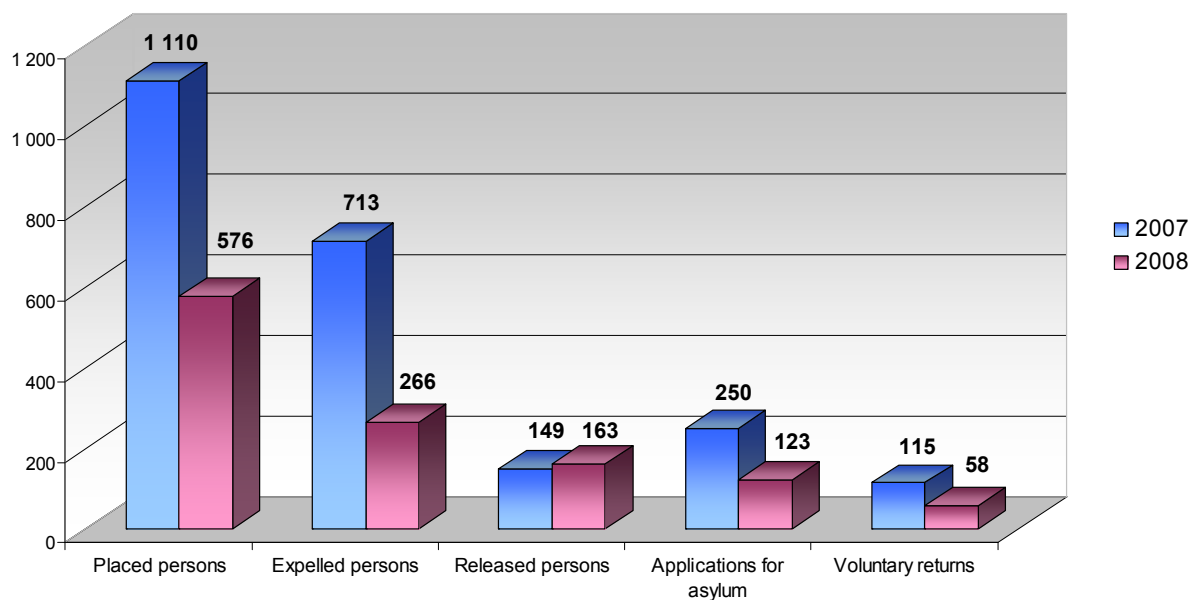
AT- Austria
DE- Germany
SE – Sweden
GB –United Kingdom
NL - Netherlands
FR – France
BE - Belgium
CZ – Czech Republic
DK – Denmark
LU –Luxembourg
HU –Hungary
SI – Slovenia
IT –Italy

4.5.4 Activities of Police Detention Centres for Aliens

Activities of Police Detention Centres for Aliens in 2007 and 2008

	2007			2008		
	Total	thereof:		Total	thereof:	
		PDCA Medved'ov	PDCA Sečovce		PDCA Medved'ov	PDCA Sečovce
Placed	1 110	754	356	576	345	231
Expelled	713	582	131	266	217	49
Released	149	141	8	163	64	99
Application for asylum	250	107	143	123	41	82
Voluntary returns	115	80	35	58	34	24

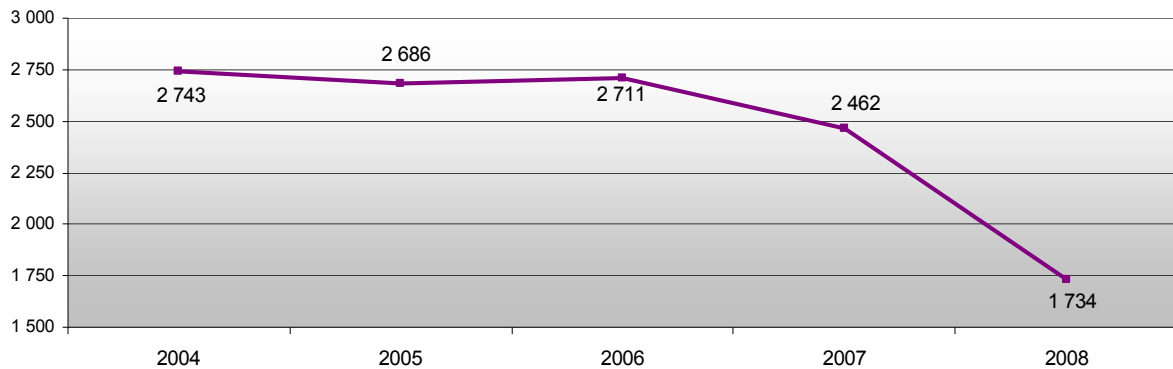
Activities of Police Detention Centres for Aliens in 2007 and 2008



4.5.5 Undesirable Persons Records (Expulsions)

Overview of undesirable persons on the territory of the Slovak Republic who were issued decision on administrative or judicial expulsion per years

2004	2005	2006	2007	2008
2 743	2 686	2 711	2 462	1 734



Overview of undesirable persons by nationality in 2007 and 2008 - TOP 10

Nationality	2007		
	Total	thereof:	
		AE	JE
Ukraine	1 754	1511	243
Moldavia	413	331	82
Russian Federation	39	39	0
India	34	8	26
China	26	23	3
Serbia and Montenegro	22	18	4
Georgia	21	21	0
Korea	18	16	2
Pakistan	18	4	14
Viet Nam	17	17	0
Other	100	87	13
Total	2 462	2 075	387

Nationality	2008		
	Total	thereof:	
		AE	JE
Ukraine	679	594	85
Moldavia	311	264	47
Georgia	124	122	2
Pakistan	90	87	3
Afghanistan	77	77	0
India	74	70	4
Russian Federation	59	55	4
China	56	54	2
Korea	53	53	0
Viet Nam	36	33	3
Other	175	160	15
Total	1 734	1 569	165

AE – administrative expulsion
JE – judicial expulsion

Overview of the persons entered into the Undesirable Persons Records in the Slovak Republic by reasons in 2007 and 2008

Reason	2007	2008
Entering and staying on the territory of the Slovak Republic without authorisation	1 490	1 364
Judicial expulsion	387	165
Otherwise grossly or repeatedly breaching generally binding legal regulations	332	64
Staying on the territory of the Slovak Republic based on an international treaty or a decision of the Government of the Slovak Republic and acting contrary to such international treaty or decision of the Government of the Slovak Republic	56	25
At the control under the Act 48/2002 as amended submitting a forged or modified document	154	33
Sentencing by a final decision for a deliberate crime and a punishment of expulsion was not imposed	21	29
Endangering security of the State, the public policy, health or the rights and freedoms of others and, on the determined territories, also the nature	3	5
Refusing to prove identity in credible manner	2	2
Frustrating enforcement of a decision of a State authority	0	2
Breaching regulations on narcotics and psychotropic substances	0	1
Purpose for which a temporary stay permit was granted to an alien cease to exist and alien failed to notify a police unit of this fact	6	17
In a procedure of granting a residence permit, he/she wilfully states false or incomplete data	1	10
Performing an activity other than the one for which a temporary residence permit was granted	10	17
Total	2 462	1 734

4.6 Refusal of Entry to Third Country Nationals

Refusal of entry to third country nationals at the external border by type of border and by nationality in 2008

Nationality	External border		
	Total	thereof:	
		Land border	Air border
Ukraine	1 506	1 505	1
Russian Federation	37	33	4
Moldova	30	30	0
India	12	0	12
Iran	4	0	4
Ecuador	3	0	3
Belarus	3	3	0
Cuba	2	2	0
South Africa	2	0	2
Armenia	1	1	0
Gambia	1	0	1
Israel	1	1	0
Republic of Korea	1	0	1
Libya	1	1	0
Nigeria	1	0	1
Saudi Arabia	1	0	1
Senegal	1	1	0
Turkey	1	1	0
Uganda	1	1	0
Mauritius	1	0	1
Azerbaijan	1	0	1
Total	1 611	1 579	32

Refusal of entry to third country nationals at the external border by nationality in 2008



Refusal of entry to third country nationals at the external land border by nationality in 2007 and 2008 - TOP 10

Nationality	2007
Ukraine	1 148
Moldova	128
Russian Federation	7
Georgia	4
Cuba	2
Belarus	1
Kazakhstan	1
Turkey	1
---	-
---	-
other	-
Total	1 292

Nationality	2008
Ukraine	1 505
Russian Federation	33
Moldova	30
Belarus	3
Cuba	2
Armenia	1
Israel	1
Líbya	1
Senegal	1
Turkey	1
Other	1
Total	1 579

Refusal of entry to third country nationals at the external air border by nationality in 2007 and 2008 - TOP 10

Nationality	2007
India	54
Syrian Arab Republic	18
China	14
Iraq	6
Dominikánska republika	5
Egypt	5
Viet Nam	5
Iran	4
Kamerun	3
Russian Federation	3
other	23
Total	140

Nationality	2008
India	12
Russian Federation	4
Iran	4
Ecuador	3
South Africa	2
Ukraine	1
Gambia	1
Republic of Korea	1
Nigeria	1
Saudi Arabia	1
Other	2
Total	32

Refusal of entry to third country nationals at the external border by the grounds of refusal in 2007 and 2008

Grounds for refusal	2007			2008		
	Total	thereof:		Total	thereof:	
		Land border	Air border		Land border	Air border
A	13	11	2	5	5	0
B	3	1	2	6	1	5
C	489	445	44	988	974	14
D	22	10	12	13	11	2
E	463	400	63	308	305	3
F	25	25	0	3	3	0
G	296	290	6	22	22	0
H1	58	49	9	254	248	6
H2	35	34	1	12	10	2
I	28	27	1	0	0	0
Total	1 432	1 292	140	1 611	1 579	32

The grounds for refusal pursuant to the Regulation of the European Parliament and the Council (ES) No 562/2006 establishing the Schengen Borders Code:

- A - has no valid travel document
- B - has a false/counterfeit/forged travel document
- C - has no valid visa or residence permit
- D - has a false/counterfeit/forged visa or residence permit
- E - has no appropriate documentation justifying the purpose and conditions of stay
- F - has already stayed for three months during a six-month period in the territory of Member States of the EU
- G - does not have sufficient means of subsistence for the period and form of stay, or the means to return to the country of origin or transit
- H1- is the person, who was accorded the caution for the purposes of entry refusal in SIS
- H2 - is the person, who was accorded the caution for the purposes of entry refusal in the national records
- I - is considered to be a threat to public order, internal security, public health or international relations of Member States of EU.

Refusal of entry to third country nationals at the external border by nationality and the grounds for refusal of entry in 2008

Nationality	Grounds for refusal										
	Total	thereof:									
	A	B	C	D	E	F	G	H1	H2	I	
Ukraine	1 506	5	1	922	8	298	3	22	238	10	0
Russian Federation	37	0	0	30	0	2	0	0	3	2	0
Moldova	30	0	1	19	1	3	0	0	6	0	0
India	12	0	3	0	2	3	0	0	4	0	0
Iran	4	0	0	4	0	0	0	0	0	0	0
Ecuador	3	0	0	3	0	0	0	0	0	0	0
Belarus	3	0	0	3	0	0	0	0	0	0	0
Cuba	2	0	0	2	0	0	0	0	0	0	0
South Africa	2	0	0	2	0	0	0	0	0	0	0
Armenia	1	0	0	0	1	0	0	0	0	0	0
Gambia	1	0	1	0	0	0	0	0	0	0	0
Israel	1	0	0	0	0	0	0	0	1	0	0
Republic of Korea	1	0	0	0	0	0	0	0	1	0	0
Libya	1	0	0	0	0	1	0	0	0	0	0
Nigeria	1	0	0	1	0	0	0	0	0	0	0
Saudi Arabia	1	0	0	1	0	0	0	0	0	0	0
Senegal	1	0	0	1	0	0	0	0	0	0	0
Turkey	1	0	0	0	1	0	0	0	0	0	0
Uganda	1	0	0	0	0	1	0	0	0	0	0
Mauritius	1	0	0	1	0	0	0	0	0	0	0
Azerbaijan	1	0	0	0	0	0	0	0	1	0	0
Total	1 611	5	6	988	13	308	3	22	254	12	0

Refusal of entry to third country nationals at the external border by type of border, nationality, and the grounds for refusal in 2008

Nationality		Grounds for refusal										
		Total	thereof:									
			A	B	C	D	E	F	G	H1	H2	I
LAND BORDER	Total	1 579	5	1	974	11	305	3	22	248	10	0
	thereof:											
	Ukraine	1 505	5	0	921	8	298	3	22	238	10	0
	Russian Feder.	33	0	0	28	0	2	0	0	3	0	0
	Moldova	30	0	1	19	1	3	0	0	6	0	0
	Belarus	3	0	0	3	0	0	0	0	0	0	0
	Cuba	2	0	0	2	0	0	0	0	0	0	0
	Armenia	1	0	0	0	1	0	0	0	0	0	0
	Israel	1	0	0	0	0	0	0	0	1	0	0
	Líbya	1	0	0	0	0	1	0	0	0	0	0
	Senegal	1	0	0	1	0	0	0	0	0	0	0
Turkey	1	0	0	0	1	0	0	0	0	0	0	
Uganda	1	0	0	0	0	1	0	0	0	0	0	
AIR BORDER	Total	32	0	5	14	2	3	0	0	6	2	0
	thereof:											
	India	12	0	3	0	2	3	0	0	4	0	0
	Russian Federation	4	0	0	2	0	0	0	0	0	2	0
	Iran	4	0	0	4	0	0	0	0	0	0	0
	Ecuador	3	0	0	3	0	0	0	0	0	0	0
	Juhoafrická rep.	2	0	0	2	0	0	0	0	0	0	0
	Ukraine	1	0	1	0	0	0	0	0	0	0	0
	Gambia	1	0	1	0	0	0	0	0	0	0	0
	Kórejská rep.	1	0	0	0	0	0	0	0	1	0	0
	Nigeria	1	0	0	1	0	0	0	0	0	0	0
	Saudi Arabia	1	0	0	1	0	0	0	0	0	0	0
Mauritius	1	0	0	1	0	0	0	0	0	0	0	
Azerbaijan	1	0	0	0	0	0	0	0	1	0	0	
Total		1 611	5	6	988	13	308	3	22	254	12	0

Refusal of entry to third country nationals at the external land border by Border Crossing Points, nationality and the grounds for refusal in 2008

Nationality		Grounds for refusal										
		Total	thereof:									
			A	B	C	D	E	F	G	H1	H2	I
Ubl'a		253	3	0	164	0	66	0	3	12	5	0
thereof:	Ukraine	252	3	0	164	0	65	0	3	12	5	0
	Russian Federation	1	0	0	0	0	1	0	0	0	0	0
Vyšné Nemecké		1 248	2	1	777	7	207	3	16	230	5	0
thereof:	Ukraine	1 183	2	0	730	6	201	3	16	220	5	0
	Russian Federation	30	0	0	26	0	1	0	0	3	0	0
	Moldova	29	0	1	19	0	3	0	0	6	0	0
	Belarus	2	0	0	2	0	0	0	0	0	0	0
	Armenia	1	0	0	0	1	0	0	0	0	0	0
	Israel	1	0	0	0	0	0	0	0	1	0	0
	Líbya	1	0	0	0	0	1	0	0	0	0	0
	Uganda	1	0	0	0	0	1	0	0	0	0	0
Veľké Slemence		38	0	0	3	1	30	0	2	2	0	0
thereof:	Ukraine	38	0	0	3	1	30	0	2	2	0	0
Čierna nad Tisou		40	0	0	30	3	2	0	1	4	0	0
thereof:	Ukraine	32	0	0	24	1	2	0	1	4	0	0
	Russian Federation	2	0	0	2	0	0	0	0	0	0	0
	Cuba	2	0	0	2	0	0	0	0	0	0	0
	Moldova	1	0	0	0	1	0	0	0	0	0	0
	Belarus	1	0	0	1	0	0	0	0	0	0	0
	Senegal	1	0	0	1	0	0	0	0	0	0	0
	Turkey	1	0	0	0	1	0	0	0	0	0	0
Total		1 579	5	1	974	11	305	3	22	248	10	0

Refusal of entry to third country nationals at the external air border by Border Crossing Points, nationality and the grounds for refusal in 2008

Nationality		Grounds for refusal										
		Total	thereof:									
	A		B	C	D	E	F	G	H1	H2	I	
Airport Bratislava		32	0	5	14	2	3	0	0	6	2	0
thereof:	India	12	0	3	0	2	3	0	0	4	0	0
	Russian Federation	4	0	0	2	0	0	0	0	0	2	0
	Iran	4	0	0	4	0	0	0	0	0	0	0
	Ecuador	3	0	0	3	0	0	0	0	0	0	0
	South Africa	2	0	0	2	0	0	0	0	0	0	0
	Ukraine	1	0	1	0	0	0	0	0	0	0	0
	Gambia	1	0	1	0	0	0	0	0	0	0	0
	Republic of Korea	1	0	0	0	0	0	0	0	1	0	0
	Nigeria	1	0	0	1	0	0	0	0	0	0	0
	Saudi Arabia	1	0	0	1	0	0	0	0	0	0	0
	Mauritius	1	0	0	1	0	0	0	0	0	0	0
	Azerbaijan	1	0	0	0	0	0	0	0	1	0	0
Airport Poprad		0	0	0	0	0	0	0	0	0	0	0
Airport Košice		0	0	0	0	0	0	0	0	0	0	0
Total		32	0	5	14	2	3	0	0	6	2	0

4.7 Positive Hits on Persons

Positive hits on persons pursuant to Article 96 of the Schengen Agreement by nationality in 2008

Nationality	Total	thereof:			
		External land border	External air border	APD of PF	others
Ukraine	258	231	3	6	18
Moldova	27	18	0	0	9
Serbia	10	3	0	3	4
India	8	0	7	1	0
Nigeria	6	0	4	2	0
Turkey	5	0	1	2	2
Macedonia	4	0	0	1	3
Belarus	3	1	0	0	2
Brazil	3	3	0	0	0
China	3	0	1	2	0
Georgia	3	1	0	0	2
Marocco	3	3	0	0	0
Russian Federation	3	2	0	0	1
Tunisia	3	0	3	0	0
Viet Nam	3	0	1	1	1
Pakistan	2	0	0	1	1
Algeria	1	0	0	0	1
Albania	1	1	0	0	0
Bosnia and Herzegovina	1	0	1	0	0
Iraq	1	1	0	0	0
Republic of Korea	1	0	1	0	0
Cuba	1	0	0	0	1
Austria	1	1	0	0	0
Romania	1	0	0	0	1
Total	352	265	22	19	46

4.8 Searching for and Blocking of Persons, Vehicles and Things

Overview of the number of persons and things placed under searching and blocking in 2008

		Total	thereof:					NU
			HBAP BA	HAP NR	HAP BB	HBAP PO	HBP SO	
Persons	Total	780	97	39	34	59	551	0
	thereof:							
	PATROS	182	55	33	34	46	14	0
	IBO	11	0	0	0	1	10	0
	INO	13	0	0	0	0	13	0
	SIS	574	42	6	0	12	514	0
Vehicles	Total	83	0	3	0	0	80	0
	thereof:							
	PATRMV	8	0	3	0	0	5	0
	IBO	3	0	0	0	0	3	0
	SIS	72	0	0	0	0	72	0
Things (including documents)	Total	196	29	3	0	27	137	0
	thereof:							
	PATRDOC	45	20	3	0	17	5	0
	IBO	2	1	0	0	0	1	0
	SIS	149	8	0	0	10	131	0

PATROS - Search for persons

PATRMV - Search for vehicles

PATRDOC - Search for documents

IBO, INO – Sub-systems of the Information System Records on Undesirable Persons, Blocked Persons, Vehicles and Things at Border Crossing Points (INBO)

SIS - Schengen Information System