



Ministry of Interior of the Slovak Republic
Bureau of Border and Alien Police



Statistical overview

on legal and illegal migration
in the Slovak Republic in 2009



CONTENTS

1	LEGAL MIGRATION.....	5
1.1	LEGAL MIGRATION BY BORDER TYPE.....	5
1.2	RESIDENCE PERMITS.....	7
1.3	VISA.....	19
2	ILLEGAL MIGRATION.....	22
2.1	ILLEGAL STATE BORDER CROSSING OF SLOVAKIA.....	23
2.2	ILLEGAL STAY IN THE TERRITORY OF THE SLOVAK REPUBLIC.....	36
2.3	APPLICATIONS OF ASYLUM.....	45
2.4	COUNTERFEITING AND ALTERATION OF TRAVEL, RESIDENCE AND OTHER DOCUMENTS.....	47
2.5	REFUSAL OF ENTRY FOR THIRD COUNTRY NATIONALS.....	53
2.6	FACILITATION OF ILLEGAL MIGRATION.....	59
2.6.1	Human smuggling.....	59
2.6.2	Organised and criminal groups of smuggling.....	60
2.7	RETURN POLICY.....	61
2.7.1	Readmission related to illegal migration.....	61
2.7.2	Voluntary returns.....	63
2.7.3	Dublin Transfers.....	64
2.7.4	Activities of Police Detention Centres for Aliens.....	67
2.7.5	Undesirable Person Record (Expulsions).....	70
2.7.6	Decisions of administrative and judicial expulsions related to illegal migration.....	72
2.8	UNAUTHORIZED TRANSFER OF CIGARETTES AT THE EXTERNAL BORDER...	74
2.9	POSITIVE HITS IN POLICE RECORDS.....	76

DEFINITIONS OF APPLIED TERMS

- a) **External border** – are sections of the state border of SR, which represent the common land border with non-member state, and airports for external flights (extra-schengen), what comprises **land border** – state border of SR with Ukraine, and **air border** – airport Bratislava, airport Poprad and airport Košice.
- b) **Internal border** - are sections of the state border of SR, which represent the common land borders among the member states of Schengen area – what comprises sections of the state border of SR with Austria, Hungary, Czech Republic, Poland and airports for intra-schengen flights,
- c) **Illegal state border crossing** – a third-country national, who crossed or attempted to cross illegally the external or internal border regardless of crossing direction, and was apprehended by the authorities of the Police Forces of SR; simultaneously a person, who posses the Community right for the free movement of persons, who crossed or attempted to cross illegally the external border regardless of crossing direction, and was apprehended by the authorities of the Police Forces of SR.
- d) **Illegal stay** – an alien, who was found to be illegally present in the territory of the Slovak Republic, not in compliance with the national legislation, regardless the fact he entered the territory of the Slovak Republic legally or illegally.
- e) **Third country national** – is every person who is not a national of the European Union, including stateless persons.
- f) **Illegal migrant** – is any person who was apprehended for an illegal state border crossing or an illegal stay in the territory of SR.
- g) **Readmission related to illegal migration** – means handing and taking over of the persons according to readmission agreements, if the illegal state border crossing or illegal stay (after having entered illegally) by such persons had happened before.
Handed over person from the territory of SR – a person apprehended by the authorities of Police Forces of SR for illegal state border crossing or illegal stay (after having entered illegally), who was consequently handed over to the territory of the Member State which illegal crossing had been realized from (in the case of air transportation it does not have to be authority of the neighbouring state, but any other state).
Taken over person to the territory of SR – a person apprehended by the authority of the neighbouring state (in the case of air transportation it does not have to be the authority of the neighbouring state, but any other state), who was consequently handed over to the territory of SR because of previous illegal entry to mentioned state from the territory of SR.
- h) **Asylum application** – is a declaration of alien about asylum application at the territory of SR after illegal state border crossing or illegal stay, including such repeatedly and subsequent asylum applications. There are not included for example aliens who apply for asylum and were transferred to Slovakia according to Dublin regulation or aliens stayed at Slovak territory legally.

LIST OF USED ABBREVIATIONS

AU PF– Asylum Unit of the Police Forces

AE – Administrative Expulsions

APD – Alien Police Department of Bureau of Border and Alien Police

APU PF– Alien Police Unit of the Police Forces

ASMC – Analysis and Strategic Management Centre of the Bureau of Border and Alien Police

BBAP – Bureau of Border and Alien Police of the Ministry of Interior

BCP - Border Crossing Point

BCU PF– Border Control Unit of the Police Forces

DAP – Directorate of Alien Police

DBAP – Directorate of Border and Alien Police

DBP – Directorate of Border Police

DI – Department of Imprisonment

EEA – European Economic Area

EU – European Union

IBO, INO – Evidence of Information system, Evidence of undesirable persons, blocked persons, vehicles and things at the Border Crossing Points

IOM – International Organization of Migration

JE – Judicial Expulsions

MFA – Ministry of Foreign Affairs of the SR

MOI – Ministry of Interior of the SR

MU PF – Mobile Unit of the Police Forces

NUCIM – National Unit Combating Illegal Migration

PATRDOC – Search for documents

PATRMV – Search for vehicles

PATROS – Search for persons

PDCA – Police Detention Centres for Aliens

PF – Police Forces

SR – Slovak Republic

CVAD – Central Visa Authority Department

VIS –Visa Information System

SIS – Schengen Information System

1 LEGAL MIGRATION

1.1 LEGAL MIGRATION BY BORDER TYPE

Overview of persons and vehicles having crossed the external borders legally at border crossing points by the direction of crossing in 2008 and 2009

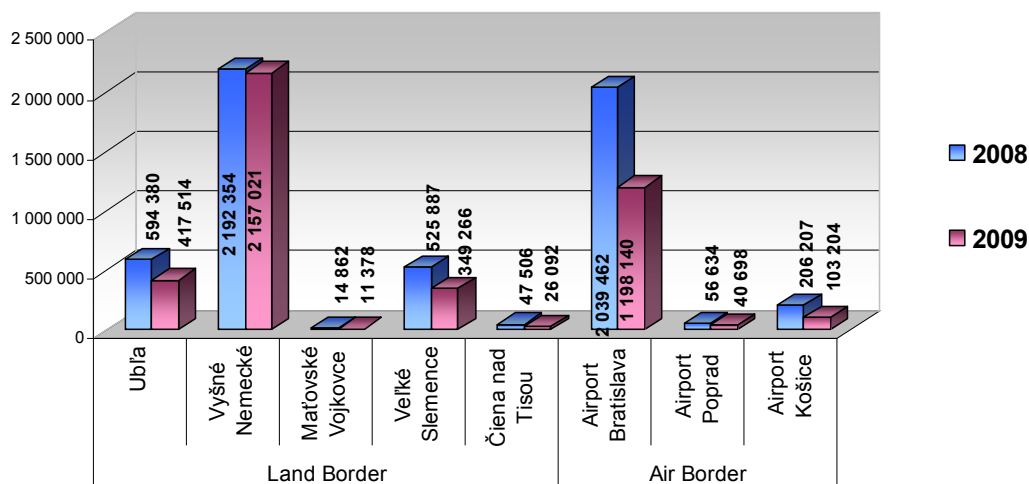
		2008		2009		
		from SR	to SR	from SR	to SR	
LAND BORDER	Number of persons by the direction of crossing in total		1 653 618	1 721 371	1 434 043	1 527 228
	Thereof:	Nationals of EEA	1 248 174	1 282 412	1 063 457	1 122 825
		Third country nationals	405 444	438 959	370 586	404 403
	Number of persons in total		3 374 989		2 961 271	
	Number of vehicles by the direction of crossing in total		706 418	721 390	441 870	487 636
	Thereof:	Passenger cars	627 581	646 941	385 427	422 713
		Buses	8 350	8 656	7 239	7 245
		Lorries	62 685	57 675	42 878	51 234
		Passenger trains	1 472	1 471	1 460	1 460
		Freight trains	6 330	6 647	4 866	4 984
Number of vehicles in total		1 427 808		929 506		
AIR BORDER	Number of persons by the direction of crossing in total		1 157 945	1 144 358	669 456	672 679
	Thereof:	Nationals of EEA	1 121 729	1 108 134	646 986	648 624
		Third country nationals	36 216	36 224	22 470	24 055
	Number of persons in total		2 302 303		1 342 135	
	Number of airplanes by the direction of crossing in total		16 132	16 342	7 848	7 881
Number of airplanes in total		32 474		15 729		
Total number of persons		5 677 292		4 303 406		
Total number of vehicles		1 460 282		945 235		

Overview of persons and vehicles having crossed the external border legally by the individual border crossing points in 2008 and 2009

BCPs		2008		2009	
		Persons	Vehicles	Persons	Vehicles
LAND BORDER	Ubl'a	594 380	269 605	417 514	226 272
	Vyšné Nemecké	2 192 354	1 142 283	2 157 021	690 464
	Maťovské Vojkovce	14 862	6 820	11 378	6 041
	Veľké Slemence	525 887	---	349 266	---
	Čierna nad Tisou	47 506	9 100	26 092	6 729
AIR BORDER	Airport Bratislava	2 039 462	28 432	1 198 140	14 086
	Airport Poprad	56 634	986	40 698	502
	Airport Košice	206 207	3 056	103 204	1 127
	Little airports*	---	---	93	14
Total		5 677 292	1 460 282	4 303 406	945 235

* Little airports – BBAP did not record statistical data at the little airports in 2008 (Airports in Piešťany, Sliac, Nitra, Žilina a Prievidza)

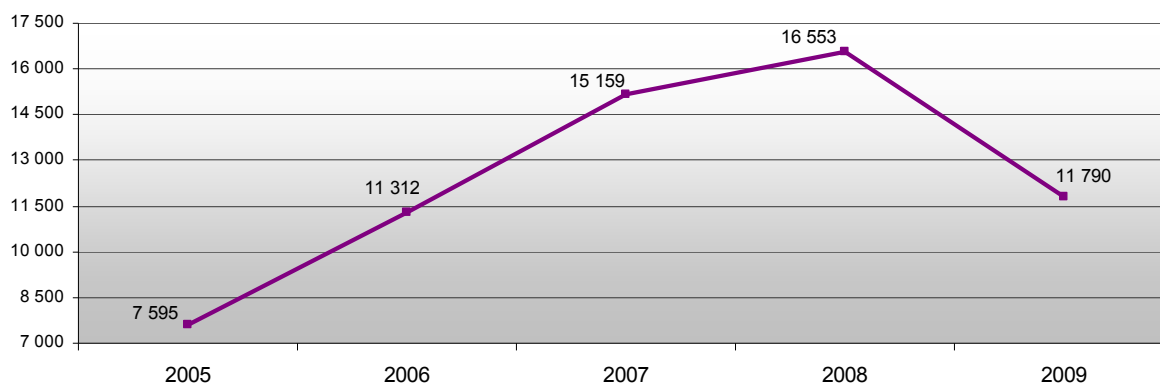
Overview of persons and vehicles having crossed the external border legally by the individual border crossing points in 2008 and 2009



1.2 RESIDENCE PERMITS

Overview of residence permits granted in Slovakia per years

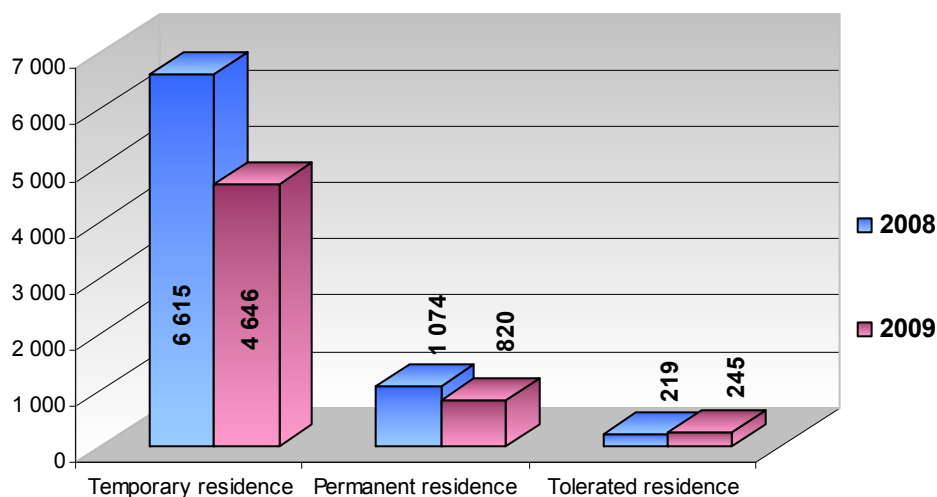
2005	2006	2007	2008	2009
7 595	11 312	15 159	16 553	11 790



Types of residence permits granted in 2008 and 2009

Types of residence		2008	2009
Temporary residence		6 615	4 646
Thereof:	Third country nationals	6 615	4 646
Permanent residence		9 689	6 871
Thereof:	Third country nationals	1 074	820
	Nationals of the European Economic Area	8 615	6 051
Tolerated residence		249	273
Thereof:	Third country nationals	219	245
	Nationals of the European Economic Area	30	28
Total		16 553	11 790
Thereof:	Third country nationals	7 908	5 711
	Nationals of the European Economic Area	8 645	6 079

Types of residence permits granted in 2008 and 2009



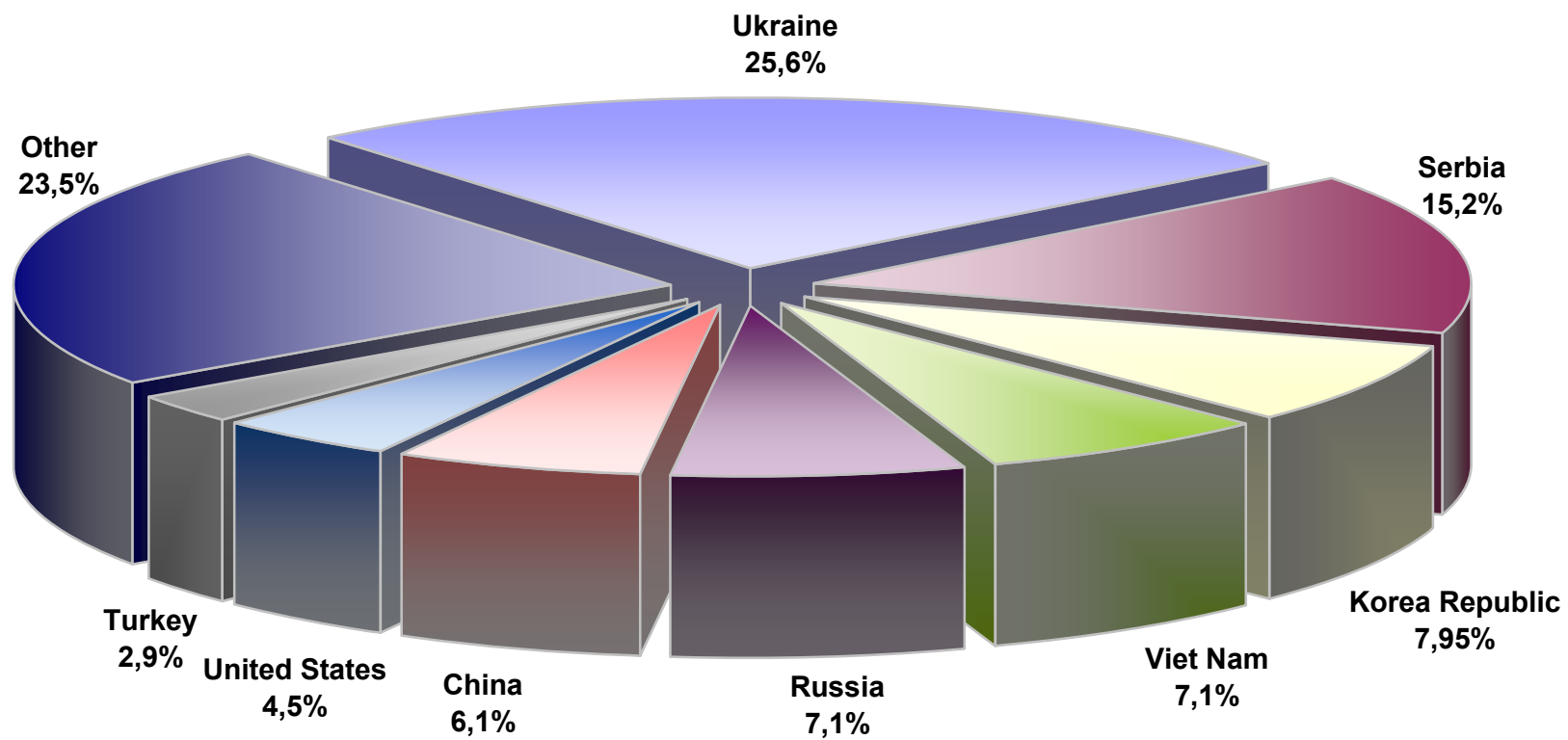
Types of residence permits granted to third country nationals by regions in 2008 and 2009

Regions		2008	2009
Bratislava Region		2 843	2 430
Thereof:	Temporary residence	2 421	2 090
	Permanent residence	371	276
	Tolerated residence	51	64
Trnava Region		998	588
Thereof:	Temporary residence	872	467
	Permanent residence	72	65
	Tolerated residence	54	56
Trenčín Region		489	321
Thereof:	Temporary residence	406	246
	Permanent residence	78	64
	Tolerated residence	5	11
Nitra Region		822	476
Thereof:	Temporary residence	692	379
	Permanent residence	115	82
	Tolerated residence	15	15
Žilina Region		624	396
Thereof:	Temporary residence	488	317
	Permanent residence	132	70
	Tolerated residence	4	9
Banská Bystrica Region		502	387
Thereof:	Temporary residence	403	283
	Permanent residence	92	76
	Tolerated residence	7	28
Prešov Region		650	467
Thereof:	Temporary residence	561	377
	Permanent residence	76	82
	Tolerated residence	13	8
Košice Region		980	646
Thereof:	Temporary residence	772	487
	Permanent residence	138	105
	Tolerated residence	70	54
Total		7 908	5 711
Thereof:	Temporary residence	6 615	4 646
	Permanent residence	1 074	82
	Tolerated residence	219	245

Residence permits granted to third country nationals in 2009 - TOP 40

Nationality	2009			
	Total	Thereof:		
		Temporary residence	Permanent residence	Tolerated Residence
Ukraine	1 461	1 273	154	34
Serbia	869	836	25	8
Korea Republic	454	367	86	1
Viet Nam	408	293	69	46
Russia	407	316	77	14
China	347	302	37	8
United States	255	204	45	6
Turkey	167	148	18	1
Macedonia	76	44	28	4
Japan	72	61	9	2
Libyan Arab Jamahiriya	69	50	1	18
Iran	68	57	6	5
India	61	40	8	13
Croatia	59	41	16	2
Afghanistan	57	55	2	0
Thailand	56	51	4	1
Israel	38	33	4	1
Brazil	37	29	8	0
Canada	37	31	5	1
Belarus	35	29	6	0
Pakistan	34	7	4	23
Armenia	30	17	12	1
Egypt	28	7	20	1
Indonesia	26	25	1	0
Australia	25	14	10	1
Bosnia and Herzegovina	25	18	4	3
Albania	24	2	18	4
Georgia	23	20	1	2
Iraq	22	19	3	0
Mexico	22	17	5	0
Lebanon	20	11	7	2
Cuba	19	10	7	2
Moldova	17	7	4	6
Mongolia	16	8	3	5
Nigeria	16	2	14	0
Saudi Arabia	16	15	0	1
Stateless	15	6	3	6
Algeria	15	11	4	0
Palestinian Territory Occupied	15	11	4	0
Other	270	159	88	23
Total	5 711	4 646	820	245

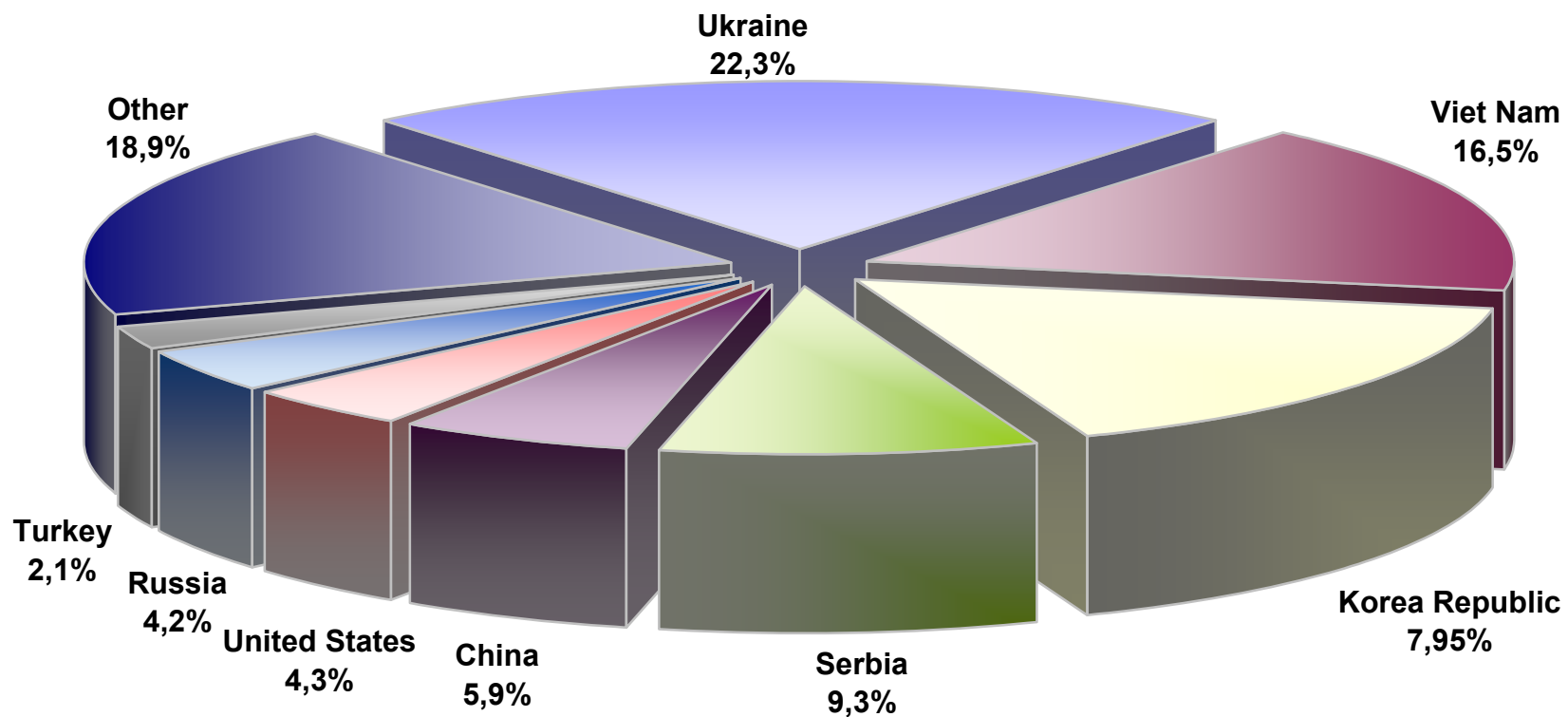
Residence permits granted to third country nationals in 2009



Residence permits granted to third country nationals in 2008 - TOP 40

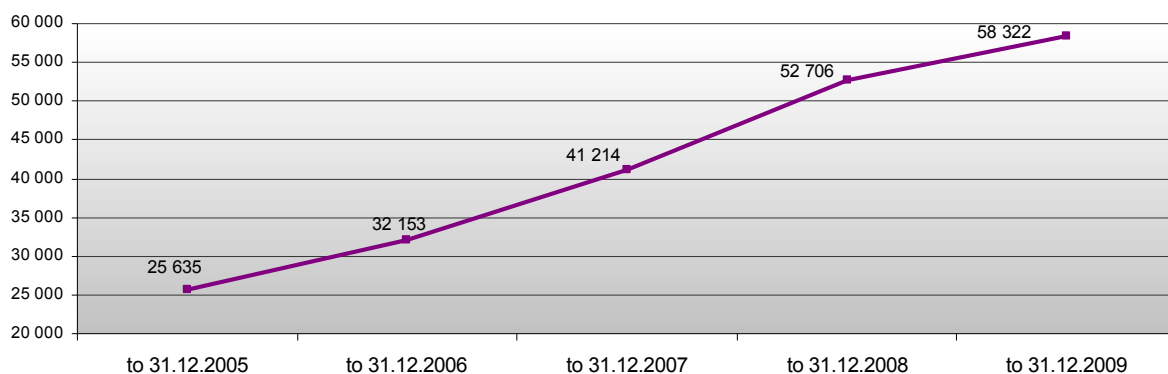
Nationality	2008			
	Total	Thereof:		
		Temporary residence	Permanent residence	Tolerated residence
Ukraine	1 761	1 553	173	35
Viet Nam	1 307	1 216	74	17
Serbia	1 304	1 244	45	15
Korea	739	527	212	0
China	465	403	55	7
United States	338	287	48	3
Russia	335	245	70	20
Turkey	163	133	27	3
Macedonia	100	54	40	6
Japan	85	63	22	0
India	84	65	7	12
Libyan Arab Jamahiriya	71	47	0	24
Croatia	68	49	15	4
Moldova	59	40	4	15
Saudi Arabia	57	57	0	0
Brazil	55	50	5	0
Belarus	50	32	15	3
Indonesia	49	46	3	0
Thailand	46	39	7	0
Israel	45	36	8	1
Iraq	42	36	4	2
Canada	37	31	6	0
Egypt	36	11	25	0
Nigeria	30	5	23	2
Australia	29	26	3	0
Afghanistan	28	24	3	1
Bosnia and Herzegovina	25	14	10	1
Syrian Arab Republic	25	16	5	4
Lebanon	24	20	3	1
Mexico	22	15	6	1
Georgia	19	13	1	5
Pakistan	19	5	10	4
Malaysia	18	16	2	0
Tunisia	18	3	14	1
Iran	17	11	6	0
South Africa	17	8	9	0
Uzbekistan	16	11	3	2
Kyrgyzstan	15	12	3	0
Philippines	15	13	2	0
Cuba	14	2	11	1
Other	261	137	95	29
Total	7 908	6 615	1 074	219

Residence permits granted to third country nationals in 2008



Overview of valid residence permits at the end of the reference years (31 December)

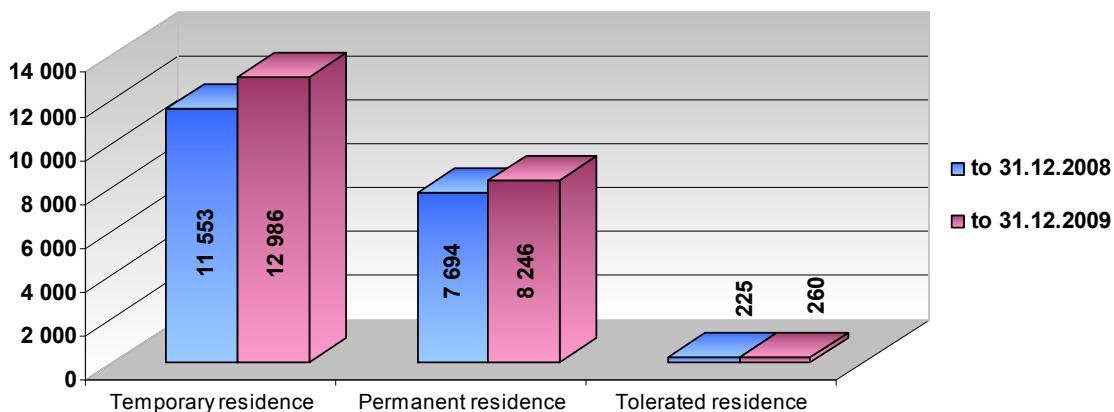
2005	2006	2007	2008	2009
25 635	32 153	41 214	52 706	58 322



Types of valid residence permits at the end of reference years 2008 and 2009

Types of residence		valid to 31.12. 2008	valid to 31.12. 2009
Temporary residence		11 832	13 217
Thereof:	Third country nationals	11 553	12 986
	Nationals of the European Economic Area	279	231
Permanent residence		40 594	44 782
Thereof:	Third country nationals	7 694	8 246
	Nationals of the European Economic Area	32 900	36 536
Tolerated residence		280	323
Thereof:	Third country nationals	225	260
	Nationals of the European Economic Area	55	63
Total		52 706	58 322
Thereof:	Third country nationals	19 472	21 492
	Nationals of the European Economic Area	33 234	36 830

Types of valid residence permits at the end of reference years 2008 and 2009



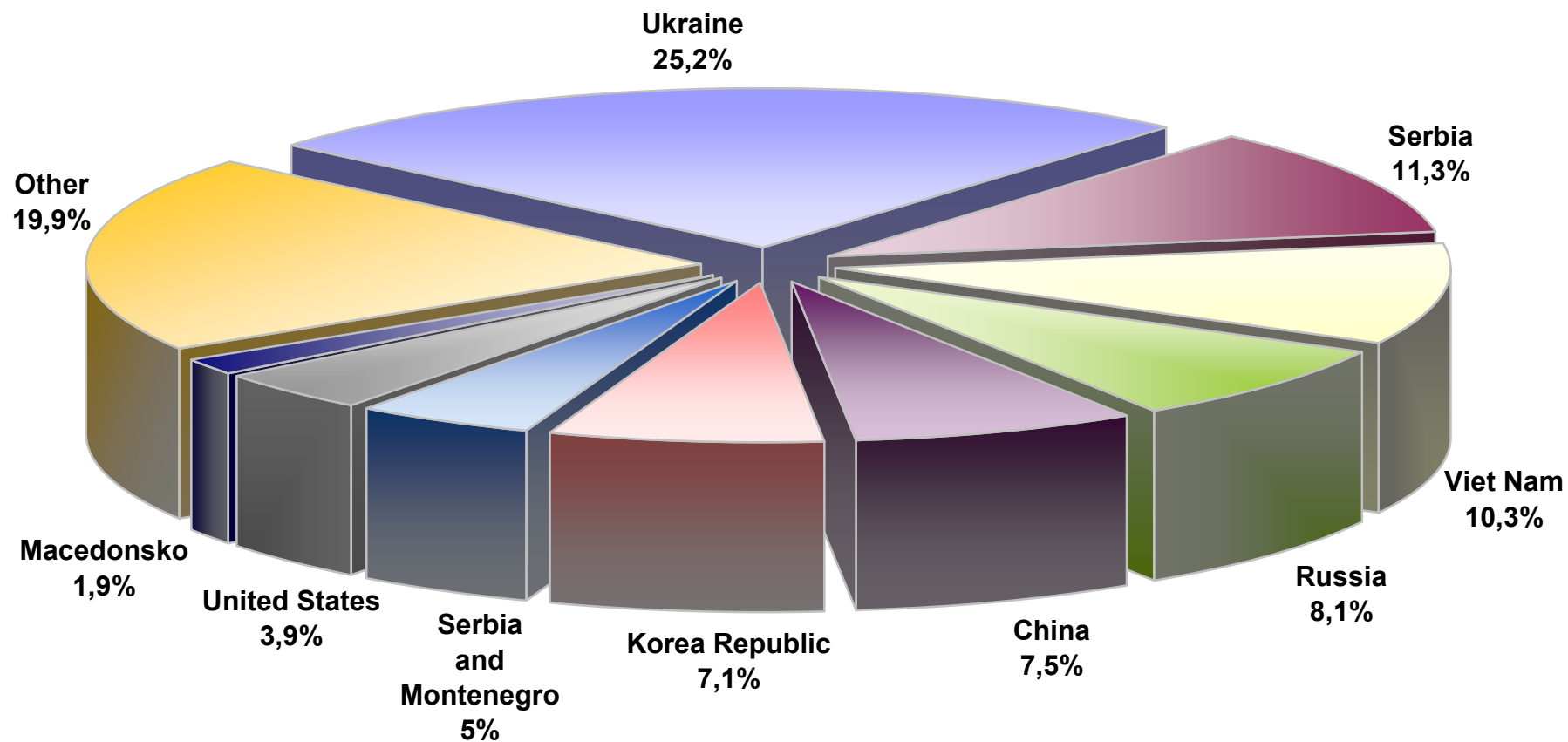
Types of valid residence permits at the end of reference years 2008 and 2009 held by third country nationals by regions

Regions		valid to 31.12. 2008	valid to 31.12. 2009
Bratislava Region		7 128	8 258
Thereof:	Temporary residence	4 752	5 672
	Permanent residence	2 265	2 473
	Tolerated residence	111	113
Trnava Region		1 800	2 063
Thereof:	Temporary residence	1 248	1 418
	Permanent residence	502	573
	Tolerated residence	50	72
Trenčín Region		1 170	1 262
Thereof:	Temporary residence	636	708
	Permanent residence	525	543
	Tolerated residence	9	11
Nitra Region		1 808	1 822
Thereof:	Temporary residence	1 076	1 018
	Permanent residence	720	791
	Tolerated residence	12	13
Žilina Region		1 413	1 394
Thereof:	Temporary residence	653	670
	Permanent residence	757	714
	Tolerated residence	3	10
Banská Bystrica Region		1 183	1 308
Thereof:	Temporary residence	601	682
	Permanent residence	568	607
	Tolerated residence	14	19
Prešov Region		1 945	2 170
Thereof:	Temporary residence	1 033	1 211
	Permanent residence	910	958
	Tolerated residence	2	1
Košice Region		3 025	3 215
Thereof:	Temporary residence	1 554	1 607
	Permanent residence	1 447	1 587
	Tolerated residence	24	21
Total		19 472	21 492
Thereof:	Temporary residence	11 553	12 986
	Permanent residence	7 694	8 246
	Tolerated residence	225	260

**Valid residence permits at the end of reference year 2009 held by third country nationals
- TOP 40**

Nationality	valid to 31.12. 2009			
	Total	Thereof:		
		Temporary residence	Permanent residence	Tolerated residence
Ukraine	5 413	3 132	2 235	46
Serbia	2 434	2 207	219	8
Viet Nam	2 204	1 317	857	30
Russia	1 738	691	1 033	14
China	1 609	1 080	518	11
Korea Republic	1 525	897	628	0
Serbia and Montenegro	1 045	896	146	3
United States	843	479	364	0
Macedonia	400	144	244	12
Croatia	366	101	259	6
Turkey	292	177	111	4
Japan	224	119	104	1
Belarus	172	82	88	2
Israel	169	118	50	1
India	155	93	48	14
Thailand	130	105	24	1
Libyan Arab Jamahiriya	122	101	15	6
Bosnia and Herzegovina	112	39	71	2
Afghanistan	110	81	27	2
Brazil	104	65	39	0
Egypt	104	11	90	3
Iran	103	62	38	3
Canada	100	56	42	2
Saudi Arabia	98	93	5	0
Moldova	92	41	31	20
Nigeria	78	8	70	0
Lebanon	77	45	30	2
Indonesia	74	68	6	0
Iraq	71	52	16	3
Syrian Arab Republic	71	31	39	1
Stateless	69	10	51	8
Armenia	66	18	47	1
Tunisia	65	6	58	1
Cuba	62	21	39	2
Australia	57	30	27	0
Albania	55	4	48	3
Pakistan	53	8	29	16
South Africa	53	19	34	0
Georgia	52	34	14	4
Others	925	445	452	28
Total	21 492	12 986	8 246	260

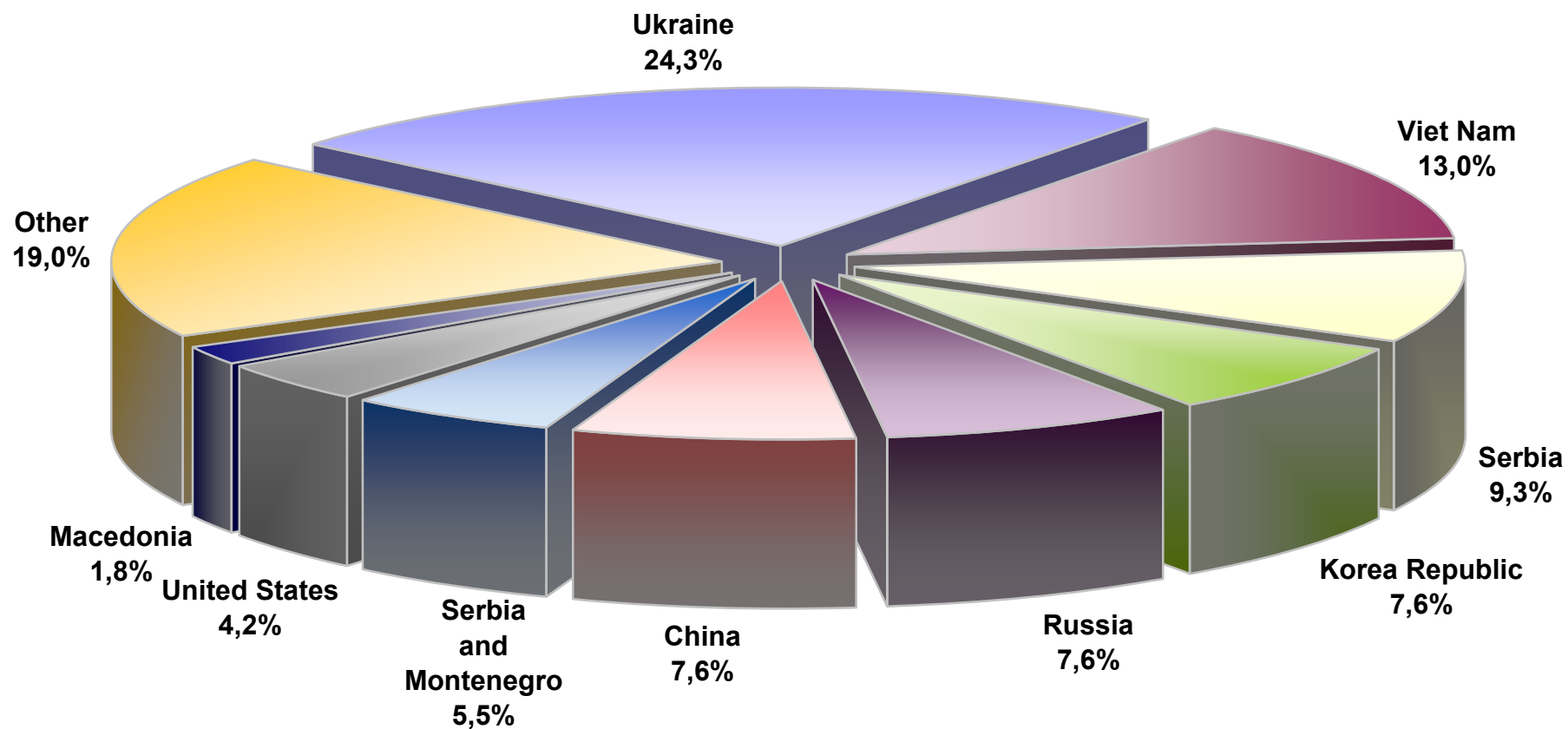
Valid residence permits at the end of reference year 2009 held by third country nationals



**Valid residence permits at the end of reference year 2008 held by third country nationals
- TOP 40**

Nationality	valid to 31.12. 2008			
	Total	Thereof:		
		Temporary residence	Permanent residence	Tolerated residence
Ukraine	4 726	2 567	2 118	41
Viet Nam	2 534	1 725	789	20
Serbia	1 812	1 591	208	13
Korea	1 485	776	709	0
Russia	1 485	505	961	19
China	1 478	992	479	7
Serbia and Montenegro	1 074	927	147	0
United States	825	500	325	0
Macedonia	360	130	217	13
Croatia	340	86	248	6
Turkey	239	140	96	3
Japan	203	107	96	0
Israel	163	117	45	1
Belarus	150	64	84	2
India	136	88	39	9
Moldova	117	68	27	22
Bosnia a Herzegovina	105	35	69	1
Brazil	97	66	31	0
Saudi Arabia	94	89	5	0
Egypt	87	14	71	2
Thailand	86	68	18	0
Canada	85	44	39	2
Libyan Arab Jamahiriya	84	65	12	7
Syrian Arab republic	70	35	35	0
Stateless	69	6	51	12
Iraq	68	59	7	2
Nigeria	65	11	54	0
Indonesia	64	59	5	0
Lebanon	64	41	23	0
Afghanistan	60	29	28	3
Tunisia	59	6	52	1
Armenia	58	15	37	6
Australia	55	38	17	0
Algeria	49	22	27	0
Iran	48	11	37	0
Cuba	45	13	31	1
South Africa	44	17	27	0
Pakistan	42	9	28	5
Philippines	38	26	12	0
Palestinian Territory Occupied	38	26	12	0
Other	771	366	378	27
Total	19 472	11 553	7 694	225

Valid residence permits at the end of reference year 2008 held by third country nationals



1.3 VISA

Consultations to visa applications sent from the Ministry of Foreign Affairs of the Slovak Republic in 2008 and 2009

Month	2008				2009			
	Total	Thereof the opinion of CVAD:			Total	Thereof the opinion of CVAD:		
		approving	disapproving	binding		approving	disapproving	binding
January	5 920	5 877	43	0	4 282	4 273	9	0
February	6 001	5 973	28	0	4 212	4 203	9	0
March	5 165	5 150	15	0	5 080	5 075	5	0
April	6 794	6 777	17	0	6 071	6 060	11	0
May	6 163	6 149	14	0	5 778	5 765	13	0
June	11 259	11 237	22	0	9 492	9 471	20	1
July	10 095	10 070	25	0	8 423	8 405	18	0
August	5 956	5 934	22	0	5 427	5 415	12	0
September	5 633	5 619	14	0	5 766	5 762	4	0
October	7 344	7 319	25	0	5 341	5 330	11	0
November	7 358	7 339	19	0	5 427	5 415	12	0
December	14 174	14 142	32	0	11 346	11 324	21	1
Total	91 862	91 586	276	0	76 645	76 498	145	2

Consultations to visa applications sent from the Consular authorities of Member States of the European Union in 2008 a 2009

Month	2008			2009		
	Total	Thereof the opinion of CVAD:		Total	Thereof the opinion of CVAD:	
		approving	disapproving		approving	disapproving
January	26 473	26 464	9	32 661	32 648	13
February	32 282	32 274	8	35 454	35 447	7
March	33 868	33 858	10	38 471	38 459	12
April	40 527	40 517	10	42 032	42 020	12
May	43 732	43 721	11	50 474	50 469	5
June	49 874	49 862	12	58 707	58 695	12
July	50 278	50 267	11	53 480	53 467	13
August	38 927	38 912	15	45 184	45 174	10
September	38 088	38 080	8	44 571	44 552	19
October	36 043	36 028	15	40 720	40 704	16
November	32 728	32 709	19	37 060	37 046	14
December	27 913	27 905	8	32 639	32 629	10
Total	450 733	450 597	136	511 453	511 310	143

Data provided by APD

Disapproving opinion of Department of Central Visa Authority to the application for granting visa on the basis of positive hits according to Article 96 of Schengen Agreement by nationality in 2009

Nationality	Total	Thereof:	
		MFA	VIS
Albania	2	2	0
Bangladesh	2	1	1
Egypt	12	2	10
Philippines	1	1	0
Georgia	2	2	0
Indonesia	2	2	0
Iran	11	2	9
Iraq	1	0	1
Libyan Arab Jamahiriya	6	1	5
Moldova	12	11	1
Nigeria	50	10	40
Pakistan	22	4	18
Saudi Arabia	1	1	0
Somalia	1	1	0
Serbia	13	11	2
Serbia – Kosovo	1	1	0
Turkey	3	3	0
Ukraine	26	26	0
Uzbekistan	1	1	0
Total	169	82	87

Number of invitations verified by Alien Police Units of the Police Force in 2008 and 2009

Invitations	2008	2009
Official	2 045	2 056
Private	617	629
By a person other than a relative	1 520	1 815
The number of verifications made total	4 182	4 500
Thereof:		
Total number of verified invitations	3 912	3 985
Total number of unverified invitations	270	389
Total number of undecided invitations to 1.1.2010	-	126

Data provided by APD

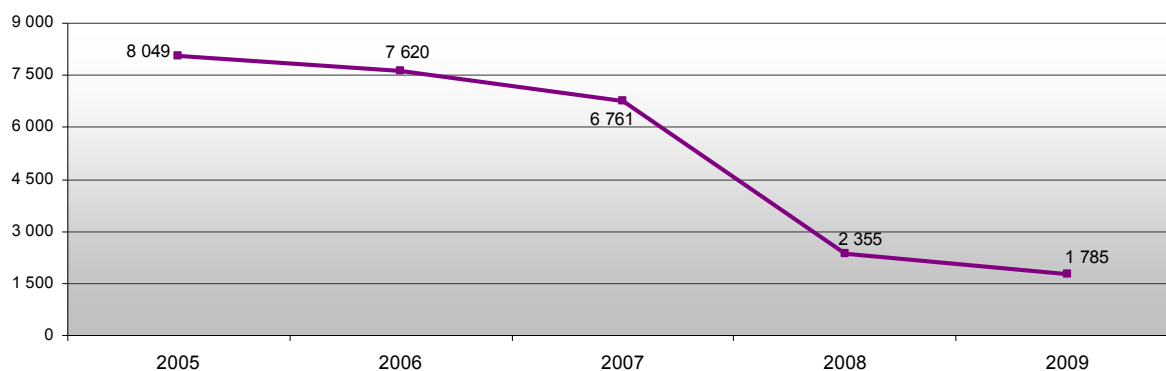
Disapproving opinion of the Central Visa Authority Department to the invitations according to Article 96 of Schengen Agreement by nationality and invitations in 2009

Nationality	Total	Thereof disapproving opinion CVAD:		
		Private invitations	Official invitations	Invitations of others as family member
Bangladesh	1	0	1	0
Bosnia and Herzegovina	1	1	0	0
China	2	0	2	0
Mongolia	2	1	0	1
Moldova	3	0	0	3
Serbia	1	1	0	0
Serbia - Kosovo	1	0	0	1
Tunisia	1	1	0	0
Turkey	2	0	0	2
Viet Nam	1	1	0	0
Total	15	5	3	7

2 ILLEGAL MIGRATION

Overview of detected illegal migrants per years

2005	2006	2007	2008	2009
8 049	7 620	6 761	2 355	1 785



Overview of illegal migration in the territory of SR in 2008 and 2009

	2008			2009		
	Total	Thereof:		Total	Thereof:	
		from SR	to SR		from SR	to SR
Illegal state border crossing at the external borders	994	7	987	594	24	570
Thereof:						
Land border	978	0	978	578	15	563
Air border	16	7	9	16	9	7
Illegal state border crossing at the internal borders	40	5	35	17	15	2
Thereof:						
State border with Austria	5	5	0	15	15	0
State border with Hungary	0	0	0	2	0	2
State border with Czech Republic	2	0	2	0	0	0
State border with Poland	33	0	33	0	0	0
Total illegal state border crossing	1 034	12	1 022	611	39	572
Illegal stay	1 321	---	---	1 174	---	---
Total illegal migration		2 355		1 785		

Note:

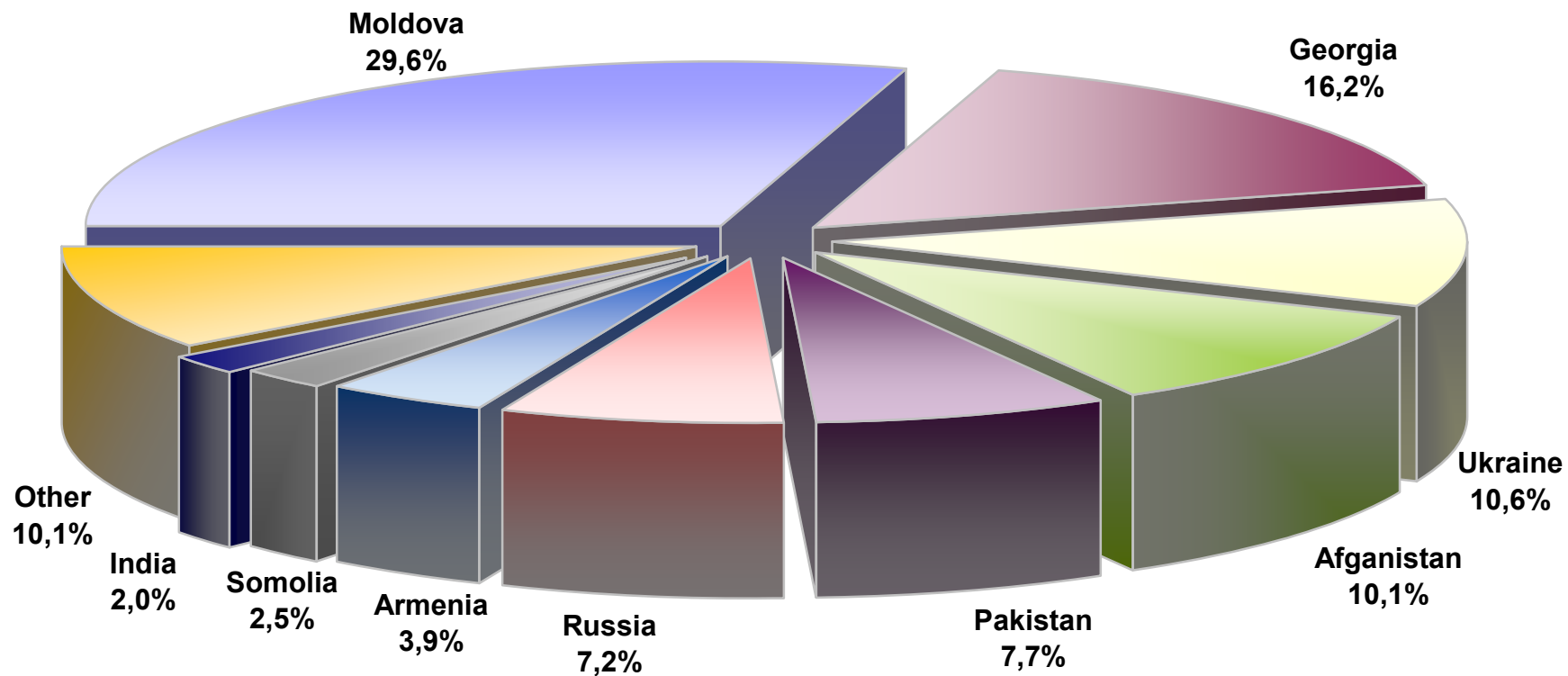
Third country nationals detected by an authority of other state and handed over to the territory of SR by readmission agreement are not included into this overview. These persons are included only into the category of "readmission" like persons taken over to SR. This was done so to comply with a definition of the category "illegal state border crossing" that covers exclusively persons detected by authorities of the Police Force of the SR.

2.1 ILLEGAL STATE BORDER CROSSING OF SLOVAKIA

Overview of illegal state border crossing by nationality and border type in 2009

Nationality	Total	Thereof:			
		External border			Internal border
		Total	Thereof:		
			Land border	Air border	
Moldova	181	181	181	0	0
Georgia	99	99	99	0	0
Ukraine	65	65	61	4	0
Afghanistan	62	62	62	0	0
Pakistan	47	37	37	0	10
Russia	44	44	44	0	0
Armenia	24	24	24	0	0
Somalia	15	15	15	0	0
India	12	8	6	2	4
Sri Lanka	11	11	9	2	0
Bangladesh	7	6	6	0	1
Iran	6	6	6	0	0
Syrian Arab Republic	5	5	5	0	0
Turkey	4	4	4	0	0
Palestine	4	4	4	0	0
Iraq	3	3	3	0	0
Mongolia	3	3	3	0	0
Nigeria	3	3	1	2	0
Albania	2	0	0	0	2
Azerbaijan	2	2	2	0	0
Belarus	2	2	1	1	0
China	1	1	0	1	0
Turkmenistan	1	1	1	0	0
Algeria	1	1	1	0	0
Uganda	1	1	0	1	0
Jamaica	1	1	0	1	0
Rwanda	1	1	0	1	0
Eritrea	1	1	1	0	0
United States	1	1	1	0	0
Poland	1	1	0	1	0
Slovakia	1	1	1	0	0
Total	611	594	578	16	17

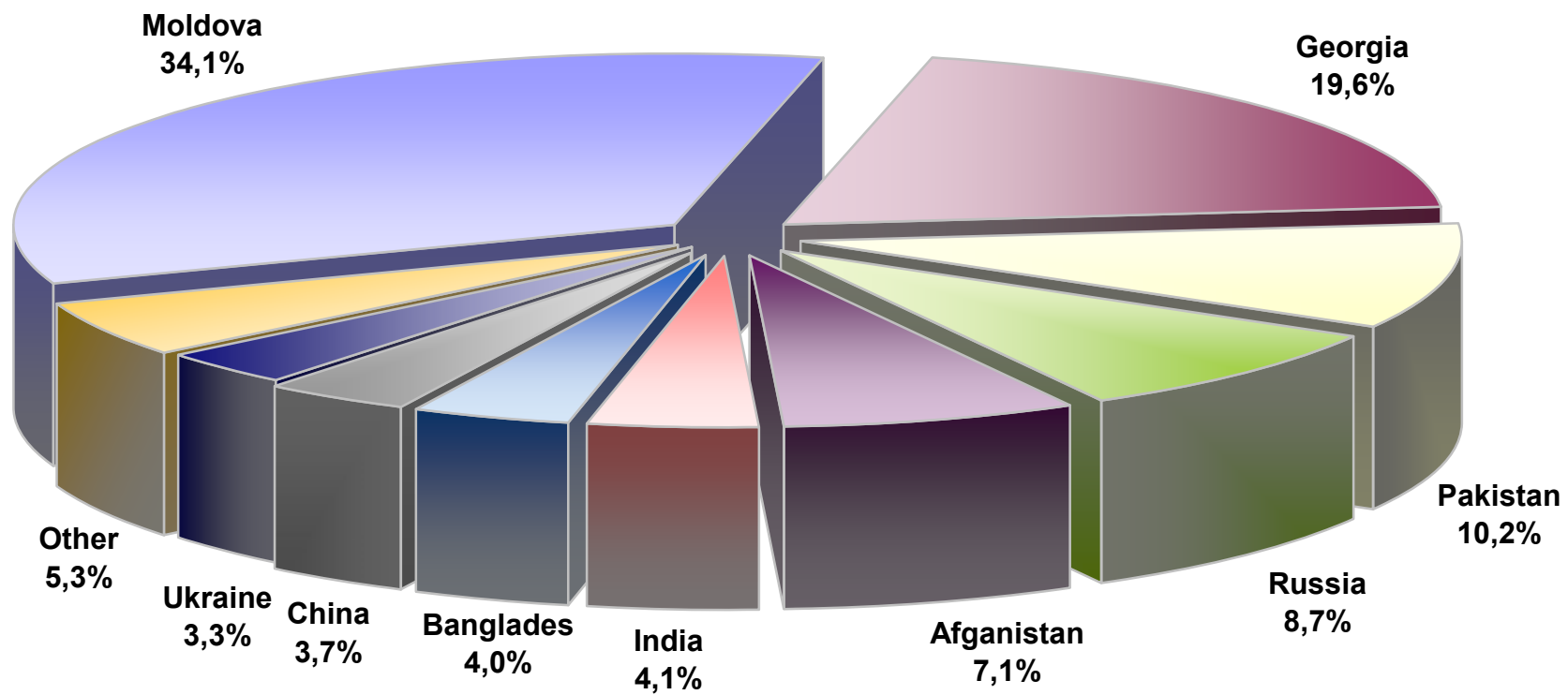
Overview of illegal state border crossing by nationality and border type in 2009



Overview of illegal state border crossing by nationality and border type in 2008

Nationality	Total	Thereof:			
		External border			Internal border
		Total	Thereof:		
			Land border	Air border	
Moldova	353	350	350	0	3
Georgia	203	203	203	0	0
Pakistan	105	102	102	0	3
Russia	90	60	60	0	30
Afghanistan	73	71	71	0	2
India	42	42	39	3	0
Bangladesh	41	41	41	0	0
China	38	38	38	0	0
Ukraine	34	34	32	2	0
Armenia	17	17	17	0	0
Zimbabwe	5	5	5	0	0
Uzbekistan	4	4	4	0	0
Somalia	3	3	3	0	0
Albania	3	3	1	2	0
Sri Lanka	3	3	0	3	0
Iran	2	2	0	2	0
Iraq	2	2	2	0	0
Kyrgyzstan	2	2	2	0	0
Mongolia	2	0	0	0	2
Turkey	2	2	1	1	0
Azerbaijan	2	2	2	0	0
Cuba	1	1	1	0	0
Lebanon	1	1	1	0	0
Poland	1	1	1	0	0
Palestine	1	1	1	0	0
Sudan	1	1	0	1	0
Tunisia	1	1	1	0	0
Viet Nam	1	1	0	1	0
Nigeria	1	1	0	1	0
Total	1 034	994	978	16	40

Overview of illegal state border crossing by nationality and border type in 2008



External border: Overview of illegal state border crossing by months of years

	Total	I.	II.	III.	IV.	V.	VI.	VII.	VIII.	IX.	X.	XI.	XII.
2008	994	44	68	94	66	118	74	107	110	78	137	67	31
2009	594	21	33	63	64	49	69	45	45	75	57	41	32

External land border: Illegal state border crossing by nationality, place and direction of crossing in 2009

Nationality	Total	At BCPs			Between BCPs		
		Total	Thereof:		Total	Thereof:	
			from SR	to SR		from SR	to SR
Moldova	181	5	0	5	176	0	176
Georgia	99	5	0	5	94	0	94
Afghanistan	62	0	0	0	62	0	62
Ukraine	61	19	13	6	42	0	42
Russia	44	1	1	0	43	0	43
Pakistan	37	0	0	0	37	0	37
Armenia	24	0	0	0	24	0	24
Somalia	15	1	0	1	14	0	14
Sri Lanka	9	0	0	0	9	0	9
India	6	0	0	0	6	0	6
Bangladesh	6	0	0	0	6	0	6
Iran	6	1	0	1	5	0	5
Syrian Arab Republic	5	0	0	0	5	0	5
Turkey	4	0	0	0	4	0	4
Palestinian Territory Occupied	4	0	0	0	4	0	4
Iraq	3	0	0	0	3	0	3
Mongolia	3	0	0	0	3	0	3
Azerbaijan	2	0	0	0	2	0	2
Nigeria	1	0	0	0	1	0	1
Belarus	1	0	0	0	1	0	1
Turkmenistan	1	0	0	0	1	0	1
Algeria	1	0	0	0	1	1	0
Eritrea	1	0	0	0	1	0	1
United States	1	1	0	1	0	0	0
Slovakia	1	0	0	0	1	0	1
Total	578	33	14	19	545	1	544

External land border: Illegal state border crossing by nationality, place and direction of crossing in 2008

Nationality	Total	At BCPs			Between BCPs		
		Total	Thereof:		Total	Thereof:	
			from SR	to SR		from SR	to SR
Moldova	350	8	0	8	342	0	342
Georgia	203	0	0	0	203	0	203
Pakistan	102	0	0	0	102	0	102
Afghanistan	71	0	0	0	71	0	71
Russia	60	0	0	0	60	0	60
Bangladesh	41	0	0	0	41	0	41
India	39	0	0	0	39	0	39
China	38	0	0	0	38	0	38
Ukraine	32	13	0	13	19	0	19
Armenia	17	1	0	1	16	0	16
Zimbabwe	5	0	0	0	5	0	5
Uzbekistan	4	0	0	0	4	0	4
Somalia	3	0	0	0	3	0	3
Azerbaijan	2	0	0	0	2	0	2
Iraq	2	0	0	0	2	0	2
Kyrgyzstan	2	0	0	0	2	0	2
Albania	1	1	0	1	0	0	0
Turkey	1	1	0	1	0	0	0
Poland	1	1	0	1	0	0	0
Cuba	1	1	0	1	0	0	0
Lebanon	1	0	0	0	1	0	1
Palestine	1	0	0	0	1	0	1
Tunisia	1	0	0	0	1	0	1
Total	978	26	0	26	952	0	952

External air border: Illegal state border crossing by nationality in 2008 and 2009

Nationality	2008
India	3
Sri Lanka	3
Ukraine	2
Albania	2
Iran	2
Turkey	1
Sudan	1
Viet Nam	1
Nigeria	1
---	-
Total	16

Nationality	2009
Ukraine	4
Sri Lanka	2
India	2
Nigeria	2
Belarus	1
China	1
Uganda	1
Jamaica	1
Rwanda	1
Poland	1
Total	16

External border: Illegal state border crossing by nationality, sex and age in 2009

Nationality	Total	Thereof:					
		Male			Female		
		Total	Thereof:		Total	Thereof:	
		0 - 18	19 and more		0 - 18	19 and more	
Moldova	181	139	25	114	42	2	40
Georgia	99	97	4	93	2	1	1
Ukraine	65	53	4	49	12	1	11
Afghanistan	62	57	11	46	5	2	3
Russia	44	37	2	35	7	3	4
Pakistan	37	37	1	36	0	0	0
Armenia	24	17	6	11	7	2	5
Somalia	15	15	5	10	0	0	0
Sri Lanka	11	11	1	10	0	0	0
India	8	8	1	7	0	0	0
Bangladesh	6	6	2	4	0	0	0
Iran	6	6	0	6	0	0	0
Syrian Arab Republic	5	5	1	4	0	0	0
Turkey	4	4	2	2	0	0	0
Palestinian Territory Occupied	4	4	0	4	0	0	0
Iraq	3	3	0	3	0	0	0
Mongolia	3	1	0	1	2	1	1
Nigeria	3	3	0	3	0	0	0
Azerbaijan	2	2	0	2	0	0	0
Belarus	2	2	0	2	0	0	0
China	1	1	0	1	0	0	0
Turkmenistan	1	1	0	1	0	0	0
Algeria	1	1	0	1	0	0	0
Uganda	1	1	0	1	0	0	0
Jamaica	1	0	0	0	1	0	1
Rwanda	1	1	0	1	0	0	0
Eritrea	1	1	0	1	0	0	0
United States	1	1	0	1	0	0	0
Poland	1	1	0	1	0	0	0
Slovakia	1	1	0	1	0	0	0
Total	594	516	65	451	78	12	66

External land border: Illegal state border crossing by nationality, sex and age in 2009

Nationality	Total	Thereof:					
		Male			Female		
		Total	Thereof:		Total	Thereof:	
			0 - 18	19 and more		0 - 18	19 and more
Moldova	181	139	25	114	42	2	40
Georgia	99	97	4	93	2	1	1
Afghanistan	62	57	11	46	5	2	3
Ukraine	61	51	4	47	10	1	9
Russia	44	37	2	35	7	3	4
Pakistan	37	37	1	36	0	0	0
Armenia	24	17	6	11	7	2	5
Somalia	15	15	5	10	0	0	0
Sri Lanka	9	9	1	8	0	0	0
India	6	6	1	5	0	0	0
Bangladesh	6	6	2	4	0	0	0
Iran	6	6	0	6	0	0	0
Syrian Arab Republic	5	5	1	4	0	0	0
Turkey	4	4	2	2	0	0	0
Palestinian Territory Occupied	4	4	0	4	0	0	0
Iraq	3	3	0	3	0	0	0
Mongolia	3	1	0	1	2	1	1
Azerbaijan	2	2	0	2	0	0	0
Nigeria	1	1	0	1	0	0	0
Belarus	1	1	0	1	0	0	0
Turkmenistan	1	1	0	1	0	0	0
Algeria	1	1	0	1	0	0	0
Eritrea	1	1	0	1	0	0	0
United States	1	1	0	1	0	0	0
Slovakia	1	1	0	1	0	0	0
Total	578	503	65	438	75	12	63

External air border: Illegal state border crossing by nationality, sex and age in 2009

Nationality	Total	Thereof:					
		Male			Female		
		Total	Thereof:		Total	Thereof:	
			0 - 18	19 and more		0 - 18	19 and more
Ukraine	4	2	0	2	2	0	2
Sri Lanka	2	2	0	2	0	0	0
India	2	2	0	2	0	0	0
Nigeria	2	2	0	2	0	0	0
Belarus	1	1	0	1	0	0	0
China	1	1	0	1	0	0	0
Uganda	1	1	0	1	0	0	0
Jamaica	1	0	0	0	1	0	1
Rwanda	1	1	0	1	0	0	0
Poland	1	1	0	1	0	0	0
Total	16	13	0	13	3	0	3

Internal border: Illegal state border crossing by nationality and border sections in 2009

Nationality	Total	Thereof state border of SR with:			
		Austria	Hungary	Czech Republic	Poland
Pakistan	10	10	0	0	0
India	4	4	0	0	0
Albania	2	0	2	0	0
Bangladesh	1	1	0	0	0
Total	17	15	2	0	0

Internal border: Illegal state border crossing by nationality in 2008

Nationality	Total	Thereof state border of SR with:			
		Austria	Hungary	Czech Republic	Poland
Russia	30	0	0	0	30
Moldova	3	0	0	0	3
Pakistan	3	3	0	0	0
Afghanistan	2	2	0	0	0
Mongolia	2	0	0	2	0
Total	40	5	0	2	33

Internal border: Illegal state border crossing by nationality, sex and age in 2009

Nationality	Total	Thereof:					
		Men			Women		
		Total	Thereof:		Total	Thereof:	
			0 - 18	19 and more		0 - 18	19 and more
Pakistan	10	10	2	8	0	0	0
India	4	4	0	4	0	0	0
Albania	2	2	0	2	0	0	0
Bangladesh	1	1	0	1	0	0	0
Total	17	17	2	15	0	0	0

Detailed overview of illegal state border crossing in 2009

Nationality	Total	Thereof:		External border									Internal border											
		from SR	to SR	Total	Thereof:		Thereof:			Total	from SR	to SR	Total	Thereof:		Thereof state border with:						Poland		
					from SR	to SR	Land border		Air border					Austria		Czech republic	Hungary							
		Total	from SR	to SR			Total	from SR	to SR	Total	from SR	to SR	Total	from SR	to SR									
Moldova	181	0	181	181	0	181	181	0	181	0	0	0	0	0	0	0	0	0	0	0	0	0	0	0
Georgia	99	0	99	99	0	99	99	0	99	0	0	0	0	0	0	0	0	0	0	0	0	0	0	0
Ukraine	65	16	49	65	16	49	61	13	48	4	3	1	0	0	0	0	0	0	0	0	0	0	0	0
Afghanistan	62	0	62	62	0	62	62	0	62	0	0	0	0	0	0	0	0	0	0	0	0	0	0	0
Pakistan	47	10	37	37	0	37	37	0	37	0	0	0	10	10	0	10	10	0	0	0	0	0	0	0
Russia	44	1	43	44	1	43	44	1	43	0	0	0	0	0	0	0	0	0	0	0	0	0	0	0
Armenia	24	0	24	24	0	24	24	0	24	0	0	0	0	0	0	0	0	0	0	0	0	0	0	0
Somalia	15	0	15	15	0	15	15	0	15	0	0	0	0	0	0	0	0	0	0	0	0	0	0	0
India	12	5	7	8	1	7	6	0	6	2	1	1	4	4	0	4	4	0	0	0	0	0	0	0
Sri Lanka	11	0	11	11	0	11	9	0	9	2	0	2	0	0	0	0	0	0	0	0	0	0	0	0
Bangladesh	7	1	6	6	0	6	6	0	6	0	0	0	1	1	0	1	1	0	0	0	0	0	0	0
Iran	6	0	6	6	0	6	6	0	6	0	0	0	0	0	0	0	0	0	0	0	0	0	0	0
Syrian Arab Republic	5	0	5	5	0	5	5	0	5	0	0	0	0	0	0	0	0	0	0	0	0	0	0	0
Turkey	4	0	4	4	0	4	4	0	4	0	0	0	0	0	0	0	0	0	0	0	0	0	0	0
Palestine	4	0	4	4	0	4	4	0	4	0	0	0	0	0	0	0	0	0	0	0	0	0	0	0
Iraq	3	0	3	3	0	3	3	0	3	0	0	0	0	0	0	0	0	0	0	0	0	0	0	0
Mongolia	3	0	3	3	0	3	3	0	3	0	0	0	0	0	0	0	0	0	0	0	0	0	0	0
Nigeria	3	2	1	3	2	1	1	0	1	2	2	0	0	0	0	0	0	0	0	0	0	0	0	0
Albania	2	0	2	0	0	0	0	0	0	0	0	0	2	0	2	0	0	0	0	2	0	2	0	0
Azerbaijan	2	0	2	2	0	2	2	0	2	0	0	0	0	0	0	0	0	0	0	0	0	0	0	0
Belarus	2	0	2	2	0	2	1	0	1	1	0	1	0	0	0	0	0	0	0	0	0	0	0	0
China	1	0	1	1	0	1	0	0	0	1	0	1	0	0	0	0	0	0	0	0	0	0	0	0
Turkmenistan	1	0	1	1	0	1	1	0	1	0	0	0	0	0	0	0	0	0	0	0	0	0	0	0
Algeria	1	1	0	1	1	0	1	1	0	0	0	0	0	0	0	0	0	0	0	0	0	0	0	0
Uganda	1	1	0	1	1	0	0	0	0	1	1	0	0	0	0	0	0	0	0	0	0	0	0	0
Jamaica	1	1	0	1	1	0	0	0	0	1	1	0	0	0	0	0	0	0	0	0	0	0	0	0
Rwanda	1	1	0	1	1	0	0	0	0	1	1	0	0	0	0	0	0	0	0	0	0	0	0	0
Eritrea	1	0	1	1	0	1	1	0	1	0	0	0	0	0	0	0	0	0	0	0	0	0	0	0
United States	1	0	1	1	0	1	1	0	1	0	0	0	0	0	0	0	0	0	0	0	0	0	0	0
Poland	1	0	1	1	0	1	0	0	0	1	0	1	0	0	0	0	0	0	0	0	0	0	0	0
Slovakia	1	0	1	1	0	1	1	0	1	0	0	0	0	0	0	0	0	0	0	0	0	0	0	0
Total	611	39	572	594	24	570	578	15	563	16	9	7	17	15	2	15	15	0	0	2	0	2	0	0

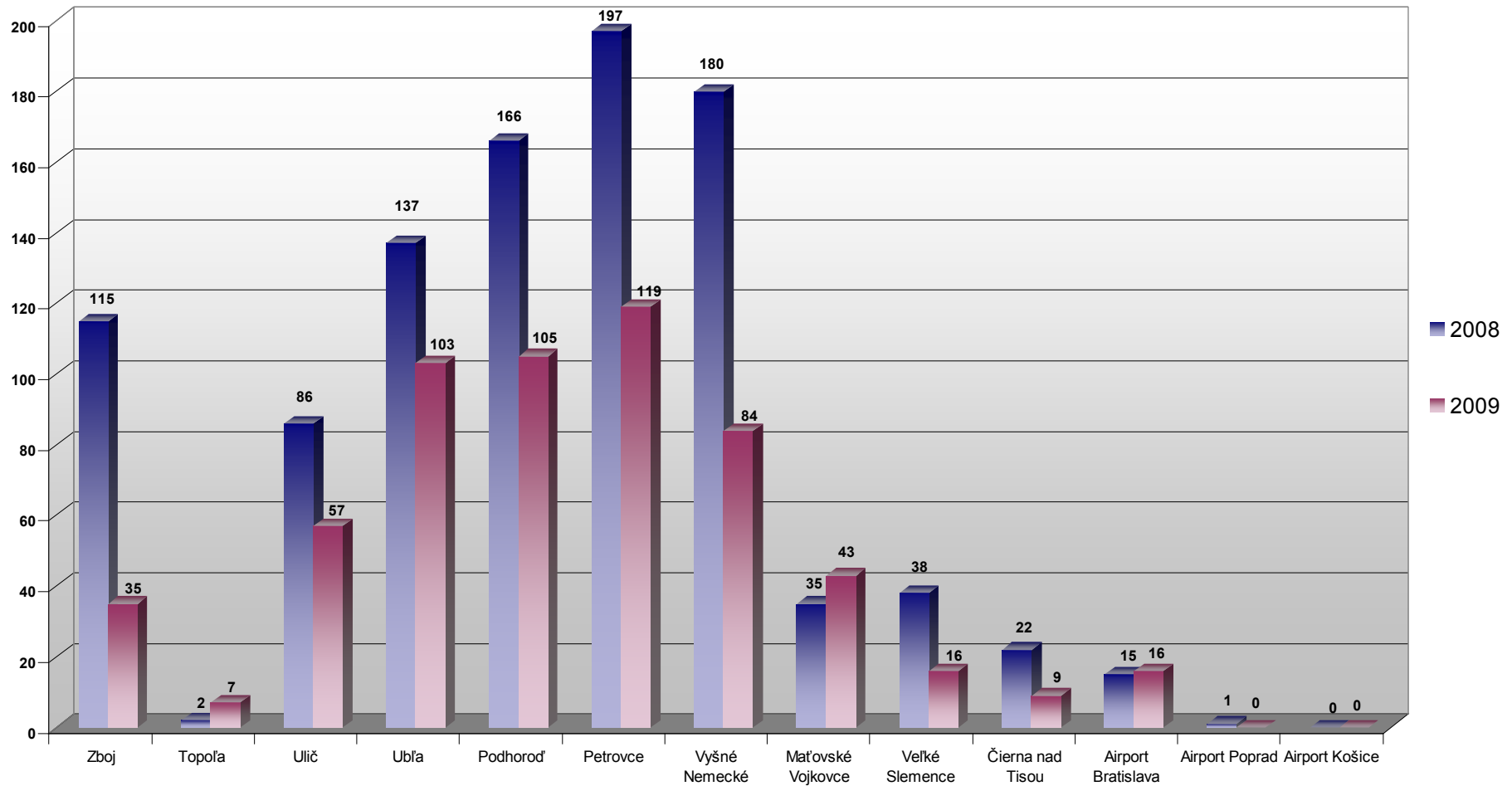
External border: Illegal state border crossing by nationality and the Border Control Units of the Police Force in 2009

Nationality	Total	BCU PF												
		Zboj	Topoľa	Ulič	Ubľa	Podhorod'	Petrovce	Vyšné Nemecké	Maťovské Vojkovce	Veľké Slemence	Čierna nad Tisou	Airport Bratislava	Airport Poprad	Aiport Košice
Moldova	181	5	7	26	27	27	57	28	2	0	2	0	0	0
Georgia	99	8	0	24	9	13	28	6	0	7	4	0	0	0
Ukraine	65	0	0	3	12	13	8	19	3	1	2	4	0	0
Afghanistan	62	2	0	0	17	33	0	5	0	5	0	0	0	0
Russia	44	17	0	3	4	9	5	6	0	0	0	0	0	0
Pakistan	37	3	0	0	17	2	0	0	15	0	0	0	0	0
Armenia	24	0	0	1	1	0	18	2	2	0	0	0	0	0
Somalia	15	0	0	0	3	0	0	12	0	0	0	0	0	0
Sri Lanka	11	0	0	0	2	0	0	0	7	0	0	2	0	0
India	8	0	0	0	3	0	0	0	3	0	0	2	0	0
Bangladesh	6	0	0	0	0	0	0	0	6	0	0	0	0	0
Iran	6	0	0	0	0	3	0	0	0	2	1	0	0	0
Syrian Arab Republic	5	0	0	0	5	0	0	0	0	0	0	0	0	0
Turkey	4	0	0	0	0	2	0	0	2	0	0	0	0	0
Palestinian Territory	4	0	0	0	0	0	0	4	0	0	0	0	0	0
Iraq	3	0	0	0	0	3	0	0	0	0	0	0	0	0
Mongolia	3	0	0	0	0	0	0	0	3	0	0	0	0	0
Nigeria	3	0	0	0	1	0	0	0	0	0	0	2	0	0
Azerbaijan	2	0	0	0	0	0	2	0	0	0	0	0	0	0
Belarus	2	0	0	0	1	0	0	0	0	0	0	1	0	0
China	1	0	0	0	0	0	0	0	0	0	0	1	0	0
Turkmenistan	1	0	0	0	0	0	1	0	0	0	0	0	0	0
Algeria	1	0	0	0	0	0	0	1	0	0	0	0	0	0
Uganda	1	0	0	0	0	0	0	0	0	0	0	1	0	0
Jamaica	1	0	0	0	0	0	0	0	0	0	0	1	0	0
Rwanda	1	0	0	0	0	0	0	0	0	0	0	1	0	0
Eritrea	1	0	0	0	1	0	0	0	0	0	0	0	0	0
United States	1	0	0	0	0	0	0	1	0	0	0	0	0	0
Poland	1	0	0	0	0	0	0	0	0	0	0	1	0	0
Slovakia	1	0	0	0	0	0	0	0	0	1	0	0	0	0
Total	594	35	7	57	103	105	119	84	43	16	9	16	0	0

External border: Illegal state border crossing by the Border Control Units of the Police Force in 2008 and 2009

BCU PF	2008	2009
Zboj	115	35
Topoľa	2	7
Ulič	86	57
Ubl'a	137	103
Podhorod'	166	105
Petrovce	197	119
Vyšné Nemecké	180	84
Maťovské Vojkovce	35	43
Veľké Slemence	38	16
Čierna nad Tisou	22	9
Airport Bratislava	15	16
Airport Poprad	1	0
Airport Košice	0	0
Total	994	594

Illegal state border crossing by the Border Control Units of the Police Force in 2008 and 2009



2.2 ILLEGAL STAY IN THE TERRITORY OF THE SLOVAK REPUBLIC

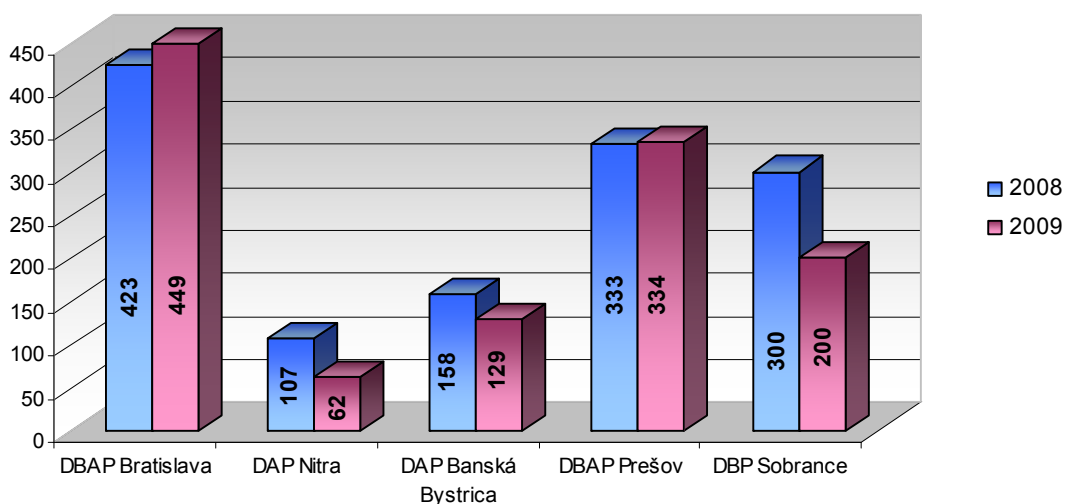
Overview of illegal stay by individual months of years 2008 and 2009

	Total	I.	II.	III.	IV.	V.	VI.	VII.	VIII.	IX.	X.	XI.	XII.
2008	1 321	85	106	126	134	107	103	90	89	120	151	120	90
2009	1 174	52	82	129	94	75	101	94	101	133	135	95	83

Illegal stay in the territory of SR by regional directorates in 2008 and 2009

Directorates	2008	2009
DBAP Bratislava	423	449
DAP Nitra	107	62
DAP Banská Bystrica	158	129
DBAP Prešov	333	334
DBP Sobrance	300	200
Total	1 321	1 174

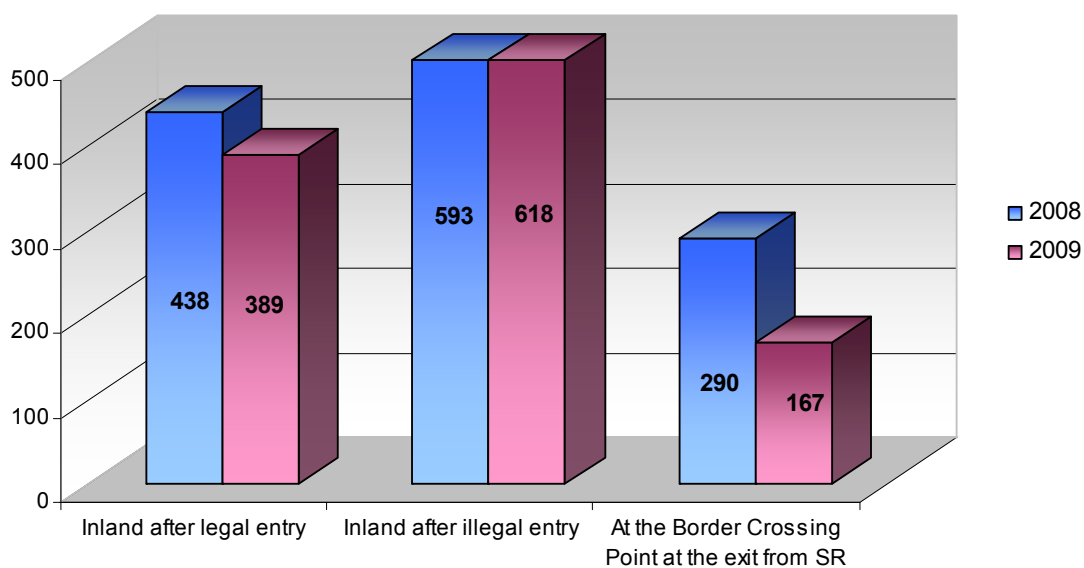
Illegal stay in the territory of SR by regional directorates in 2008 and 2009



Illegal stay by place of detection and the previous entry in 2008 and 2009

	2008	2009
Inland after legal entry	438	389
Inland after illegal entry	593	618
At the Border Crossing Points at exit from SR	290	167
Total	1 321	1 174

Illegal stay by place of detection and the previous entry in 2008 and 2009



Note:

Illegal stay after the legal entry – there are included aliens, who were detected inland on the grounds of illegal stay in our territory, who had entered (or could have entered) to the Schengen area legally, but at the time of detection, they were illegally present in our territory (overstay the time limited in visa, in residence permit, performing illegal work,...). It usually applies to aliens, who stay in our territory for a longer period, and who are given visas or residence permits issued by SR or by any other Member State of the EU in their documents.

Illegal stay after the illegal entry - there are included aliens, who were detected inland, but who had entered SR illegally. It usually applies to aliens who are only transiting through our territory (the so-called transit illegal migration). Such aliens often have not any intention to stay in our territory (in the case of being detected, they abuse the asylum procedure for the purpose of legalisation their residence in Slovakia, however, after a certain period of time, they keep on trying to illegally leave the territory of SR for a destination country). In majority cases, they have not any identification documents, or they possess false or counterfeit travel documents, or travel documents that belong to someone else.

Illegal stay by nationality, place of detection and the previous entry in 2009

Nationality	Total	Inland			At the BCPs at exit from SR		
		Total	Thereof:		Total	Thereof:	
			after legal entry	after illegal entry		land border	air border
Ukraine	361	212	166	46	149	149	0
Pakistan	160	160	3	157	0	0	0
Viet Nam	144	144	107	37	0	0	0
Moldova	94	93	5	88	1	1	0
Afghanistan	55	55	0	55	0	0	0
China	45	45	25	20	0	0	0
India	42	37	2	35	5	0	5
Russia	37	31	1	30	6	5	1
Georgia	35	35	0	35	0	0	0
Serbia	30	30	13	17	0	0	0
Korea Republic	21	21	21	0	0	0	0
Turkey	20	16	11	5	4	0	4
Nigeria	13	12	3	9	1	0	1
Sri Lanka	13	13	0	13	0	0	0
Iraq	12	12	1	11	0	0	0
Bangladesh	8	8	0	8	0	0	0
Palestine	8	8	2	6	0	0	0
Macedonia	7	7	3	4	0	0	0
Somalia	7	7	1	6	0	0	0
Syrian Arab Republic	7	7	0	7	0	0	0
Belarus	5	5	2	3	0	0	0
United States	5	5	5	0	0	0	0
Albania	4	4	1	3	0	0	0
Armenia	4	3	0	3	1	1	0
Iran	3	3	0	3	0	0	0
Kazakhstan	3	3	1	2	0	0	0
Paraguay	3	3	3	0	0	0	0
Czech Republic	2	2	1	1	0	0	0
Egypt	2	2	1	1	0	0	0
Israel	2	2	1	1	0	0	0
Cuba	2	2	1	1	0	0	0
Libyan Arab Jamahiriya	2	2	1	1	0	0	0
Algeria	1	1	0	1	0	0	0
Stateless	1	1	0	1	0	0	0
Bosnia a Herzegovina	1	1	0	1	0	0	0
Bulgaria	1	1	0	1	0	0	0
Ghana	1	1	0	1	0	0	0
Hong Kong	1	1	0	1	0	0	0
Japan	1	1	1	0	0	0	0
Jordan	1	1	0	1	0	0	0
Kuwait	1	1	1	0	0	0	0
Laos	1	1	1	0	0	0	0
Lebanon	1	1	0	1	0	0	0
Hungary	1	1	1	0	0	0	0
Morocco	1	1	1	0	0	0	0
Nepal	1	1	0	1	0	0	0
Unknown	1	1	0	1	0	0	0
Papua-New Guinea	1	1	1	0	0	0	0
Saudi Arabia	1	1	1	0	0	0	0
Zimbabwe	1	1	1	0	0	0	0
Total	1 174	1 007	389	618	167	156	11

Illegal stay by nationality, place of detection and the previous entry in 2009

Nationality	Total	Inland			At the BCPs at exit from SR		
		Total	Thereof:		Total	Thereof:	
			after legal entry	after illegal entry		land border	air border
Ukraine	574	335	269	66	239	239	0
Moldova	123	122	5	117	1	1	0
Pakistan	84	83	0	83	1	0	1
India	80	47	3	44	33	0	33
Russia	74	68	8	60	6	2	4
Afghanistan	64	63	1	62	1	0	1
Republic of Korea	55	55	54	1	0	0	0
Viet Nam	43	43	19	24	0	0	0
Bangladesh	33	33	0	33	0	0	0
China	31	31	12	19	0	0	0
Georgia	28	28	0	28	0	0	0
Serbia	16	16	10	6	0	0	0
Sri Lanka	11	11	0	11	0	0	0
Nigeria	9	8	1	7	1	0	1
Tunisia	9	9	7	2	0	0	0
Turkey	9	5	4	1	4	0	4
Morocco	8	8	6	2	0	0	0
Armenia	7	7	1	6	0	0	0
Macedonia	5	5	2	3	0	0	0
Malaysia	5	5	5	0	0	0	0
Saudi Arabia	5	5	5	0	0	0	0
Croatia	4	4	4	0	0	0	0
Senegal	4	4	3	1	0	0	0
Belarus	3	1	0	1	2	2	0
Egypt	3	2	2	0	1	0	1
Iraq	3	3	0	3	0	0	0
Syrian Arab Republic	3	3	0	3	0	0	0
United States	3	3	3	0	0	0	0
Stateless	2	2	1	1	0	0	0
Albania	2	2	2	0	0	0	0
Israel	2	2	1	1	0	0	0
Kazakhstan	2	2	0	2	0	0	0
Kuwait	2	2	2	0	0	0	0
Bolivia	1	1	1	0	0	0	0
Brazil	1	1	1	0	0	0	0
Congo	1	1	0	1	0	0	0
Ecuador	1	1	1	0	0	0	0
Jordan	1	1	1	0	0	0	0
Japan	1	1	1	0	0	0	0
Namibia	1	1	1	0	0	0	0
Oman	1	0	0	0	1	0	1
Poland	1	1	0	1	0	0	0
Palestine	1	1	0	1	0	0	0
Sierra Leone	1	1	0	1	0	0	0
Tajikistan	1	1	1	0	0	0	0
Peru	1	1	1	0	0	0	0
Uzbekistan	1	1	0	1	0	0	0
Unknown	1	1	0	1	0	0	0
Total	1 321	1 031	438	593	290	244	46

Illegal stay by nationality and regional directorates in 2009

Nationality	Total	Thereof:				
		DBAP Bratislava	DAP Nitra	DAP B. Bystrica	DBP Prešov	DBP Sobrance
Ukraine	361	150	3	33	23	152
Pakistan	160	39	19	0	96	6
Viet Nam	144	68	13	36	27	0
Moldova	94	12	0	7	60	15
Afghanistan	55	21	0	2	25	7
China	45	20	4	10	11	0
India	42	19	1	5	15	2
Russia	37	11	0	14	7	5
Georgia	35	1	0	1	24	9
Serbia	30	20	5	0	5	0
Korea Republic	21	10	5	6	0	0
Turkey	20	14	1	3	1	1
Nigeria	13	6	4	2	1	0
Sri Lanka	13	6	0	0	7	0
Iraq	12	4	0	0	8	0
Bangladesh	8	4	0	3	1	0
Palestine	8	4	0	0	4	0
Macedonia	7	6	1	0	0	0
Somalia	7	1	0	0	6	0
Syrian Arab Republic	7	7	0	0	0	0
Belarus	5	3	0	1	0	1
United States	5	2	1	2	0	0
Albania	4	1	0	2	1	0
Armenia	4	1	0	0	2	1
Iran	3	0	0	0	3	0
Kazakhstan	3	2	0	0	0	1
Paraguay	3	0	3	0	0	0
Czech Republic	2	0	1	1	0	0
Egypt	2	1	0	0	1	0
Israel	2	2	0	0	0	0
Cuba	2	0	0	1	1	0
Libyan Arab Jamahiriya	2	2	0	0	0	0
Algeria	1	0	0	0	1	0
Stateless	1	0	0	0	1	0
Bosnia a Herzegovina	1	1	0	0	0	0
Bulgaria	1	1	0	0	0	0
Ghana	1	1	0	0	0	0
Hong Kong	1	1	0	0	0	0
Japan	1	0	1	0	0	0
Jordan	1	1	0	0	0	0
Kuwait	1	1	0	0	0	0
Laos	1	1	0	0	0	0
Lebanon	1	1	0	0	0	0
Hungary	1	1	0	0	0	0
Morocco	1	0	0	0	1	0
Nepal	1	1	0	0	0	0
Unknown	1	0	0	0	1	0
Papua-New Guinea	1	1	0	0	0	0
Saudi Arabia	1	0	0	0	1	0
Zimbabwe	1	1	0	0	0	0
Total	1 174	449	62	129	334	200

Illegal stay detected in the territory of DBAP Bratislava by nationality and individual units of Police Forces in 2009

Nationality	Total	Thereof:					
		APU PF Bratislava	APU PF Dunajská Streda	APU PF Skalica	APU PF Trnava	BCU PF Airport - Bratislava Ružinov	AU PF Gbely Adamov
Ukraine	150	136	5	0	8	0	1
Viet Nam	68	34	4	4	6	0	20
Pakistan	39	16	1	1	17	0	4
Afghanistan	21	5	8	0	0	0	8
China	20	8	1	0	0	0	11
Serbia	20	15	2	0	2	0	1
India	19	7	1	1	2	5	3
Turkey	14	3	7	0	0	4	0
Moldova	12	12	0	0	0	0	0
Russia	11	4	2	0	1	1	3
Korea Republic	10	2	0	0	8	0	0
Syrian Arab Republic	7	1	1	0	5	0	0
Macedonia	6	4	2	0	0	0	0
Nigeria	6	2	1	0	1	1	1
Sri Lanka	6	4	2	0	0	0	0
Bangladesh	4	2	1	0	0	0	1
Iraq	4	4	0	0	0	0	0
Palestinian Territory, Occupied	4	4	0	0	0	0	0
Belarus	3	1	0	0	1	0	1
Israel	2	1	0	0	1	0	0
Kazakhstan	2	1	0	0	0	0	1
Libyan Arab Jamahiriya	2	1	0	0	1	0	0
United States	2	2	0	0	0	0	0
Albania	1	0	0	0	1	0	0
Armenia	1	1	0	0	0	0	0
Bosnia and Herzegovina	1	0	1	0	0	0	0
Bulgaria	1	0	0	0	0	0	1
Egypt	1	0	1	0	0	0	0
Ghana	1	1	0	0	0	0	0
Georgia	1	1	0	0	0	0	0
Hong Kong	1	0	0	0	1	0	0
Jordan	1	1	0	0	0	0	0
Kuwait	1	0	0	0	1	0	0
Laos	1	1	0	0	0	0	0
Lebanon	1	1	0	0	0	0	0
Hungary	1	0	1	0	0	0	0
Nepal	1	0	0	0	0	0	1
Papua-New Guinea	1	1	0	0	0	0	0
Somalia	1	1	0	0	0	0	0
Zimbabwe	1	1	0	0	0	0	0
Total	449	278	41	6	56	11	57

Illegal stay detected in the territory of DAP Nitra by nationality and individual units in of Police Forces 2009

Nationality	Total	Thereof:				
		APU PF Nitra	APU PF Nové Zámky	APU PF Prievidza	APU PF Púchov	APU PF Trenčín
Pakistan	19	14	5	0	0	0
Viet Nam	13	9	3	1	0	0
Korea Republic	5	2	2	0	0	1
Serbia	5	1	4	0	0	0
China	4	0	3	0	0	1
Nigeria	4	3	1	0	0	0
Paraguay	3	1	0	0	0	2
Ukraine	3	0	0	0	0	3
Czech Republic	1	1	0	0	0	0
India	1	0	0	0	0	1
Japan	1	0	1	0	0	0
Macedonia	1	0	1	0	0	0
United States	1	0	0	0	1	0
Turkey	1	0	0	0	0	1
Total	62	31	20	1	1	9

Illegal stay detected in the territory of DAP Banská Bystrica by nationality and individual units of Police Forces in 2009

Nationality	Total	Thereof:				
		APU PF Banská Bystrica	APU PF Rimavská Sobota	APU PF Ružomberok	APU PF Veľký Krtíš	APU PF Žilina
Viet Nam	36	20	0	1	3	12
Ukraine	33	11	1	12	1	8
Russia	14	0	0	9	1	4
China	10	5	2	1	1	1
Moldova	7	3	0	0	0	4
Korea Republic	6	0	0	2	0	4
India	5	3	0	0	2	0
Bangladesh	3	0	0	0	0	3
Turkey	3	1	0	0	0	2
Afghanistan	2	1	0	0	0	1
Albania	2	0	0	0	2	0
Nigeria	2	0	0	2	0	0
United States	2	0	0	0	0	2
Belarus	1	0	0	0	0	1
Czech Republic	1	0	0	0	0	1
Georgia	1	0	0	0	1	0
Cuba	1	0	0	0	1	0
Total	129	44	3	27	12	43

Illegal stay detected in the territory DBAP Prešov by nationality and individual units of Police Forces in 2009

Nationality	Total	Thereof:								
		APU PF Košice	APU PF Michalovce	APU PF Poprad	APU PF Prešov	APU PF Rožňava	APU PF Stropkov	BCU PF Airport Košice	BCU PF Airport Poprad	AU PF Humenné
Pakistan	96	27	4	0	15	12	34	0	0	4
Moldova	60	7	42	0	4	0	0	0	0	7
Viet Nam	27	3	0	0	21	0	0	0	0	3
Afghanistan	25	0	0	2	6	1	13	0	0	3
Georgia	24	0	18	0	3	2	0	0	0	1
Ukraine	23	3	10	1	9	0	0	0	0	0
India	15	0	0	0	1	2	8	1	0	3
China	11	4	1	0	1	0	1	0	0	4
Iraq	8	1	0	1	0	0	5	0	0	1
Russia	7	0	4	0	0	3	0	0	0	0
Sri Lanka	7	1	0	0	2	1	2	0	0	1
Somalia	6	0	4	2	0	0	0	0	0	0
Serbia	5	2	0	0	1	0	0	0	0	2
Palestinian	4	0	0	0	2	0	0	0	0	2
Iran	3	3	0	0	0	0	0	0	0	0
Armenia	2	0	2	0	0	0	0	0	0	0
Albania	1	0	0	1	0	0	0	0	0	0
Algeria	1	0	0	0	0	0	0	0	0	1
Bangladesh	1	0	0	1	0	0	0	0	0	0
Stateless	1	0	0	0	0	0	0	0	0	1
Egypt	1	0	0	0	0	0	0	0	0	1
Cuba	1	0	0	0	0	0	0	0	0	1
Morocco	1	1	0	0	0	0	0	0	0	0
Nigeria	1	1	0	0	0	0	0	0	0	0
Unknown	1	1	0	0	0	0	0	0	0	0
Saudi Arabia	1	1	0	0	0	0	0	0	0	0
Turkey	1	0	0	0	0	0	0	0	0	1
Total	334	55	85	8	65	21	63	1	0	36

Illegal stay detected in the territory of DBP Sobrance by nationality and individual units of Police Forces in 2009

Nationality	Total	Thereof BCU PF:									
		Zboj	Topoľa	Ulič	Ubl'a	Podhorod'	Petrovce	Vyšné Nemecké	Maťovské Vojkovce	Veľké Slemence	Čierna nad Tisou
Ukraine	152	0	0	0	13	0	0	133	0	0	6
Moldova	15	0	0	0	4	0	2	9	0	0	0
Georgia	9	0	2	0	3	0	3	1	0	0	0
Afghanistan	7	0	0	0	7	0	0	0	0	0	0
Pakistan	6	0	6	0	0	0	0	0	0	0	0
Russia	5	0	0	0	0	0	0	3	0	0	2
India	2	0	2	0	0	0	0	0	0	0	0
Armenia	1	0	0	0	0	0	0	1	0	0	0
Belarus	1	0	0	0	0	0	0	0	0	1	0
Kazakhstan	1	0	0	0	0	0	1	0	0	0	0
Turkey	1	0	0	0	0	0	0	1	0	0	0
Total	200	0	10	0	27	0	6	148	0	1	8

Illegal stay in the territory of SR by nationality, age and sex in 2009 - TOP 15

Nationality	Total	Thereof:					
		Male			Female		
		Total	Thereof:		Total	Thereof:	
			0 - 18	19 and more		0 - 18	19 and more
Ukraine	361	234	0	234	127	0	127
Pakistan	160	160	14	146	0	0	0
Viet Nam	144	113	1	112	31	0	31
Moldova	94	78	21	57	16	1	15
Afghanistan	55	55	20	35	0	0	0
China	45	34	1	33	11	0	11
India	42	41	6	35	1	0	1
Russia	37	27	7	20	10	1	9
Georgia	35	34	1	33	1	0	1
Serbia	30	25	0	25	5	3	2
Korea Republic	21	15	0	15	6	0	6
Turkey	20	18	0	18	2	0	2
Nigeria	13	13	0	13	0	0	0
Sri Lanka	13	12	0	12	1	0	1
Iraq	12	12	3	9	0	0	0
Other	92	80	9	71	12	3	9
Total	1 174	951	83	868	223	8	215

2.3 APPLICATIONS OF ASYLUM

Overview of number of asylum applicants in proportion to number of illegal migrants detected for the illegal state border crossing or illegal stay in 2009

		Detected illegal migrants	Thereof asylum applicants
Illegal state border crossing at the external borders		594	60
Thereof:	Land border	578	57
	Air border	16	3
Illegal state border crossing at the internal borders		17	0
Total illegal state border crossing		611	60
Illegal stay		1 174	445
Total illegal migration		1 785	505

Data provided by "database of illegal migration" ASMC

Note:

Those numbers may not match with official data of total number of asylum applications, which the Migration Office of the MOI is authorized to provide.

Applications of asylum by categories of illegal migration and nationality in 2009

Nationality	Total	Thereof:			Illegal stay
		Illegal state border crossing at the external border			
		Total	Thereof:		
	Land border	Air border			
Pakistan	150	8	8	0	142
Moldova	60	13	13	0	47
Afghanistan	49	14	14	0	35
Georgia	47	15	15	0	32
Viet Nam	37	0	0	0	37
India	28	1	0	1	27
China	23	0	0	0	23
Russia	14	2	2	0	12
Sri Lanka	13	2	0	2	11
Serbia	12	0	0	0	12
Ukraine	10	1	1	0	9
Iraq	8	0	0	0	8
Palestinian Territory, Occupied	8	1	1	0	7
Syrian Arab Republic	6	0	0	0	6
Turkey	6	2	2	0	4
Nigeria	5	0	0	0	5
Bangladesh	5	1	1	0	4
Somalia	4	0	0	0	4
Macedonia	3	0	0	0	3
Iran	3	0	0	0	3
Armenia	2	0	0	0	2
Morocco	1	0	0	0	1
Belarus	1	0	0	0	1
Bulgaria	1	0	0	0	1
Egypt	1	0	0	0	1
Kazakhstan	1	0	0	0	1
Stateless	1	0	0	0	1
Cuba	1	0	0	0	1
Jordan	1	0	0	0	1
Libyan Arab Jamahiriya	1	0	0	0	1
Algeria	1	0	0	0	1
Ghana	1	0	0	0	1
Nepal	1	0	0	0	1
Total	505	60	57	3	445

Data provided by "database of illegal migration" ASMC

Note:

Those numbers may not match with official data of total number of asylum applications, which the Migration Office of the MOI is authorized to provide.

2.4 COUNTERFEITING AND ALTERATION OF TRAVEL, RESIDENCE AND OTHER DOCUMENTS

Overview of number of detected counterfeit and altered travel documents by the place of detection in 2008 and 2009

		2008	2009
External border total		51	67
Thereof:	Land border	36	48
	Air border	15	19
Internal border total		0	0
Thereof:	State border with Austria	0	0
	State border with Hungary	0	0
	State border with Czech Republic	0	0
	State border with Poland	0	0
Inland total		35	15
Thereof:	DBAP Bratislava	11	4
	DAP Nitra	3	3
	DAP Banská Bystrica	6	1
	DBAP Prešov	15	7
Total		86	82

Methods of counterfeiting and alteration of travel documents by the place of detection in 2009

		Total	Thereof:							
			A	B	C	D	E	F	G	H
External border total		67	12	2	0	21	0	7	25	0
Thereof:	Land border	48	8	2	0	16	0	0	22	0
	Air border	19	4	0	0	5	0	7	3	0
Internal border total		0	0	0	0	0	0	0	0	0
Inland total		15	4	1	0	4	0	0	5	1
Thereof:	DBAP Bratislava	4	3	0	0	0	0	0	0	1
	DAP Nitra	3	1	1	0	1	0	0	0	0
	DAP Banská Bystrica	1	0	0	0	0	0	0	1	0
	DBAP Prešov	7	0	0	0	3	0	0	4	0
Total		82	16	3	0	25	0	7	30	1

A. photo substitution

B. data change in the travel document

C. data alternation in the travel document

D. change of pages in the travel document

E. genuine document – blank passport personalised by unauthorized subject

F. look a like

G. falsified travel documents

H. genuine documents issued by the authorized subject to an illegitimate person (e.g. because of corruption or due to submitting of false documents, which are used when the travel documents are issued)

Methods of counterfeiting and alteration of travel documents by the place of detection in 2008

		Total	Thereof:							
			A	B	C	D	E	F	G	H
External border total		51	3	0	0	14	0	5	29	0
Thereof:	Land border	36	1	0	0	7	0	0	28	0
	Air border	15	2	0	0	7	0	5	1	0
Internal border total		0	0	0	0	0	0	0	0	0
Inland total		35	12	0	0	0	0	2	21	0
Thereof:	DBAP Bratislava	11	8	0	0	0	0	0	3	0
	DAP Nitra	3	0	0	0	0	0	0	3	0
	DAP Banská Bystrica	6	3	0	0	0	0	2	1	0
	DBAP Prešov	15	1	0	0	0	0	0	14	0
Total		86	15	0	0	14	0	7	50	0

Misused travel documents for counterfeiting and alteration in 2008 and 2009

Type of document	Issuing country	2008
ID card	Czech Republic	2
	Greece	2
	Poland	2
	Austria	2
	Romania	40
	Slovakia	16
	---	---
	---	---
Passport	Bulgaria	2
	Czech Republic	2
	Gambia	1
	India	4
	Malaysia	3
	Poland	2
	Romania	5
	Slovakia	2
	Slovenia	1
	---	---
	---	---
	---	---
	---	---
	---	---
	---	---
	---	---
	---	---
Total		86

Type of document	Issuing country	2009	
ID card	Greece	1	
	Lithuania	4	
	Poland	4	
	Austria	2	
	Romania	22	
	Slovakia	3	
	Turkey	1	
	Bulgaria	1	
	Passport	Bulgaria	4
		Denmark	1
France		1	
Georgia		1	
Guinea		1	
India		1	
Iran		1	
Korea Republic		1	
Lithuania		12	
Morocco		1	
Malaysia		2	
Nigeria		2	
Pakistan		1	
Austria		2	
Romania		1	
Serbia		1	
Slovakia		3	
Sudan		1	
Turkey	1		
Ukraine	6		
Total		82	

Counterfeiting of visas, residence permits, border stamps and other documents in 2008 and 2009

	2008	2009
Visas	5	12
Border stamps	1	22
Residence permits	30	12
Other documents	33	19
Total	69	65

Counterfeiting of visas, residence permits, border stamps and other documents by the place of detection in 2009

	Total	Thereof:			
		Visas	Border stamps	Residence permits	Other documents
External border total	55	12	22	9	12
Thereof:					
Land border	51	11	22	6	12
Air border	4	1	0	3	0
Internal border total	0	0	0	0	0
Inland total	10	0	0	3	7
Thereof:					
DBAP Bratislava	6	0	0	1	5
DAP Nitra	1	0	0	1	0
DAP Banská Bystrica	0	0	0	0	0
DBAP Prešov	3	0	0	1	2
Total	65	12	22	12	19

Counterfeiting of visas, residence permits, border stamps and other documents by the place of detection in 2008

	Total	Thereof:			
		Visas	Border stamps	Residence permits	Other documents
External border total	38	5	1	28	4
Thereof:					
Land border	34	5	1	25	3
Air border	4	0	0	3	1
Internal border total	0	0	0	0	0
Inland total	31	0	0	2	29
Thereof:					
DBAP Bratislava	4	0	0	0	4
DAP Nitra	24	0	0	0	24
DAP Banská Bystrica	1	0	0	0	1
DBAP Prešov	2	0	0	2	0
Total	69	5	1	30	33

Counterfeiting of visas, residence permits, border stamps and other documents at the external border in 2009

BCU PF	Nationality	Issuing Country	Total	Thereof:				
				Travel documents	Visas	Border stamps	Residence permits	Other documents
Zboj	Moldova	Romania	2	2	0	0	0	0
	Moldova	Ukraine	1	0	0	0	0	1
Topoľa	---	---	0	0	0	0	0	0
Ulič	Moldova	Romania	1	1	0	0	0	0
	Moldova	Bulgaria	1	1	0	0	0	0
Ubl'a	Moldova	Bulgaria	1	1	0	0	0	0
	Ukraine	Latvia	1	1	0	0	0	0
	Moldova	Romania	3	3	0	0	0	0
	Ukraine	Ukraine	1	0	0	0	0	1
Podhorod'	Moldova	Romania	4	2	0	0	0	2
Petrovce	Moldova	Latvia	2	1	0	0	0	1
	Moldova	Romania	5	5	0	0	0	0
Vyšné Nemecké	Moldova	Ukraine	1	1	0	0	0	0
	Russia	France	1	1	0	0	0	0
	Ukraine	Latvia	11	10	0	0	0	1
	Ukraine	Bulgaria	3	2	0	0	0	1
	Somalia	Denmark	1	1	0	0	0	0
	Moldova	Romania	4	3	0	0	1	0
	Russia	Russia	2	0	0	0	0	2
	Somalia	Denmark	1	0	0	0	0	1
	Ukraine	Ukraine	4	0	1	2	0	1
	Ukraine	Austria	2	0	1	1	0	0
	Ukraine	Czech Republic	1	0	1	0	0	0
	Bulgaria	Bulgaria	1	0	0	0	0	1
	Georgia	France	4	0	4	0	0	0
	Moldova	France	1	0	1	0	0	0
	Ukraine	Greece	2	0	0	0	2	0
	Ukraine	Hungary	2	0	1	1	0	0
	Ukraine	Italy	1	0	0	0	1	0
	Ukraine	Poland	17	0	0	17	0	0
	Ukraine	Slovakia	1	0	0	1	0	0
Total in Vyšné Nemecké			60	18	9	22	4	7
Maťovské Vojkovce	---	---	0	0	0	0	0	0
Veľké Slemence	---	---	0	0	0	0	0	0
Čierna nad Tisou	Georgia	Spain	1	0	0	0	1	0
	Georgia	Georgia	1	1	0	0	0	0
	Iran	Iran	1	1	0	0	0	0
	Turkey	Turkey	2	2	0	0	0	0
	Moldova	Portugal	1	0	0	0	1	0
	Iran	France	1	0	1	0	0	0
	Ukraine	Slovakia	1	0	1	0	0	0
MU of PF Sobrance	Moldova	Romania	5	5	0	0	0	0
DBP Sobrance**	Ukraine	Ukraine	3	3	0	0	0	0
	Georgia	Georgia	1	1	0	0	0	0

Counterfeiting of visas, residence permits, border stamps and other documents at the external border in 2009 (continuation of foregoing table)

BCU PF	Nationality	Issuing Country	Total	Thereof:				
				Travel documents	Visas	Border stamps	Residence permits	Other documents
Airport Bratislava	Belarus	Ukraine	1	1	0	0	0	0
	China	Korea rep.	1	1	0	0	0	0
	China	China	1	0	1	0	0	0
	India	India	1	1	0	0	0	0
	India	Slovakia	1	1	0	0	0	0
	Jamaica	Austria	2	2	0	0	0	0
	Sri Lanka	Malaysia	2	2	0	0	0	0
	Nigeria	Guinea	1	1	0	0	0	0
	Nigeria	Austria	1	1	0	0	0	0
	Nigeria	Spain	2	0	0	0	2	0
	Poland	Poland	1	1	0	0	0	0
	Rwanda	Nigeria	1	1	0	0	0	0
	Montenegro	Slovakia	1	1	0	0	0	0
	Slovakia	Slovakia	1	1	0	0	0	0
	Uganda	Austria	1	1	0	0	0	0
	Ukraine	Poland	3	3	0	0	0	0
	Ukraine	Latvia	1	1	0	0	0	0
Rwanda	Austria	1	0	0	0	1	0	
Total in Airport Bratislava			23	19	1	0	3	0
Airport Poprad	---	---	0	0	0	0	0	0
Airport Košice	---	---	0	0	0	0	0	0
Total in BCD PF			122	67	12	22	9	12

* Other documents – driving license

** Detection on the Consulate General of SR in Užhorod by units of the Police Force of the SR

Counterfeiting of visas, residence permits, border stamps and other documents on the external border in 2008

BCU PF	Nationality	Issuing Country	Total	Thereof:				
				Travel documents	Visas	Border stamps	Residence permits	Other documents
Ulič	Moldova	Romania	6	6	0	0	0	0
Ubl'a	Ukraine	Italy	2	0	0	0	2	0
	Ukraine	Portugal	1	0	0	0	1	0
	Georgia	Portugal	1	0	0	0	1	0
Podhorod'	Moldova	Romania	4	4	0	0	0	0
Petrovce	Moldova	Romania	5	4	0	0	0	1
	Russia (Chechen)	Czech Republic	6	4	0	0	0	2
Vyšné Nemecké	Armenia	France	1	0	1	0	0	0
	Moldova	Spain	1	0	0	0	1	0
	Moldova	Romania	4	4	0	0	0	0
	Ukraine	France	2	0	2	0	0	0
	Ukraine	Czech Republic	1	0	0	0	1	0
	Ukraine	Germany	1	0	1	0	0	0
	Ukraine	Greece	1	0	0	0	1	0
	Ukraine	Italy	11	0	0	0	11	0
	Ukraine	Portugal	3	0	0	0	3	0
	Ukraine	Ukraine	1	0	0	1	0	0
	Ukraine	Bulgaria	1	1	0	0	0	0
	Ukraine	Romania	4	4	0	0	0	0
Total in Vyšné Nemecké			31	9	4	1	17	0
Maťovské Vojkovce	Moldova	Romania	2	2	0	0	0	0
Čierna nad Tisou	Moldova	Italy	1	0	0	0	1	0
	Turkey	Spain	1	0	1	0	0	0
	Cuba	Spain	1	0	0	0	1	0
	Albania	Italy	1	0	0	0	1	0
	Moldova	Italy	1	0	0	0	1	0
	Moldova	Romania	3	3	0	0	0	0
MD PF Sobrance	Moldova	Romania	4	4	0	0	0	0
Airport Bratislava	Albania	Greece	2	2	0	0	0	0
	Gambia	Spain	1	0	0	0	1	0
	Gambia	Gambia	1	1	0	0	0	0
	India	Italy	2	0	0	0	2	0
	India	India	4	4	0	0	0	0
	Nigeria	Austria	1	1	0	0	0	0
	Slovakia	Slovakia	1	0	0	0	0	1
	Sudan	Austria	1	1	0	0	0	0
	Sri Lanka	Malaysia	3	3	0	0	0	0
	Ukraine	Slovakia	1	1	0	0	0	0
	Viet Nam	Bulgaria	1	1	0	0	0	0
Total in Airport Bratislava			18	14	0	0	0	0
Airport Poprad	Ukraine	Poland	1	1	0	0	0	0
Total BCU PF			89	51	5	1	28	4

* Other documents – driving licence

2.5 REFUSAL OF ENTRY FOR THIRD COUNTRY NATIONALS

Refusal of entry for third country nationals at the external border by border type, nationality and reason for refusals in 2009

Reason for refusals	2008			2009		
	Total	Thereof:		Total	Thereof:	
		Land border	Air border		Land border	Air border
A	5	5	0	6	6	0
B	6	1	5	10	7	3
C	988	974	14	314	298	16
D	13	11	2	12	12	0
E	308	305	3	329	324	5
F	3	3	0	10	10	0
G	22	22	0	32	32	0
H1	254	248	6	166	153	13
H2	12	10	2	6	6	0
I	0	0	0	3	2	1
Total	1 611	1 579	32	888	850	38

Reasons according to Regulation of the European Parliament and the Council (ES) No 562/2006, which determines Schengen Borders Code:

A - has no valid travel document

B - has a false/counterfeit/forged travel document

C - has no valid visa or residence permit

D - has a false/counterfeit/forged visa or residence permit

E - has no appropriate documentation justifying the purpose and conditions of stay

F - has already stayed for three months during a six-month period in the territory of Member States of the EU

G – does not have sufficient means of subsistence to the period and form of stay, or the means to return to the country of origin or transit

H1 - is the person, who was accorded the caution for the purposes of entry refusal in SIS

H2 - is the person, who was accorded the caution for the purposes of entry refusal in the inlands evidence

I - is considered to be a threat to public policy, internal security, public health or the international relations of Member States of EU.

Refusal of entry for third country nationals at the external border by border type and nationality in 2009

Nationality	External border		
	Total	Thereof:	
		Land border	Air border
Ukraine	782	781	1
Moldova	32	32	0
India	24	0	24
Russia	24	21	3
Georgia	5	5	0
Belarus	3	2	1
Turkey	3	1	2
Stateless	3	3	0
Albania	1	1	0
Gambia	1	0	1
China	1	0	1
Iran	1	1	0
Somalia	1	1	0
Saint Lucia	1	0	1
United States	1	1	0
Peru	1	0	1
Croatia	1	0	1
Bangladesh	1	0	1
Algeria	1	1	0
Dominica	1	0	1
Total	888	850	38

Refusal of entry for third country nationals at the external border by border type and nationality in 2008

Nationality	External border		
	Total	Thereof::	
		Land border	Air border
Ukraine	1 506	1 505	1
Russia	37	33	4
Moldova	30	30	0
India	12	0	12
Iran	4	0	4
Ecuador	3	0	3
Belarus	3	3	0
Cuba	2	2	0
South Africa	2	0	2
Armenia	1	1	0
Gambia	1	0	1
Israel	1	1	0
Republic of Korea	1	0	1
Libyan Arab Jamahiriya	1	1	0
Nigeria	1	0	1
Saudi Arabia	1	0	1
Senegal	1	1	0
Turkey	1	1	0
Uganda	1	1	0
Mauritius	1	0	1
Azerbaijan	1	0	1
Total	1 611	1 579	32

Refusal of entry for third country nationals at the external border by border type, nationality and reason for refusals in 2009

			Reason for refusals											
			Total	Thereof:										
				A	B	C	D	E	F	G	H1	H2	I	
Land border	Total		850	6	7	298	12	324	10	32	153	6	2	
	Thereof:	Ukraine	781	5	3	273	4	309	9	32	138	6	2	
		Moldova	32	0	2	11	2	7	0	0	10	0	0	
		Russia	21	0	0	12	0	7	1	0	1	0	0	
		Georgia	5	0	0	0	5	0	0	0	0	0	0	
		Stateless	3	1	0	0	0	0	0	0	2	0	0	
		Belarus	2	0	0	0	0	1	0	0	1	0	0	
		Albania	1	0	0	0	0	0	0	0	1	0	0	
		Iran	1	0	0	0	1	0	0	0	0	0	0	
		Somalia	1	0	1	0	0	0	0	0	0	0	0	
		Turkey	1	0	0	1	0	0	0	0	0	0	0	
		United States	1	0	1	0	0	0	0	0	0	0	0	
	Algeria	1	0	0	1	0	0	0	0	0	0	0		
Air border	Total		38	0	3	16	0	5	0	0	13	0	1	
	Thereof:	India	24	0	1	9	0	5	0	0	8	0	1	
		Russia	3	0	0	3	0	0	0	0	0	0	0	
		Turkey	2	0	0	0	0	0	0	0	2	0	0	
		Ukraine	1	0	1	0	0	0	0	0	0	0	0	
		Belarus	1	0	0	0	0	0	0	0	1	0	0	
		Gambia	1	0	0	0	0	0	0	0	1	0	0	
		China	1	0	1	0	0	0	0	0	0	0	0	
		Saint Lucia	1	0	0	1	0	0	0	0	0	0	0	
		Peru	1	0	0	1	0	0	0	0	0	0	0	
		Croatia	1	0	0	0	0	0	0	0	1	0	0	
		Bangladesh	1	0	0	1	0	0	0	0	0	0	0	
	Dominica	1	0	0	1	0	0	0	0	0	0	0		
Total			888	6	10	314	12	329	10	32	166	6	3	

Refusal of entry for third country nationals at the external border by border type, nationality and reason for refusals in 2008

		Reason for refusals										
		Total	Thereof:									
			A	B	C	D	E	F	G	H1	H2	I
Land border	Total	1 579	5	1	974	11	305	3	22	248	10	0
	Thereof:											
	Ukraine	1 505	5	0	921	8	298	3	22	238	10	0
	Russia	33	0	0	28	0	2	0	0	3	0	0
	Moldova	30	0	1	19	1	3	0	0	6	0	0
	Belarus	3	0	0	3	0	0	0	0	0	0	0
	Cuba	2	0	0	2	0	0	0	0	0	0	0
	Armenia	1	0	0	0	1	0	0	0	0	0	0
	Israel	1	0	0	0	0	0	0	0	1	0	0
	Libyan Arab Jamahiriya	1	0	0	0	0	1	0	0	0	0	0
	Senegal	1	0	0	1	0	0	0	0	0	0	0
	Turkey	1	0	0	0	1	0	0	0	0	0	0
Uganda	1	0	0	0	0	1	0	0	0	0	0	
Air border	Total	32	0	5	14	2	3	0	0	6	2	0
	Thereof:											
	India	12	0	3	0	2	3	0	0	4	0	0
	Russia	4	0	0	2	0	0	0	0	0	2	0
	Iran	4	0	0	4	0	0	0	0	0	0	0
	Ecuador	3	0	0	3	0	0	0	0	0	0	0
	South Africa	2	0	0	2	0	0	0	0	0	0	0
	Ukraine	1	0	1	0	0	0	0	0	0	0	0
	Gambia	1	0	1	0	0	0	0	0	0	0	0
	Korea Republic	1	0	0	0	0	0	0	0	1	0	0
	Nigeria	1	0	0	1	0	0	0	0	0	0	0
	Saudi Arabia	1	0	0	1	0	0	0	0	0	0	0
Mauritius	1	0	0	0	0	0	0	0	1	0	0	
Azerbaijan	1	0	0	1	0	0	0	0	0	0	0	
Total		1 611	5	6	988	13	308	3	22	254	12	0

Refusal of entry for third country nationals at the external land border by individual border crossing points, nationality and reason for refusals in 2009

		Reason for refusals										
		Total	Thereof:									
			A	B	C	D	E	F	G	H1	H2	I
Ubl'a		145	1	0	36	0	87	1	4	14	0	2
Thereof:	Ukraine	141	1	0	35	0	84	1	4	14	0	2
	Russia	3	0	0	1	0	2	0	0	0	0	0
	Belarus	1	0	0	0	0	1	0	0	0	0	0
Vyšné Nemecké		646	4	7	250	9	209	9	22	131	5	0
Thereof:	Ukraine	591	4	3	229	4	197	8	22	119	5	0
	Moldova	29	0	2	10	1	7	0	0	9	0	0
	Russia	18	0	0	11	0	5	1	0	1	0	0
	Georgia	4	0	0	0	4	0	0	0	0	0	0
	Albania	1	0	0	0	0	0	0	0	1	0	0
	Belarus	1	0	0	0	0	0	0	0	1	0	0
	Somalia	1	0	1	0	0	0	0	0	0	0	0
	United States	1	0	1	0	0	0	0	0	0	0	0
Veľké Slemence		36	0	0	3	0	25	0	5	2	1	0
Thereof:	Ukraine	36	0	0	3	0	25	0	5	2	1	0
Čierna nad Tisou		23	1	0	9	3	3	0	1	6	0	0
Thereof:	Ukraine	13	0	0	6	0	3	0	1	3	0	0
	Moldova	3	0	0	1	1	0	0	0	1	0	0
	Stateless	3	1	0	0	0	0	0	0	2	0	0
	Iran	1	0	0	0	1	0	0	0	0	0	0
	Turkey	1	0	0	1	0	0	0	0	0	0	0
	Georgia	1	0	0	0	1	0	0	0	0	0	0
	Algeria	1	0	0	1	0	0	0	0	0	0	0
Total		850	6	7	298	12	324	10	32	153	6	2

Refusal of entry for third country nationals at the external air border by individual airports, nationality and reason for refusals in 2009

		Reasons for refusal										
		Total	Thereof:									
			A	B	C	D	E	F	G	H1	H2	I
Airport Bratislava		38	0	3	16	0	5	0	0	13	0	1
Thereof:	India	24	0	1	9	0	5	0	0	8	0	1
	Russia	3	0	0	3	0	0	0	0	0	0	0
	Turkey	2	0	0	0	0	0	0	0	2	0	0
	Belarus	1	0	0	0	0	0	0	0	1	0	0
	Gambia	1	0	0	0	0	0	0	0	1	0	0
	China	1	0	1	0	0	0	0	0	0	0	0
	Ukraine	1	0	1	0	0	0	0	0	0	0	0
	Saint Lucia	1	0	0	1	0	0	0	0	0	0	0
	Peru	1	0	0	1	0	0	0	0	0	0	0
	Croatia	1	0	0	0	0	0	0	0	1	0	0
	Bangladesh	1	0	0	1	0	0	0	0	0	0	0
Dominica	1	0	0	1	0	0	0	0	0	0	0	
Airport Poprad		0	0	0	0	0	0	0	0	0	0	0
Airport Košice		0	0	0	0	0	0	0	0	0	0	0
Total		38	0	3	16	0	5	0	0	13	0	1

2.6 FACILITATION OF ILLEGAL MIGRATION

2.6.1 Human smuggling

Documented cases of human smuggling in 2008 and 2009

Cases according to the Art. 355 of The Penal Code	2008	2009
Documented cases of human smuggling	58	59
Cases in which suspects of facilitators were accused	43	43
Number of identified facilitators	142	150
Number of accused facilitators	112	92
Number of smuggled migrants	1 008	2 076
Number of detected migrants	388	267
Number of documented deeds	186	160

Data provided by NUCIM

Human smuggling by border types and border sections in 2009

	Number of documented cases	Number of identified facilitators	Number of accused facilitators	Number of smuggled migrants
External Border Total	14	19	12	88
Thereof:				
Land Border	14	19	12	88
Air Border	0	0	0	0
Internal Border Total	21	93	56	1 774
Thereof:				
State border with Austria	17	82	54	1 715
State border with Hungary	2	2	1	10
State border with Czech Republic	1	8	0	40
State border with Poland	1	1	1	9
Inland	24	38	24	214
Total	59	150	92	2 076

Data provided by NUCIM

Number of facilitators and facilitated migrants by nationality in 2009

Facilitators	
Nationality	Number
Afghanistan	3
Bangladesh	4
Czech Republic	1
Georgia	5
India	15
Hungary	1
Unknown	32
Pakistan	5
Poland	2
Somalia	1
Russia	6
Slovakia	65
Syrian Arab Republic	1
Ukraine	9
---	---
---	---
---	---
---	---
---	---
Total	150

Illegal Migrants		
Nationality	Facilitated	Thereof apprehended
Afghanistan	27	27
Albania	2	2
Bangladesh	210	3
Georgia	1	1
China	17	5
India	319	83
Iraq	2	2
Moldova	22	19
Nigeria	1	1
Not found	1 090	11
Pakistan	159	49
Palestinian Territory	4	2
Russia	17	17
Somalia	2	2
Syrian Arab Republic	11	11
Sri Lanka	23	12
Turkmenistan	2	2
Ukraine	126	17
Viet Nam	41	1
Total	2 076	267

Data provided by NUCIM

2.6.2 Organised and criminal groups of smuggling

Organised and criminal groups of smuggling in 2009

Groups	Number of investigated cases	Number of cases in which suspects were accused	Facilitators Total	Number of accused facilitators
Organised	11	8	84	50
Criminal	2	1	4	1
Other organised groups (e.g. reduced taxes and insurance)	3	3	25	20

Data provided by NUCIM

2.7 RETURN POLICY

2.7.1 Readmission related to illegal migration

Overview of the persons handed and taken over according to Readmission Agreements related to illegal migration in 2008 and 2009

Readmission Agreement with state:	2008		2009	
	Persons handed over	Persons taken over	Persons handed over	Persons taken over
Ukraine	691	7	425	18
Austria	0	31	2	2
Hungary	1	2	5	6
Czech Republic	0	2	3	17
Poland	3	0	0	0
Total	695	42	435	43

Overview of the persons taken over to Slovakia according to Readmission Agreements related to illegal migration in 2008 and 2009

Nationality	Total	Thereof:							
		Internal border					External border		
		Total	Thereof state border of SR with:				Total	Thereof:	
			AUT	HUN	CZE	POL		Land	Air
Moldova	6	5	0	1	4	0	1	1	0
Serbia	5	5	0	0	5	0	0	0	0
Slovakia	5	0	0	0	0	0	5	5	0
Russia	4	2	1	1	0	0	2	2	0
Armenia	3	1	0	1	0	0	2	2	0
Ukraine	2	2	1	0	1	0	0	0	0
Iran	2	2	0	0	2	0	0	0	0
Viet Nam	2	2	0	0	2	0	0	0	0
Turkey	2	1	0	1	0	0	1	1	0
France	2	0	0	0	0	0	2	2	0
Iraq	1	1	0	0	1	0	0	0	0
Macedonia	1	1	0	0	1	0	0	0	0
Stateless	1	0	0	0	0	0	1	1	0
Kyrgyzstan	1	0	0	0	0	0	1	1	0
Tunisia	1	1	0	1	0	0	0	0	0
Bosnia and Herzegovina	1	1	0	1	0	0	0	0	0
Czech Republic	1	0	0	0	0	0	1	1	0
Spain	1	0	0	0	0	0	1	1	0
Kazakhstan	1	0	0	0	0	0	1	1	0
Namibia	1	1	0	0	1	0	0	0	0
Total	43	25	2	6	17	0	18	18	0

Overview of the persons handed over from Slovakia to Ukraine according to the Readmission Agreement in 2008 and 2009

Nationality	2008
Moldavia	243
Georgia	136
Pakistan	79
Afghanistan	66
Bangladesh	36
Russia	35
India	34
China	28
Ukraine	12
Armenia	7
Zimbabwe	5
Somalia	3
Uzbekistan	2
Iraq	1
Kyrgyzstan	1
Libyan Arab Jamahiriya	1
Palestine	1
Tunis	1
---	---
---	---
---	---
---	---
Total	691

Nationality	2009
Moldova	138
Georgia	67
Afghanistan	47
Russia	36
Pakistan	29
Ukraine	26
Armenia	24
Somalia	11
Sri Lanka	9
India	6
Iran	5
Bangladesh	5
Syrian Arab Republic	5
Iraq	3
Mongolia	3
Palestinian Territory Occupied	3
Turkey	2
Azerbaijan	2
Belarus	1
Nigeria	1
Eritrea	1
Turkmenistan	1
Total	425

2.7.2 Voluntary returns

Overview of voluntary returns per years

2005	2006	2007	2008	2009
119	128	153	83	139

Voluntary returns by country of return and projects in 2009

Country of return	Total	Thereof:		
		Project „A“	Project „B“	Project „C“
Viet Nam	66	23	37	6
Moldova	16	9	7	0
Georgia	11	0	11	0
China	9	8	1	0
Russia	6	3	3	0
Ukraine	5	0	5	0
Kosovo	4	1	3	0
Serbia	4	4	0	0
Albania	2	2	0	0
Uzbekistan	2	0	2	0
Armenia	1	1	0	0
Bangladesh	1	0	1	0
Belarus	1	0	1	0
Bosnia and Herzegovina	1	1	0	0
India	1	1	0	0
Indonesia	1	0	1	0
Kyrgyzstan	1	0	1	0
Laos	1	0	1	0
Macedonia	1	0	1	0
Namibia	1	1	0	0
Paraguay	1	0	1	0
Peru	1	1	0	0
Tanzania	1	0	1	0
Turkey	1	0	1	0
Total	139	55	78	6

Data provided by APD from the documents of International Organisation of Migration

Note:

Voluntary returns – include alien returns from Police Detention Centres for Aliens and from asylum institutions of the Migration Office of MOI SR.

Project „A“ - Strengthening the mechanisms and harmonisation of the standards in the field of voluntary returns of illegal migrants in Member States of the Central Europe.

Project „B“ - Helping to return and reintegration of unsuccessful asylum seekers and illegal migrants from the Slovak Republic to the country of origin.

Project „C“ - Cooperation Agreement between the International Organization for Migration and the Ministry of Interior of the Slovak Republic to assist the return of unsuccessful asylum seekers and illegal migrants to their country of origin.

2.7.3 Dublin Transfers

Transfers realized according to the Council Regulation 2003/343/EC (Dublin Regulation) by countries in 2009

Country	Total	Thereof:	
		Persons handed over	Persons handed over
Austria	144	19	125
Germany	39	3	36
Switzerland	14	0	14
Netherlands	13	0	13
Poland	13	11	2
Hungary	12	5	7
Norway	11	0	11
United Kingdom	10	0	10
Czech Republic	6	2	4
Romania	5	5	0
France	4	0	4
Sweden	4	0	4
Belgium	2	1	1
Denmark	1	1	0
Portugal	1	0	1
Spain	1	1	0
Total	280	48	232

Data provided by APD

Note:

Realized transfers according to the Dublin Regulation - if the Slovak Republic return a third country national to another Member State, which is to be responsible pursuant to the Dublin Convention for examining an application for asylum, or if the Slovak Republic accepts a third country national from another Member State, because of its responsibility.

Transfers realized according to Dublin Regulation by nationality in 2009

Nationality	Total	Thereof:	
		Persons handed over	Persons handed over
Russia	65	14	51
Georgia	58	1	57
India	25	0	25
Armenia	16	2	14
Afghanistan	15	1	14
Moldova	14	1	13
Iran	10	2	8
Nigeria	8	7	1
Pakistan	8	5	3
Syrian Arab Republic	8	0	8
Viet Nam	8	3	5
Azerbaijan	5	0	5
Bangladesh	4	0	4
China	4	1	3
Sri Lanka	4	0	4
Iraq	3	0	3
Serbia	3	2	1
Ukraine	3	0	3
Uzbekistan	3	0	3
Liberia	2	0	2
Albania	1	0	1
Algeria	1	1	0
Stateless	1	1	0
Egypt	1	0	1
Papua-New Guinea	1	1	0
Colombia	1	0	1
Lebanon	1	1	0
Libyan Arab Jamahiriya	1	1	0
Palestinian Territory Occupied	1	0	1
Rwanda	1	1	0
Somalia	1	0	1
Tunisia	1	1	0
Turkey	1	1	0
Uganda	1	1	0
Total	280	48	232

Data provided by APD

Persons taken over to Slovakia by nationality according to Dublin Regulation in 2009

Nationality	Total	Countries												
		AT	DE	SE	GB	NL	FR	PL	CZ	BE	NO	HU	PT	CH
Georgia	57	31	11	0	1	2	0	0	1	0	1	0	0	10
Russia	51	44	1	0	1	2	1	1	0	0	0	1	0	0
India	25	10	4	0	4	4	1	0	0	1	0	0	1	0
Afghanistan	14	2	2	1	1	0	1	0	0	0	7	0	0	0
Armenia	14	10	2	0	0	0	0	0	0	0	1	0	0	1
Moldova	13	12	0	0	0	0	0	0	1	0	0	0	0	0
Iran	8	1	4	1	0	2	0	0	0	0	0	0	0	0
Syrian Arab Republic	8	0	2	1	0	0	0	0	0	0	0	5	0	0
Azerbaijan	5	2	3	0	0	0	0	0	0	0	0	0	0	0
Viet Nam	5	1	1	0	0	0	0	1	1	0	0	1	0	0
Bangladesh	4	4	0	0	0	0	0	0	0	0	0	0	0	0
Sri Lanka	4	2	0	0	0	1	0	0	0	0	0	0	0	1
China	3	0	1	0	2	0	0	0	0	0	0	0	0	0
Iraq	3	0	1	0	0	0	0	0	0	0	2	0	0	0
Pakistan	3	1	2	0	0	0	0	0	0	0	0	0	0	0
Ukraine	3	1	1	0	0	0	0	0	1	0	0	0	0	0
Uzbekistan	3	1	0	0	0	0	0	0	0	0	0	0	0	2
Liberia	2	2	0	0	0	0	0	0	0	0	0	0	0	0
Nigeria	1	0	0	0	0	1	0	0	0	0	0	0	0	0
Serbia	1	0	0	1	0	0	0	0	0	0	0	0	0	0
Albania	1	0	1	0	0	0	0	0	0	0	0	0	0	0
Egypt	1	1	0	0	0	0	0	0	0	0	0	0	0	0
Colombia	1	0	0	0	0	0	1	0	0	0	0	0	0	0
Palestinian Territory	1	0	0	0	1	0	0	0	0	0	0	0	0	0
Somalia	1	0	0	0	0	1	0	0	0	0	0	0	0	0
Total	232	125	36	4	10	13	4	2	4	1	11	7	1	14

Data provided by APD

AT – Austria	CZ – Czech Republic
DE – Germany	DK – Denmark
SE – Sweden	NO – Norway
GB – United Kingdom	HU – Hungary
NL – Netherlands	RO – Romania
FR – France	CH – Switzerland
PL – Poland	PT – Portugal

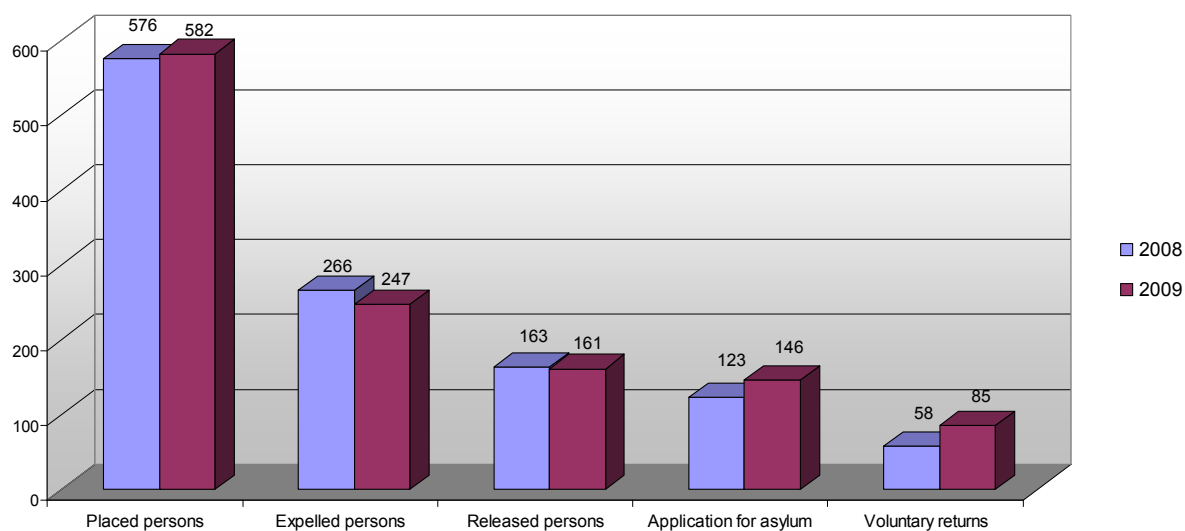
2.7.4 Activities of Police Detention Centres for Aliens

Activities of Police Detention Centres for Aliens in 2008 and 2009

	2008			2009		
	Total	Thereof:		Total	Thereof:	
		PDCA Medvedov	PDCA Sečovce		PDCA Medvedov	PDCA Sečovce
Placed	576	345	231	582	376	206
Expelled	266	217	49	247	186	61
Released	163	64	99	161	92	69
Application for asylum	123	41	82	146	76	70
Voluntary returns	58	34	24	85	48	37

Data provided by PDCA Medvedov and PDCA Sečovce

Activities of Police Detention Centres for Aliens in 2008 and 2009



Activities of Police Detention Centre for Aliens Medved'ov by nationality in 2009

Nationality	Thereof:				
	Placed	Expelled	Released	Application for Asylum	Voluntary returns
Afghanistan	5	0	1	1	0
Albania	4	2	0	0	0
Algeria	0	0	1	0	0
Armenia	2	0	1	0	0
Bangladesh	5	0	6	7	0
Bosnia and Herzegovina	2	1	0	0	1
Belarus	2	0	2	1	0
China	16	5	7	4	8
Egypt	1	1	0	0	0
Georgia	4	1	1	2	0
Guinea	1	0	0	0	0
Hong Kong	1	0	0	0	0
India	17	3	9	9	1
Iran	1	1	0	0	0
Iraq	2	0	3	2	0
Israel	1	1	0	0	0
Jamaica	1	0	0	0	0
Cuba	1	0	1	0	0
Kuwait	1	0	1	0	0
Laos	1	0	0	0	1
Lebanon	1	0	0	0	0
Libyan Arab Jamahiriya	1	0	0	0	0
Morocco	0	0	1	0	0
Macedonia	8	4	0	2	0
Moldova	12	2	1	0	7
Namibia	1	0	0	0	1
Niger	1	0	0	1	0
Nigeria	12	1	2	2	0
Pakistan	18	0	14	19	0
Palestinian Territory	1	0	1	1	0
Portugal	0	0	1	0	0
Russian Federation	11	5	3	3	2
Sri Lanka	2	0	0	0	0
Rwanda	1	0	0	0	0
Serbia	17	7	5	1	2
United States	1	1	0	0	0
Syrian Arab Republic	5	0	5	1	0
Tunisia	1	0	0	0	0
Turkey	5	3	1	1	0
Uganda	1	0	0	0	0
Ukraine	135	126	4	7	0
Viet Nam	74	22	21	12	25
Total	376	186	92	76	48

Data provided by PDCA Sečovce

Activities of Police Detention Centre for Aliens Sečovce by nationality in 2009

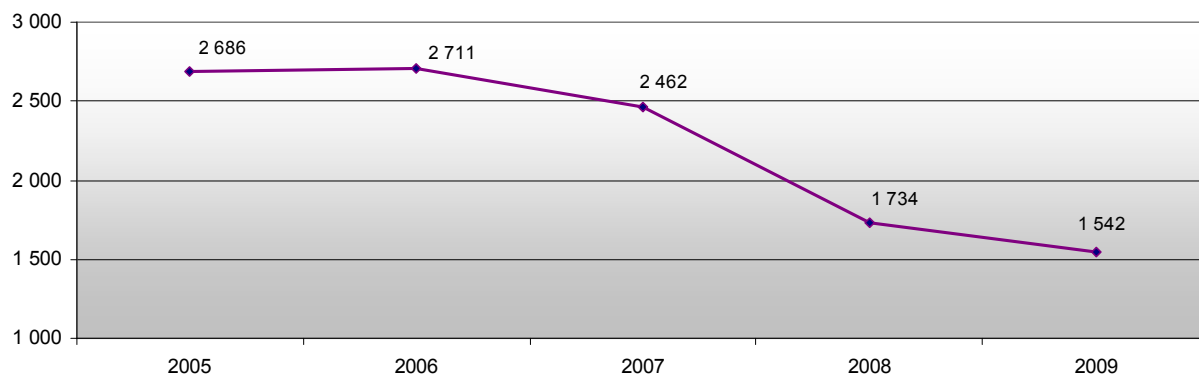
Nationality	Thereof:				
	Placed	Expelled	Released	Application for Asylum	Voluntary returns
Afghanistan	11	0	7	10	0
Albania	2	0	0	0	2
Algeria	1	0	0	0	0
Armenia	3	0	0	1	1
Bangladesh	2	0	2	0	0
Belarus	1	0	0	0	1
China	13	5	5	8	0
Georgia	32	5	11	17	10
India	9	0	8	6	0
Kazakhstan	3	3	0	1	0
Kyrgyzstan	1	0	0	0	1
Morocco	1	0	1	1	0
Moldova	26	11	2	4	8
Pakistan	16	1	13	15	0
Russia	21	1	3	3	2
Saudi Arabia	1	0	1	0	0
Serbia	7	0	1	1	5
Turkey	2	0	2	1	0
Ukraine	22	19	0	0	3
Viet Nam	32	16	13	2	4
Total	206	61	69	70	37

Data provided by PDCA Sečovce

2.7.5 Undesirable Person Record (Expulsions)

Overview of undesirable persons on the territory of the Slovak Republic, who were issued decision on administrative or judicial expulsion per years

2005	2006	2007	2008	2009
2 686	2 711	2 462	1 734	1 542



Undesirable persons by nationality in 2008 a 2009 - TOP 10

Nationality	2008		
	Total	Thereof:	
		AE	JE
Ukraine	679	594	85
Moldavia	311	264	47
Georgia	124	122	2
Pakistan	90	87	3
Afghanistan	77	77	0
India	74	70	4
Russia	59	55	4
China	56	54	2
Korea	53	53	0
Viet Nam	36	33	3
Other	175	160	15
Total	1 734	1 569	165

Nationality	2009		
	Total	Thereof:	
		AE	JE
Ukraine	472	392	80
Croatia	234	234	0
Moldova	174	161	13
Viet Nam	129	127	2
Georgia	94	93	1
Afghanistan	64	64	0
Pakistan	57	55	2
Russia	52	49	3
China	34	32	2
India	25	25	0
Other	207	202	5
Total	1 542	1 434	108

Undesirable Persons by reasons in 2008 a 2009

Reason	2008	2009
Entering or staying on the territory of the Slovak Republic without authorization	1 364	955
Judicial expulsion	165	108
Otherwise grossly or repeatedly breaching generally binding legal regulations	64	34
Performing an activity other than the one for which a temporary stay permit was granted	25	41
At the control under the Act 48/2002 when submitted a forged or modified document	33	11
Sentencing by a final decision for a deliberate crime and a punishment of expulsion was not imposed	29	34
Staying on the territory of the Slovak Republic based on an international treaty or a decision of the Government of the Slovak Republic and acting contrary to such international treaty or decision of the Government of the Slovak Republic	5	30
Purpose for which a temporary stay permit was granted to an alien cease to exist and alien failed to notify a police unit of this fact	2	73
Endangering security of the State, the public policy, health or the rights and freedoms of others and, on the determined territories, also the nature	2	239
Refusing to prove identity in credible manner	1	0
Frustrating enforcement of a decision of a State authority	17	0
Get married with the purpose to acquire residence permit	10	3
In a procedure of granting a residence permit, he/she wilfully states false or incomplete data	17	14
Total	1 734	1 542

2.7.6 Decisions of administrative and judicial expulsions related to illegal migration

Carried out decisions on expulsions during the year 2009 in proportion to issued decisions on expulsions

Nationality	Issued decisions on expulsions	Carried out decisions on expulsions		
		Total carried out	Thereof:	
			AE, JE issued in 2008	AE, JE issued in 2009
Ukraine	409	341	2	339
Moldova	189	182	1	181
Viet Nam	117	63	5	58
Georgia	97	82	1	81
Afghanistan	64	47	0	47
Pakistan	59	35	0	35
Russia	53	52	1	51
China	27	12	2	10
India	22	10	0	10
Armenia	23	21	0	21
Turkey	21	10	0	10
Korea Republic	20	0	0	0
Serbia	16	13	0	13
Nigeria	12	7	0	7
Somalia	12	11	0	11
Sri Lanka	11	9	0	9
Bangladesh	8	5	0	5
Syrian Arab Republic	6	5	0	5
Iraq	6	3	0	3
Iran	6	6	0	6
Albania	5	5	2	3
Belarus	5	4	0	4
Palestinian Territory	5	3	0	3
United States	5	1	0	1
Macedonia	4	3	0	3
Kazakhstan	3	2	0	2
Azerbaijan	2	2	0	2
Bosnia and Herzegovina	2	2	0	2
Israel	2	1	0	1
Mongolia	2	2	0	2
Algeria	1	1	0	1
Egypt	1	1	0	1
Eritrea	1	1	0	1
Hong Kong	1	0	0	0
Jamaica	1	1	0	1
Japan	1	0	0	0
Kyrgyzstan	1	1	0	1
Kuwait	1	0	0	0

Carried out decisions on expulsions during the year 2009 in proportion to issued decisions on expulsions (continuation of foregoing table)

Nationality	Issued decisions on expulsions	Carried out decisions on expulsions		
		Total carried out	Thereof:	
			AE, JE issued in 2008	AE, JE issued in 2009
Cuba	1	0	0	0
Laos	1	1	0	1
Lebanon	1	0	0	0
Libyan Arab Jamahiriya	1	1	0	1
Morocco	1	0	0	0
Unknown	1	1	0	1
Papua-New Guinea	1	1	0	1
Paraguay	1	0	0	0
Rwanda	1	1	0	1
Saudi Arabia	1	0	0	0
Tunisia	1	1	0	1
Turkmenistan	1	1	0	1
Uganda	1	1	0	1
Zimbabwe	1	0	0	0
Namibia	-	1	1	0
Total	1 235	953	15	938

Note:

Issued expulsions:

The aliens, who were issued administrative or judicial expulsion for illegal migration between 1.1.2009 - 31.12. 2009, (including the aliens detected by the authority of the other state and taken over to Slovakia under the readmission agreement)

Expulsions carried out:

The aliens, whom expulsions about administrative or judicial expulsion was carried out during the period 01. 01. - 31. 12. 2009, it means aliens actually left the territory of the SR one of the following methods:

1. Handed over under the readmission agreement to the territory of third country or territory of other Member State of EU,
2. Escort by units of Police Forces of SR to the territory of third country or territory of other Member State of EU (by land, by air),
3. Verified leaving the SR through the external borders in case of detection of illegal stay at the border crossing point at the exit from the SR,
4. Transfer from the SR under the Dublin Convention
5. Voluntary returns into the country of origin

2.8 UNAUTHORIZED TRANSFER OF CIGARETTES THROUGH THE EXTERNAL BORDER

Overview of number of detected smuggled cigarettes through the external border (§279 Penal Code) by individual months in 2009

Month	Total	Land border			Air border		
		Total	Thereof:		Total	Thereof:	
			from SR	to SR		from SR	to SR
January	131 400	131 400	0	131 400	0	0	0
February	25 380	25 380	0	25 380	0	0	0
March	24 517	24 517	0	24 517	0	0	0
April	824 780	824 780	0	824 780	0	0	0
May	896 060	896 060	0	896 060	0	0	0
June	751 460	751 460	0	751 460	0	0	0
July	1 537 580	1 537 580	0	1 537 580	0	0	0
August	759 000	759 000	0	759 000	0	0	0
September	651 077	651 077	0	651 077	0	0	0
October	7 659	7 659	0	7 659	0	0	0
November	152 540	152 540	0	152 540	0	0	0
December	679 340	679 340	0	679 340	0	0	0
Total	6 440 793	6 440 793	0	6 440 793	0	0	0

Detected smuggled cigarettes in DBP Sobrance by place of detection in 2009

Place of detection		Number of cases	Number of cigarettes	Price in €
Detected cigarettes at the border crossing points		144	760 553	83 468,63
Thereof	At person	5	3 000	331,81
	In the vehicles	39	79 700	8 034,86
	In the train	100	677 853	75 101,96
Detected cigarettes inland		37	5 680 240	570 565,72
Thereof	At person	1	26 000	2 912,19
	In the vehicles	11	1 717 540	165 340,17
	In the town	5	1 050 000	122 995,64
	In the forest	18	2 815 000	267 893,72
	In the river	2	71 700	11 424,00
Total		181	6 440 793	654 034,35

Detected smuggled cigarettes by individual Units of the Police Forces of DBP Sobrance and by place of detection in 2009

BCU PF		Number of cause	Number of cigarettes	Price in €
BCU PF Zboj		3	149 660	17 794,99
Thereof:	Inland in the vehicles	1	2 200	179,00
	Inland in the wood	2	147 460	17 615,99
BCU PF Topoľa		0	0	0
BCU PF Ulič		3	383 020	47 235,18
Thereof:	Inland in the vehicles	2	3 020	482,26
	Inland in the town	1	380 000	46 752,92
BCU PF Ubl'a		40	887 180	81 488,48
Thereof:	At the border crossing point in the vehicles	32	25 400	2 598,08
	At the border crossing point at the person	2	2 240	236,32
	Inland in the vehicles	1	40 000	4 220,00
	Inland in the wood	5	819 540	74 434,08
BCU PF Podhorod'		8	1 139 600	115 123,05
Thereof:	Inland in the wood	7	1 019 600	102 223,05
	Inland in the town	1	120 000	12 900,00
BCU PF Petrovce		5	1 098 920	108 360,72
Thereof:	Inland in the vehicles	3	868 920	85 018,00
	Inland in the town	2	230 000	23 342,72
BCU PF Vyšné Nemecké		9	474 400	48 108,70
Thereof:	At the border crossing point in the vehicles	7	54 300	5 436,78
	Inland in the wood	1	368 400	33 708,60
	Inland in the river Uh	1	51 700	8 963,32
BCU PF Maťovské Vojkovce		5	442 160	46 353,11
Thereof:	At the border crossing point at the person	1	200	25,13
	At the border crossing point in the train	4	441 960	46 327,98
BCU PF Veľké Slemence		3	26 560	2 982,55
Thereof:	At the border crossing point at the person	2	560	70,36
	Inland at the person	1	26 000	2 912,19
BCU PF Čierna nad Tisou		98	505 893	52 021,66
Thereof:	At the border crossing point in the train	96	235 893	28 773,98
	Inland in the river Latorica	1	20 000	2 460,68
	Inland in the wood	1	250 000	20 787,00
MU PF Sobrance		7	1 333 400	134 565,91
Thereof:	Inland in the vehicles	4	803 400	75 440,91
	Inland in the wood	2	210 000	19 125,00
	Inland in the town	1	320 000	40 000,00
Total		181	6 440 793	654 034,35

2.9 POSITIVE HITS IN POLICE RECORDS

Overview on number of apprehended persons and items based on searching and blocking police information records in 2009

		Total	Thereof:				
			DBAP Bratislava	DAP Nitra	DAP B. Bystrica	DBAP Prešov	DBP Sobrance
persons	Total	510	115	6	41	63	285
	Thereof: PATROS	132	30	4	40	25	33
	IBO	8	0	0	0	0	8
	INO	27	11	1	0	4	11
	SIS	343	74	1	1	34	233
vehicles	Total	31	0	0	1	0	30
	Thereof: PATRMV	6	0	0	1	0	5
	IBO	1	0	0	0	0	1
	SIS	24	0	0	0	0	24
items (documents)	Total	139	20	0	1	15	103
	Thereof: PATRDOC	53	6	0	1	9	37
	IBO	1	0	0	0	0	1
	SIS	85	14	0	0	6	65

Positive hits on persons according to Article 96 of the Schengen Agreement by nationality in 2009

Nationality	Total	Thereof:			
		External land border	External air border	APU PF	Other units
Ukraine	62	61	0	0	1
India	7	0	7	0	0
Moldova	3	3	0	0	0
Albania	2	1	0	1	0
Russia	2	1	1	0	0
Viet Nam	2	0	1	1	0
China	1	0	0	0	1
Gambia	1	0	1	0	0
Serbia	1	0	0	1	0
Total	81	66	10	3	2



Processed by:
Risk Analysis and Statistics Unit
Analysis and Strategic Management Centre
Bureau of Border and Alien Police
Ministry of Interior of the Slovak Republic

Vajnorská 25, 812 72 Bratislava
Tel: +421 9610 50778, Fax: +421 9610 59170
Internet: <http://www.minv.sk/?uhcp>
Intranet: <http://uhcp.minv.sk>
E-mail: casr@minv.sk