


**Presidium of the Police Force
Bureau of Border and Alien Police**

Statistical Overview of Legal and Illegal Migration in the Slovak Republic



2013

CONTENT

1	LEGAL MIGRATION.....	7
1.1	Legal Migration by Border Type	7
1.2	Residence Permits Granted in Slovakia	9
1.3	Visas.....	15
2	ILLEGAL MIGRATION.....	20
2.1	Illegal State Border Crossing of Slovakia	25
2.2	Illegal Stay in the Territory of the Slovak Republic	31
2.3	Unaccompanied Minors Apprehended for ISBC and IS.....	44
2.4	Applications for Asylum.....	45
2.5	Fraudulent travel, residence and other documents.....	50
2.6	Refusal of Entry	55
2.7	Facilitation and trafficking in human beings.....	61
2.7.1	Organized and criminal groups realization	62
2.8	Return Policy and Persons Taken Over to Slovakia	65
2.8.1	Readmission	65
2.8.2	Voluntary Returns	68
2.8.3	Dublin Transfers.....	70
2.8.4	Activities of Police Detention Centres for Aliens	74
2.8.5	Issued Decisions of Expulsion and Effective Returns	77
2.9	Unauthorized Transfer of Cigarettes through the External Border	82
2.10	Positive Hits in Police Records.....	84

ABBREVIATIONS

AE – Administrative Expulsion
TD – travel document
EC – European Community
EU – European Union
BCP - Border Crossing Point
IBO - Evidence of blocked persons, vehicles and things at the Border Crossing Points
IOM – International Organization of Migration
IS – Information systems
MU PF – Mobile Unit of the Police Force
MO MOI – Migration Office Ministry of Interior of the SR
MOI – Ministry of Interior of the SR
MFEA SR – Ministry of Foreign and European Affairs of the Slovak republic
MIU PF – Mobile Intervention Unit of the Police Force
NUCIM – National Unit Combating Illegal Migration
ISBC – Illegal State Border Crossing
IS – Illegal Stay
NVIS – National Visa Information System
AU PF - Asylum Unit of the Police Force
APU PF – Alien Police Unit of the Police Force
APD BBAP – Alien Police Department of Bureau of Border and Alien Police
CVAD – Central Visa Authority Department of Bureau of Border and Alien Police
BCU PF – Border Control Unit of the Police Force
PATRDOC – Evidence of search for documents
PATROS – Evidence of search for persons
PATRMV – Evidence of search for motor vehicles
PF – Police Force
P PF – Presidium of the Police Force
DBAP – Directorate of Border and Alien Police
SIS – Schengen Information System
SR – the Slovak Republic
JE – Judicial Expulsion
CC – Criminal code
BBAP - Bureau of Border and Alien Police
PDCA – Police detention centre for aliens
VIS – Visa Information System

DEFINITIONS OF APPLIED TERMS

a) Internal border - are sections of the state border of the SR, which represent the common land borders among the member states of Schengen area – what comprises sections of the state border of the SR with Austria, Hungary, Czech Republic, Poland and airports for intra-Schengen flights (flights to territory of member states or from their territory only, and without landing on a territory of third country),

b) External border – are sections of the state border of the SR, which represent the common land border with non-member state, and airports for external flights (non - Schengen), what comprises **land border** – state border of the SR with Ukraine, and **air border** – airport Bratislava, airport Poprad and airport Košice,

c) Illegal state border crossing – external border (land, air) – foreigner who illegally crossed or tried to cross illegally the state border of the SR, regardless of direction of crossing. It is being understood that the time between crossing the state border and apprehension of the person is not more than 48 hours; furthermore this person is apprehended on a territory of the SR by police patrol whose task is border control. The cases of readmission, where foreigner is apprehended outside of Slovak territory by authority of another country and is returned back to Slovakia by this authority on a basis of readmission agreement belong to the same category. This category includes only specific cases of readmission, when foreigner previously crossed the state border illegally and a time frame between his/her apprehension by authority of another country and illegal crossing of common border is no more than 48 hours.

d) Illegal stay at the territory of the SR – foreigner who was found illegally at the territory of the SR, not in compliance with the national legislation, regardless the fact he/she entered the territory of the SR legally or illegally, or this was discovered during border control on exit from Slovak republic with exception of ISBC.

Disaggregation of illegal stay

- inland:

- **after legal entry to the SR** - this group represents foreigners who were apprehended in inland for their illegal stay and entered previously (could enter) to the SR legally, but at the time of their control it came out that they are staying in the country illegally (overstayers with expired visa, residence permit, illegal work),
- **after illegal entry to the SR** - this group represents foreigners who were apprehended in inland for illegal stay and entered illegally to the SR previously,
- **after unknown entry to the SR** - this group represents foreigners who were apprehended in inland for illegal stay, but there is no evidence whether their entry to the SR legally or illegally,
- **in the airport area** – those foreigners are included in this category who were apprehended in the airport area, with exception of persons in category IS at the border crossing point at exit from the SR,

- on internal borders - this category includes third country nationals who illegally crossed or tried to cross illegally internal borders and were apprehended by police patrol responsible for inland police control in border area (e.g. spot-checks of intra – Schengen flights, joint patrols),

- at the border crossing point at exit from the SR - this group (divided to land border and airports, non-Schengen flights only) represents foreigners whose illegal stay was detected at the exit from the territory of the SR to third country during the border control at BCP,

- **persons apprehended by authorities of other country** - this group represents foreigners who were apprehended outside of the Slovak republic territory by authorities of another country and were returned to Slovak republic on a basis of Dublin Regulation or on a basis of readmission agreements and previously did not fulfil the definition of illegal stay on a territory of the SR,

e) Refusal of entry to third country national – third country nationals (except family members of EU citizens), to whom was formally refused to enter Slovak republic on border crossing point in accordance with Article 13 of Schengen Borders Code,

f) Refusal of entry to EU national – EU nationals and their family members, to whom was refused of entry to the Slovak republic on border crossing point in accordance with § 11 Act No. 404/2011 on Residence of Foreigners,

g) EU national – each person, who is not the national of the Slovak Republic and is a national of a Member State (the Member State means member state of EU, other state which is the part of Agreement on Economic Area and Switzerland),

h) Third country national – is each person, who is not the national of the Slovak republic and not the EU national (third country national includes also stateless persons)

i) Illegal migrant – person apprehended for illegal state border crossing or illegal stay,

j) Readmission related to illegal migration – is handing over and taking over of foreigners according to readmission agreements when this person previously illegally crossed state border of Slovak Republic or illegally stayed in a country after illegal entry,

k) Visa – Schengen area member state permission or decision, which is requested for transit or entry with assumption of stay on a territory of member state or several member states. Type of visa is defined as follows:

- **airport transit visa (type A)** – permission or decision allowing third country national, which falls under this specific requirement, to enter transit zone off given airport, without possibility to enter to territory of given member state during stop over or crossing between two international flights,

- **short stay visa (type C)** – permission or decision of member state, requested for entry with intended stay in this member state for a period of time not exceeding three months,

- **long stay visa (type D)** - permission or decision of member state, which is requested for entry with intended stay in this member state for a period of time more than three months.

1 LEGAL MIGRATION

1.1 Legal Migration by Border Type

Overview of persons and vehicles having crossed the external borders legally at border crossing points by the direction of crossing in 2012 and 2013

			2012		2013	
			from SR	to SR	from SR	to SR
LAND BORDER	Number of persons by the direction of crossing in total		921 422	1 022 341	899 692	969 733
	Thereof	EU nationals (including nationals of Slovak Republic)	524 335	582 539	480 173	498 242
		Third country nationals	397 087	439 802	419 519	471 491
	Number of persons in total		1 943 763		1 869 425	
	Number of vehicles by the direction of crossing in total		404 529	433 206	401 654	446 921
	Thereof	Passenger cars	338 061	351 837	335 972	363 147
		Buses	4 224	4 557	4 226	4 724
		Lorries	55 231	69 709	54 462	72 045
		Passenger trains	1 459	1 459	1 452	1 441
		Freight trains	5 548	5 644	5 542	5 564
		Other (i.e. motorbike)	6	-	-	-
Number of vehicles in total		837 735		848 575		
AIR BORDER	Number of persons by the direction of crossing in total		501 551	492 881	499 515	484 335
	Thereof	EU nationals (including nationals of Slovak Republic)	476 393	467 004	473 017	456 335
		Third country nationals	25 158	25 877	26 498	28 000
	Number of persons in total		994 432		983 850	
	Number of airplanes by the direction of crossing in total		4 734	4 740	4 525	4 538
	Number of airplanes in total		9 474		9 063	
Total number of persons			2 938 195		2 853 275	
Total number of vehicles			847 209		857 638	

Note:

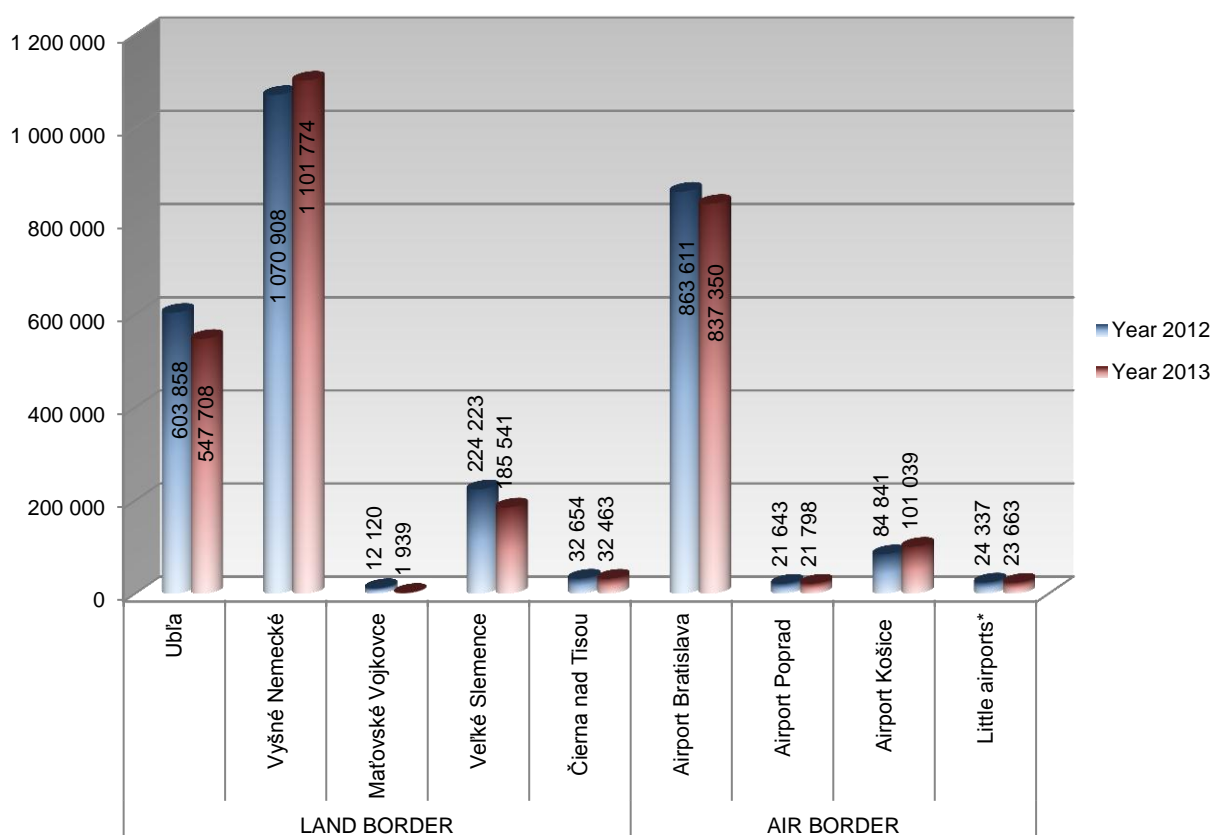
In case of airports, passengers travelling at non-schengen flights are counted only.

Overview of persons and vehicles having crossed the external border legally by the individual border crossing points in 2012 and 2013

		2012		2013	
		Persons	Vehicles	Persons	Vehicles
LAND BORDER	Ubl'a	603 858	283 030	547 708	230 679
	Vyšné Nemecké	1 070 908	540 595	1 101 774	603 897
	Maťovské Vojkovce	12 120	6 481	1 939	6 361
	Veľké Slemence	224 223	-	185 541	-
	Čierna nad Tisou	32 654	7 629	32 463	7 638
AIR BORDER	Airport Bratislava	863 611	8 057	837 350	7 590
	Airport Poprad	21 643	303	21 798	262
	Airport Košice	84 841	813	101 039	923
	Little airports*	24 337	301	23 663	288
Total		2 938 195	847 209	2 853 275	857 638

* Little airports (Airports Piešťany, Sliac, Nitra, Žilina and Prievidza are BCPs on little airports according to Reg. EU C 134)

Overview of persons having crossed the external border legally by the individual border crossing points in 2012 a 2013

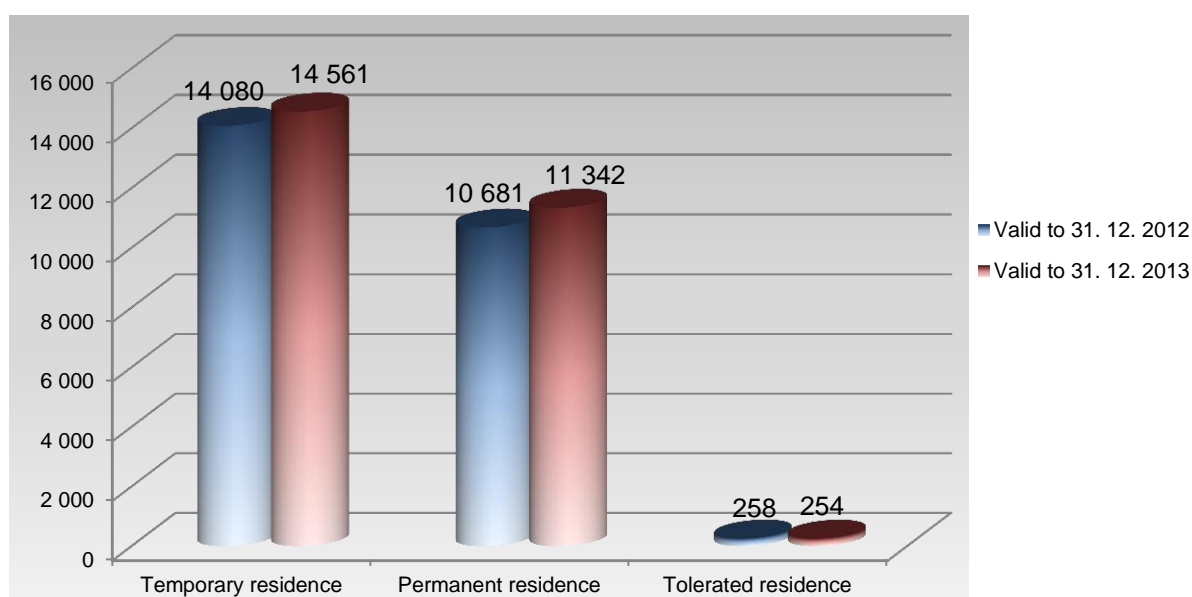


1.2 Residence Permits Granted in Slovakia

Types of valid residence permits at the end of reference years 2012 and 2013

Types of residence		valid to 31. 12. 2012	valid to 31. 12. 2013
Temporary residence		14 080	14 601
Thereof:	Third country nationals	14 080	14 561
	EU nationals	-	40
Permanent residence		53 437	56 699
Thereof:	Third country nationals	10 681	11 342
	EU nationals	42 756	45 357
Tolerated residence		360	349
Thereof:	Third country nationals	258	254
	EU nationals	102	95
Total		67 877	71 649
Thereof:	Third country nationals	25 019	26 157
	EU nationals	42 858	45 492

Types of residence permits granted to third country nationals at the end of reference years 2012 and 2013



Valid residence permits to 31. 12. 2013 – TOP - 40

Nationality	to 31. 12. 2013			
	Total number of permits	Thereof:		
		Temporary residence	Permanent residence	Tolerated Residence
Czech Republic	9 321	-	9 285	36
Hungary	6 912	-	6 902	10
Ukraine	6 898	4 021	2 838	39
Romania	5 949	-	5 943	6
Poland	5 050	-	5 045	5
Germany	4 093	-	4 089	4
Serbia	4 021	3 543	464	14
Russian Federation	2 633	1 201	1 426	6
Austria	2 147	-	2 146	1
Italy	2 140	-	2 138	2
Viet Nam	2 089	539	1 504	46
China	1 926	775	1 149	2
United Kingdom of Great Britain and Northern Ireland	1 710	-	1 710	-
Bulgaria	1 610	-	1 601	9
Korea, Republic of	1 528	1 128	400	-
France	1 233	-	1 231	2
United States of America	882	442	436	4
Spain	737	-	734	3
Macedonia	656	274	372	10
Norway	617	-	617	-
Croatia	616	44	569	3
Netherlands	471	-	470	1
Belgium	450	-	449	1
Turkey	418	233	179	6
Greece	414	-	411	3
Sweden	282	-	282	-
Israel	272	217	55	-
India	256	135	108	13
Slovenia	252	-	249	3
Portugal	245	-	245	-
Belarus	228	105	121	2
Denmark	228	-	228	-
Switzerland	228	-	228	-
Afghanistan	208	138	44	26
Thailand	204	136	68	-
Ireland	197	-	197	-
Egypt	193	39	152	2
Syrian Arab Republic	189	107	80	2
Libya	174	150	22	2
Iran (Islamic Republic of)	172	114	58	-
Other nationalities	3 800	1 260	2 454	86
Total	71 649	14 601	56 699	349

Valid residence permits to 31. 12. 2012 – TOP - 40

Nationality	to 31. 12. 2012			
	Total number of permits	Thereof:		
		Temporary residence	Permanent residence	Tolerated Residence
Czech republic	9 073	-	9 034	39
Hungary	6 542	-	6 529	13
Ukraine	6 379	3 621	2 720	38
Romania	6 087	-	6 078	9
Poland	4 795	-	4 791	4
Serbia	3 685	3 236	439	10
Germany	3 645	-	3 641	4
Russian Federation	2 395	1 059	1 328	8
Viet Nam	2 055	808	1 196	51
Austria	1 943	-	1 939	4
Italy	1 869	-	1 868	1
China	1 835	817	1 013	5
Bulgaria	1 760	-	1 751	9
Korea, Republic of	1 537	1 113	424	-
United Kingdom of Great Britain and Northern Ireland	1 512	-	1 512	-
France	1 420	-	1 417	3
United States of America	879	451	424	4
Spain	615	-	612	3
Norway	600	-	600	-
Macedonia	595	248	337	10
Croatia	486	178	303	5
Netherlands	449	-	447	2
Belgium	415	-	414	1
Turkey	374	201	167	6
Greece	323	-	323	-
Sweden	250	-	250	-
India	235	142	81	12
Denmark	233	-	233	-
Slovenia	224	-	221	3
Belarus	219	98	119	2
Switzerland	208	-	208	-
Libya	198	173	20	5
Portugal	198	-	197	1
Afghanistan	197	153	37	7
Israel	191	134	57	-
Egypt	182	42	138	2
Ireland	181	-	181	-
Thailand	178	131	47	-
Japan	159	102	57	-
Latvia	149	-	147	2
Other nationalities	3 607	1 373	2 137	97
Total	67 877	14 080	53 437	360

Types of valid residence permits to third country nationals by regions to 31. 12. 2012 and 31. 12. 2013

		to 31. 12. 2012	to 31. 12. 2013
Bratislava Region		9 615	10 234
Thereof:	Temporary residence	6 161	6 477
	Permanent residence	3 336	3 644
	Tolerated residence	118	113
Trnava Region		2 018	2 061
Thereof:	Temporary residence	1 113	1 034
	Permanent residence	841	967
	Tolerated residence	64	60
Trenčín Region		1 473	1 468
Thereof:	Temporary residence	752	742
	Permanent residence	712	719
	Tolerated residence	9	7
Nitra Region		2 098	2 162
Thereof:	Temporary residence	1 063	1 078
	Permanent residence	1 029	1 075
	Tolerated residence	6	9
Žilina Region		1 895	2 127
Thereof:	Temporary residence	1 082	1 248
	Permanent residence	803	868
	Tolerated residence	10	11
Banská Bystrica Region		1 378	1 468
Thereof:	Temporary residence	564	618
	Permanent residence	807	837
	Tolerated residence	7	13
Prešov Region		2 477	2 514
Thereof:	Temporary residence	1 139	1 120
	Permanent residence	1 315	1 368
	Tolerated residence	23	26
Košice Region		4 065	4 123
Thereof:	Temporary residence	2 206	2 244
	Permanent residence	1 838	1 864
	Tolerated residence	21	15
Total		25 019	26 157
Thereof:	Temporary residence	14 080	14 561
	Permanent residence	10 681	11 342
	Tolerated residence	258	254

Valid Residence permits to third country nationals to 31. 12. 2013 – TOP – 40

Nationality	to 31. 12. 2013			
	Total number of permits	Thereof:		
		Temporary residence	Permanent residence	Tolerated Residence
Ukraine	6 898	4 021	2 838	39
Serbia	4 021	3 543	464	14
Russian Federation	2 633	1 201	1 426	6
Viet Nam	2 089	539	1 504	46
China	1 926	775	1 149	2
Korea, Republic of	1 528	1 128	400	-
United States of America	882	442	436	4
Macedonia	656	274	372	10
Turkey	418	233	179	6
Israel	272	217	55	-
India	256	135	108	13
Belarus	228	105	121	2
Afghanistan	208	138	44	26
Thailand	204	136	68	-
Egypt	193	39	152	2
Syrian Arab Republic	189	107	80	2
Libya	174	150	22	2
Iran (Islamic Republic of)	172	114	58	-
Japan	149	98	51	-
Bosnia and Herzegovina	145	44	98	3
Brazil	139	59	80	-
Mexico	130	80	48	2
Kazakhstan	127	79	48	-
Saudi Arabia	113	107	6	-
Tunisia	110	3	105	2
Nigeria	106	7	96	3
Canada	102	35	65	2
Republic of Moldova	88	17	53	18
Armenia	87	35	50	2
Lebanon	83	26	57	-
Albania	79	10	68	1
Australia	74	21	53	-
Georgia	71	34	33	4
Palestinian Territory, Occupied	66	34	32	-
Cuba	63	3	60	-
Pakistan	62	8	47	7
Iraq	61	33	26	2
South Africa	60	10	50	-
Indonesia	56	36	19	1
Jordan	55	19	36	-
Other nationalities	1 184	466	685	33
Total	26 157	14 561	11 342	254

Valid Residence permits to third country nationals to 31. 12. 2012 – TOP – 40

Nationality	to 31. 12. 2012			
	Total number of permits	Thereof:		
		Temporary residence	Permanent residence	Tolerated Residence
Ukraine	6 379	3 621	2 720	38
Serbia	3 682	3 235	437	10
Russian Federation	2 395	1 059	1 328	8
Viet Nam	2 055	808	1 196	51
China	1 835	817	1 013	5
Korea, Republic of	1 537	1 113	424	-
United States of America	879	451	424	4
Macedonia	595	248	337	10
Croatia	486	178	303	5
Turkey	374	201	167	6
India	235	142	81	12
Belarus	219	98	119	2
Libya	198	173	20	5
Afghanistan	197	153	37	7
Israel	191	134	57	-
Egypt	182	42	138	2
Thailand	178	131	47	-
Japan	159	102	57	-
Iran	140	78	62	-
Syrian Arab Republic	135	73	62	-
Brazil	132	54	78	-
Bosnia and Herzegovina	131	36	92	3
Somalia	126	104	12	10
Mexico	125	81	42	2
Kazakhstan	116	72	44	-
Saudi Arabia	114	109	5	-
Canada	107	49	57	1
Nigeria	103	9	92	2
Tunisia	99	1	96	2
Armenia	93	41	50	2
Republic of Moldova	86	24	44	18
Lebanon	73	26	46	1
Georgia	72	43	26	3
Albania	70	10	58	2
Australia	70	23	47	-
Pakistan	66	16	50	-
South Africa	66	13	44	9
Cuba	64	4	60	-
Palestinian Territory Occupied	63	31	31	1
Iraq	60	33	25	2
Other nationalities	1 132	444	653	35
Total	25 019	14 080	10 681	258

1.3 Visas

Request for visas and visas granted according to type of the visas on Embassies of Slovak republic according to citizenship in 2013 – TOP 20

2013								
Nationality	Total	Request for visa			Total	Granted visa		
		Visa type A	Visa type C	Visa type D		Visa type A	Visa type C	Visa type D
Ukraine	88 095	1	87 846	248	87 206	-	86 959	247
Russian Federation	28 196	-	28 039	157	27 965	-	27 876	89
Belarus	6 259	-	6 248	11	6 198	-	6 187	11
China	1 461	-	1 356	105	1 437	-	1 332	105
Turkey	1 271	-	1 137	134	1 241	-	1 107	134
Kuwait	950	-	950	-	940	-	940	-
India	704	1	680	23	649	-	626	23
Egypt	607	-	592	15	519	-	504	15
Iraq	592	-	584	8	398	-	390	8
Nigeria	468	-	462	6	220	-	214	6
Kazakhstan	414	-	402	12	413	-	401	12
South Africa	398	-	396	2	390	-	388	2
Iran	357	-	334	23	312	-	288	24
Viet Nam	281	-	185	96	224	-	128	96
Kenya	280	-	273	7	238	-	231	7
Areas not elsewhere specified (Kosovo)	215	-	212	3	168	-	165	3
Indonesia	158	-	154	4	152	-	148	4
Thailand	137	-	126	11	135	-	124	11
Uzbekistan	131	-	123	8	117	-	109	8
Afghanistan	119	-	26	93	96	-	11	85
Somalia	117	-	-	117	116	-	-	116
Other nationalities	1 256	-	1 077	179	1 121	-	950	171
Total	132 466	2	131 202	1 262	130 255	0	129 078	1 177

Data submitted to APD BBAP by NVIS MFEA SR

Request for visas and visas granted according to type of the visas on Embassies of Slovak republic according to citizenship in 2012 – TOP 20

Nationality	2012							
	Total	Request for visa			Total	Granted visa		
		Visa type A	Visa type C	Visa type D		Visa type A	Visa type C	Visa type D
Ukraine	44 093	6	43 757	330	43 742	5	43 421	316
Russian Federation	18 003	1	17 927	75	17 936	1	17 859	76
Belarus	4 277	-	4 272	5	4 279	-	4 274	5
China	1 359	-	1 246	113	1 357	-	1 243	114
Turkey	1 164	-	1 047	117	1 137	-	1 022	115
Kuwait	843	-	842	1	837	-	836	1
India	748	1	713	34	683	-	648	35
Egypt	710	1	686	23	654	1	631	22
Georgia	680	-	678	2	636	-	634	2
South Africa	643	-	637	6	640	-	634	6
Kazakhstan	568	-	547	21	564	-	543	21
Iraq	357	-	345	12	272	-	260	12
Indonesia	336	-	335	1	334	-	333	1
Kenya	305	1	303	1	222	-	221	1
Iran	300	-	281	19	226	-	208	18
Viet Nam	299	-	194	105	232	-	133	99
Syrian Arab Republic	190	-	180	10	155	-	145	10
Thailand	164	-	138	26	164	-	138	26
Areas not elsewhere specified (Kosovo)	139	-	137	2	135	-	133	2
Uzbekistan	137	-	132	5	135	-	130	5
Nigeria	134	-	133	1	87	-	86	1
Other nationalities	1 488	-	1 200	288	1 330	-	1 043	287
Total	76 937	10	75 730	1 197	75 757	7	74 575	1 175

Data submitted to APD BBAP by NVIS MFEA SR

Security checks about requests for visas sent from MFEA SR for 2012 and 2013

Month	2012				2013			
	Total	Thereof the opinion of CVAD:			Total	Thereof the opinion of CVAD:		
		approving	disapproving	binding		approving	disapproving	binding
January	3 757	3 752	5	-	6 848	6 830	17	1
February	5 548	5 531	17	-	12 766	12 752	14	-
March	5 910	5 895	13	2	14 720	14 644	75	1
April	5 010	5 006	4	-	16 426	16 357	67	2
May	6 900	6 894	6	-	11 274	11 240	34	-
Jun	9 266	9 258	5	3	12 156	12 142	14	-
July	7 509	7 495	14	-	10 114	10 103	11	-
August	6 324	6 318	6	-	7 494	7 481	13	-
September	5 404	5 397	7	-	6 674	6 667	7	-
October	6 083	6 054	29	-	9 088	9 066	22	-
November	8 022	8 013	9	-	12 064	12 055	9	-
December	12 414	12 405	9	-	17 833	17 826	7	-
Total	82 147	82 018	124	5	137 457	137 163	290	4

Data submitted by APD BBAP

Security checks about requests for visas sent from other EU embassies for 2012 and 2013

Month	2012			2013		
	Total	Thereof the opinion of CVAD:		Total	Thereof the opinion of CVAD:	
		approving	disapproving		approving	disapproving
January	39 886	39 876	10	42 391	42 380	11
February	44 709	44 700	9	45 318	45 306	12
March	48 546	48 534	12	46 836	46 822	14
April	51 196	51 186	10	54 852	54 844	8
May	67 682	67 668	14	66 303	66 298	5
Jun	66 075	66 060	15	66 833	66 818	15
July	66 058	66 043	15	66 496	66 488	8
August	59 199	59 193	6	57 080	57 074	6
September	53 334	53 322	12	61 451	61 441	10
October	46 876	46 862	14	53 337	53 326	11
November	44 881	44 869	12	46 559	46 553	6
December	38 722	38 706	16	41 666	41 654	12
Total	627 164	627 019	145	649 122	649 004	118

Data submitted by APD BBAP

Negative statement of Central Visa Authority Department of Bureau of Border and Alien Police to the visa application according to the hit in Schengen information system for purpose of entry refusal divided in accordance to the nationality in 2013.

Nationality	Total	Thereof:	
		MFEA SR	VIS
Ukraine	66	66	-
Nigeria	54	1	53
Pakistan	15	-	15
Iran (Islamic Republic of)	13	-	13
Libya	7	-	7
Egypt	6	1	5
Iraq	2	-	2
Russian Federation	2	2	-
Afghanistan	1	-	1
China	1	1	-
Georgia	1	1	-
India	1	1	-
Areas not elsewhere specified (Kosovo)	1	1	-
Turkey	1	1	-
Total	171	75	96

Data submitted by APD BBAP

Number of invitations verified by Alien Police Units of the Police Force in 2012 and 2013

Invitations		2012	2013
Official		1 583	1 448
Private		2 793	2 230
The number of verifications made total		4 376	3 678
Thereof:	Total number of verified invitations	4 045	3 298
	Total number of unverified invitations	331	380

Data submitted by APD BBAP

Number of executed security checks about invitations for Alien Police Units of the Police Force by nationality in 2013 - TOP 10

Nationality	Total	Invitations	
		Official	Private
Ukraine	712	42	670
India	238	178	60
China	234	151	83
Russian Federation	133	15	118
Viet Nam	114	34	80
Egypt	80	34	46
Georgia	55	2	53
Armenia	48	20	28
Iran (Islamic Republic of)	42	17	25
Turkey	32	29	3
Other nationalities	1 990	926	1 064
Total	3 678	1 448	2 230

Data submitted by APD BBAP

Negative statement of Central Visa Authority Department of Bureau of Border and Alien Police to the invitation letter according to the hit in Schengen information system for purpose of entry refusal divided in accordance to the nationality and type of invitation in 2013.

Nationality	Total	Thereof disapproving opinion of CVAD	
		Private invitations	Official invitations
Mongolia	1	-	1
Ukraine	1	1	-
Total	2	1	1

Data submitted by APD BBAP

2 ILLEGAL MIGRATION

Overview of illegal migration in the territory of the SR in 2012 and 2013

		2012			2013		
		Total	Thereof:		Total	Thereof:	
			to SR	from SR		to SR	from SR
ILLEGAL STATE BORDER CROSSING	External land border between BCPs	514	513	1	351	349	2
	External land border at BCPs	139	139	0	44	44	0
	External air border	5	1	4	3	2	1
	Total	658	653	5	398	395	3
ILLEGAL STAY	Inland	513	---	---	424	---	---
	At internal borders	2			0		
	At BCPs at the exit from the SR	274			224		
	After return from other member state	32			45		
	Total	821			693		
Total		1 479			1 091		

Overview of illegal migration in the territory of the SR by nationality in 2013

Nationality	Illegal migration Total	ILLEGAL STATE BORDER CROSSING			ILLEGAL STAY			
		Land border:		Airports	Inland	Internal border	At the BCPs at exit from the SR	After return from other MS
		Between BCPs	At BCPs					
Ukraine	393	44	35	-	101	-	209	4
Afghanistan	120	75	-	-	41	-	-	4
Somalia	61	55	-	-	6	-	-	-
Republic of Moldova	58	32	-	-	21	-	5	-
Georgia	57	49	4	-	4	-	-	-
Russian Federation	37	9	-	2	17	-	9	-
Eritrea	34	28	-	-	6	-	-	-
Viet Nam	24	-	-	-	23	-	-	1
Serbia	22	-	-	-	18	-	-	4
Syrian Arab Republic	22	16	-	-	5	-	-	1
Pakistan	18	-	-	-	15	-	-	3
China	16	-	-	-	13	-	-	3
Areas not elsewhere specified (Kosovo)	15	-	-	-	4	-	-	11
Macedonia	14	-	-	-	14	-	-	-
Turkey	14	5	-	-	9	-	-	-
United States of America	12	-	-	-	12	-	-	-
Libya	10	-	-	-	10	-	-	-
Belarus	9	2	-	-	6	-	-	1
Sudan	8	7	-	-	1	-	-	-
Croatia	7	-	-	-	7	-	-	-
Iran (Islamic Republic of)	7	-	-	-	5	-	-	2
Iraq	7	-	-	-	3	-	-	4
Kuwait	7	-	-	-	7	-	-	-
Nigeria	6	-	-	-	5	-	-	1
Tunisia	6	-	-	-	6	-	-	-
Armenia	5	3	-	-	2	-	-	-
India	5	1	-	-	3	-	1	-
Canada	5	-	-	-	5	-	-	-
Mongolia	5	5	-	-	-	-	-	-
Senegal	5	-	-	-	5	-	-	-
Sri Lanka	5	4	-	-	1	-	-	-
Thailand	5	-	-	-	5	-	-	-
Albania	4	-	-	1	2	-	-	1
Bangladesh	4	3	-	-	1	-	-	-
Bosnia and Herzegovina	4	-	-	-	3	-	-	1
Guinea	4	2	2	-	-	-	-	-
Israel	4	-	-	-	4	-	-	-
Korea, Republic of	4	-	-	-	4	-	-	-
Morocco	4	-	-	-	4	-	-	-
Mexico	4	-	-	-	4	-	-	-
Myanmar	4	4	-	-	-	-	-	-
Algeria	3	-	-	-	3	-	-	-
Brazil	3	-	-	-	3	-	-	-
Palestinian Territory, Occupied	3	-	-	-	3	-	-	-



Is continuing on the next page



Continued from the previous page

Nationality	Illegal migration Total	ILLEGAL STATE BORDER CROSSING			ILLEGAL STAY			
		Land border:		Airports	Inland	Internal border	At the BCPs at exit from the SR	After return from other MS
		Between BCPs	At BCPs					
Egypt	2	-	-	-	2	-	-	-
Cameroon	2	1	1	-	-	-	-	-
Kenya	2	-	-	-	-	-	-	2
Côte d'Ivoire	2	2	-	-	-	-	-	-
Saudi Arabia	2	-	-	-	2	-	-	-
Australia	1	-	-	-	1	-	-	-
Denmark	1	-	1	-	-	-	-	-
Ethiopia	1	1	-	-	-	-	-	-
Philippines	1	-	-	-	1	-	-	-
Japan	1	-	-	-	1	-	-	-
Jordan	1	-	-	-	-	-	-	1
South Africa	1	-	-	-	1	-	-	-
Kyrgyzstan	1	-	-	-	1	-	-	-
Democratic Republic of the Congo	1	1	-	-	-	-	-	-
Congo	1	-	1	-	-	-	-	-
Cuba	1	-	-	-	1	-	-	-
Lebanon	1	-	-	-	-	-	-	1
Mali	1	1	-	-	-	-	-	-
Namibia	1	-	-	-	1	-	-	-
Romania	1	-	-	-	1	-	-	-
Sierra Leone	1	-	-	-	1	-	-	-
Togo	1	1	-	-	-	-	-	-
Total	1 091	351	44	3	424	0	224	45

Overview of illegal migration in the territory of the SR by nationality in 2012

Nationality	Illegal migration Total	ILLEGAL STATE BORDER CROSSING			ILLEGAL STAY			
		Land border:		Airports	Inland	Internal border	At the BCPs at exit from the SR	After return from other MS
		Between BCPs	At BCPs					
Ukraine	380	14	39	-	94	-	232	1
Somalia	287	256	-	-	31	-	-	-
Republic of Moldova	101	55	-	-	44	-	2	-
Afghanistan	84	64	-	-	15	-	-	5
Georgia	70	48	-	-	22	-	-	-
Russian Federation	56	8	-	-	18	-	30	-
Congo	49	-	49	-	-	-	-	-
Eritrea	39	32	-	-	7	-	-	-
Democratic Republic of the Congo	30	-	29	-	1	-	-	-
Serbia	29	-	-	-	27	-	-	2
Libya	28	-	-	-	28	-	-	-
China	24	-	-	-	24	-	-	-
Viet Nam	24	-	-	-	20	-	1	3
United States of America	22	-	-	-	22	-	-	-
Korea, Republic of	20	-	-	-	20	-	-	-
Algeria	18	-	-	-	17	-	-	1
Bangladesh	17	13	-	-	4	-	-	-
Turkey	17	7	1	-	5	-	-	4
Cameroon	14	1	10	-	3	-	-	-
Macedonia	11	-	-	-	7	-	-	4
Morocco	10	-	-	-	10	-	-	-
Syrian Arab Republic	10	2	-	-	5	2	1	-
Armenia	9	2	1	-	5	-	1	-
Egypt	7	-	-	-	7	-	-	-
Pakistan	7	2	-	-	4	-	-	1
Albania	6	-	-	4	2	-	-	-
Bosnia and Herzegovina	6	-	-	-	5	-	-	1
Guinea	6	2	4	-	-	-	-	-
Nigeria	6	-	2	1	3	-	-	-
Palestinian Territory, Occupied	6	1	-	-	1	-	-	4
Belarus	5	-	-	-	4	-	1	-
Brazil	5	-	-	-	5	-	-	-
Areas not elsewhere specified (Kosovo)	5	-	-	-	2	-	-	3
Iran (Islamic Republic of)	4	-	-	-	2	-	2	-
Kazakhstan	4	1	-	-	1	-	2	-
Senegal	4	-	2	-	2	-	-	-
Tunisia	4	-	-	-	4	-	-	-
Stateless	3	2	-	-	-	-	-	1
Croatia	3	-	-	-	3	-	-	-
Israel	3	-	-	-	2	-	1	-
Mexico	3	-	-	-	3	-	-	-
Saudi Arabia	3	-	-	-	3	-	-	-
Sierra Leone	3	-	-	-	3	-	-	-
Argentina	2	-	-	-	2	-	-	-
Ethiopia	2	2	-	-	-	-	-	-



Is continuing on the next page



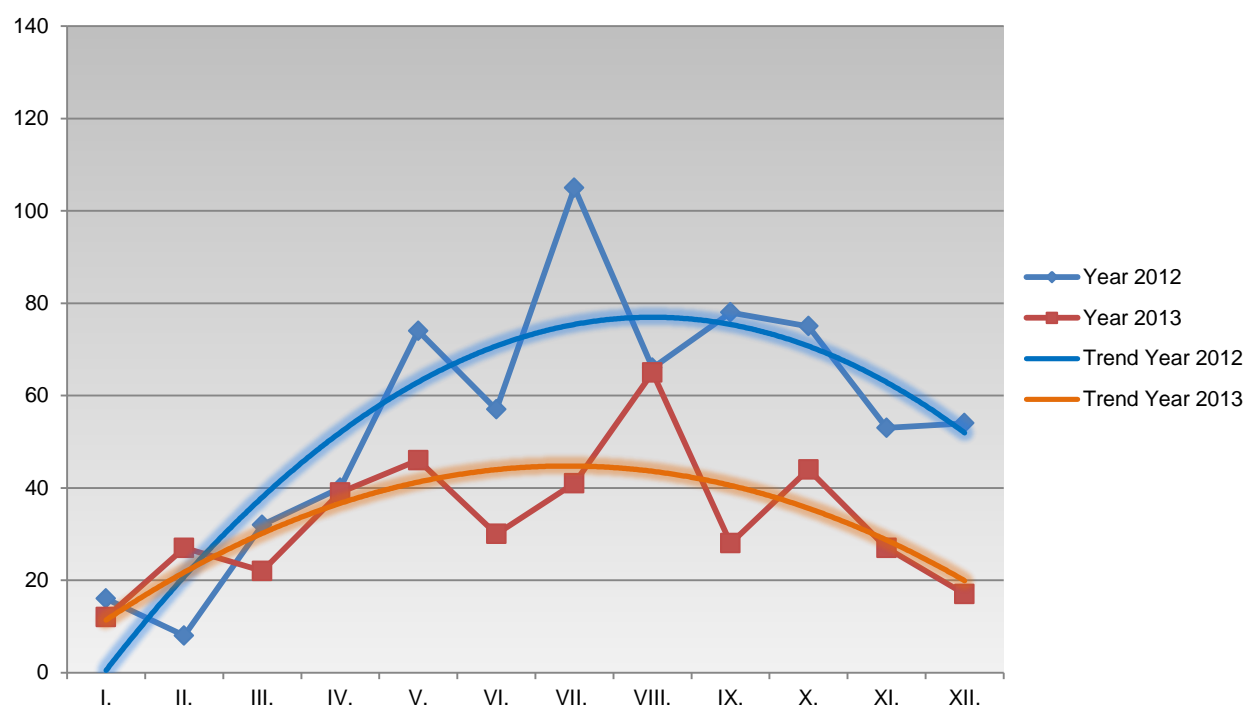
Continued from the previous page

Nationality	Illegal migration Total	ILLEGAL STATE BORDER CROSSING			ILLEGAL STAY			
		Land border:		Airports	Inland	Internal border	At the BCPs at exit from the SR	After return from other MS
		Between BCPs	At BCPs					
Japan	2	-	-	-	2	-	-	-
South Africa	2	-	-	-	2	-	-	-
Kenya	2	-	-	-	2	-	-	-
Lebanon	2	-	-	-	2	-	-	-
Mauritius	2	-	-	-	2	-	-	-
Mongolia	2	-	-	-	1	-	-	1
Côte d'Ivoire	2	-	1	-	1	-	-	-
Thailand	2	-	-	-	2	-	-	-
Angola	1	-	-	-	1	-	-	-
Australia	1	-	-	-	1	-	-	-
Azerbaijan	1	-	-	-	1	-	-	-
Czech Republic	1	-	-	-	1	-	-	-
Montenegro	1	-	-	-	1	-	-	-
Chile	1	-	-	-	1	-	-	-
Philippines	1	-	-	-	1	-	-	-
Gabon	1	-	1	-	-	-	-	-
Jordan	1	-	-	-	1	-	-	-
Canada	1	-	-	-	-	-	1	-
Kyrgyzstan	1	-	-	-	1	-	-	-
Nepal	1	-	-	-	-	-	-	1
Unknown	1	1	-	-	-	-	-	-
Peru	1	-	-	-	1	-	-	-
Romania	1	-	-	-	1	-	-	-
Sudan	1	1	-	-	-	-	-	-
Taiwan	1	-	-	-	1	-	-	-
Total	1 479	514	139	5	513	2	274	32

2.1 Illegal State Border Crossing of Slovakia

Overview of illegal state border crossing of Slovak republic by months in 2012 and 2013

	Total	I.	II.	III.	IV.	V.	VI.	VII.	VIII.	IX.	X.	XI.	XII.
2012	658	16	8	32	40	74	57	105	66	78	75	53	54
2013	398	12	27	22	39	46	30	41	65	28	44	27	17



Overview of illegal state border crossing by nationality, place and direction in 2013

Nationality	ILLEGAL STATE BORDER CROSSING			Thereof:					
				Land border between BCPs		Land border at BCPs		Air border (non-Schengen flights)	
	Total	Thereof:		to SR	from SR	to SR	from SR	to SR	from SR
Ukraine	79	78	1	43	1	35	-	-	-
Afghanistan	75	75	-	75	-	-	-	-	-
Somalia	55	55	-	55	-	-	-	-	-
Georgia	53	53	-	49	-	4	-	-	-
Republic of Moldova	32	31	1	31	1	-	-	-	-
Eritrea	28	28	-	28	-	-	-	-	-
Syrian Arab Republic	16	16	-	16	-	-	-	-	-
Russian Federation	11	11	-	9	-	-	-	2	-
Sudan	7	7	-	7	-	-	-	-	-
Mongolia	5	5	-	5	-	-	-	-	-
Turkey	5	5	-	5	-	-	-	-	-
Guinea	4	4	-	2	-	2	-	-	-
Myanmar	4	4	-	4	-	-	-	-	-
Sri Lanka	4	4	-	4	-	-	-	-	-
Armenia	3	3	-	3	-	-	-	-	-
Bangladesh	3	3	-	3	-	-	-	-	-
Belarus	2	2	-	2	-	-	-	-	-
Cameroon	2	2	-	1	-	1	-	-	-
Côte d'Ivoire	2	2	-	2	-	-	-	-	-
Albania	1	-	1	-	-	-	-	-	1
Denmark	1	1	-	-	-	1	-	-	-
Ethiopia	1	1	-	1	-	-	-	-	-
India	1	1	-	1	-	-	-	-	-
Democratic Republic of the Congo	1	1	-	1	-	-	-	-	-
Congo	1	1	-	-	-	1	-	-	-
Mali	1	1	-	1	-	-	-	-	-
Togo	1	1	-	1	-	-	-	-	-
Total	398	395	3	349	2	44	0	2	1

Overview of illegal state border crossing by nationality, place and direction in 2012

Nationality	ILLEGAL STATE BORDER CROSSING			Thereof:					
				Land border between BCPs		Land border at BCPs		Air border (non-Schengen flights)	
	Total	Thereof:		to SR	from SR	to SR	from SR	to SR	from SR
Somalia	256	256	-	256	-	-	-	-	-
Afghanistan	64	64	-	64	-	-	-	-	-
Republic of Moldova	55	54	1	54	1	-	-	-	-
Ukraine	53	53	-	14	-	39	-	-	-
Congo	49	49	-	-	-	49	-	-	-
Georgia	48	48	-	48	-	-	-	-	-
Eritrea	32	32	-	32	-	-	-	-	-
Democratic Republic of the Congo	29	29	-	-	-	29	-	-	-
Bangladesh	13	13	-	13	-	-	-	-	-
Cameroon	11	11	-	1	-	10	-	-	-
Russian Federation	8	8	-	8	-	-	-	-	-
Turkey	8	8	-	7	-	1	-	-	-
Guinea	6	6	-	2	-	4	-	-	-
Albania	4	-	4	-	-	-	-	-	4
Armenia	3	3	-	2	-	1	-	-	-
Nigeria	3	3	-	-	-	2	-	1	-
Stateless	2	2	-	2	-	-	-	-	-
Ethiopia	2	2	-	2	-	-	-	-	-
Pakistan	2	2	-	2	-	-	-	-	-
Senegal	2	2	-	-	-	2	-	-	-
Syrian Arab Republic	2	2	-	2	-	-	-	-	-
Gabon	1	1	-	-	-	1	-	-	-
Kazakhstan	1	1	-	1	-	-	-	-	-
Unknown	1	1	-	1	-	-	-	-	-
Palestinian Territory, Occupied	1	1	-	1	-	-	-	-	-
Côte d'Ivoire	1	1	-	-	-	1	-	-	-
Sudan	1	1	-	1	-	-	-	-	-
Total	658	653	5	513	1	139	0	1	4

Overview of illegal state border crossing by place and modus operandi in 2013

			Number of migrants
LAND BORDER	Between BCPs	On foot without travel document	319
		On foot with own genuine travel document	32
		Total	351
	At BCPs	False/counterfeit travel document	29
		False/counterfeit visa, residence permit	8
		Person trying to avoid border control	1
		Person with alert for refusal of entry based on record at inland security records	6
		Total	44
AIR BORDER	False/counterfeit travel document	2	
	False/counterfeit visa, residence permit	1	
	Total	3	
TOTAL			398

Overview of illegal state border crossing by place and modus operandi in 2012

			Number of migrants
LAND BORDER	Between BCPs	On foot without travel document	471
		On foot with own genuine travel document	42
		False/counterfeit travel document	1
		Total	514
	At BCPs	False/counterfeit travel document	39
		False/counterfeit visa, residence permit	88
		Asylum seeker at BCP on entry to the SR, without travel document	5
		Person with alert for refusal of entry based on record at inland security records	7
		Total	139
AIR BORDER	Travel document of another person, travel document fraudulently obtained		3
	False/counterfeit travel document		2
	Total		5
TOTAL			658

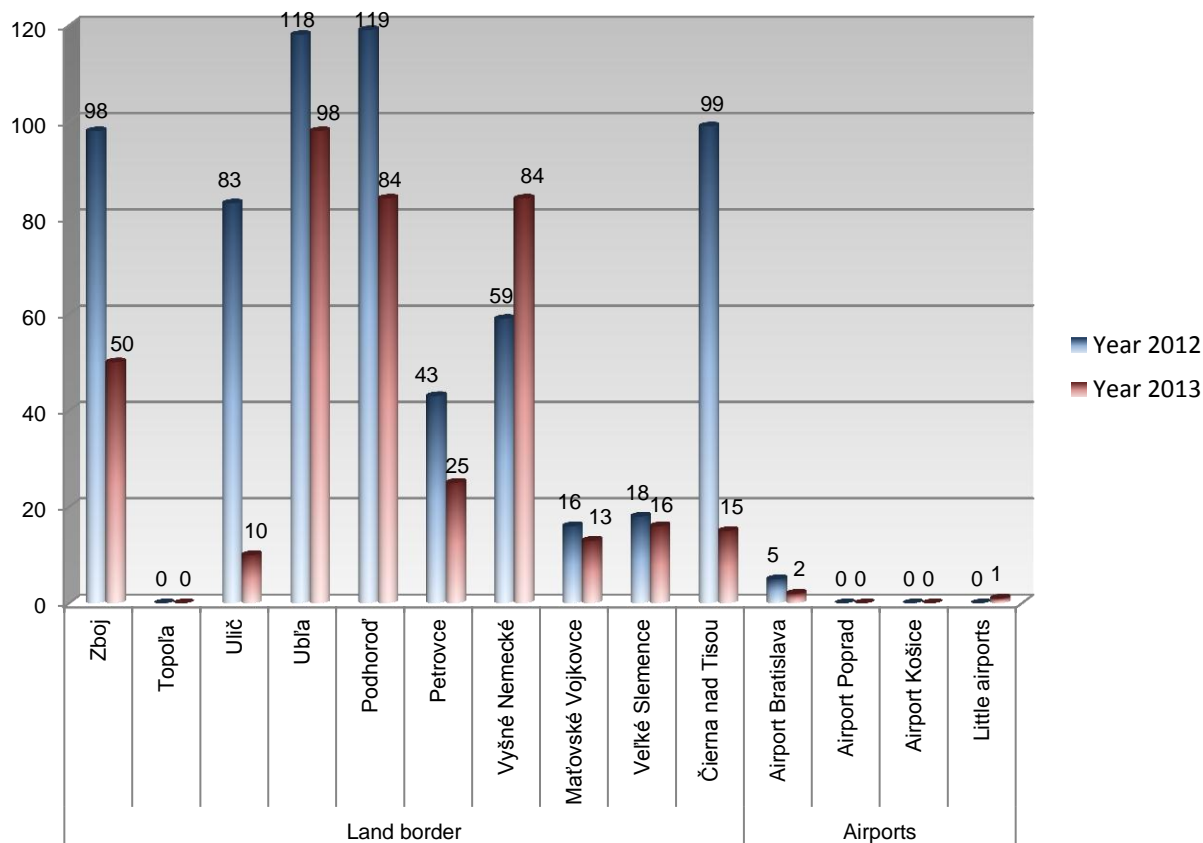
Overview of illegal state border crossing by individual BCU PF in 2013

Nationality	Total	Divided by BCU PF:													
		Zboj	Topoľa	Ulič	Ubl'a	Podhorod'	Petrovce	Vyšné Nemecké	Mat'ovské Vojkovce	Veľké Slemence	Čierna nad Tisou	Airport Bratislava	Airport Poprad	Airport Košice	Little airports
Ukraine	79	-	-	2	13	23	1	37	1	2	-	-	-	-	-
Afghanistan	75	16	-	-	33	7	-	13	-	-	6	-	-	-	-
Somalia	55	5	-	3	10	27	1	3	-	6	-	-	-	-	-
Georgia	53	-	-	-	25	3	8	9	-	4	4	-	-	-	-
Republic of Moldova	32	-	-	2	2	9	5	12	1	1	-	-	-	-	-
Eritrea	28	15	-	3	-	9	-	-	-	1	-	-	-	-	-
Syrian Arab Republic	16	5	-	-	11	-	-	-	-	-	-	-	-	-	-
Russian Federation	11	-	-	-	-	-	2	3	3	-	1	1	-	-	1
Sudan	7	6	-	-	-	1	-	-	-	-	-	-	-	-	-
Mongolia	5	-	-	-	-	-	-	-	5	-	-	-	-	-	-
Turkey	5	-	-	-	-	-	-	-	3	2	-	-	-	-	-
Guinea	4	-	-	-	-	-	2	-	-	-	2	-	-	-	-
Myanmar	4	-	-	-	4	-	-	-	-	-	-	-	-	-	-
Sri Lanka	4	-	-	-	-	-	-	4	-	-	-	-	-	-	-
Armenia	3	1	-	-	-	-	1	1	-	-	-	-	-	-	-
Bangladesh	3	-	-	-	-	3	-	-	-	-	-	-	-	-	-
Belarus	2	-	-	-	-	-	2	-	-	-	-	-	-	-	-
Cameroon	2	-	-	-	-	1	-	-	-	-	1	-	-	-	-
Côte d'Ivoire	2	-	-	-	-	-	2	-	-	-	-	-	-	-	-
Albania	1	-	-	-	-	-	-	-	-	-	-	1	-	-	-
Denmark	1	-	-	-	-	-	-	1	-	-	-	-	-	-	-
Ethiopia	1	1	-	-	-	-	-	-	-	-	-	-	-	-	-
India	1	1	-	-	-	-	-	-	-	-	-	-	-	-	-
Democratic rep. of Congo	1	-	-	-	-	-	1	-	-	-	-	-	-	-	-
Congo	1	-	-	-	-	-	-	-	-	-	1	-	-	-	-
Mali	1	-	-	-	-	1	-	-	-	-	-	-	-	-	-
Togo	1	-	-	-	-	-	-	1	-	-	-	-	-	-	-
Total	398	50	0	10	98	84	25	84	13	16	15	2	0	0	1

Overview of illegal state border crossing by individual BCU PF in 2012 and 2013

BCU PF	2012	2013
Zboj	98	50
Topoľa	-	-
Ulič	83	10
Ubl'a	118	98
Podhorod'	119	84
Petrovce	43	25
Vyšné Nemecké	59	84
Mat'ovské Vojkovce	16	13
Veľké Slemence	18	16
Čierna nad Tisou	99	15
Airport Bratislava	5	2
Airport Poprad	-	-
Airport Košice	-	-
Little airports	-	1
Total	658	398

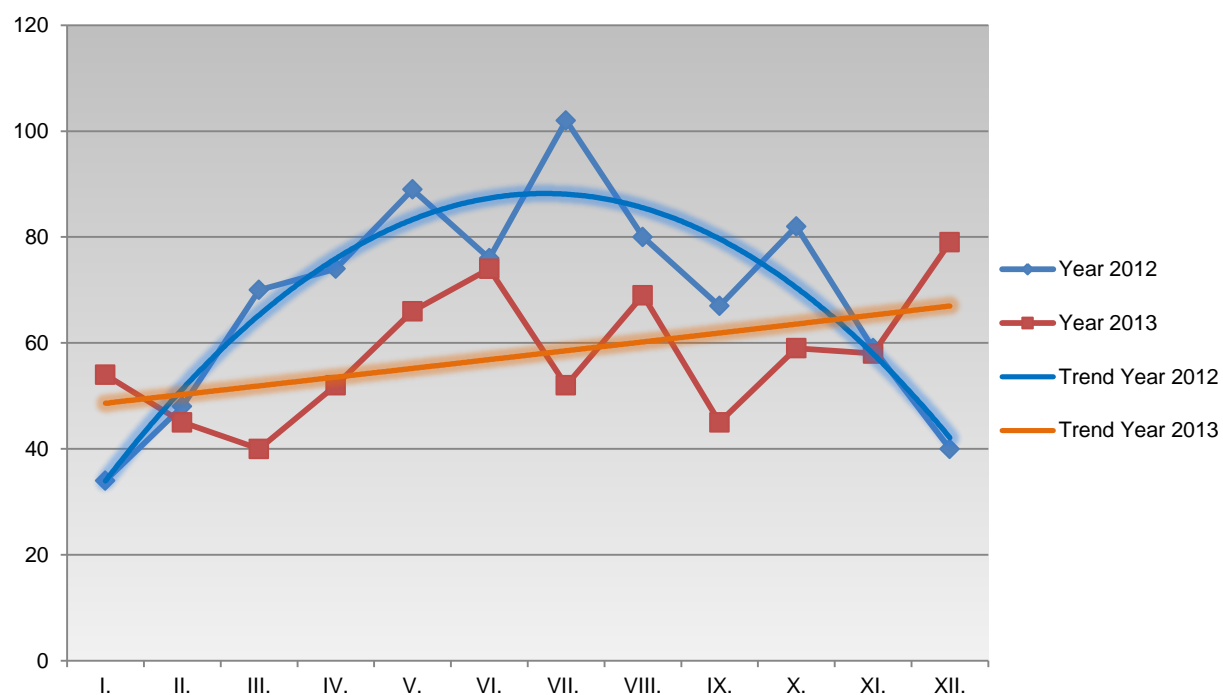
Illegal state border crossing by the Border Control Units of the Police Force in: 2012 and 2013



2.2 Illegal Stay in the Territory of the Slovak Republic

Overview of illegal stay by individual months of years in 2012 and 2013

	Total	I.	II.	III.	IV.	V.	VI.	VII.	VIII.	IX.	X.	XI.	XII.
2012	821	34	48	70	74	89	76	102	80	67	82	59	40
2013	693	54	45	40	52	66	74	52	69	45	59	58	79



Overview of illegal stay in the territory of the SR by nationality, place of detection and previous entry to the SR in 2013

Nationality	Illegal stay Total	Inland				Internal borders		At BCPs at exit from the SR		After return from other MS
		Legal entry	Illegal entry	Unknown entry	In the Airport area	Land border	Airports	Land border	Airports	
Ukraine	314	33	68	-	-	-	-	209	-	4
Afghanistan	45	-	41	-	-	-	-	-	-	4
Republic of Moldova	26	-	21	-	-	-	-	5	-	-
Russian Federation	26	10	7	-	-	-	-	9	-	-
Viet Nam	24	18	5	-	-	-	-	-	-	1
Serbia	22	14	4	-	-	-	-	-	-	4
Pakistan	18	-	15	-	-	-	-	-	-	3
China	16	10	3	-	-	-	-	-	-	3
Areas not elsewhere specified (Kosovo)	15	1	3	-	-	-	-	-	-	11
Macedonia	14	14	-	-	-	-	-	-	-	-
United States of America	12	12	-	-	-	-	-	-	-	-
Libya	10	10	-	-	-	-	-	-	-	-
Turkey	9	7	2	-	-	-	-	-	-	-
Belarus	7	2	4	-	-	-	-	-	-	1
Croatia	7	6	1	-	-	-	-	-	-	-
Iran (Islamic Republic of)	7	3	2	-	-	-	-	-	-	2
Iraq	7	-	3	-	-	-	-	-	-	4
Kuwait	7	7	-	-	-	-	-	-	-	-
Eritrea	6	-	6	-	-	-	-	-	-	-
Nigeria	6	3	2	-	-	-	-	-	-	1
Somalia	6	-	6	-	-	-	-	-	-	-
Syrian Arab Republic	6	5	-	-	-	-	-	-	-	1
Tunisia	6	3	3	-	-	-	-	-	-	-
Canada	5	5	-	-	-	-	-	-	-	-
Senegal	5	1	4	-	-	-	-	-	-	-
Thailand	5	1	4	-	-	-	-	-	-	-
Bosnia and Herzegovina	4	3	-	-	-	-	-	-	-	1
Georgia	4	1	3	-	-	-	-	-	-	-
India	4	2	1	-	-	-	-	-	1	-
Israel	4	4	-	-	-	-	-	-	-	-
Korea, Republic of	4	3	1	-	-	-	-	-	-	-
Morocco	4	-	4	-	-	-	-	-	-	-
Mexico	4	3	1	-	-	-	-	-	-	-
Albania	3	1	1	-	-	-	-	-	-	1
Algeria	3	-	3	-	-	-	-	-	-	-
Brazil	3	2	1	-	-	-	-	-	-	-
Palestinian Territory, Occupied	3	1	2	-	-	-	-	-	-	-
Armenia	2	1	1	-	-	-	-	-	-	-
Egypt	2	1	1	-	-	-	-	-	-	-
Kenya	2	-	-	-	-	-	-	-	-	2
Saudi Arabia	2	2	-	-	-	-	-	-	-	-



Is continuing on the next page



Continued from the previous page

Nationality	Illegal stay Total	Inland				Internal borders		At BCPs at exit from the SR		After return from other MS
		Legal entry	Illegal entry	Unknown entry	In the Airport area	Land border	Airports	Land border	Airports	
Australia	1	1	-	-	-	-	-	-	-	-
Bangladesh	1	-	1	-	-	-	-	-	-	-
Philippines	1	1	-	-	-	-	-	-	-	-
Japan	1	1	-	-	-	-	-	-	-	-
Jordan	1	-	-	-	-	-	-	-	-	1
South Africa	1	-	1	-	-	-	-	-	-	-
Kyrgyzstan	1	1	-	-	-	-	-	-	-	-
Cuba	1	1	-	-	-	-	-	-	-	-
Lebanon	1	-	-	-	-	-	-	-	-	1
Namibia	1	1	-	-	-	-	-	-	-	-
Romania	1	-	1	-	-	-	-	-	-	-
Sierra Leone	1	-	1	-	-	-	-	-	-	-
Sri Lanka	1	-	1	-	-	-	-	-	-	-
Sudan	1	-	1	-	-	-	-	-	-	-
Total	693	195	229	0	0	0	0	223	1	45

Overview of illegal stay in the territory of the SR by nationality, place of detection and previous entry to the SR in 2012

Nationality	Illegal stay Total	Inland				Internal borders		At BCPs at exit from the SR		After return from other MS
		Legal entry	Illegal entry	Unknown entry	In the Airport area	Land border	Airports	Land border	Airports	
Ukraine	327	43	51	-	-	-	-	232	-	1
Russian Federation	48	10	8	-	-	-	-	25	5	-
Republic of Moldova	46	1	43	-	-	-	-	2	-	-
Somalia	31	-	31	-	-	-	-	-	-	-
Serbia	29	22	5	-	-	-	-	-	-	2
Libya	28	28	-	-	-	-	-	-	-	-
China	24	14	10	-	-	-	-	-	-	-
Viet Nam	24	12	8	-	-	-	-	-	1	3
Georgia	22	1	21	-	-	-	-	-	-	-
United States of America	22	21	1	-	-	-	-	-	-	-
Afghanistan	20	-	15	-	-	-	-	-	-	5
Korea, Republic of	20	19	1	-	-	-	-	-	-	-
Algeria	18	2	15	-	-	-	-	-	-	1
Macedonia	11	5	2	-	-	-	-	-	-	4
Morocco	10	1	9	-	-	-	-	-	-	-
Turkey	9	2	3	-	-	-	-	-	-	4
Syrian Arab Republic	8	4	1	-	-	-	2	-	1	-
Egypt	7	-	7	-	-	-	-	-	-	-
Eritrea	7	-	7	-	-	-	-	-	-	-
Armenia	6	2	3	-	-	-	-	-	1	-
Bosnia and Herzegovina	6	5	-	-	-	-	-	-	-	1
Belorussia	5	2	2	-	-	-	-	1	-	-
Brasilia	5	5	-	-	-	-	-	-	-	-
Areas not elsewhere specified (Kosovo)	5	-	2	-	-	-	-	-	-	3
Pakistan	5	1	3	-	-	-	-	-	-	1
Palestinian Territory, Occupied	5	-	1	-	-	-	-	-	-	4
Bangladesh	4	-	4	-	-	-	-	-	-	-
Iran (Islamic Republic of)	4	2	-	-	-	-	-	-	2	-
Tunisia	4	-	4	-	-	-	-	-	-	-
Croatia	3	2	1	-	-	-	-	-	-	-
Israel	3	2	-	-	-	-	-	-	1	-
Cameroon	3	3	-	-	-	-	-	-	-	-
Kazakhstan	3	1	-	-	-	-	-	1	1	-
Mexico	3	3	-	-	-	-	-	-	-	-
Nigeria	3	2	1	-	-	-	-	-	-	-
Saudi Arabia	3	-	3	-	-	-	-	-	-	-
Sierra Leone	3	-	2	-	1	-	-	-	-	-
Albania	2	2	-	-	-	-	-	-	-	-
Argentina	2	1	1	-	-	-	-	-	-	-
Japan	2	1	1	-	-	-	-	-	-	-
South Africa	2	1	1	-	-	-	-	-	-	-
Kenya	2	1	1	-	-	-	-	-	-	-
Lebanon	2	-	2	-	-	-	-	-	-	-
Mauritius	2	2	-	-	-	-	-	-	-	-



Is continuing on the next page



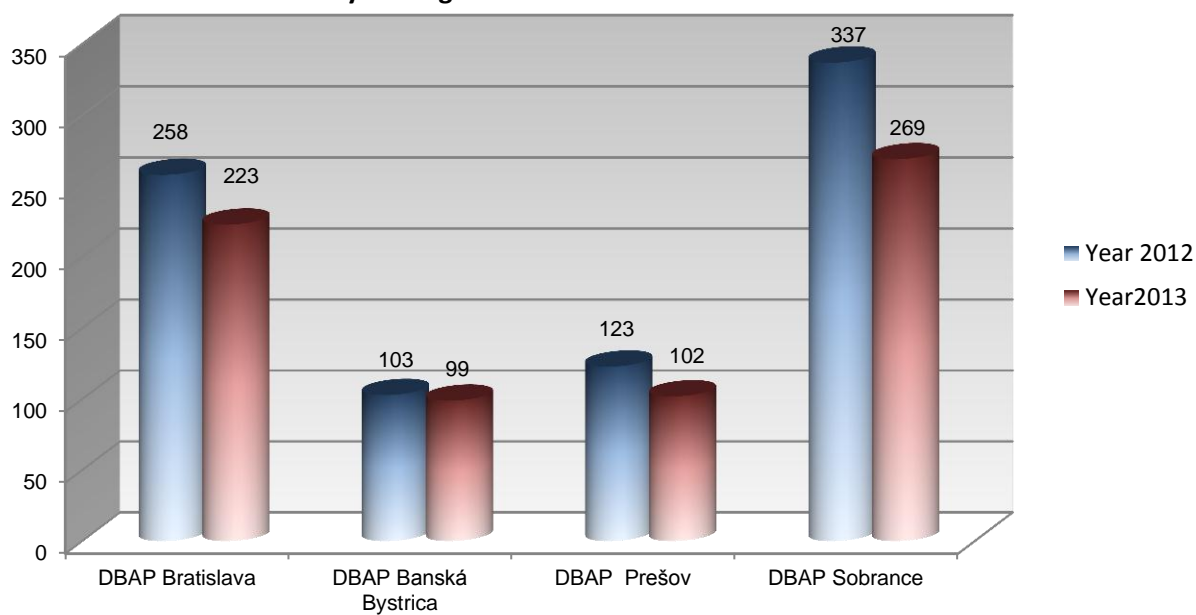
Continued from the previous page

Nationality	Illegal stay Total	Inland				Internal borders		At BCPs at exit from SR		After return from other MS
		Legal entry	Illegal entry	Unknown entry	In the Airport area	Land border	Airports	Land border	Airports	
Mongolia	2	-	1	-	-	-	-	-	-	1
Senegal	2	-	2	-	-	-	-	-	-	-
Thailand	2	2	-	-	-	-	-	-	-	-
Angola	1	1	-	-	-	-	-	-	-	-
Australia	1	1	-	-	-	-	-	-	-	-
Azerbaijan	1	1	-	-	-	-	-	-	-	-
Stateless	1	-	-	-	-	-	-	-	-	1
Czech Republic	1	-	1	-	-	-	-	-	-	-
Montenegro	1	1	-	-	-	-	-	-	-	-
Chile	1	1	-	-	-	-	-	-	-	-
Philippines	1	1	-	-	-	-	-	-	-	-
Jordan	1	1	-	-	-	-	-	-	-	-
Canada	1	-	-	-	-	-	-	-	1	-
Kyrgyzstan	1	1	-	-	-	-	-	-	-	-
Democratic Republic of the Congo	1	-	1	-	-	-	-	-	-	-
Nepal	1	-	-	-	-	-	-	-	-	1
Peru	1	1	-	-	-	-	-	-	-	-
Côte d'Ivoire	1	-	1	-	-	-	-	-	-	-
Romania	1	1	-	-	-	-	-	-	-	-
Taiwan	1	1	-	-	-	-	-	-	-	-
Total	821	236	276	0	1	0	2	261	13	32

Overview of illegal stay by regional directorates of BBAP in 2012 and 2013

	2012	2013
DBAP Bratislava	258	223
DBAP Banská Bystrica	103	99
DBAP Prešov	123	102
DBAP Sobrance	337	269
Total	821	693

**Illegal stay in the territory of the SR
by the regional directorates in 2012 and 2013**



Overview of illegal stay by regional directorates of BBAP, place of apprehension and previous entry in 2013

regional directorates of BBAP	Illegal stay Total	Inland				Internal borders		At BCPs at exit From the SR		After return from other MS
		Legal entry	Illegal entry	Unknown entry	In the Airport area	Land border	Airports	Land border	Airports	
DBAP Bratislava	223	121	68	-	-	-	-	-	1	33
DBAP B. Bystrica	99	34	65	-	-	-	-	-	-	-
DBAP Prešov	102	40	50	-	-	-	-	-	-	12
DBAP Sobrance	269	-	46	-	-	-	-	223	-	-
Total	693	195	229	0	0	0	0	223	1	45

Overview of illegal stay by regional directorates of BBAP, place of apprehension and previous entry in 2012

regional directorates of BBAP	Illegal stay Total	Inland				Internal borders		At BCPs at exit from the SR		After return from other MS
		Legal entry	Illegal entry	Unknown entry	In the Airport area	Land border	Airports	Land border	Airports	
DBAP Bratislava	258	150	67	-	1	-	2	-	11	27
DBAP B. Bystrica	103	39	64	-	-	-	-	-	-	-
DBAP Prešov	123	47	69	-	-	-	-	-	2	5
DBAP Sobrance	337	-	76	-	-	-	-	261	-	-
Total	821	236	276	0	1	0	2	261	13	32

Overview of third country nationals who entered legally to the territory of the Schengen area and stayed illegally in the territory of the Slovak republic (overstayers) in 2013

Nationality	Overstayers		
	Total	inland	at BCP at exit from SR
Ukraine	298	91	207
Viet Nam	21	21	-
Russian Federation	19	11	8
Serbia	17	17	-
Macedonia	14	14	-
United States of America	12	12	-
China	12	12	-
Libya	10	10	-
Croatia*	7	7	-
Kuwait	7	7	-
Turkey	7	7	-
Canada	5	5	-
Thailand	5	5	-
Syrian Arab Republic	5	5	-
Belarus	4	4	-
Israel	4	4	-
Korea, Republic of	4	4	-
Mexico	4	4	-
Nigeria	4	4	-
Tunisia	4	4	-
Bosnia and Herzegovina	3	3	-
Brazil	3	3	-
Iran (Islamic Republic of)	3	3	-
India	3	3	-
Republic of Moldova	3	1	2
Egypt	2	2	-
Pakistan	2	2	-
Saudi Arabia	2	2	-
Albania	1	1	-
Armenia	1	1	-
Australia	1	1	-
Philippines	1	1	-
Georgia	1	1	-
Iraq	1	1	-
Japan	1	1	-
South Africa	1	1	-
Kyrgyzstan	1	1	-
Morocco	1	1	-
Namibia	1	1	-
Cuba	1	1	-
Senegal	1	1	-
Areas not elsewhere specified (Kosovo)	1	1	-
Palestinian Territory, Occupied	1	1	-
Total	499	282	217

*Is detected before Croatia has joined the EU

Overview of illegal stay by regional directorates of BBAP in 2013

Nationality	Total	Thereof:			
		DBAP Bratislava	DBAP B. Bystrica	DBAP Prešov	DBAP Sobrance
Ukraine	314	33	51	19	211
Afghanistan	45	4	1	19	21
Republic of Moldova	26	5	1	8	12
Russian Federation	26	8	2	7	9
Viet Nam	24	14	7	3	-
Serbia	22	15	5	1	1
Pakistan	18	13	4	1	-
China	16	13	1	2	-
Areas not elsewhere specified (Kosovo)	15	13	2	-	-
Macedonia	14	13	1	-	-
United States of America	12	5	3	4	-
Libya	10	4	-	6	-
Turkey	9	9	-	-	-
Belarus	7	-	3	3	1
Croatia	7	6	1	-	-
Iran (Islamic Republic of)	7	-	1	6	-
Iraq	7	3	1	3	-
Kuwait	7	7	-	-	-
Eritrea	6	-	-	2	4
Nigeria	6	2	3	1	-
Somalia	6	-	-	-	6
Syrian Arab Republic	6	5	-	1	-
Tunisia	6	3	3	-	-
Canada	5	3	2	-	-
Senegal	5	5	-	-	-
Thailand	5	3	1	1	-
Bosnia and Herzegovina	4	3	1	-	-
Georgia	4	1	-	-	3
India	4	2	2	-	-
Israel	4	2	-	2	-
Korea, Republic of	4	3	1	-	-
Morocco	4	3	-	1	-
Mexico	4	3	1	-	-
Albania	3	2	-	1	-
Algeria	3	2	-	1	-
Brazil	3	1	-	2	-
Palestinian Territory, Occupied	3	2	-	1	-
Armenia	2	-	1	1	-
Egypt	2	2	-	-	-
Kenya	2	-	-	2	-
Saudi Arabia	2	-	-	2	-
Australia	1	1	-	-	-
Bangladesh	1	-	-	-	1
Philippines	1	1	-	-	-
Japan	1	1	-	-	-
Jordan	1	-	-	1	-
South Africa	1	1	-	-	-
Kyrgyzstan	1	1	-	-	-
Cuba	1	-	-	1	-
Lebanon	1	1	-	-	-
Namibia	1	1	-	-	-
Romania	1	1	-	-	-
Sierra Leone	1	1	-	-	-
Sri Lanka	1	1	-	-	-
Sudan	1	1	-	-	-
Total	693	223	99	102	269

Overview of illegal stay by regional directorates of BBAP in 2012

Nationality	Total	Thereof:			
		DBAP Bratislava	DBAP B. Bystrica	DBAP Prešov	DBAP Sobrance
Ukraine	327	34	41	18	234
Russian Federation	48	15	1	3	29
Republic of Moldova	46	4	2	18	22
Somalia	31	1	1	-	29
Serbia	29	22	6	1	-
Libya	28	14	-	14	-
China	24	15	5	4	-
Viet Nam	24	14	7	3	-
Georgia	22	1	-	13	8
United States of America	22	8	5	9	-
Afghanistan	20	14	1	4	1
Korea, Republic of	20	8	12	-	-
Algeria	18	10	4	4	-
Macedonia	11	9	2	-	-
Morocco	10	6	1	3	-
Turkey	9	2	1	5	1
Syrian Arab Republic	8	7	-	1	-
Egypt	7	1	1	5	-
Eritrea	7	-	-	-	7
Armenia	6	2	1	2	1
Bosnia and Herzegovina	6	5	1	-	-
Belorussia	5	1	-	1	3
Brasilia	5	5	-	-	-
Pakistan	5	3	-	2	-
Palestinian Territory, Occupied	5	4	-	1	-
Areas not elsewhere specified (Kosovo)	5	5	-	-	-
Bangladesh	4	-	-	4	-
Iran (Islamic Republic of)	4	3	-	1	-
Tunisia	4	3	-	1	-
Cameroon	3	3	-	-	-
Croatia	3	3	-	-	-
Israel	3	2	1	-	-
Kazakhstan	3	2	-	-	1
Mexico	3	2	1	-	-
Nigeria	3	3	-	-	-
Saudi Arabia	3	-	1	2	-
Sierra Leone	3	3	-	-	-
Albania	2	1	1	-	-
Argentina	2	1	-	1	-
Japan	2	1	1	-	-
South Africa	2	1	-	-	1
Kenya	2	1	1	-	-
Lebanon	2	1	1	-	-
Mongolia	2	1	-	1	-
Mauritius	2	-	2	-	-
Senegal	2	2	-	-	-
Thailand	2	2	-	-	-
Angola	1	1	-	-	-
Australia	1	1	-	-	-
Azerbaijan	1	-	-	1	-
Stateless	1	1	-	-	-
Czech Republic	1	1	-	-	-
Montenegro	1	-	-	1	-
Chile	1	-	1	-	-
Philippines	1	-	1	-	-
Jordan	1	1	-	-	-
Canada	1	1	-	-	-
Kyrgyzstan	1	1	-	-	-
Democratic Republic of the Congo	1	1	-	-	-
Nepal	1	1	-	-	-
Peru	1	1	-	-	-
Côte d'Ivoire	1	1	-	-	-
Romania	1	1	-	-	-
Taiwan	1	1	-	-	-
Total	821	258	103	123	337

Overview of illegal stay by individual units of regional directorates of BBAP in 2013

DBAP Bratislava

Nationality	Total	Thereof:						
		APU PF Bratislava	APU PF Dunajská Streda	APU PF Nitra	APU PF Nové Zámky	APU PF Trnava	BCU PF Airport-Bratislava Ružinov	MU PF Bratislava
Ukraine	33	23	1	1	-	3	-	5
Serbia	15	5	5	-	-	5	-	-
Viet Nam	14	7	-	-	-	6	-	1
China	13	9	-	-	-	3	-	1
Macedonia	13	8	4	1	-	-	-	-
Pakistan	13	7	-	-	3	3	-	-
Areas not elsewhere specified (Kosovo)	13	1	1	-	-	11	-	-
Turkey	9	5	2	1	-	1	-	-
Russian Federation	8	5	1	-	1	1	-	-
Kuwait	7	7	-	-	-	-	-	-
Croatia	6	4	1	-	1	-	-	-
Republic of Moldova	5	4	-	-	1	-	-	-
Senegal	5	-	-	-	4	1	-	-
United States of America	5	3	1	-	-	1	-	-
Syrian Arab Republic	5	1	1	2	-	1	-	-
Afghanistan	4	1	-	-	-	3	-	-
Libya	4	3	-	-	-	1	-	-
Bosnia and Herzegovina	3	-	-	-	-	3	-	-
Iraq	3	2	-	-	1	-	-	-
Canada	3	-	3	-	-	-	-	-
Korea, Republic of	3	1	1	-	1	-	-	-
Morocco	3	1	-	-	2	-	-	-
Mexico	3	3	-	-	-	-	-	-
Thailand	3	3	-	-	-	-	-	-
Tunisia	3	1	-	-	2	-	-	-
Albania	2	2	-	-	-	-	-	-
Algeria	2	-	-	-	2	-	-	-
Egypt	2	2	-	-	-	-	-	-
India	2	1	-	-	-	-	1	-
Israel	2	2	-	-	-	-	-	-
Nigeria	2	-	-	1	1	-	-	-
Palestinian Territory, Occupied	2	2	-	-	-	-	-	-
Australia	1	-	-	-	1	-	-	-
Brazil	1	-	1	-	-	-	-	-
Philippines	1	-	-	-	-	1	-	-
Georgia	1	1	-	-	-	-	-	-
Japan	1	1	-	-	-	-	-	-
South Africa	1	-	1	-	-	-	-	-
Kyrgyzstan	1	1	-	-	-	-	-	-
Lebanon	1	1	-	-	-	-	-	-
Namibia	1	-	-	1	-	-	-	-
Romania	1	-	-	-	-	-	-	1
Sierra Leone	1	-	-	1	-	-	-	-
Sri Lanka	1	1	-	-	-	-	-	-
Sudan	1	1	-	-	-	-	-	-
TOTAL	223	119	23	8	20	44	1	8

DBAP Banská Bystrica

Nationality	Total	Thereof:				
		APU PF Banská Bystrica	APU PF Rimavská Sobota	APU PF Trenčín	APU PF Žilina	MU PF Banská Bystrica
Ukraine	51	-	-	2	48	1
Viet Nam	7	4	-	2	1	-
Serbia	5	-	-	5	-	-
Pakistan	4	1	-	-	3	-
Belarus	3	-	-	-	3	-
Nigeria	3	1	-	1	1	-
United States of America	3	-	-	2	1	-
Tunisia	3	-	-	3	-	-
India	2	-	-	1	1	-
Canada	2	1	-	-	1	-
Areas not elsewhere specified (Kosovo)	2	-	2	-	-	-
Russian Federation	2	1	1	-	-	-
Afghanistan	1	1	-	-	-	-
Armenia	1	-	-	1	-	-
Bosnia and Herzegovina	1	-	-	-	1	-
China	1	-	1	-	-	-
Croatia	1	1	-	-	-	-
Iran (Islamic Republic of)	1	-	-	-	1	-
Iraq	1	1	-	-	-	-
Korea, Republic of	1	-	-	-	1	-
Mexico	1	-	-	-	1	-
Macedonia	1	-	-	1	-	-
Republic of Moldova	1	-	-	-	1	-
Thailand	1	1	-	-	-	-
TOTAL	99	12	4	18	64	1

DBAP Prešov

Nationality	Total	Thereof:					
		APU PF Košice	APU PF Michalovce	APU PF Prešov	BCU PF Airport Košice	BCU PF Airport Poprad	AU PF Humenné
Afghanistan	19	-	16	-	1	-	2
Ukraine	19	6	4	8	1	-	-
Republic of Moldova	8	1	6	-	-	-	1
Russian Federation	7	1	-	6	-	-	-
Iran (Islamic Republic of)	6	1	-	-	2	-	3
Libya	6	4	-	-	-	-	2
United States of America	4	3	1	-	-	-	-
Belarus	3	-	1	1	1	-	-
Iraq	3	-	-	-	3	-	-
Viet Nam	3	3	-	-	-	-	-
Brazil	2	1	-	1	-	-	-
China	2	-	1	-	-	-	1
Eritrea	2	-	2	-	-	-	-
Israel	2	2	-	-	-	-	-
Kenya	2	-	-	-	2	-	-
Saudi Arabia	2	2	-	-	-	-	-
Albania	1	-	-	1	-	-	-
Algeria	1	-	-	-	-	-	1
Armenia	1	-	1	-	-	-	-
Jordan	1	-	-	-	1	-	-
Cuba	1	-	1	-	-	-	-
Morocco	1	1	-	-	-	-	-
Nigeria	1	-	-	-	1	-	-
Pakistan	1	-	1	-	-	-	-
Palestinian Territory, Occupied	1	-	-	-	-	-	1
Serbia	1	-	-	1	-	-	-
Syrian Arab Republic	1	1	-	-	-	-	-
Thailand	1	1	-	-	-	-	-
TOTAL	102	27	34	18	12	0	11

DBAP Sobrance

Nationality	Total	Thereof BCU PF:									
		Zboj	Topoľa	Ulič	Ubl'a	Podhorod'	Petrovce	Vyšné Nemecké	Maťovské Vojkovce	Veľké Slemence	Čierna nad Tisou
Ukraine	211	-	-	-	27	-	-	171	-	4	9
Afghanistan	21	-	15	-	6	-	-	-	-	-	-
Republic of Moldova	12	-	-	-	4	-	3	4	-	-	1
Russian Federation	9	-	-	-	2	-	-	7	-	-	-
Somalia	6	-	6	-	-	-	-	-	-	-	-
Eritrea	4	-	4	-	-	-	-	-	-	-	-
Georgia	3	-	-	-	-	3	-	-	-	-	-
Bangladesh	1	-	-	-	-	1	-	-	-	-	-
Belarus	1	-	-	-	1	-	-	-	-	-	-
Serbia	1	-	-	-	-	-	-	1	-	-	-
TOTAL	269	0	25	0	40	4	3	183	0	4	10

2.3 Unaccompanied Minors Apprehended for ISBC and IS

Unaccompanied minors apprehended for illegal border crossing and illegal stay in 2013

Nationality	Unaccompanied minors		
	Total	Illegal state border crossing	Illegal stay
Afghanistan	19	15	4
Somalia	17	17	-
Republic of Moldova	4	1	3
Ukraine	4	-	4
Bangladesh	3	2	1
Eritrea	3	1	2
Syrian Arab Republic	1	1	-
United States of America	1	-	1
TOTAL	52	37	15

Unaccompanied minors apprehended for illegal border crossing and illegal stay in 2012

Nationality	Unaccompanied minors		
	Total	Illegal state border crossing	Illegal stay
Somalia	79	67	12
Afghanistan	20	8	12
Bangladesh	14	10	4
Republic of Moldova	13	2	11
Eritrea	9	3	6
Morocco	3	-	3
Ukraine	3	1	2
Viet Nam	2	-	2
Algeria	1	-	1
Russian Federation	1	-	1
Sierra Leone	1	-	1
Turkey	1	-	1
TOTAL	147	91	56

2.4 Applications for Asylum

Overview of all applications for asylum in 2013

Nationality	Number of applications for asylum
Afghanistan	109
Somalia	57
Georgia	34
Eritrea	29
Armenia	26
Pakistan	18
Syrian Arab Republic	18
Russian Federation	15
Ukraine	14
India	13
China	9
Iran (Islamic Republic of)	9
Iraq	8
Sudan	8
Viet Nam	7
Democratic Republic of the Congo	6
Republic of Moldova	5
Mongolia	5
Palestinian Territory, Occupied	5
Algeria	4
Cameroon	4
Belarus	3
Congo	3
Libya	3
Nigeria	3
Turkey	3
Bangladesh	2
Guinea	2
Croatia	2
Kenya	2
Côte d'Ivoire	2
Serbia	2
Tajikistan	2
Stateless	1
Egypt	1
Ethiopia	1
Jordan	1
Cuba	1
Mali	1
Nepal	1
Areas not elsewhere specified (Kosovo)	1
Togo	1
Total	441

Overview of all applications for asylum in 2012

Nationality	Number of applications for asylum
Somalia	222
Afghanistan	88
Georgia	62
Congo	40
Armenia	34
Republic of Moldova	31
Eritrea	29
Democratic Republic of the Congo	26
Algeria	17
China	17
Pakistan	16
India	14
Turkey	14
Russian Federation	13
Cameroon	10
Viet Nam	10
Bangladesh	8
Morocco	8
Palestinian Territory, Occupied	8
Cuba	7
Ukraine	7
Guinea	5
Syrian Arab Republic	5
Iraq	4
Stateless	3
Ethiopia	3
Iran (Islamic Republic of)	3
Tunisia	3
Belarus	2
Egypt	2
Kazakhstan	2
Tajikistan	2
Thailand	2
Benin	1
Gabon	1
Croatia	1
South Africa	1
Libya	1
Macedonia	1
Mongolia	1
Nepal	1
Poland	1
Senegal	1
Sierra Leone	1
Serbia	1
Sudan	1
Total	730

Note:

This overview contains all applications for asylum submitted on a territory of Slovak republic during the reference period. There is no relevance whether a foreigner stayed at the territory of Slovak republic legally or illegally. Nationality of each foreigner in the overview is that one he/she reported in application for asylum on a territory of SR, including repeated applications for asylum.

The official data provided by Migration Office of MOI can differ from data in this report.

Overview of applications for asylum from the number of illegal migrants apprehended for illegal state border crossing and illegal stay in 2013

		Apprehended illegal migrants	Thereof number of applications for asylum
ILLEGAL STATE BORDER CROSSING	External land border between BCPs	351	165
	External land border at BCPs	44	0
	External air border	3	0
	Total	398	165
ILLEGAL STAY	Inland	424	82
	At internal borders	0	0
	At BCPs at the exit from the SR	224	0
	After return from other member state	45	24
	Total	693	106
Total		1 091	271

Overview of applications for asylum from the number of illegal migrants apprehended for illegal state border crossing and illegal stay in 2012

		Apprehended illegal migrants	Thereof number of applications for asylum
ILLEGAL STATE BORDER CROSSING	External land border between BCPs	514	331
	External land border at BCPs	139	76
	External air border	5	0
	Total	658	407
ILLEGAL STAY	Inland	513	120
	At internal borders	2	2
	At BCPs at the exit from the SR	274	0
	After return from other member state	32	14
	Total	821	136
Total		1 479	543

Overview of applications for asylum from the number of illegal migrants apprehended for illegal state border crossing and illegal stay by nationality in 2013

Nationality	Total	asylum applications by ISBC			asylum applications by IS			
		Land border:		Airports	Inland	Internal border	At the BCPs at exit from the SR	After return from other MS
		Between BCPs	At BCPs					
Afghanistan	89	53	-	-	32	-	-	4
Somalia	39	33	-	-	6	-	-	-
Eritrea	28	24	-	-	4	-	-	-
Georgia	17	17	-	-	-	-	-	-
Syrian Arab Republic	14	12	-	-	2	-	-	-
Pakistan	8	-	-	-	6	-	-	2
Sudan	8	7	-	-	1	-	-	-
Iran (Islamic Republic of)	7	-	-	-	5	-	-	2
Iraq	6	-	-	-	2	-	-	4
Russian Federation	6	1	-	-	5	-	-	-
Ukraine	6	-	-	-	1	-	-	5
China	5	-	-	-	2	-	-	3
Mongolia	5	5	-	-	-	-	-	-
Republic of Moldova	4	-	-	-	4	-	-	-
Belarus	3	-	-	-	2	-	-	1
Turkey	3	2	-	-	1	-	-	-
Guinea	2	2	-	-	-	-	-	-
Kenya	2	-	-	-	-	-	-	2
Libya	2	-	-	-	2	-	-	-
Palestinian Territory, Occupied	2	-	-	-	2	-	-	-
Côte d'Ivoire	2	2	-	-	-	-	-	-
Serbia	2	-	-	-	2	-	-	-
Algeria	1	-	-	-	1	-	-	-
Armenia	1	1	-	-	-	-	-	-
Bangladesh	1	1	-	-	-	-	-	-
Ethiopia	1	1	-	-	-	-	-	-
Jordan	1	-	-	-	-	-	-	1
Cameroon	1	1	-	-	-	-	-	-
Democratic Republic of the Congo	1	1	-	-	-	-	-	-
Mali	1	1	-	-	-	-	-	-
Areas not elsewhere specified (Kosovo)	1	-	-	-	1	-	-	-
Togo	1	1	-	-	-	-	-	-
Viet Nam	1	-	-	-	1	-	-	-
Total	271	165	0	0	82	0	0	24

Overview of applications for asylum from the number of illegal migrants apprehended for illegal state border crossing and illegal stay by nationality in 2012

Nationality	Total	asylum applications by ISBC			asylum applications by IS			
		Land border:		Airports	Inland	Internal border	At the BCPs at exit from the SR	After return from other MS
		Between BCPs	At BCPs					
Somalia	201	182	-	-	19	-	-	-
Afghanistan	62	54	-	-	8	-	-	-
Georgia	48	32	-	-	16	-	-	-
Congo	39	-	39	-	-	-	-	-
Republic of Moldova	30	6	-	-	24	-	-	-
Eritrea	29	28	-	-	1	-	-	-
Democratic Republic of the Congo	25	-	25	-	-	-	-	-
Algeria	15	-	-	-	14	-	-	1
Turkey	13	7	-	-	3	-	-	3
China	9	-	-	-	9	-	-	-
Cameroon	9	1	8	-	-	-	-	-
Morocco	7	-	-	-	7	-	-	-
Pakistan	7	2	-	-	2	-	-	3
Russian Federation	6	3	-	-	3	-	-	-
Guinea	5	2	3	-	-	-	-	-
Palestinian Territory, Occupied	5	1	-	-	-	-	-	4
Syrian Arab Republic	4	2	-	-	-	2	-	-
Bangladesh	3	3	-	-	-	-	-	-
Ethiopia	3	3	-	-	-	-	-	-
Tunisia	3	-	-	-	3	-	-	-
Viet Nam	3	-	-	-	1	-	-	2
Stateless	2	2	-	-	-	-	-	-
Belarus	2	-	-	-	2	-	-	-
Egypt	2	-	-	-	2	-	-	-
Kazakhstan	2	2	-	-	-	-	-	-
Armenia	1	-	-	-	1	-	-	-
Gabon	1	-	1	-	-	-	-	-
Iran (Islamic Republic of)	1	-	-	-	1	-	-	-
South Africa	1	-	-	-	1	-	-	-
Libya	1	-	-	-	1	-	-	-
Mongolia	1	-	-	-	1	-	-	-
Sierra Leone	1	-	-	-	1	-	-	-
Sudan	1	1	-	-	-	-	-	-
Ukraine	1	-	-	-	-	-	-	1
Total	543	331	76	0	120	2	0	14

2.5 Fraudulent travel, residence and other documents

The number of fraudulent travel documents – visas, residence permits, border crossing stamps, and other documents by the place of detection in 2012 and 2013

		2012	2013
Land border total		288	176
Thereof:	At BCPs	287	176
	Between BCPs	1	-
Airports total		15	6
Thereof:	Non – Schengen flights	5	6
	Intra - Schengen flights	10	-
In land total		31	79
Thereof:	DBAP Bratislava	14	58
	DBAP Banská Bystrica	4	3
	DBAP Prešov	13	18
	DBAP Sobrance	-	-
Total		334	261

The number of fraudulent travel documents – visas, residence permits, border crossing stamps, and other documents in 2012 and 2013

	2012	2013
Travel documents	34	34*
ID cards	18	10
Visa	20	5
Residence permits	91	10
Border-crossing stamps	141	131
Other documents	30	71
Total	334	261

The passports which includes counterfeit or forged border crossing stamps are considered as forged passports according to the fiat of director of the BBAP no. 42/2013, from the date, when it came to force. From the total number of 34 counterfeit or forged passports, in 28 cases the unauthorized intervention was carried out in the passport by appending the counterfeit (illegally obtained) border crossing stamp.

The number of fraudulent travel documents – visas, residence permits, border crossing stamps, and other documents by the place of detection in 2013

		Total	Documents					
			Travel documents	ID cards	Visa	Residence permits	Border-crossing stamps	Other documents
Land border total		176	32	2	1	9	131	1
Thereof:	At BCPs	176	32	2	1	9	131	1
	Between BCPs	0	-	-	-	-	-	-
Airports total		6	1	2	0	1	0	2
Thereof:	Non - Schengen flights	6	1	2	-	1	-	2
	Intra - Schengen flights	0	-	-	-	-	-	-
Inland total		79	1	6	4	0	0	68
Thereof:	DBAP Bratislava	58	1	5	-	-	-	52
	DBAP Banská Bystrica	3	-	1	-	-	-	2
	DBAP Prešov	18	-	-	4	-	-	14
	DBAP Sobrance	0	-	-	-	-	-	-
Total		261	34	10	5	10	131	71

The passports which includes counterfeit or forged border crossing stamps are considered as forged passports according to the fiat of director of the BBAP no. 42/2013, from the date, when it came to force. From the total number of 34 counterfeit or forged passports, in 28 cases the unauthorized intervention was carried out in the passport by appending the counterfeit (illegally obtained)border crossing stamp.

The number of fraudulent travel documents – visas, residence permits, border crossing stamps, and other documents by the place of detection in 2012

		Total	Documents					
			Travel documents	ID cards	Visa	Residence permits	Border-crossing stamps	Other documents
Land border total		288	25	6	20	86	140	11
Thereof:	At BCPs	287	24	6	20	86	140	11
	Between BCPs	1	1	-	-	-	-	-
Airports total		15	5	7	0	1	0	2
Thereof:	Non – Schengen flights	5	1	2	-	-	-	2
	Intra - Schengen flights	10	4	5	-	1	-	-
Inland total		31	4	5	0	4	1	17
Thereof:	DBAP Bratislava	14	3	4	-	4	1	2
	DBAP Banská Bystrica	4	1	1	-	-	-	2
	DBAP Prešov	13	-	-	-	-	-	13
	DBAP Sobrance	0	-	-	-	-	-	-
Total		334	34	18	20	91	141	30

The types of fraudulent travel documents (passports and ID cards) by the place of detection in 2013

			Total	Thereof:							
				A	B	C	D	E	F	G	X
Land border total			34	0	4	0	0	1	1	0	28
Thereof:	At BCP		34	-	4	-	-	1	1	-	28
	Between BCP		0	-	-	-	-	-	-	-	-
Airports total			3	0	1	0	0	1	1	0	0
Thereof:	Non – Schengen flights		3	-	1	-	-	1	1	-	-
	Intra - Schengen flights		0	-	-	-	-	-	-	-	-
Inland total			7	1	2	0	0	0	4	0	0
Thereof:	DBAP Bratislava		6	1	2	-	-	-	3	-	-
	DBAP Banská Bystrica		1	-	-	-	-	-	1	-	-
	DBAP Prešov		0	-	-	-	-	-	-	-	-
	DBAP Sobrance		0	-	-	-	-	-	-	-	-
Total			44	1	7	0	0	2	6	0	28

The types of fraudulent travel documents (passports and ID cards) by the place of detection in 2012

		Total	Thereof:						
			A	B	C	D	E	F	G
Land border total		31	0	27	0	0	0	4	0
Thereof:	At BCP	30	-	26	-	-	-	4	-
	Between BCP	1	-	1	-	-	-	-	-
Airports total		12	1	5	0	1	2	3	0
Thereof:	Non – Schengen flights	3	-	1	-	1	1	-	-
	Intra - Schengen flights	9	1	4	-	-	1	3	-
Inland total		9	2	1	0	0	3	2	1
Thereof:	DBAP Bratislava	7	1	-	-	-	3	2	1
	DBAP Banská Bystrica	2	1	1	-	-	-	-	-
	DBAP Prešov	0	-	-	-	-	-	-	-
	DBAP Sobrance	0	-	-	-	-	-	-	-
Total		52	3	33	0	1	5	9	1

- A. photo substitution,
- B. the personal details have been altered by forging some of the details - data change in the travel document, additional data insertion,
- C. the change of pages in the travel document,
- D. genuine document – an unissued document, the blank of which was misappropriated and personalised by an unauthorised person,
- E. genuine travel document misused by other person, no changes in travel document (look a like, impostor),
- F. counterfeit travel document (an unauthorised copy or reproduction of a document - i.e. documents entirely produced by a forger),
- G. genuine travel document issued by the authorized subject to an illegitimate person (e.g. because of corruption or due to submitting of incorrect supporting documents, which are used when the travel document is issued),
- X. the document in which, the unauthorized intervention was carried out in the passport by appending the counterfeit (illegally obtained) border crossing stamp

The number of fraudulent travel documents – visas, residence permits, border crossing stamps and other documents by the nationality of person in 2013

	Persons		State of origin**	The number of fraudulent documents					
	Nationality	number		Travel documents*	ID cards	Visa	Residence permits	Border-crossing stamps	Other documents
Land border	Guinea	1	France	-	-	-	1	-	-
	Guinea	1	Italy	-	1	-	1	-	-
	Ukraine	10	Poland	-	-	-	-	20	-
	Ukraine	1	Latvia	1	-	-	-	-	-
	Ukraine	1	Latvia	1	-	-	-	-	-
			Italy	-	1	-	-	-	-
	Ukraine	2	Slovakia	-	-	-	-	4	-
	Ukraine	1	France	-	-	1	-	-	-
	Cameroon	1	Luxembourg	-	-	-	1	-	-
	Congo	1	Spain	-	-	-	1	-	-
	Ukraine	5	Poland	-	-	-	-	14	-
	Ukraine	2	Poland	-	-	-	-	4	-
	Ukraine	1	Hungary	-	-	-	-	2	-
	Ukraine	1	Slovakia	-	-	-	-	1	-
	Ukraine	1	Hungary	-	-	-	-	1	-
			Slovakia	-	-	-	-	1	-
	Ukraine	5	Poland	-	-	-	-	8	-
	Republic of Moldova	1	Romania	1	-	-	-	-	1
			France	-	-	-	1	-	-
	Ukraine	1	Slovakia	-	-	-	-	1	-
			Hungary	-	-	-	-	2	-
	Ukraine	17	Ukraine	17	-	-	-	-	-
			Slovakia	-	-	-	-	43	-
	Ukraine	8	Ukraine	8	-	-	-	-	-
			Poland	-	-	-	-	16	-
	Ukraine	2	Ukraine	2	-	-	-	-	-
			Hungary	-	-	-	-	6	-
	Ukraine	1	Ukraine	1	-	-	-	-	-
			Slovakia	-	-	-	-	1	-
			Hungary	-	-	-	-	1	-
	Ukraine	1	Ukraine	1	-	-	-	-	-
			Poland	-	-	-	-	4	-
			Slovakia	-	-	-	-	2	-
	Georgia	4	Greece	-	-	-	4	-	-
	Total	69	---	32	2	1	9	131	1
Airports	India	1	Austria	-	1	-	-	-	-
	Slovakia	1	Slovakia	-	1	-	-	-	-
	Russian Federation	1	Russian Federation	-	-	-	-	-	1
	Romania	1	Lithuania	-	-	-	1	-	-
	Albania	1	Italy	1	-	-	-	-	1
	Total	5	---	1	2	0	1	0	2



Is continuing on the next page



Continued from the previous page

	Persons		State of origin**	The number of fraudulent documents					
	Nationality	number		Travel documents	ID cards	Visa	Residence permits	Border-crossing stamps	Other documents
Inland	Nigeria	1	Malta	-	1	-	-	-	-
	Viet Nam	1	Slovakia	-	-	-	-	-	1
	Viet Nam	5	Viet Nam	-	-	-	-	-	5
	China	1	Bulgaria	1	1	-	-	-	-
	Iraq	2	Iraq	-	-	-	-	-	2
	Ukraine	1	Slovakia	-	1	-	-	-	-
	Russian Federation	4	Portugal	-	-	4	-	-	-
	Ukraine	1	Romania	-	1	-	-	-	-
	Libya	2	Libya	-	-	-	-	-	2
	Russian Federation	44	Slovakia	-	-	-	-	-	44
	Kazakhstan	2	Slovakia	-	-	-	-	-	2
	Russian Federation	4	Slovakia	-	-	-	-	-	4
	Libya	4	Libya	-	-	-	-	-	4
	China	1	China	-	-	-	-	-	1
	Venezuela (Bolivarian Republic of)	1	Venezuela (Bolivarian Republic of)	-	-	-	-	-	1
	Ukraine	1	Slovakia	-	1	-	-	-	-
	Hungary	1	Netherlands	-	1	-	-	-	-
			Albania	-	-	-	-	-	1
	Afghanistan	1	Afghanistan	-	-	-	-	-	1
	Total	77	---	1	6	4	0	0	68
TOTAL		151	---	34	10	5	10	131	71

** **State of origin:** the state of whose document (travel document, visa, residents permit, border crossing stamp) was falsified (for example in the case of forged visa, the state which issued the visa is reported)

2.6 Refusal of Entry

Refusal of entry at the external border by reason for refusals in 2012 and 2013

Reason for refusals	2012			2013		
	Total	Thereof:		Total	Thereof:	
		Land border	Air border		Land border	Air border
A	10	10	-	17	16	1
B	33	32	1	29	28	1
C	244	240	4	210	206	4
D	23	23	-	9	8	1
E	208	206	2	89	89	-
F	22	22	-	43	43	-
G	33	33	-	17	16	1
H1	34	34	-	29	29	-
H2	7	7	-	6	6	-
I	0	-	-	0	-	-
Refusal of entry to EU national	0	-	-	0	-	-
Total	614	607	7	449	441	8

Note:

Refusal of entry – EU nationals and their family members, to whom was refused of entry to the Slovak republic on border crossing point in accordance with § 11 Act No. 404/2011 on Residence of Foreigners.

Reasons according to Regulation of the European Parliament and the Council (ES) No 562/2006, which determines Schengen Borders Code:

- A- has no valid travel document
- B- has a counterfeit or forged travel document
- C- has no valid visa or residence permit
- D- has a false/counterfeit/forged visa or residence permit
- E- has no appropriate documentation justifying the purpose and conditions of stay
- F- the duration of the stay at the territory of EU member states has already achieved 90 days within previous 180 days long period of time,
- G- does not have sufficient means of subsistence to the period and form of stay, or the means to return to the country of origin or transit
- H1 is the person, who was accorded the caution for the purposes of entry refusal in SIS
- H2 is the person, who was accorded the caution for the purposes of entry refusal in the inland evidence
- I is considered to be a threat to public policy, internal security, public health or the international relations to one or more Member States of EU

Refusal of entry in 2013

		Reasons											
		Total	Refusal of entry										Refusal of entry to EU nationals
			A	B	C	D	E	F	G	H1	H2	I	
Land Border	Ukraine	409	14	28	192	1	87	42	15	24	6	-	-
	Russian Federation	11	-	-	7	-	1	1	-	2	-	-	-
	Georgia	5	1	-	1	3	-	-	-	-	-	-	-
	Guinea	3	-	-	1	2	-	-	-	-	-	-	-
	Armenia	2	-	-	2	-	-	-	-	-	-	-	-
	Serbia	2	-	-	-	-	-	-	-	2	-	-	-
	Belarus	1	-	-	1	-	-	-	-	-	-	-	-
	Cameroon	1	-	-	-	1	-	-	-	-	-	-	-
	Democratic Republic of the Congo	1	-	-	1	-	-	-	-	-	-	-	-
	Congo	1	-	-	-	1	-	-	-	-	-	-	-
	Ethiopia	1	-	-	1	-	-	-	-	-	-	-	-
	Israel	1	-	-	-	-	1	-	-	-	-	-	-
	Japan	1	-	-	-	-	-	-	-	1	-	-	-
	Republic of Moldova	1	-	-	-	-	-	-	1	-	-	-	-
	Senegal	1	1	-	-	-	-	-	-	-	-	-	-
	TOTAL	441	16	28	206	8	89	43	16	29	6	0	0
Airports	Russian Federation	5	-	1	3	1	-	-	-	-	-	-	-
	Israel	1	1	-	-	-	-	-	-	-	-	-	-
	Somalia	1	-	-	1	-	-	-	-	-	-	-	-
	Ukraine	1	-	-	-	-	-	-	1	-	-	-	-
	TOTAL	8	1	1	4	1	0	0	1	0	0	0	0
TOTAL		449	17	29	210	9	89	43	17	29	6	0	0

Refusal of entry in 2012

		Reasons											
		Total	Refusal of entry										Refusal of entry to EU national
			A	B	C	D	E	F	G	H1	H2	I	
Land Border	Ukraine	543	6	31	220	-	197	21	33	28	7	-	-
	Russian Federation	15	-	-	8	-	4	1	-	2	-	-	-
	Congo	10	-	-	-	10	-	-	-	-	-	-	-
	Democratic Republic of the Congo	8	-	-	3	5	-	-	-	-	-	-	-
	Guinea	5	-	-	-	1	4	-	-	-	-	-	-
	Republic of Moldova	5	-	-	4	-	1	-	-	-	-	-	-
	Belarus	3	2	-	1	-	-	-	-	-	-	-	-
	Cameroon	3	-	-	1	2	-	-	-	-	-	-	-
	Georgia	2	1	-	1	-	-	-	-	-	-	-	-
	Nigeria	2	-	-	-	2	-	-	-	-	-	-	-
	Senegal	2	-	1	-	1	-	-	-	-	-	-	-
	Serbia	2	-	-	-	-	-	-	-	2	-	-	-
	Uzbekistan	2	-	-	2	-	-	-	-	-	-	-	-
	Armenia	1	-	-	-	1	-	-	-	-	-	-	-
	Israel	1	1	-	-	-	-	-	-	-	-	-	-
	Côte d'Ivoire	1	-	-	-	1	-	-	-	-	-	-	-
	United States of America	1	-	-	-	-	-	-	-	1	-	-	-
	Turkey	1	-	-	-	-	-	-	-	1	-	-	-
	TOTAL	607	10	32	240	23	206	22	33	34	7	0	0
Airports	India	3	-	-	3	-	-	-	-	-	-	-	-
	Democratic Republic of the Congo	1	-	-	-	-	1	-	-	-	-	-	-
	Nigeria	1	-	1	-	-	-	-	-	-	-	-	-
	Pakistan	1	-	-	1	-	-	-	-	-	-	-	-
	Russian Federation	1	-	-	-	-	1	-	-	-	-	-	-
	TOTAL	7	0	1	4	0	2	0	0	0	0	0	0
TOTAL		614	10	33	244	23	208	22	33	34	7	0	0

Refusal of entry to third country nationals at the external land border by individual border crossing points and reason for refusals in 2013

		Reason for refusals										
		Total	Thereof :									
			A	B	C	D	E	F	G	H1	H2	I
Ubl'a		107	-	2	64	-	29	4	2	4	2	-
Thereof:	Ukraine	100	-	2	60	-	28	4	2	2	2	-
	Russian Federation	7	-	-	4	-	1	-	-	2	-	-
Vyšné Nemecké		277	12	26	127	1	39	37	10	21	4	-
Thereof:	Ukraine	267	11	26	123	1	38	36	9	19	4	-
	Russian Federation	3	-	-	2	-	-	1	-	-	-	-
	Georgia	2	1	-	1	-	-	-	-	-	-	-
	Serbia	2	-	-	-	-	-	-	-	2	-	-
	Belarus	1	-	-	1	-	-	-	-	-	-	-
	Israel	1	-	-	-	-	1	-	-	-	-	-
	Republic of Moldova	1	-	-	-	-	-	-	1	-	-	-
Veľké Slemence		35	3	-	5	-	20	2	3	2	-	-
Thereof:	Ukraine	35	3	-	5	-	20	2	3	2	-	-
Čierna nad Tisou		22	1	-	10	7	1	-	1	2	-	-
Thereof:	Ukraine	7	-	-	4	-	1	-	1	1	-	-
	Georgia	3	-	-	-	3	-	-	-	-	-	-
	Guinea	3	-	-	1	2	-	-	-	-	-	-
	Armenia	2	-	-	2	-	-	-	-	-	-	-
	Ethiopia	1	-	-	1	-	-	-	-	-	-	-
	Japan	1	-	-	-	-	-	-	-	1	-	-
	Cameroon	1	-	-	-	1	-	-	-	-	-	-
	Democratic Republic of the Congo	1	-	-	1	-	-	-	-	-	-	-
	Congo	1	-	-	-	1	-	-	-	-	-	-
	Russian Federation	1	-	-	1	-	-	-	-	-	-	-
	Senegal	1	1	-	-	-	-	-	-	-	-	-
TOTAL		441	16	28	206	8	89	43	16	29	6	0

Refusal of entry to third country nationals at the external land border by individual border crossing points and reason for refusals in 2012

		Reason for refusals										
		Total	Thereof :									
			A	B	C	D	E	F	G	H1	H2	I
Ubl'a		121	-	1	40	-	65	5	7	3	-	-
Thereof:	Ukraine	119	-	1	38	-	65	5	7	3	-	-
	Russian Federation	1	-	-	1	-	-	-	-	-	-	-
	Uzbekistan	1	-	-	1	-	-	-	-	-	-	-
Vyšné Nemecké		415	8	30	183	1	122	17	18	29	7	-
Thereof:	Ukraine	386	5	29	172	-	115	16	18	24	7	-
	Russian Federation	12	-	-	5	-	4	1	-	2	-	-
	Republic of Moldova	5	-	-	4	-	1	-	-	-	-	-
	Belarus	3	2	-	1	-	-	-	-	-	-	-
	Georgia	2	1	-	1	-	-	-	-	-	-	-
	Guinea	2	-	-	-	-	2	-	-	-	-	-
	Serbia	2	-	-	-	-	-	-	-	2	-	-
	Armenia	1	-	-	-	1	-	-	-	-	-	-
	Senegal	1	-	1	-	-	-	-	-	-	-	-
	Turkey	1	-	-	-	-	-	-	-	1	-	-
Veľké Šlemence		29	2	-	7	-	11	-	8	1	-	-
Thereof:	Ukraine	28	1	-	7	-	11	-	8	1	-	-
	Israel	1	1	-	-	-	-	-	-	-	-	-
Čierna nad Tisou		42	-	1	10	22	8	-	-	1	-	-
Thereof:	Ukraine	10	-	1	3	-	6	-	-	-	-	-
	Congo	10	-	-	-	10	-	-	-	-	-	-
	Democratic Republic of the Congo	8	-	-	3	5	-	-	-	-	-	-
	Guinea	3	-	-	-	1	2	-	-	-	-	-
	Cameroon	3	-	-	1	2	-	-	-	-	-	-
	Nigeria	2	-	-	-	2	-	-	-	-	-	-
	Russian Federation	2	-	-	2	-	-	-	-	-	-	-
	Côte d'Ivoire	1	-	-	-	1	-	-	-	-	-	-
	Senegal	1	-	-	-	1	-	-	-	-	-	-
	United States of America	1	-	-	-	-	-	-	-	1	-	-
	Uzbekistan	1	-	-	1	-	-	-	-	-	-	-
TOTAL		607	10	32	240	23	206	22	33	34	7	0

Refusal of entry to third country nationals at the external air border by individual border crossing points and reason for refusals in 2013

		Reason for refusals										
		Total	Thereof:									
			A	B	C	D	E	F	G	H1	H2	I
Airport Bratislava		7	1	-	4	1	-	-	1	-	-	-
Thereof:	Russian Federation	4	-	-	3	1	-	-	-	-	-	-
	Israel	1	1	-	-	-	-	-	-	-	-	-
	Somalia	1	-	-	1	-	-	-	-	-	-	-
	Ukraine	1	-	-	-	-	-	-	1	-	-	-
Airport Poprad		0	-	-	-	-	-	-	-	-	-	-
Airport Košice		0	-	-	-	-	-	-	-	-	-	-
Little airports		1	-	1	-	-	-	-	-	-	-	-
Thereof:	Russian Federation	1	-	1	-	-	-	-	-	-	-	-
TOTAL		8	1	1	4	1	0	0	1	0	0	0

Refusal of entry to third country nationals at the external air border by individual border crossing points and reason for refusals in 2012

		Reason for refusals										
		Total	Thereof:									
			A	B	C	D	E	F	G	H1	H2	I
Airport Bratislava		7	-	1	4	-	2	-	-	-	-	-
Thereof:	India	3	-	-	3	-	-	-	-	-	-	-
	Democratic Republic of the Congo	1	-	-	-	-	1	-	-	-	-	-
	Nigeria	1	-	1	-	-	-	-	-	-	-	-
	Pakistan	1	-	-	1	-	-	-	-	-	-	-
	Russian Federation	1	-	-	-	-	1	-	-	-	-	-
Airport Poprad		0	-	-	-	-	-	-	-	-	-	-
Airport Košice		0	-	-	-	-	-	-	-	-	-	-
Little airports		0	-	-	-	-	-	-	-	-	-	-
TOTAL		7	0	1	4	0	2	0	0	0	0	0

2.7 Facilitation and trafficking in human beings

Documented cases of facilitation and trafficking in human beings in 2012 and 2013

		2012	2013
Facilitation	Complaint/ cases of accused facilitators	48/37	41/30
	Facilitators/cases of accused facilitators	136/87	91/72
	Migrants facilitated/apprehended	548/24	938/61
	Thereof:		
	for ISBC and transit	281/24	677/61
	for illegal work	250	252
	for marriage of convenience	17	9
The number of offences		106	152
Trafficking in human beings	Complaint/accused cases	-	10/4
	Offenders/accused cases	-	25/18
	The number of victims	-	44
	The number of offences	-	36
Total	Complaint/accused cases	48/37	51/34
	Offenders, facilitators/accused cases	136/87	116/90
	The number of offences	106	188

Complaint made by NUCIM, for the offence of facilitation by state section border facilitation in 2013

		The number of complaint	The number of facilitator	The number of accused facilitator	The number of migrants facilitated by facilitator	The number of migrants apprehended with facilitator
External border		15	39	40	809	42
Thereof:	Land border	15	39	40	809	42
	Airports (Non Schengen flights)	-	-	-	-	-
Inland border		4	4	3	4	0
Thereof	State border with Austria	2	2	1	2	-
	State border with Hungary	2	2	2	2	-
	State border with Czech republic	-	-	-	-	-
	State border with Poland	-	-	-	-	-
	Airports (intra Schengen flights)	-	-	-	-	-
Inland		22	48	29	125	19
Total		41	91	72	938	61

The number of facilitators and migrants by nationality in 2013

Facilitators		Migrants		
Nationality	Number	Nationality	The number of facilitated migrants	Thereof the number of apprehended migrants
Czech Republic	1	Afghanistan	51	45
China	1	Algeria	1	-
Mongolia	1	Brazil	1	-
Unknown (cases still under investigation)	8	Russian Federation (Chechnya ethnic)	107	4
Pakistan	2	China	108	-
Russian Federation	1	India	15	-
Slovakia	46	Mongolia	4	4
Ukraine	26	Macedonia	1	-
Viet Nam	5	Morocco	1	-
- - -	-	Pakistan	6	-
- - -	-	Serbia and Montenegro	2	-
- - -	-	Somalia	4	4
- - -	-	Syrian Arab Republic	4	4
- - -	-	Ukraine	601	-
- - -	-	Viet Nam	32	-
Total	91	Total	938	61

2.7.1 Organized and criminal groups realization

Organized and criminal groups in cases documented by NUCIM in 2013

	Total number of complaints	Number of accused cases in complaints	Total number of facilitators (offenders)	Number of accused facilitators (offenders)
Facilitation - organized group	9	8	50	45
Facilitation - criminal group	-	-	-	-
Trafficking in human beings - § 197 CC- organized group	1	1	11	11
Total	10	9	61	56

Illegal migration – facilitation and trafficking in human beings by offences in 2013

NUCIM	Total number of complaints	Number of accused cases in complaints	Number of suspects	Number of accused facilitators	Number of facilitated migrants	Offences	Amount in €
Facilitation - organized group § 355/2a, 3d, § 138 i) § 356 CC, §171a/1c, 2a, §89 /26 CC no. 140/1961	9	8	50	45	721	79	2 379 537,43
Facilitation § 355/1, 2a CC	11	8	16	10	165	38	6 462,00
Facilitation – illegal work § 356 CC	8	5	8	5	25	23	20 362,00
Facilitation – marriage in convenience § 356 CC	11	9	14	12	9	11	15 794,90
Facilitation – § 356 CC – other (smuggling of TD at BCP, counterfeit documents)	2	0	3	0	18	2	0
Total	41	30	91	72	938	152	2 422 156,33
Trafficking in human beings - § 197 CC	7	1	11	4	21	13	26 856,86
Trafficking in human beings – extremely serious crime	1	1	1	1	8	8	360 850,00
Organized groups § 179 CC, § 138 i), CC and offence of pimping § 367 CC	1	1	11	11	14	14	1 870 863,29
Trafficking in human beings § 367/1,2,3 CC and offence of pimping	1	1	2	2	1	1	10 000,00
Total	10	4	25	18	44	36	2 268 570,15
TOTAL	51	34	116	90	982	188	4 690 726,48

Data about facilitation and trafficking in human being submitted by NUCIM BBAP

Information: The Unit Combatting Trafficking in Human Beings was incorporated to the Bureau of Border and Alien Police organizational structure from 1st July 2013. The data in the area of trafficking in human being are being recorded by BBAP from this time.

Note:

Complaints – all initiatives leading to criminal prosecution according to Regulation of Ministry of Interior no. 53/2009 made by NUCIM,

Accused cases in complaints – The resolution of accusation according to § 206 of Criminal procedure code,

Facilitators – all suspects, in whose cases the criminal prosecution was launched according to § 199/1 of the Criminal procedure code,

Accused facilitators – all persons, who were accused of offence of facilitation according to § 206 of the Criminal procedure code,

Facilitated illegal migrants: persons who were documented in the resolution of accusation as illegal migrants according to § 355 of the Criminal code, or persons who were misused for illegal work, marriage of convenience according to § 356 of the Criminal code and forgery of public documents, official seals, official emblem and official mark according to § 352 of the Criminal code

Apprehended migrants: migrants apprehended after crossing the external border at the green border, at BCP, in vehicle or together with facilitators in vehicles, etc., who has used the assistance of the facilitator,

Offence – according to the Criminal code, the offence is also the partial attack of a continuing offense, unless expressly provided otherwise.

Trafficking in human beings - according to § 179 of the Criminal code,

Victims of Trafficking in human beings – persons whose instigators incite well-paid job abroad and upon arrival abuse them to another job (begging, selling toys to marry a foreign national, possibly prostitution)

2.8 Return Policy and Persons Taken Over to Slovakia

2.8.1 Readmission

Overview of the persons handed and taken over according to Readmission Agreements in 2012 a 2013

Readmission Agreement with state:	2012		2013	
	Persons handed over from the SR	Persons taken over to the SR	Persons handed over from the SR	Persons taken over to the SR
Ukraine	97	1	132	1
Austria	-	-	1	1
Hungary	6	4	15	2
Czech Republic	7	23	3	24
Poland	-	-	-	-
Germany	1	-	-	1
Italy	-	-	1	-
Total	111	28	152	29

Note:

The hand over and take over persons according the readmission agreements in the reporting period are including persons apprehended at illegal migration by police unit of the SR or other state.

Overview of the persons handed over from the SR according to Readmission Agreements related to illegal migration in 2013

Nationality	Total	Thereof:					
		Ukraine	Austria	Hungary	Czech Republic	Poland	Italy
Georgia	34	34	-	-	-	-	-
Republic of Moldova	31	31	-	-	-	-	-
Afghanistan	22	22	-	-	-	-	-
Somalia	7	7	-	-	-	-	-
Ukraine	7	7	-	-	-	-	-
Eritrea	6	6	-	-	-	-	-
Areas not elsewhere specified (Kosovo)	6	-	-	6	-	-	-
Russian Federation	6	6	-	-	-	-	-
Serbia	5	-	-	5	-	-	-
Myanmar	4	4	-	-	-	-	-
Sri Lanka	4	4	-	-	-	-	-
Syrian Arab Republic	4	3	-	1	-	-	-
Belarus	3	2	-	-	1	-	-
Turkey	3	3	-	-	-	-	-
Armenia	2	2	-	-	-	-	-
Pakistan	2	-	-	1	-	-	1
Albania	1	-	-	-	1	-	-
Bosnia and Herzegovina	1	-	-	1	-	-	-
India	1	1	-	-	-	-	-
South Africa	1	-	-	1	-	-	-
Lebanon	1	-	-	-	1	-	-
Morocco	1	-	1	-	-	-	-
Total	152	132	1	15	3	0	1

Overview of the persons handed over from the SR according to Readmission Agreements related to illegal migration in 2012

Nationality	Total	Thereof:					
		Ukraine	Austria	Hungary	Czech Republic	Poland	Germany
Republic of Moldova	46	46	-	-	-	-	-
Georgia	23	23	-	-	-	-	-
Ukraine	8	8	-	-	-	-	-
Afghanistan	5	5	-	-	-	-	-
Russian Federation	5	5	-	-	-	-	-
Somalia	5	5	-	-	-	-	-
Turkey	3	1	-	-	1	-	1
Armenia	2	2	-	-	-	-	-
Eritrea	2	2	-	-	-	-	-
Macedonia	2	-	-	2	-	-	-
Algeria	1	-	-	-	1	-	-
Stateless	1	-	-	-	1	-	-
Bosnia and Herzegovina	1	-	-	-	1	-	-
Czech Republic	1	-	-	-	1	-	-
Kenya	1	-	-	-	1	-	-
Mongolia	1	-	-	1	-	-	-
Nigeria	1	-	-	1	-	-	-
Côte d'Ivoire	1	-	-	1	-	-	-
Sierra Leone	1	-	-	-	1	-	-
Serbia	1	-	-	1	-	-	-
Total	111	97	0	6	7	0	1

Overview of the persons taken over to Slovakia according to Readmission Agreements related to illegal migration in 2013

Nationality	Total	Thereof:					
		Ukraine	Austria	Hungary	Czech Republic	Poland	Germany
Areas not elsewhere specified (Kosovo)	11	-	-	-	11	-	-
Serbia	4	-	-	-	4	-	-
Afghanistan	3	-	-	-	3	-	-
Pakistan	3	-	-	-	3	-	-
Albania	1	-	-	1	-	-	-
Bosnia and Herzegovina	1	-	-	-	1	-	-
Lebanon	1	-	-	1	-	-	-
Republic of Moldova	1	1	-	-	-	-	-
Nigeria	1	-	-	-	-	-	1
Syrian Arab Republic	1	-	-	-	1	-	-
Ukraine	1	-	1	-	-	-	-
Viet Nam	1	-	-	-	1	-	-
Total	29	1	1	2	24	0	1

Overview of the persons taken over to Slovakia according to Readmission Agreements related to illegal migration in 2012

Nationality	Total	Thereof:				
		Ukraine	Austria	Hungary	Czech Republic	Poland
Afghanistan	5	-	-	-	5	-
Macedonia	4	-	-	-	4	-
Palestinian Territory, Occupied	4	-	-	-	4	-
Areas not elsewhere specified (Kosovo)	3	-	-	-	3	-
Serbia	2	-	-	-	2	-
Viet Nam	2	-	-	-	2	-
Algeria	1	-	-	-	1	-
Stateless	1	-	-	1	-	-
Bosnia and Herzegovina	1	-	-	1	-	-
Republic of Moldova	1	1	-	-	-	-
Mongolia	1	-	-	-	1	-
Nepal	1	-	-	1	-	-
Pakistan	1	-	-	-	1	-
Turkey	1	-	-	1	-	-
Total	28	1	0	4	23	0

2.8.2 Voluntary Returns

Overview of voluntary returns according to country of return and projects in 2013

Country of return	Total	There of:		
		Project „C“	Project „E“	Project „F“
Viet Nam	8	-	5	3
Ukraine	7	-	1	6
China	6	-	3	3
Republic of Moldova	6	-	2	4
India	5	-	1	4
Armenia	4	-	3	1
Russian Federation	3	-	2	1
Afghanistan	2	-	1	1
Brazil	2	-	-	2
Georgia	2	-	-	2
Iraq	2	-	-	2
Croatia	1	-	1	-
Kyrgyzstan	1	-	1	-
Turkey	1	-	1	-
Total	50	0	21	29

Overview of voluntary returns according to country of return and projects in 2012

Country of return	Total	There of:	
		Project „C“	Project „E“
Republic of Moldova	11	-	11
Areas not elsewhere specified (Kosovo)	9	-	9
Viet Nam	8	-	8
Armenia	4	-	4
China	4	-	4
Russian Federation	4	-	4
United States of America	4	-	4
Ukraine	2	-	2
Georgia	1	-	1
India	1	-	1
Macedonia	1	-	1
Nepal	1	-	1
Pakistan	1	-	1
Serbia	1	-	1
Thailand	1	-	1
Turkey	1	-	1
Total	54	0	54

Data submitted by IOM

Note:

Voluntary returns – include foreigner returns from Police Detention Centres for Aliens, from asylum institutions of the Migration Office of MOI SR and foreigners on a territory of the SR outside of official state institutions of MOI SR.

Project „C“ - Cooperation Agreement between the International Organization for Migration and the Ministry of Interior of the Slovak Republic to assist the return of unsuccessful asylum seekers and illegal migrants to their country of origin..

Project „E“ - Help the return and reintegration of unsuccessful asylum seekers and illegal migrants from Slovakia to the country of origin and assistance in the return and reintegration of unsuccessful asylum seekers and illegal migrants from Slovakia to the country of origin (from 1.3.2011 till 14.2.2013). Project prolonged till 30.4.2013.

Project „F“ – Voluntary return and reintegration in country of origin (realization 1.5.2013 – 31.3.2014)

2.8.3 Dublin Transfers

Transfers realized according to the Regulation (EU) No 604/2013 by countries in 2013

Country	Total	Thereof:	
		Persons handed over	Persons handed over
Austria	45	6	39
Sweden	35	1	34
Hungary	23	23	-
United Kingdom of Great Britain and Northern Ireland	16	1	15
Germany	13	1	12
Switzerland	12	1	11
Czech Republic	10	2	8
Belgium	9	-	9
France	6	2	4
Netherlands	4	-	4
Romania	4	4	-
Denmark	3	-	3
Finland	2	-	2
Bulgaria	1	1	-
Liechtenstein	1	-	1
Norway	1	-	1
Slovenia	1	-	1
Italy	1	1	-
Total	187	43	144

Transfers realized according to the Regulation (EU) No 604/2013 by countries in 2012

Country	Total	Thereof:	
		Persons handed over	Persons taken over
Austria	53	3	50
Germany	31	-	31
Switzerland	21	-	21
United Kingdom of Great Britain and Northern Ireland	12	-	12
Czech Republic	11	1	10
France	6	1	5
Netherlands	5	-	5
Belgium	4	1	3
Finland	4	-	4
Hungary	4	1	3
Sweden	4	-	4
Norway	2	1	1
Poland	2	2	-
Italy	2	2	-
Denmark	1	-	1
Luxembourg	1	-	1
Slovenia	1	1	-
Total	164	13	151

Note:

Data refers to handed over and taken over persons according to Dublin Regulation at specified time period, it is not relevant when they were apprehended during their illegal migration on a territory of the SR by police unit of the SR or unit of other country.

Executed transfer according to Dublin Regulation – the SR hand over to another country a foreigner, because this country is authorized to bring decision during asylum procedure, or the SR take over a foreigner because the SR is authorised to bring decision in asylum procedure.

Transfers realized according to the Regulation (EU) No 604/2013 by nationality in 2013

Country	Total	Thereof:	
		Persons handed over	Persons handed over
Afghanistan	26	-	26
Somalia	18	-	18
Georgia	16	-	16
India	15	1	14
Pakistan	14	10	4
Russian Federation	12	1	11
China	7	-	7
Iraq	7	2	5
Viet Nam	7	1	6
Areas not elsewhere specified (Kosovo)	6	6	-
Ukraine	6	-	6
Algeria	5	5	-
Armenia	5	-	5
Senegal	5	5	-
Iran (Islamic Republic of)	4	-	4
Palestinian Territory, Occupied	4	1	3
Eritrea	3	-	3
Republic of Moldova	3	1	2
Syrian Arab Republic	3	-	3
Stateless	2	-	2
Belarus	2	1	1
Cameroon	2	-	2
Kenya	2	-	2
Democratic Republic of the Congo	2	1	1
Tunisia	2	2	-
Bangladesh	1	-	1
Congo	1	-	1
Cuba	1	1	-
Jordan	1	-	1
Morocco	1	1	-
Nigeria	1	1	-
Serbia	1	1	-
Sri Lanka	1	1	-
Sudan	1	1	-
Total	187	43	144

Transfers realized according to the Regulation (EU) No 604/2013 by nationality in 2012

Country	Total	Thereof:	
		Persons handed over	Persons handed over
Georgia	23	1	22
Afghanistan	20	1	19
Somalia	20	-	20
India	15	-	15
Russian Federation	10	3	7
Armenia	9	-	9
Pakistan	9	1	8
Viet Nam	9	-	9
China	7	-	7
Turkey	6	1	5
Bangladesh	5	-	5
Republic of Moldova	5	-	5
Syrian Arab Republic	3	1	2
Algeria	2	-	2
Iraq	2	-	2
Democratic Republic of the Congo	2	-	2
Palestinian Territory, Occupied	2	-	2
Serbia	2	1	1
Ukraine	2	-	2
Belarus	1	-	1
Eritrea	1	-	1
Guinea	1	-	1
South Africa	1	1	-
Kazakhstan	1	-	1
Macedonia	1	-	1
Mongolia	1	1	-
Nepal	1	-	1
Senegal	1	1	-
Thailand	1	-	1
Tunisia	1	1	-
Total	164	13	151

Persons taken over to Slovakia by nationality from other countries according to the Regulation (EU) No 604/2013 in 2013

Nationality	Total	Thereof:													
		AT	SE	GB	BE	DE	CH	CZ	FI	NL	FR	DK	LI	NO	SI
Afghanistan	26	1	15	1	4	3	-	-	-	1	-	-	-	1	-
Somalia	18	5	8	-	1	3	-	-	-	-	-	1	-	-	-
Georgia	16	4	4	-	-	1	5	1	-	-	1	-	-	-	-
India	14	2	-	10	-	1	-	-	-	-	1	-	-	-	-
Russian Federation	11	4	1	-	1	-	3	1	-	-	-	-	-	-	1
China	7	1	-	1	1	-	-	4	-	-	-	-	-	-	-
Ukraine	6	5	-	-	-	-	-	-	-	1	-	-	-	-	-
Viet Nam	6	2	-	2	-	-	-	2	-	-	-	-	-	-	-
Armenia	5	3	-	-	-	1	1	-	-	-	-	-	-	-	-
Iraq	5	1	1	-	-	1	-	-	2	-	-	-	-	-	-
Iran (Islamic Republic of)	4	2	2	-	-	-	-	-	-	-	-	-	-	-	-
Pakistan	4	3	-	-	-	1	-	-	-	-	-	-	-	-	-
Eritrea	3	-	1	1	-	-	1	-	-	-	-	-	-	-	-
Palestinian Territory, Occupied	3	2	-	-	-	-	-	-	-	-	-	-	1	-	-
Syrian Arab Republic	3	-	1	-	-	-	-	-	-	-	-	2	-	-	-
Cameroon	2	-	-	-	1	-	-	-	-	-	1	-	-	-	-
Kenya	2	-	1	-	-	-	1	-	-	-	-	-	-	-	-
Republic of Moldova	2	1	-	-	-	1	-	-	-	-	-	-	-	-	-
Stateless	2	1	-	-	-	-	-	-	-	1	-	-	-	-	-
Bangladesh	1	1	-	-	-	-	-	-	-	-	-	-	-	-	-
Belarus	1	-	-	-	1	-	-	-	-	-	-	-	-	-	-
Democratic Republic of the Congo	1	-	-	-	-	-	-	-	-	-	1	-	-	-	-
Congo	1	1	-	-	-	-	-	-	-	-	-	-	-	-	-
Jordan	1	-	-	-	-	-	-	-	-	1	-	-	-	-	-
Total	144	39	34	15	9	12	11	8	2	4	4	3	1	1	1

AT- Austria	DK – Denmark
DE - Germany	SE - Sweden
CH – Switzerland	FI - Finland
GB – United Kingdom	FR - France
CZ – Czech Republic	NL - Netherlands
BE – Belgium	NO – Norway
SI - Slovenia	LI - Liechtenstein

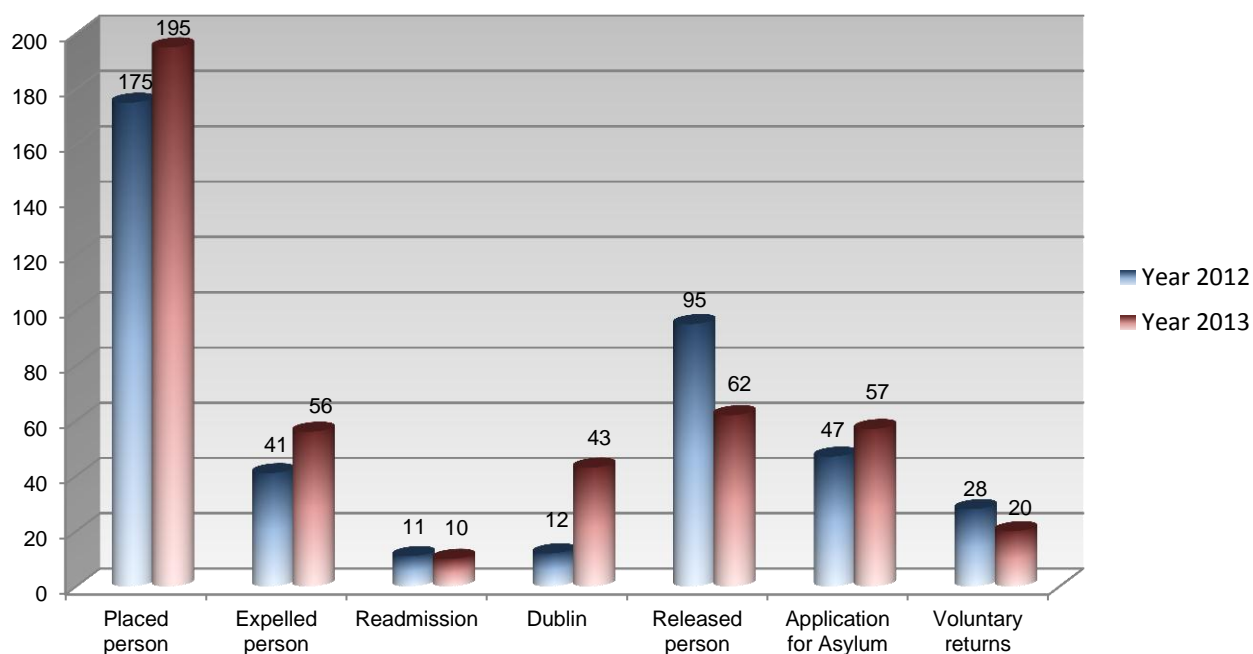
2.8.4 Activities of Police Detention Centres for Aliens

Activities of Police Detention Centres for Aliens in 2012 a 2013

	2012			2013		
	Total	Thereof:		Total	Thereof:	
		PDCA Medveďov	PDCA Sečovce		PDCA Medveďov	PDCA Sečovce
Placed person	175	99	76	195	103	92
Expelled person	41	31	10	56	24	32
Readmission	11	10	1	10	10	-
Dublin	12	8	4	43	41	2
Released person	95	43	52	62	14	48
Application for Asylum	47	12	35	57	10	47
Voluntary returns	28	16	12	20	11	9

Data submitted by PDCA Medveďov and PDCA Sečovce

Activities of Police Detention Centres for Aliens in 2012 and 2013



Activities of Police Detention Centre for Aliens Medved'ov by nationality in 2013

Nationality	Thereof:						
	Placed persons	Expelled persons	Readmission	Dublin	Released persons	Application for Asylum	Voluntary returns
Afghanistan	1	-	-	-	1	-	-
Albania	2	2	1	-	-	-	-
Algeria	5	-	-	5	3	2	-
Armenia	1	-	-	-	-	-	2
Bangladesh	1	-	-	-	1	-	-
Bosnia and Herzegovina	1	-	1	-	-	-	-
China	7	1	1	-	3	2	3
Georgia	1	1	-	-	-	-	-
Croatia	1	-	-	-	-	-	1
India	3	-	-	1	-	-	2
Iraq	2	-	-	2	-	-	-
South Africa	1	-	1	-	-	-	-
Democratic Republic of the Congo	-	-	-	1	-	1	-
Cuba	1	-	-	-	-	-	-
Lebanon	1	-	1	1	-	-	-
Morocco	2	-	1	1	-	-	-
Republic of Moldova	2	1	-	1	-	-	-
Nigeria	1	-	-	1	-	-	-
Areas not elsewhere specified (Kosovo)	13	-	6	9	2	-	-
Pakistan	13	-	2	6	-	2	-
Palestinian Territory, Occupied	1	-	-	1	-	-	-
Russian Federation	2	-	-	1	1	-	-
Senegal	4	-	-	5	-	-	-
United States of America	1	1	-	-	-	-	-
Serbia	9	2	5	1	1	1	-
Sri Lanka	1	-	-	1	-	-	-
Sudan	1	-	-	1	-	1	-
Syrian Arab Republic	1	-	1	-	1	-	-
Tunisia	4	2	-	2	-	-	-
Turkey	1	-	-	-	-	-	-
Ukraine	10	7	-	-	1	1	2
Viet Nam	9	7	-	1	-	-	1
Total	103	24	20	41	14	10	11

Data submitted by PDCA Medved'ov

Activities of Police Detention Centre for Aliens Sečovce by nationality in 2013

Nationality	Thereof:						
	Placed persons	Expelled persons	Readmission	Dublin	Released persons	Application for Asylum	Voluntary returns
Afghanistan	11	-	-	-	11	6	-
Albania	-	-	-	1	-	-	-
Armenia	1	1	-	-	-	-	-
Bangladesh	1	-	-	-	1	1	-
Belarus	1	-	-	1	-	-	-
Eritrea	6	-	-	-	6	6	-
Georgia	6	2	-	-	2	4	1
Iraq	1	-	-	-	1	1	-
Mali	1	-	-	-	1	1	-
Republic of Moldova	5	3	-	-	-	1	3
Mongolia	1	-	-	-	1	1	-
Russian Federation	2	-	-	-	1	-	1
Somalia	17	-	-	-	17	17	-
Serbia	2	-	-	-	1	-	-
Sudan	1	-	-	-	1	1	-
Turkey	2	-	-	-	-	2	-
Ukraine	33	25	-	-	5	5	4
Viet Nam	1	1	-	-	-	1	-
Total	92	32	0	2	48	47	9

Data submitted by PDCA Sečovce

Note:

Placed persons:

Persons who were placed to police detention centre for foreigners from 01.01. 2013 to 31.12. 2013.

Activity of PDCA:

Activity of PDCA carried out with foreigners from 01.01. 2013 to 31. 12. 2013, regardless of when they were placed in PDCA.

Released persons:

Transfer to asylum centre, handed over outside from PDCA, released under § 90 Act. No. 404/2011 about Residence of foreigners

2.8.5 Issued Decisions of Expulsion and Effective Returns

Number of issued decisions on expulsion in 2013

Nationality	Total	Illegal migration		Other	
		AE	JE	AE	JE
Ukraine	277	182	55	8	32
Republic of Moldova	51	42	8	-	1
Georgia	43	42	-	-	1
Afghanistan	30	30	-	-	-
Viet Nam	19	17	2	-	-
Russian Federation	18	18	-	-	-
Serbia	17	13	1	2	1
China	16	14	1	1	-
Turkey	13	9	-	4	-
Macedonia	12	12	-	-	-
India	10	9	-	1	-
United States of America	10	10	-	-	-
Eritrea	8	6	2	-	-
Libya	8	8	-	-	-
Somalia	8	7	1	-	-
Kuwait	7	7	-	-	-
Belarus	6	6	-	-	-
Croatia	6	6	-	-	-
Thailand	5	5	-	-	-
Albania	4	2	1	1	-
Iraq	4	4	-	-	-
Mexico	4	4	-	-	-
Myanmar	4	4	-	-	-
Nigeria	4	3	1	-	-
Sri Lanka	4	4	-	-	-
Syrian Arab Republic	4	4	-	-	-
Algeria	3	3	-	-	-
Armenia	3	3	-	-	-
Brazil	3	3	-	-	-
Morocco	3	3	-	-	-
Pakistan	3	1	1	-	1
Poland	3	-	-	3	-
Areas not elsewhere specified (Kosovo)	3	2	-	1	-
Bulgaria	2	-	-	2	-
Bosnia and Herzegovina	2	2	-	-	-
Czech Republic	2	-	-	2	-
Egypt	2	2	-	-	-
Israel	2	2	-	-	-
Canada	2	2	-	-	-
Korea, Republic of	2	2	-	-	-
Hungary	2	-	-	1	1
Romania	2	-	-	2	-
Saudi Arabia	2	1	-	1	-
Tunisia	2	2	-	-	-
Australia	1	1	-	-	-
Japan	1	1	-	-	-
Kyrgyzstan	1	1	-	-	-
Cuba	1	1	-	-	-
Lithuania	1	-	-	-	1
Namibia	1	1	-	-	-
Senegal	1	1	-	-	-
Sierra Leone	1	1	-	-	-
Total	643	503	73	29	38

Number of issued decisions on expulsion in 2012

Nationality	Total	Illegal migration		Other	
		AE	JE	AE	JE
Ukraine	249	190	12	15	32
Republic of Moldova	64	56	7	-	1
Georgia	27	26	1	-	-
Russian Federation	22	19	2	-	1
Viet Nam	21	19	2	-	-
China	19	16	3	-	-
Korea, Republic of	16	15	-	1	-
United States of America	11	10	-	1	-
Afghanistan	10	9	1	-	-
Libya	10	10	-	-	-
Serbia	10	10	-	-	-
Macedonia	7	6	1	-	-
Albania	5	3	2	-	-
Armenia	5	5	-	-	-
Somalia	5	5	-	-	-
Syrian Arab Republic	5	1	4	-	-
Bosnia and Herzegovina	4	4	-	-	-
Brazil	4	4	-	-	-
Egypt	4	4	-	-	-
Romania	4	1	-	3	-
Turkey	4	3	1	-	-
Algeria	3	2	1	-	-
Argentina	3	2	1	-	-
Iran (Islamic Republic of)	3	1	2	-	-
Cameroon	3	3	-	-	-
Morocco	3	3	-	-	-
Areas not elsewhere specified (Kosovo)	3	3	-	-	-
Saudi Arabia	3	3	-	-	-
Belarus	2	1	-	1	-
Eritrea	2	2	-	-	-
Ethiopia	2	2	-	-	-
Israel	2	2	-	-	-
Japan	2	2	-	-	-
South Africa	2	2	-	-	-
Kenya	2	2	-	-	-
Mexico	2	2	-	-	-
Nigeria	2	2	-	-	-
Pakistan	2	2	-	-	-
Thailand	2	2	-	-	-
Angola	1	1	-	-	-
Australia	1	1	-	-	-
Azerbaijan	1	1	-	-	-
Montenegro	1	1	-	-	-
Chile	1	1	-	-	-
Croatia	1	1	-	-	-
India	1	1	-	-	-
Jordan	1	1	-	-	-
Canada	1	1	-	-	-
Kazakhstan	1	1	-	-	-
Kyrgyzstan	1	1	-	-	-
Colombia	1	-	-	1	-
Democratic Republic of the Congo	1	1	-	-	-
Lebanon	1	1	-	-	-
Mauritius	1	1	-	-	-
Nepal	1	1	-	-	-
Palestinian Territory, Occupied	1	1	-	-	-
Côte d'Ivoire	1	1	-	-	-
Poland	1	-	-	1	-
Senegal	1	1	-	-	-
Sierra Leone	1	1	-	-	-
Taiwan	1	1	-	-	-
Total	571	474	40	23	34

Note:

Overview contains information to how many foreigners were issued a decision on expulsion (AE or JE) in reference period, regardless of when they were detained.

- **Illegal migration** – foreigners who have been issued decision on administrative or judicial expulsion (AE, JE) for the reasons, which relate to illegal migration (illegal state border crossing and illegal stay)
- **Other** – foreigners who have been issued decision on administrative or judicial expulsion (AE, JE) for the reasons, which do not relate to illegal migration (breach or not fulfilling general legal conditions with no connections to illegal migration).

Nationality of each foreigner in the overview is that one he/she reported during expulsion procedure on a territory of the SR. This nationality can differ from nationality of the foreigner during his/her illegal stay or illegal state border crossing (change of identity).

Number of carried out decisions on expulsion from Slovakia in 2013

Nationality	Total	AE		JE		Voluntary return		Dublin
		Illegal migration	Other	Illegal migration	Other	After issued AE	Without issued AE	
Ukraine	209	117	1	56	29	6	-	-
Republic of Moldova	50	35	-	8	1	6	-	-
Georgia	42	39	-	-	1	1	1	-
Afghanistan	24	22	-	-	-	1	1	-
Russian Federation	13	10	-	-	-	2	1	-
Viet Nam	17	2	-	6	-	7	1	1
Armenia	7	3	-	-	-	2	2	-
China	7	-	-	1	-	5	1	-
India	7	1	-	-	-	4	1	1
Somalia	7	7	-	-	-	-	-	-
Eritrea	6	6	-	-	-	-	-	-
Belarus	4	3	-	-	-	-	-	1
Myanmar	4	4	-	-	-	-	-	-
Sri Lanka	4	4	-	-	-	-	-	-
Serbia	4	1	-	1	1	-	-	1
Turkey	4	3	-	-	-	1	-	-
Syrian Arab Republic	3	3	-	-	-	-	-	-
Albania	2	-	-	2	-	-	-	-
Brazil	2	-	-	-	-	2	-	-
Iraq	2	-	-	-	-	1	1	-
Pakistan	2	-	-	1	1	-	-	-
Tunisia	2	1	-	1	-	-	-	-
Azerbaijan	1	-	-	-	-	1	-	-
Croatia	1	-	-	-	-	1	-	-
Kyrgyzstan	1	-	-	-	-	1	-	-
Democratic Republic of the Congo	1	-	-	-	-	-	-	1
Lithuania	1	-	-	-	1	-	-	-
Hungary	1	-	-	-	1	-	-	-
Morocco	1	1	-	-	-	-	-	-
Nigeria	1	-	-	-	-	-	-	1
Senegal	1	-	-	-	-	-	-	1
United States of America	1	1	-	-	-	-	-	-
Total	432	263	1	76	35	41	9	7

Number of carried out decisions on expulsion from Slovakia in 2012

Nationality	Total	AE		JE		Voluntary return		Dublin
		Illegal migration	Other	Illegal migration	Other	After issued AE	Without issued AE	
Ukraine	205	148	7	16	32	1	1	-
Republic of Moldova	67	47	-	8	1	9	2	-
Georgia	26	23	-	1	-	-	1	1
Russian Federation	22	15	-	-	1	2	1	3
Viet Nam	14	2	-	3	1	6	2	-
China	9	3	-	2	-	2	2	-
Serbia	7	-	-	-	1	1	5	-
Afghanistan	6	5	-	-	-	-	-	1
Armenia	6	2	-	-	-	-	4	-
Areas not elsewhere specified (Kosovo)	5	-	-	1	-	3	1	-
Somalia	5	5	-	-	-	-	-	-
United States of America	4	-	-	-	-	2	2	-
Turkey	4	2	-	-	-	1	-	1
Macedonia	3	1	-	1	-	1	-	-
Eritrea	2	2	-	-	-	-	-	-
Iran (Islamic Republic of)	2	-	-	2	-	-	-	-
Albania	1	-	-	1	-	-	-	-
Algeria	1	-	-	1	-	-	-	-
India	1	-	-	-	-	1	-	-
South Africa	1	-	-	-	-	-	-	1
Kazakhstan	1	1	-	-	-	-	-	-
Kenya	1	1	-	-	-	-	-	-
Nepal	1	-	-	-	-	1	-	-
Unknown	1	-	-	-	-	-	1	-
Nigeria	1	1	-	-	-	-	-	-
Pakistan	1	-	-	-	-	1	-	-
Côte d'Ivoire	1	1	-	-	-	-	-	-
Romania	1	1	-	-	-	-	-	-
Senegal	1	-	-	-	-	-	-	1
Sierra Leone	1	1	-	-	-	-	-	-
Syrian Arab Republic	1	-	-	-	-	-	-	1
Thailand	1	-	-	-	-	1	-	-
Tunisia	1	-	-	-	-	-	-	1
Total	404	261	7	36	36	32	22	10

Note:

Overview of expulsions carried out from the territory of the SR contains data about foreigners who left a country during the reference period and this was verified. There is no relevance when were these foreigners detained or when was a decision issued. These data also contains cases when expulsion was carried out on a basis of decision issued in another member state.

Nationality of each foreigner in the overview is that one he/she reported during expulsion procedure. This nationality can differ from nationality of the foreigner during his/her illegal stay or illegal state border crossing (change of identity).

Ways of carrying out expulsions in overview (ways of leaving the territory of the SR):

- a) **Readmission to Ukraine** – person is apprehended after illegal state border crossing to the SR and after AE is issued, this person is handed over to Ukraine according to readmission agreement,
- b) **Leaving Slovakia to Ukraine and by air to third country** – in a case of detected illegal stay at external BCP at exit from the SR,
- c) **Escort with police assistance (police officers from PDCA or other police units) to Ukraine and by air to third country** – expulsion is carried out at outside Schengen borders. This type of expulsion (AE, JE) can be also readmission if this person is handed over within readmission agreement,
- d) **Escort from PDCA to another member state** – for example, readmission to HUN or CZE,
- e) **Assisted voluntary return** – through IOM,
- f) **DUBLIN** – transfer of person to another member state according to Dublin agreement,
- g) **Voluntary departure through BCP (leaving a territory of the SR voluntarily)** – cases when third country national voluntarily fulfilled his/her obligation to leave the territory of the Slovak Republic within the period specified for this purpose in the decision on AE.

2.9 Unauthorized Transfer of Cigarettes through the External Border

Overview of number of detected smuggled cigarettes through the external border (§279 Penal Code) by individual months of 2013

Months	Total number of cigarettes	Land border			Air border		
		Total	Thereof:		Total	Thereof:	
			From SR	To SR		From SR	To SR
January	120 000	120 000	-	120 000	-	-	-
February	121 460	121 460	-	121 460	-	-	-
March	776 000	776 000	-	776 000	-	-	-
April	240 000	240 000	-	240 000	-	-	-
May	203 600	203 600	-	203 600	-	-	-
Jun	40 000	40 000	-	40 000	-	-	-
July	289 380	289 380	-	289 380	-	-	-
August	1 765 960	1 765 960	-	1 765 960	-	-	-
September	490 740	490 740	-	490 740	-	-	-
October	166 680	166 680	-	166 680	-	-	-
November	321 680	321 680	-	321 680	-	-	-
December	0	-	-	-	-	-	-
Total	4 535 500	4 535 500	0	4 535 500	0	0	0

Detected smuggled cigarettes in DBAP Sobrance by place of detection in 2013

		Number of cases	Number of cigarettes	Price in €
Detected cigarettes at the border crossing points		8	343 700	40 702,60
Thereof:	In the vehicle	4	2 440	331,68
	In the train	3	341 000	40 294,02
	At person	1	260	76,90
Cigarettes detected inland		26	4 191 800	499 666,97
Thereof:	At person	1	800	74,01
	In the vehicle	7	317 840	29 402,85
	In train	1	120 000	10 921,81
	In the forest	15	2 969 160	386 740,51
	In the town	2	784 000	72 527,79
Total		34	4 535 500	540 369,57

Detected smuggled cigarettes by individual BCU PF of DBAP Sobrance and by place of detection in 2013

		Number of cases	Number of cigarettes	Price in €
BCU PF Zboj		1	60 000	8 156,16
Thereof:	Inland in the wood	1	60 000	8 156,16
BCU PF Topoľa		0	0	0
BCU PF Ulič		1	70 000	9 515,52
Thereof:	Inland in the wood	1	70 000	9 515,52
BCU PF Ubl'a		8	163 100	19 070,64
Thereof:	At the border crossing point in the vehicles	4	2 440	331,68
	At the border crossing point at the person	1	260	76,90
	Inland in the wood	3	160 400	18 662,06
BCU PF Podhorod'		3	2 002 960	264 671,51
Thereof:	Inland in the wood	3	2 002 960	264 671,51
BCU PF Petrovce		1	40 000	3 700,40
Thereof:	Inland in the wood	1	40 000	3 700,40
BCU PF Vyšné Nemecké		2	100 600	13 675,16
Thereof:	Inland in the wood	2	100 600	13 675,16
BCU PF OHK PZ Maťovské Vojkovce		2	340 000	40 158,08
Thereof:	At the border crossing point in the train	2	340 000	40 158,08
BCU PF Veľké Slemence		1	800	74,01
Thereof:	Inland at the person	1	800	74,01
BCU PF Čierna nad Tisou		1	1 000	135,94
Thereof:	At the border crossing point in the train	1	1 000	135,94
MU PF DBAP Sobrance		14	1 757 040	181 212,15
Thereof:	Inland in the vehicles	7	317 840	29 402,85
	Inland in the wood	4	535 200	68 359,7
	Inland in the train	1	120 000	10 921,81
	Inland in the city	2	784 000	72 527,79
Total		34	4 535 500	540 369,57

Data submitted by DBAP Sobrance

2.10 Positive Hits in Police Records

Overview of number of apprehended persons, vehicles and items based on searching in police information records in 2013

			Total	Thereof:			
				DBAP Bratislava	DBAP B. Bystrica	DBAP Prešov	DBAP Sobrance
Persons	Total		429	143	6	48	232
	Thereof SIS:	Third country nationals	247	39	2	20	186
		EU nationals	59	24	4	5	26
	Thereof PATROS and INTERPOL	Third country nationals	30	14	-	4	12
		EU nationals	93	66	-	19	8
Vehides	Total		80	1	0	0	79
	Thereof:	PATRMV and INTERPOL	15	1	-	-	14
		SIS	65	-	-	-	65
Items (documents)	Total		192	52	0	5	135
	Thereof:	PATRDOC and INTERPOL	92	37	-	3	52
		SIS	100	15	-	2	83
Persons, vehicles,, items	Total		16	0	0	1	15
		IBO	16	-	-	1	15

Overview of number of apprehended persons, vehicles and items based on searching in police information records in 2012

			Total	Thereof:			
				DBAP Bratislava	DBAP B. Bystrica	DBAP Prešov	DBAP Sobrance
Persons	Total		656	187	16	36	417
	Thereof SIS:	Third country nationals	386	54	5	18	309
		EU nationals	130	38	8	5	79
	Thereof v PATROS a INTERPOL	Third country nationals	26	4	1	1	20
		EU nationals	114	91	2	12	9
Vehicles	Total		85	0	0	0	85
	Thereof:	PATRMV and INTERPOL	7	-	-	-	7
		SIS	78	-	-	-	78
Items (documents)	Total		188	54	0	10	124
	Thereof:	PATRDOC a INTERPOL	90	45	-	9	36
		SIS	98	9	-	1	88
Persons, vehicles,, items	Total		9	0	0	0	9
		IBO	9	-	-	-	9



Processed by:

Risk Analysis and Coordination Department

Bureau of Border and Alien Police

Presidium of the Police Force

Ružinovská 1/B, 812 72 Bratislava 1

Tel: +421961050790, Fax: +421961059170

Email: uhcp@minv.sk

Internet: <http://www.minv.sk/?uhcp>

Intranet: <http://bratislava.intra.minv.sk/lokalita/uhcp>