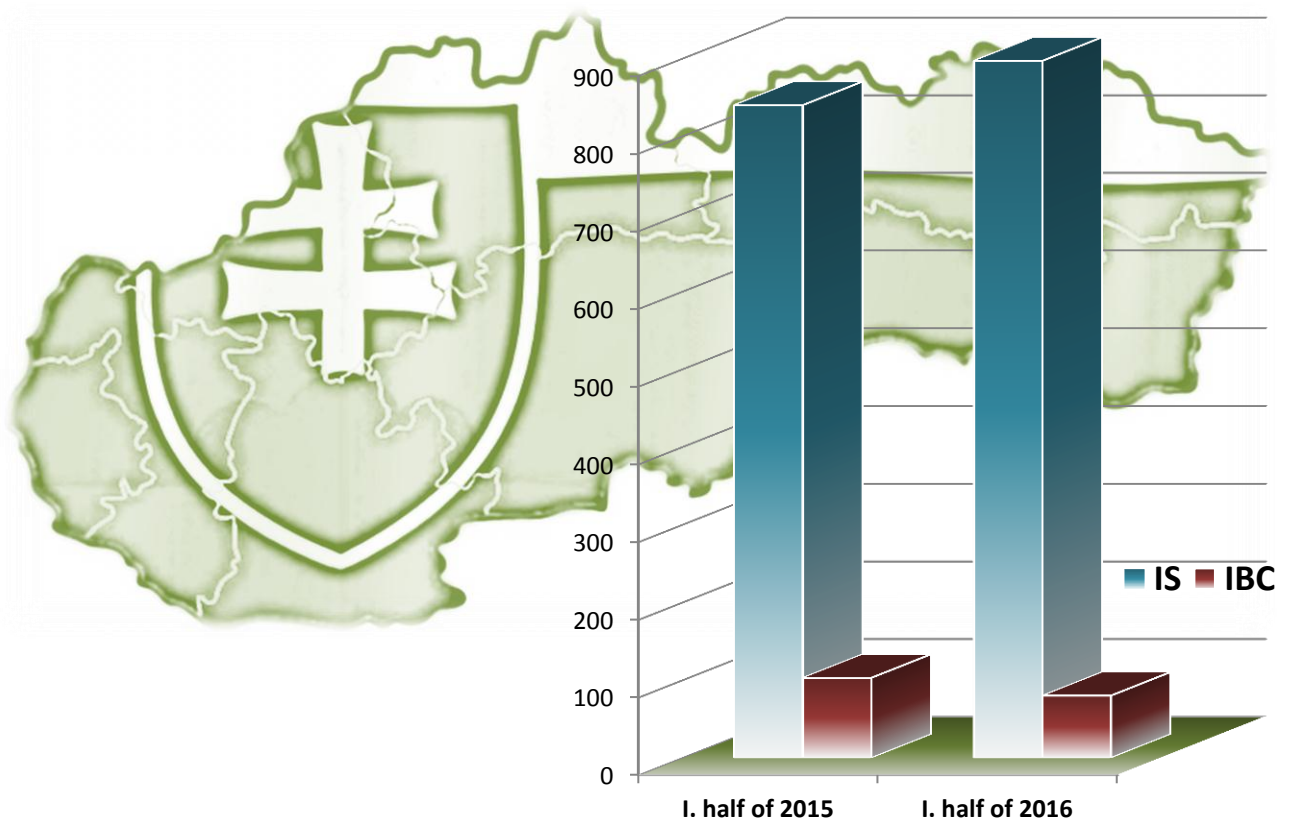


**Presidium of the Police Force
Bureau of Border and Alien Police**

**Statistical Overview of Legal
and Illegal Migration in the
Slovak Republic**



I. HALF OF 2016

CONTENT

1	LEGAL MIGRATION.....	7
1.1	Legal migration by Border Type	7
1.2	Stay of Aliens in Slovak Republic	9
1.3	Visas.....	19
2	ILLEGAL MIGRATION.....	24
2.1	Illegal Crossings of State Border of the Slovak Republic.....	30
2.2	Illegal stay on the territory of the Slovak Republic	36
2.3	Unaccompanied minors apprehended for IBC and IS	52
2.4	Asylum applications	53
2.5	False Travel, Residence and other documents	56
2.6	Refusal of entry.....	61
2.7	Facilitation of illegal immigration and trafficking in human beings.....	65
2.8	Return Policy and Persons Taken over to the SR	69
2.8.1	Readmission	69
2.8.2	Voluntary returns.....	71
2.8.3	Dublin transfers	72
2.8.4	Police Detention Centers for Aliens	74
2.8.5	Return decisions and effective returns	78
2.9	Unauthorized transport of cigarettes through external border.....	85
2.10	Positive hits in Police databases	87

LIST OF ABBREVIATIONS

APD – Alien Police Department of the Bureau of Border and Alien Police
APU PF – Alien Police Unit of the Police Force
AR – administrative removal
AU PF – Asylum Unit of the Police Force
AVR – assisted voluntary return
BBAP – Bureau of Border and Alien Police
BCP – Border Crossing Point
BCS – Border Crossing Stamp
BCU PF – Border Control Unit of the Police Force
CC – Criminal Code (Act No. 300/2005 Coll. the Penal Code as amended)
CVAD – Central Visa Authority Department
DAU – Document Analysis Unit
DBAP – Directorate of Border and Alien Police
DD PF – District Directorate of the Police Force
EC – European Community
ETD – Emergency Travel Document
EU – European Union
GC SR – General consulate of the SR
IBC – Illegal Border Crossing
IBO – Registry of blocked persons, vehicles and items at the Border Crossing Points
IDC – Identity Card
IOM – International Organization for Migration
IS – Illegal Stay
JR – Judicial Removal
MFA – Ministry of Foreign and European Affairs of the SR
MIU PF – Mobile Intervention Unit of the Police Force
MO MOI – Migration Office of the Ministry of Interior of the SR
MOI – Ministry of Interior of the SR
MU PF – Mobile Unit of the Police Force
NUCIM – National Unit for Combating Illegal Migration
NVIS – National Visa Information System
P PF – Presidium of the Police Force
PATRDOC – Registry of Stolen and Lost Documents
PATRMV – Registry of stolen vehicles
PATROS – Registry of Wanted and Missing Persons
PDCA – Police Detention Centre for Aliens
PF – Police Force
RP – Residence Permit
SIS – Schengen Information System
SR – Slovak Republic
TD – travel document
VIS – Visa Information System

DEFINITIONS OF TERMS USED

a) Internal borders - are sections of the state border of the SR, which represent the common land borders among the member states of Schengen area – what comprises sections of the state border of the SR with Austria, Hungary, Czech Republic, Poland and airports for intra-Schengen flights (flights to territory of member states or from their territory only, and without landing on a territory of third country),

b) External borders - are sections of the state border of the SR, which represent the common land border with non-member state, and airports, if they are not internal borders; what comprises **land border** – state border of the SR with Ukraine, and **airports**,

c) Illegal border crossing – external border (land, air) – this category includes all cases of aliens, who attempted to cross or crossed the state border of SR illegally, regardless of direction, wherein the time period between crossing and apprehension is less than 48 hours and they were apprehended by police patrol performing border control tasks.

This category also includes cases of readmission wherein aliens had been apprehended out of the territory of SR by foreign authority and were returned to SR according readmission agreement after IBC from SR,

d) Illegal stay on territory of the SR – this category includes aliens who were found illegally on the territory of the SR (stay is not in compliance with national legislation and/or international agreement); regardless the fact of entering SR legally or illegally, or this was discovered during border check at the point of departure from SR, except of IBC.

Disaggregation of illegal stay:

- Inland:

- **After legal entry to the SR** – this category includes aliens who were apprehended inland for their illegal stay and who had entered (could enter) territory of the SR legally, but at the time of detection it came out that they are staying illegally within territory of the SR (overstayers with expired visa or residence permit, illegal work),
- **After illegal entry to the SR** – this category includes aliens who were apprehended inland for illegal stay and who had entered territory of the SR illegally,
- **After unknown entry to the SR** – this category includes aliens who were apprehended inland for illegal stay, but there is no evidence whether their entry to the SR was legal or illegal,

- **At the BCP at exit from the SR** broken down to land border and airports (extra-Schengen flights) – this category includes aliens whose illegal stay was detected during border check at BCP when exiting the territory of the SR to third country,

- **After readmission from other member state** – this category includes aliens who were apprehended outside the territory of the SR by authority of other country and who were returned to the SR according Dublin Regulation and who has not previously been apprehended on the territory of the SR for illegal stay or according Readmission agreements,

e) Refusal of entry of third country national – this category includes third country nationals (except of family members of EU nationals) who were refused to enter the territory of the SR due to reasons listed in Article 14 Regulation (EU) 2016/399 of the European Parliament and of the Council of 9 March 2016 on a Union Code on the rules governing the movement of persons across borders (Schengen Borders Code),

f) Refusal of entry of EU national and family member of EU national – this category includes EU nationals and family members of EU national who were refused to enter the territory of the SR according provisions of Article 11 of Act on stay of aliens(Act of the National Assembly of the SR No. 404/2011 coll.),

g) Alien – An alien shall be understood as everyone who is not the state citizen of the Slovak Republic,

h) EU national - is everyone who is not a SR national and who is a Member state national (Member state is an EU member state, other state that is part of Agreement on European Economic Area and Switzerland),

i) Third country national - is everyone who is not the SR national and not the EU national (this category also includes stateless persons),

j) Illegal migrant - is a person apprehended for illegal state border crossing or illegal stay,

k) Readmission related to illegal migration – is handing over and taking over of aliens according readmission agreements if this person previously crossed state border of the SR illegally or stayed within the territory of the SR illegally after illegal entry,

l) Visa – means an authorization issued by a Member state of the Schengen area with a view to transit through or an intended stay in the territory of the Member States. Type of visa is defined as follows:

- **Schengen visa type A (Airport transit visa)** – means a visa valid for transit through the international transit areas of one or more airports of the Member States,

- **Schengen visa type C (uniform visa, visa with limited territorial validity)** – means an authorization issued by a Member state of the Schengen area to transit through or an intended stay in the territory of the Member States of a duration of no more than 90 days in any 180 days period and to transit through the international transit areas of airports of the Member States,

- **National visa type D (long-term visa)** – means an authorization issued by a Member state of the Schengen area which is required for entry with a view to intended stay in the territory of this Member state for a period of more than three months but not more than one year.

1 LEGAL MIGRATION

1.1 Legal migration by Border Type

Overview of persons and vehicles having crossed the external borders legally at border crossing points by the direction of crossing in first half of 2015 and 2016

		I. half of 2015		I. half of 2016	
		from SR	to SR	from SR	to SR
LAND BORDER	Number of persons by direction of crossing in total	418 031	450 558	469 188	521 599
	Thereof: EU nationals and Slovak nationals	216 308	219 306	217 254	221 934
	Third country nationals	201 723	231 252	251 934	299 665
	Total number of persons	868 589		990 787	
	Total number of vehicles by direction of crossing	175 710	191 499	181 932	189 496
	Thereof: Passenger cars	153 072	162 284	152 823	156 123
	Buses	1 974	2 105	2 559	2 657
	Trucks	17 100	23 547	23 234	27 404
	Passenger trains	724	724	728	728
	Cargo trains	2 840	2 839	2 588	2 584
Total number of vehicles	367 209		371 428		
AIRPORTS	Total number of persons by direction of crossing	246 075	221 521	266 613	255 340
	Thereof: EU nationals and Slovak nationals	238 018	213 783	239 485	228 514
	Third country nationals	8 057	7 738	27 128	26 826
	Total number of persons	467 596		521 953	
	Total number of aircrafts by direction of crossing	2 120	2 122	2 420	2 393
Total number of aircrafts	4 242		4 813		
Total number of persons		1 336 185		1 512 740	
Total number of vehicles		371 451		376 241	

Note:

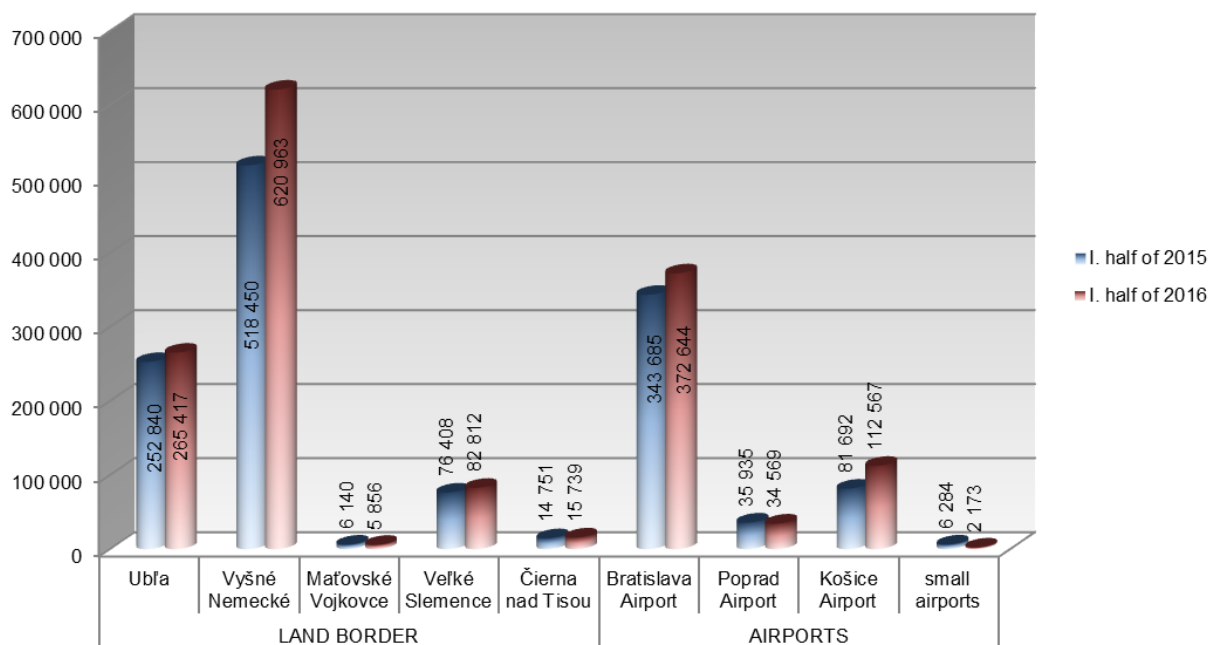
In case of airports, only passengers of non-Schengen flights are included.

Overview of persons and vehicles having crossed the external border legally by individual BCPs during first half of 2015 and 2016

		I. half of 2015		I. half of 2016	
		Persons	Vehicles	Persons	Vehicles
LAND BORDER	Ubl'a	252 840	106 308	265 417	107 332
	Vyšné Nemecké	518 450	253 774	620 963	257 468
	Maťovské Vojkovce	6 140	3 401	5 856	3 226
	Veľké Slemence	76 408	-	82 812	-
	Čierna nad Tisou	14 751	3 726	15 739	3 402
AIRPORTS	Bratislava Airport	343 685	3 109	372 644	3 281
	Poprad Airport	35 935	300	34 569	256
	Košice Airport	81 692	713	112 567	1 170
	small airports*	6 284	120	2 173	106
TOTAL		1 336 185	371 451	1 512 740	376 241

* small airports Piešťany(PZY), Sliac(SLD), Nitra(LZNI), Žilina(ILZ) and Prievidza(LZPE) are small airports BCPs according Reg. EU C 134

Overview of persons having crossed the external border legally by individual BCPs during I. half of 2015 and 2016



1.2 Stay of Aliens in Slovak Republic

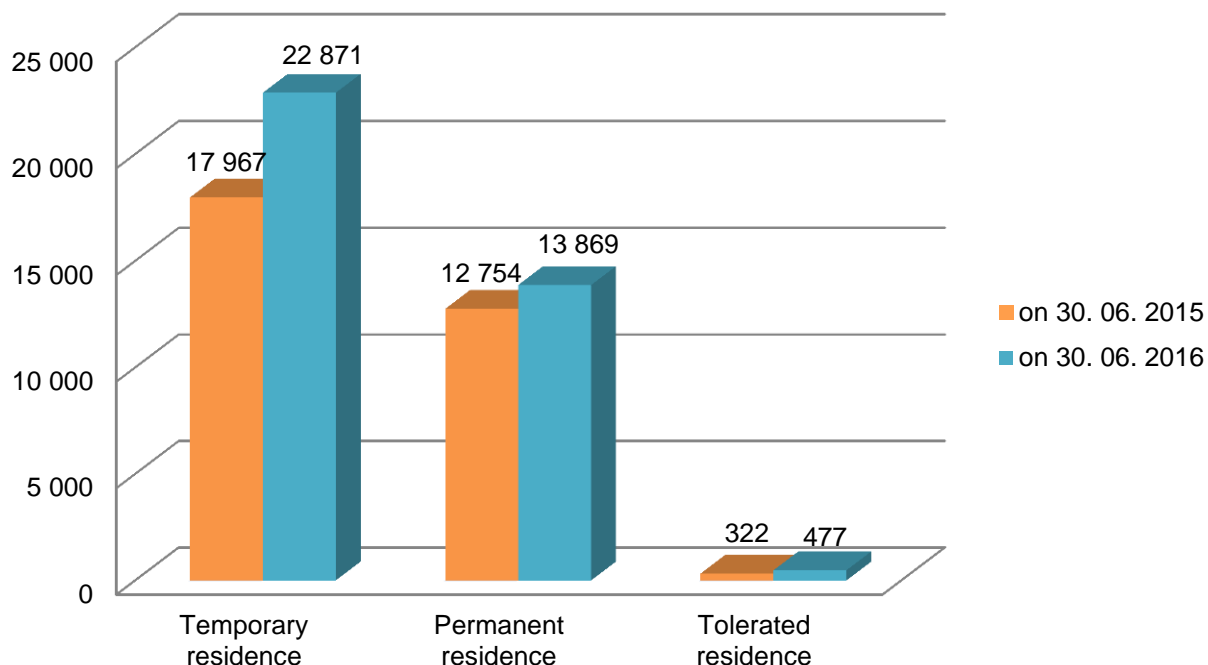
Number of valid residence permits on 30. 06. 2015 and on 30. 06. 2016

Nationality type	on 30. 06. 2015	on 30. 06. 2016
Third country nationals	31 043	37 217
EU nationals (registrations for residence)	48 379	50 749
TOTAL	79 422	87 966

Number of valid residence permits for third country nationals on 30. 06. 2015 and on 30. 06. 2016 by type of residence

Type of residence	on 30. 06. 2015	on 30. 06. 2016
Temporary residence	17 967	22 871
Permanent residence	12 754	13 869
Tolerated residence	322	477
TOTAL	31 043	37 217

Number of valid residence permits for third country nationals on 30. 06. 2015 and on 30. 06. 2016 by type of residence



Top 20 nationalities with valid residence permit on 30. 06. 2016 - third country nationals

Nationality	on 30. 06. 2016			
	Total number of permits	Thereof:		
		Temporary	Permanent	Tolerated
Ukraine	11 517	8 018	3 459	40
Serbia	6 091	5 541	533	17
Russia	3 721	1 923	1 786	12
Viet Nam	2 423	729	1 662	32
China (PRC)	2 205	831	1 373	1
Korean Republic	1 611	1 132	479	-
United States, USA	893	399	490	4
Macedonia (FYROM)	871	402	464	5
Iran	750	661	88	1
Turkey	497	257	234	6
Syria	479	218	95	166
Israel	345	272	72	1
India	315	175	136	4
Belarus	297	133	162	2
Thailand	291	175	116	-
Egypt	263	76	183	4
Afghanistan	225	120	101	4
Iraq	215	73	140	2
Kazakhstan	212	143	69	-
Bosnia and Herzegovina	203	87	113	3
Other nationalities	3 793	1 506	2 114	173
TOTAL	37 217	22 871	13 869	477

Top 20 nationalities with valid residence permit on 30. 06. 2015 - third country nationals

Nationality	on 30. 06. 2015			
	Total number of permits	Thereof:		
		Temporary	Permanent	Tolerated
Ukraine	9 000	5 744	3 210	46
Serbia	4 953	4 443	496	14
Russia	3 188	1 532	1 647	9
Viet Nam	2 244	582	1 625	37
China (PRC)	2 071	767	1 302	2
Korean Republic	1 547	1 108	439	-
United States, USA	878	411	459	8
Macedonia (FYROM)	751	325	417	9
Turkey	438	226	207	5
Iran	388	305	83	-
Israel	304	240	63	1
Thailand	268	171	97	-
Belarus	249	110	138	1
India	249	109	133	7
Afghanistan	237	157	76	4
Syria	220	131	88	1
Egypt	217	44	170	3
Kazakhstan	170	110	60	-
Libya	166	136	26	4
Brazil	163	65	98	-
Other nationalities	3 342	1 251	1 920	171
TOTAL	31 043	17 967	12 754	322

Number of valid residence permits for third country nationals on 30.06.2015 and on 30.06.2016 by region and type of residence

		on 30.06.2015	on 30.06.2016
Bratislava region		13 288	16 540
Thereof:	Temporary residence	8 713	11 441
	Permanent residence	4 466	4 982
	Tolerated residence	109	117
Košice region		4 588	5 106
Thereof:	Temporary residence	2 602	2 997
	Permanent residence	1 969	2 103
	Tolerated residence	17	6
Prešov region		2 754	3 036
Thereof:	Temporary residence	1 229	1 469
	Permanent residence	1 434	1 470
	Tolerated residence	91	97
Žilina region		2 490	2 794
Thereof:	Temporary residence	1 512	1 764
	Permanent residence	965	1 018
	Tolerated residence	13	12
Nitra region		2 330	2 705
Thereof:	Temporary residence	1 138	1 324
	Permanent residence	1 183	1 372
	Tolerated residence	9	9
Trnava region		2 250	3 090
Thereof:	Temporary residence	1 139	1 743
	Permanent residence	1 048	1 128
	Tolerated residence	63	219
Banská Bystrica region		1 709	2 177
Thereof:	Temporary residence	807	1 202
	Permanent residence	894	970
	Tolerated residence	8	5
Trenčín region		1 634	1 769
Thereof:	Temporary residence	827	931
	Permanent residence	795	826
	Tolerated residence	12	12
Total		31 043	37 217
Thereof:	Temporary residence	17 967	22 871
	Permanent residence	12 754	13 869
	Tolerated residence	322	477

Number of EU nationals with valid registration for residence on 30. 06. 2016

Nationality	on 30. 06. 2016
	Number of registrations
Czech Republic	10 092
Hungary	7 701
Romania	6 771
Poland	5 444
Germany	4 309
Italy	2 583
Austria	2 286
United Kingdom	1 871
Bulgaria	1 737
France	1 377
Croatia	975
Spain	932
Norway	640
Greece	635
Netherlands	540
Belgium	458
Portugal	413
Sweden	297
Slovenia	293
Switzerland	240
Ireland	233
Denmark	214
Latvia	186
Lithuania	173
Finland	162
Iceland	69
Cyprus	46
Estonia	38
Malta	23
Luxemburg	9
Liechtenstein	2
TOTAL	50 749

Number of EU nationals with valid registration for residence on 30. 06. 2015

Nationality	on 30. 06. 2015
	Number of registrations
Czech Republic	9 723
Hungary	7 435
Romania	6 404
Poland	5 274
Germany	4 211
Italy	2 384
Austria	2 230
United Kingdom	1 761
Bulgaria	1 669
France	1 314
Spain	840
Croatia	752
Norway	661
Netherlands	513
Greece	507
Belgium	458
Portugal	363
Sweden	285
Slovenia	282
Switzerland	228
Ireland	215
Denmark	212
Latvia	170
Lithuania	162
Finland	153
Iceland	63
Cyprus	43
Estonia	37
Malta	20
Luxemburg	8
Liechtenstein	2
TOTAL	48 379

Number of valid residence permits of third country nationals on 30.06.2015 and on 30.06.2016 by purpose of residence

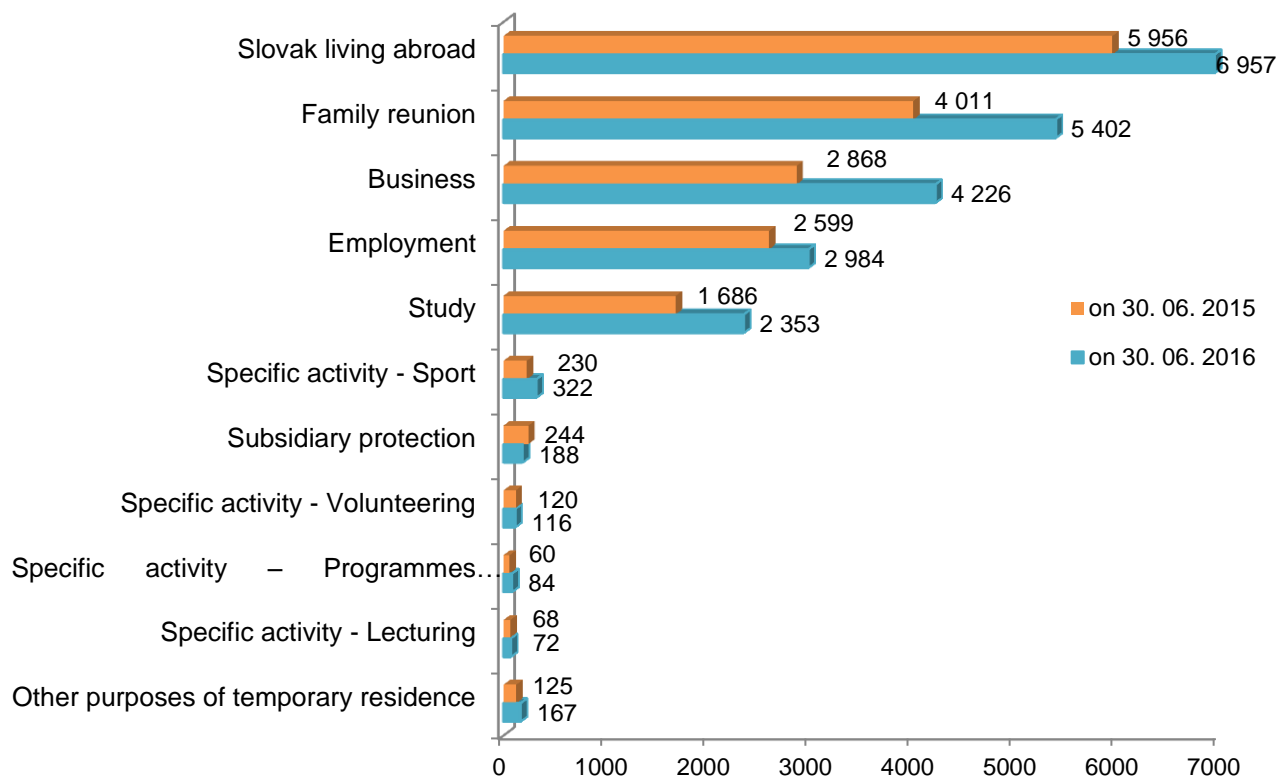
Temporary residence		
Purpose of residence	on 30. 06. 2015	on 30. 06. 2016
Slovak living abroad	5 956	6 957
Family reunion	4 011	5 402
Business	2 868	4 226
Employment	2 599	2 984
Study	1 686	2 353
Specific activity – Sport	230	322
Subsidiary protection	244	188
Specific activity- Volunteering	120	116
Specific activity – Programmes approved by SR government or the EU	60	84
Specific activity – Lecturing	68	72
Other purposes of temporary residence	125	167
TOTAL	17 967	22 871

Permanent residence		
Purpose of residence	on 30. 06. 2015	on 30. 06. 2016
Long term residence	4 387	5 872
Permanent residence (unlimited)	4 226	3 729
Permanent residence (for 5 years)	3 554	3 378
Family member of EU national	387	530
Refugee	157	288
Family member of EU national – permanent	43	72
TOTAL	12 754	13 869

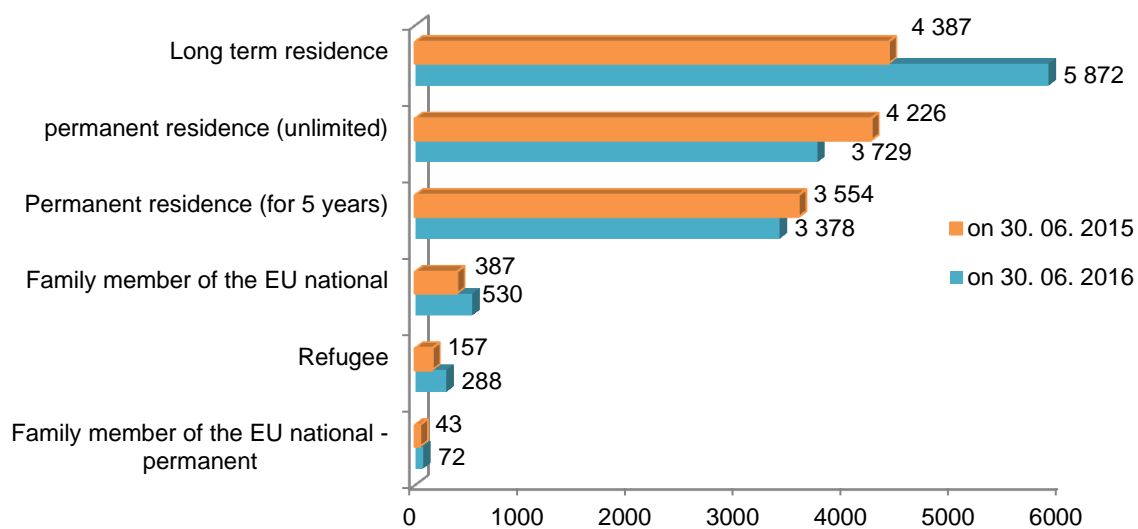
Tolerated residence		
Purpose of residence	on 30. 06. 2015	on 30. 06. 2016
Art. 58/4/c)	161	174
Art. 58/1/b)	131	276
Art. 58/2/b)	20	20
Art. 58/1/a)	5	5
Art. 58/4/a)	4	2
Art. 58/2/a)	1	-
TOTAL	322	477

Number of valid residence permits of third country nationals on 30.06.2015 and on 30.06.2016 by purpose of residence

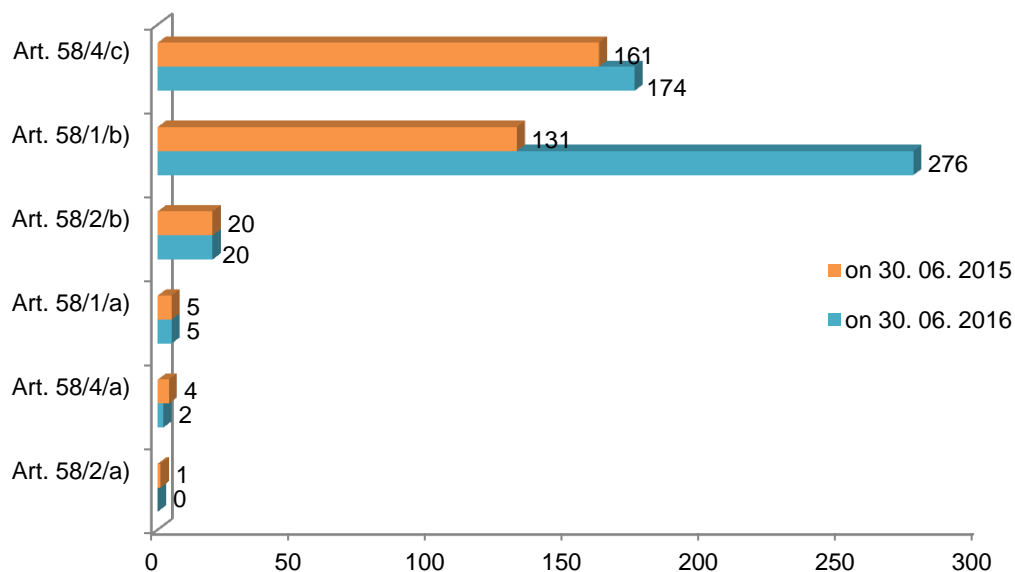
Temporary residence - most frequent purposes of temporary residence of third country nationals on 30. 06. 2015 and on 30. 06. 2016



Permanent residence of third country nationals on 30. 06. 2015 and on 30. 06. 2016



Tolerated residence of third country nationals on 30. 06. 2015 and on 30. 06. 2016 by purpose of residence



Note:

Purposes for tolerated residence according the Act on stay of aliens:

Art. 58/1/a) – if there is an obstruction to his/her administrative expulsion as per §81,

Art. 58/1/b) – if his/her exit is impossible and his/her detention is inefficient,

Art. 58/2/a) – a minor who is found on the SR territory,

Art. 58/2/b) – if required due to the respect for his/her personal and family life and does not pose a threat to the state safety or public order,

Art. 58/4/a) - provision of institutional care,

Art. 58/4/c) – evaluation of applications for the granting of tolerated residence, prison sentence execution, or period of imprisonment; this shall not apply, if the residence of a third country national on the Slovak Republic territory is authorized.

Number of residence permits granted to aliens in I. half of 2015 and 2016

Nationality	I. half of 2015	I. half of 2016
Third country nationals	7 478	7 863
EU nationals (registrations)	2 982	3 521
TOTAL	10 460	11 384

Note:

Granted residence permit – includes granted, renewed residence permits and validity extensions of residence permits within the period from 1st January to 30th June of respective year.

Number of valid residence permits granted to third country nationals in I. half of 2015 and 2016 by type of residence

Type of residence	I. half of 2015	I. half of 2016
Temporary residence	6 268	6 176
Permanent residence	1 011	1 132
Tolerated residence	199	555
TOTAL	7 478	7 863

Top twenty nationalities whom the residence permit was granted in first half of 2016 – third country nationals

Nationality	I. half of 2016			
	Total number of permits	Thereof:		
		Temporary	Permanent	Tolerated
Ukraine	2 514	2 288	215	11
Serbia	896	856	30	10
Russia	817	709	100	8
Korean Republic	475	404	71	-
Syria	430	81	3	346
Iran	324	317	7	-
Viet Nam	269	221	44	4
China (PRC)	268	221	47	-
Iraq	169	17	152	-
Turkey	156	133	21	2
Macedonia (FYROM)	155	124	29	2
Somalia	129	2	1	126
United States, USA	122	87	32	3
Thailand	77	64	13	-
India	76	66	10	-
Mexico	70	51	19	-
Kazakhstan	59	55	4	-
Belarus	58	42	15	1
Egypt	45	30	14	1
Brazil	37	26	11	-
Other nationalities	717	382	294	41
TOTAL	7 863	6 176	1 132	555

Top twenty nationalities whom the residence permit was granted in first half of 2015 – third country nationals

Nationality	I. half of 2015			
	Total number of permits	Thereof:		
		Temporary	Permanent	Tolerated
Ukraine	2 855	2 550	291	14
Serbia	1 305	1 255	39	11
Russia	700	576	118	6
Korean Republic	411	377	34	-
China (PRC)	248	183	63	2
Viet Nam	222	166	49	7
Iran	171	159	12	-
United States, USA	166	130	28	8
Macedonia (FYROM)	135	102	30	3
Turkey	129	106	23	-
Somalia	105	2	2	101
Thailand	71	64	7	-
India	64	43	18	3
Libya	50	44	4	2
Syria	47	41	5	1
Kazakhstan	45	39	6	-
Mexico	43	34	9	-
Belarus	36	31	5	-
Japan	35	31	4	-
Brazil	29	16	13	-
Other nationalities	611	319	251	41
TOTAL	7 478	6 268	1 011	199

1.3 Visas

Visa applications and granted visas by Embassies of the SR by visa type and nationality of applicants in I. half of 2016 – TOP 20

I. half of 2016								
Nationality	Total	Visa applications			Total	Granted visas		
		A type visa	C type visa	D type visa		A type visa	C type visa	D type visa
Ukraine	18 605	-	18 438	167	17 986	-	17 822	164
Russia	4 857	-	4 818	39	4 787	-	4 748	39
Belarus	3 095	-	3 095	-	3 094	-	3 094	-
China (PRC)	1 096	-	1 028	68	1 027	-	959	68
Kuwait	735	-	728	7	723	-	716	7
Turkey	465	-	400	65	455	-	391	64
India	432	-	394	38	398	-	361	37
Viet Nam	274	-	166	108	258	-	153	105
Egypt	237	-	231	6	214	-	208	6
Iran	229	-	180	49	115	-	73	42
South Africa	215	-	215	-	204	-	204	-
Kazakhstan	210	-	206	4	205	-	201	4
Kosovo	178	-	172	6	157	-	151	6
Kenya	168	-	168	-	132	-	132	-
Thailand	117	-	82	35	114	-	80	34
Uzbekistan	106	-	106	-	101	-	101	-
Somalia	102	-	-	102	154	-	-	154
Indonesia	86	-	83	3	84	-	82	2
Philippines	55	-	38	17	55	-	38	17
Armenia	26	-	24	2	21	-	19	2
Other nationalities	425	-	318	107	366	-	262	104
TOTAL	31 713	0	30 890	823	30 650	0	29 795	855

Data submitted by NVIS MFA

Visa applications and granted visas by Embassies of the SR by visa type and nationality of applicants in I. half of 2015 – TOP 20

I. half of 2015								
Nationality	Total	Visa applications			Total	Granted visas		
		A type visa	C type visa	D type visa		A type visa	C type visa	D type visa
Ukraine	24 030	1	23 903	126	23 517	-	23 393	124
Russia	5 583	-	5 537	46	5 534	-	5 490	44
Belarus	5 279	-	5 277	2	5 246	-	5 244	2
China (PRC)	945	-	873	72	942	-	871	71
Turkey	609	-	575	34	605	-	570	35
Kuwait	602	-	602	-	592	-	592	-
Egypt	511	-	500	11	390	-	380	10
Iran	401	-	359	42	323	-	283	40
Kazakhstan	343	-	343	-	344	-	342	2
India	324	-	309	15	274	-	260	14
Iraq	286	-	275	11	242	-	231	11
Kenya	198	-	197	1	189	-	188	1
Viet Nam	181	-	113	68	146	-	84	62
Indonesia	149	-	149	-	136	-	136	-
South Africa	137	-	137	-	134	-	134	-
Kosovo	75	-	74	1	55	-	54	1
Uzbekistan	66	-	63	3	65	-	62	3
Armenia	47	-	46	1	36	-	35	1
Thailand	47	-	45	2	47	-	45	2
Philippines	34	-	34	-	33	-	33	-
Other nationalities	504	-	391	113	453	-	352	101
TOTAL	40 351	1	39 802	548	39 303	0	38 779	524

Data submitted by NVIS MFA

Security checks related to visa applications requested by MFA SR in I. half of 2015 and 2016

Month	I. half of 2015				I. half of 2016			
	Total	CVAD opinion			Total	CVAD opinion		
		approving	disapproving	binding		approving	disapproving	binding
January	4 710	4 705	5	-	3 690	3 683	7	-
February	4 810	4 795	15	-	4 442	4 435	7	-
March	5 821	5 802	19	-	4 653	4 649	4	-
April	7 428	7 422	6	-	5 984	5 973	11	-
May	7 253	7 244	9	-	5 974	5 969	5	-
June	11 342	11 332	10	-	7 537	7 523	14	-
TOTAL	41 364	41 300	64	0	32 280	32 232	48	0

Security checks related to visa applications requested by embassies of other EU member states in I. half of 2015 and 2016

Month	I. half of 2015			I. half of 2016		
	Total	CVAD opinion		Total	CVAD opinion	
		approving	disapproving		approving	disapproving
January	44 817	44 807	10	45 451	45 439	12
February	51 263	51 244	19	59 770	59 758	12
March	56 457	56 445	12	60 208	60 190	18
April	60 957	60 945	12	66 213	66 202	11
May	72 873	72 855	18	82 375	82 360	15
June	83 595	83 580	15	88 540	88 526	14
TOTAL	369 962	369 876	86	402 557	402 475	82

Disapproving opinion of Central Visa Authority Department of Bureau of Border and Alien Police to the visa application according to the hit in Schengen information system for purpose of entry refusal by nationality of visa applicant in I. half of 2016

Nationality	Total	Thereof:	
		MFA	VIS
Nigeria	29	-	29
Pakistan	10	-	10
Libya	9	-	9
Egypt	7	-	7
Iraq	6	-	6
Russia	5	5	-
Iran	4	-	4
Ukraine	4	4	-
Bangladesh	3	-	3
Kosovo	3	3	-
Afghanistan	1	-	1
China (PRC)	1	1	-
Palestine	1	-	1
Turkey	1	1	-
TOTAL	84	14	70

Note:

MFA – requests sent by embassies and general consulates of the SR

VIS – requests sent by other EU member states

Number of security checks of invitations requested by Alien Police Units of the Police Force in I. half of 2015 and 2016

Invitations		I. half of 2015	I. half of 2016
Official		467	586
Private		953	971
Total number of security checks		1 420	1 557
Thereof:	Total number of approved invitations	1 281	1 410
	Total number of disapproved invitations	139	147

Number of security checks of invitations requested by Alien Police Units of the Police Force in I. half of 2016 - TOP 10

Nationality	Total	Invitations	
		Official	Private
Ukraine	296	9	287
India	227	12	215
China (PRC)	152	100	52
Iran	127	83	44
Viet Nam	87	4	83
Egypt	77	41	36
Russia	57	5	52
Thailand	37	9	28
Turkey	24	8	16
Cuba	12	2	10
Other nationalities	461	313	148
TOTAL	1 557	586	971

Negative statement of Central Visa Authority Department of Bureau of Border and Alien Police to the invitation letter according to hit in Schengen information system for purpose of entry refusal by nationality and type of invitation in I. half of 2016

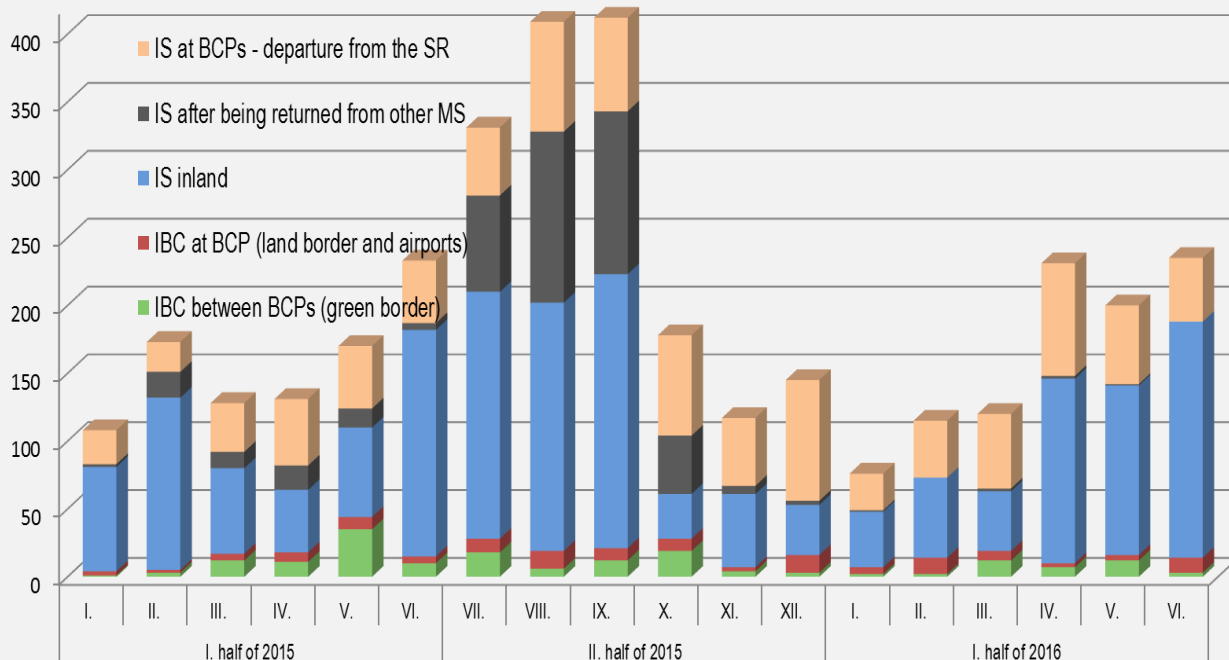
Nationality	Total	Thereof disapproving opinion to:	
		Private invitations	Official invitations
---	0	-	-
TOTAL	0	0	0

2 ILLEGAL MIGRATION

Overview of illegal migration on the territory of the SR in I. half of: 2015 and 2016

		I. half of 2015			I. half of 2016		
		Total	Thereof:		Total	Thereof:	
			to SR	from SR		to SR	from SR
IBC	External land border between BCPs	72	72	0	38	36	2
	External land border at BCPs	30	29	1	34	34	0
	External air border (at airports)	1	1	0	8	1	7
	TOTAL	103	102	1	80	71	9
IS	Inland	546			579		
	At BCPs – departure from the SR	224			312		
	Returned from other Member State	70	---	---	6	---	---
	TOTAL	840			897		
TOTAL		943			977		

Development of individual indicators of illegal migration on the territory of the SR within the period from January 2015 to June 2016 by individual months



Overview of illegal migration on the territory of the SR disaggregated by detection and processing by individual DBAP in I. half of 2016

	DETECTED			PROCESSED		
	Total	IBC	IS	Total	IBC	IS
DBAP Bratislava	193	1	192	440	1	439
DBAP B. Bystrica	73	-	73	74	-	74
DBAP Prešov	44	5	39	81	7	74
DBAP Sobrance	382	70	312	382	72	310
Other authority*	285	4	281	0	-	-
TOTAL	977	80	897	977	80	897

Overview of illegal migration on the territory of the SR disaggregated by detection and processing by individual DBAP in I. half of 2015

	DETECTED			PROCESSED		
	Total	IBC	IS	Total	IBC	IS
DBAP Bratislava	343	-	343	451	-	451
DBAP B. Bystrica	62	-	62	68	-	68
DBAP Prešov	54	1	53	97	1	96
DBAP Sobrance	327	102	225	327	102	225
Other authority*	157	-	157	0	-	-
TOTAL	943	103	840	943	103	840

* e. g. Customs Criminal Office, Uniformed Police, Railway Police, Authority of other country

Note:

„Authority of detection“ means unit that performed primordial check of alien in the territory of SR, detected violation of the law and handed the case over to competent unit of BBAP for further procession.

Illegal migration on the territory of the SR in I. half of 2016 by nationality

Nationality	Illegal migration in total	IBC			IS		
		Land border:		Airports	Inland	at BCPs - departing from the SR	Returned from other MS
		between BCPs	at BCPs				
Ukraine	469	6	32	8	125	297	1
Afghanistan	103	-	-	-	102	1	-
Iraq	75	-	-	-	75	-	-
Syria	67	1	-	-	65	1	-
Serbia	55	-	-	-	55	-	-
Viet Nam	23	13	-	-	10	-	-
Russia	14	3	-	-	9	-	2
Iran	12	-	-	-	10	-	2
Moldova	12	2	1	-	-	9	-
Georgia	9	6	-	-	1	1	1
Pakistan	9	-	-	-	9	-	-
Turkey	9	-	1	-	8	-	-
Algeria	8	-	-	-	8	-	-
Hungary	8	-	-	-	8	-	-
India	7	-	-	-	7	-	-
Palestine	7	-	-	-	7	-	-
Albania	5	-	-	-	5	-	-
Romania	5	-	-	-	5	-	-
Bosnia and Herzegovina	4	-	-	-	4	-	-
China (PRC)	4	-	-	-	4	-	-
Macedonia (FYROM)	4	-	-	-	4	-	-
Somalia	4	-	-	-	4	-	-
United States, USA	4	-	-	-	4	-	-
Thailand	4	-	-	-	4	-	-
Brazil	3	-	-	-	3	-	-
Montenegro	3	-	-	-	3	-	-
Israel	3	-	-	-	3	-	-
Canada	3	-	-	-	3	-	-
Korean Republic	3	-	-	-	3	-	-
Kuwait	3	-	-	-	3	-	-
Libya	3	-	-	-	3	-	-
Nepal	3	-	-	-	3	-	-
Nigeria	3	-	-	-	2	1	-
Sri Lanka	3	3	-	-	-	-	-
Azerbaijan	2	2	-	-	-	-	-
Egypt	2	-	-	-	2	-	-
Guinea	2	-	-	-	2	-	-
Kazakhstan	2	1	-	-	1	-	-
Senegal	2	-	-	-	2	-	-
Tunisia	2	-	-	-	2	-	-



continued overleaf



continued from previous page (I. half of 2016)

Nationality	Illegal migration in total	IBC			IS		
		Land border:		Airports	Inland	at BCPs - departing from the SR	Returned from other MS
		between BCPs	at BCPs				
Stateless	1	-	-	-	1	-	-
Belarus	1	-	-	-	-	1	-
Bulgaria	1	-	-	-	1	-	-
Philippines	1	-	-	-	1	-	-
Ghana	1	-	-	-	1	-	-
Netherlands	1	1	-	-	-	-	-
Japan	1	-	-	-	-	1	-
D. R. Congo.	1	-	-	-	1	-	-
Cuba	1	-	-	-	1	-	-
Liberia	1	-	-	-	1	-	-
Morocco	1	-	-	-	1	-	-
Mexico	1	-	-	-	1	-	-
Italy	1	-	-	-	1	-	-
Uzbekistan	1	-	-	-	1	-	-
TOTAL	977	38	34	8	579	312	6

Illegal migration on the territory of the SR in I. half of 2015 by nationality

Nationality	Illegal migration in total	IBC			IS		
		Land border:		Airports	Inland	at BCPs - departing from the SR	Returned from other MS
		between BCPs	at BCPs				
Ukraine	344	2	29	1	87	220	5
Syria	154	5	-	-	120	-	29
Kosovo	111	-	-	-	98	-	13
Afghanistan	57	25	-	-	30	-	2
Iraq	43	10	-	-	21	-	12
Serbia	22	-	-	-	22	-	-
Russia	21	2	-	-	16	2	1
Israel	16	-	-	-	16	-	-
Georgia	13	10	1	-	2	-	-
Macedonia (FYROM)	12	-	-	-	12	-	-
Viet Nam	12	3	-	-	9	-	-
Somalia	11	11	-	-	-	-	-
Bangladesh	8	3	-	-	5	-	-
China (PRC)	8	-	-	-	8	-	-
United States, USA	8	-	-	-	8	-	-
Sudan	7	-	-	-	6	-	1
Cuba	6	-	-	-	6	-	-
Turkey	6	1	-	-	5	-	-
India	5	-	-	-	5	-	-
Libya	5	-	-	-	5	-	-
Algeria	4	-	-	-	4	-	-
Brazil	4	-	-	-	4	-	-
Canada	4	-	-	-	4	-	-
Korean Republic	4	-	-	-	4	-	-
Nigeria	4	-	-	-	4	-	-
Pakistan	4	-	-	-	4	-	-
Romania	4	-	-	-	4	-	-
Armenia	3	-	-	-	-	-	3
Bosnia and Herzegovina	3	-	-	-	3	-	-
Bulgaria	3	-	-	-	3	-	-
Côte d'Ivoire	3	-	-	-	3	-	-
Stateless	2	-	-	-	2	-	-
Egypt	2	-	-	-	2	-	-
Philippines	2	-	-	-	2	-	-
Guinea	2	-	-	-	2	-	-
Iran	2	-	-	-	1	-	1
Moldova	2	-	-	-	2	-	-
Germany	2	-	-	-	2	-	-
Palestine	2	-	-	-	1	-	1
Argentina	1	-	-	-	1	-	-
Australia	1	-	-	-	1	-	-
Belarus	1	-	-	-	-	1	-
Burkina	1	-	-	-	1	-	-
Gambia	1	-	-	-	1	-	-
Haiti	1	-	-	-	1	-	-



continued overleaf



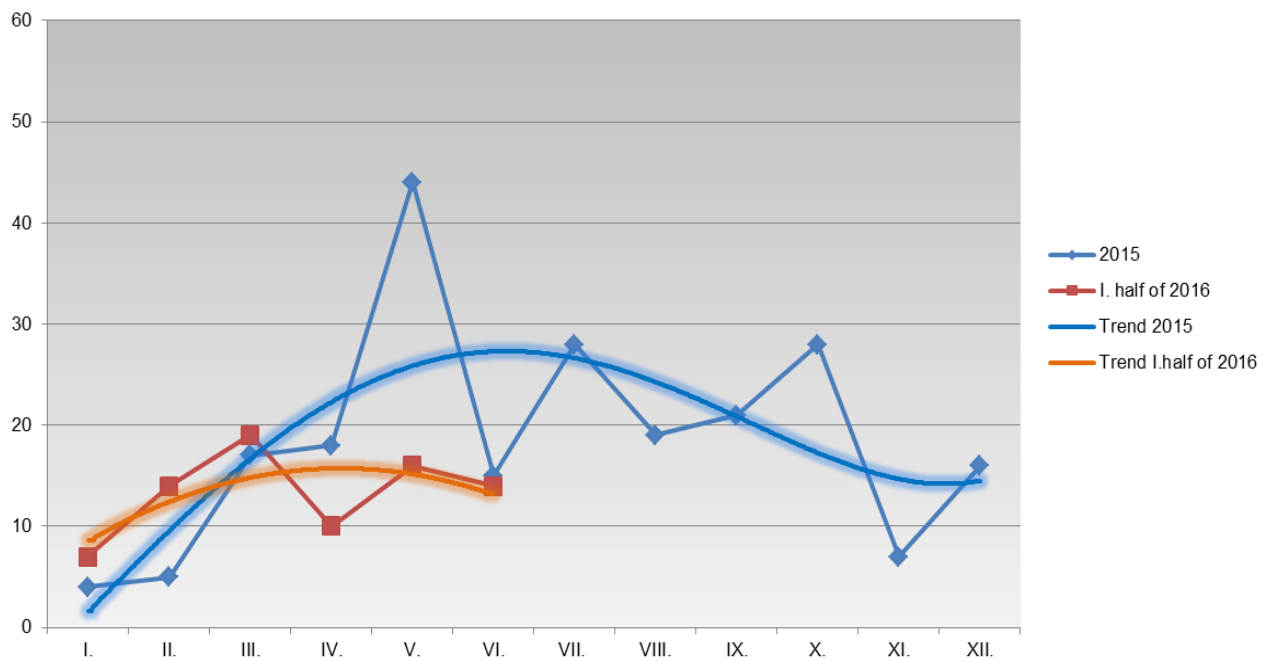
continued from previous page (I. half of 2015)

Nationality	Illegal migration in total	IBC			IS		
		Land border:		Airports	Inland	at BCPs - departing from the SR	Returned from other MS
		between BCPs	at BCPs				
Cameroon	1	-	-	-	1	-	-
Lebanon	1	-	-	-	1	-	-
Liberia	1	-	-	-	1	-	-
Mexico	1	-	-	-	1	-	-
Nepal	1	-	-	-	1	-	-
Poland	1	-	-	-	1	-	-
Austria	1	-	-	-	1	-	-
Saudi Arabia	1	-	-	-	1	-	-
Turkmenistan	1	-	-	-	-	1	-
Tunisia	1	-	-	-	1	-	-
Uganda	1	-	-	-	-	-	1
Uzbekistan	1	-	-	-	-	-	1
TOTAL	943	72	30	1	546	224	70

2.1 Illegal Crossings of State Border of the Slovak Republic

Overview of IBC by individual months in: 2015 and 2016

	Total	I.	II.	III.	IV.	V.	VI.	VII.	VIII.	IX.	X.	XI.	XII.
2015	222	4	5	17	18	44	15	28	19	21	28	7	16
2016	80	7	14	19	10	16	14	-	-	-	-	-	-



IBC in I. half of 2016 disaggregated by place and direction of crossing

Nationality	IBC			Thereof:					
				Land border between BCPs		Land border at BCPs		Airports (non-Schengen flights)	
	Total	Thereof:		to SR	from SR	to SR	from SR	to SR	from SR
to SR		from SR							
Ukraine	46	39	7	6	-	32	-	1	7
Viet Nam	13	13	-	13	-	-	-	-	-
Georgia	6	6	-	6	-	-	-	-	-
Moldova	3	3	-	2	-	1	-	-	-
Russia	3	1	2	1	2	-	-	-	-
Sri Lanka	3	3	-	3	-	-	-	-	-
Azerbaijan	2	2	-	2	-	-	-	-	-
Netherlands	1	1	-	1	-	-	-	-	-
Kazakhstan	1	1	-	1	-	-	-	-	-
Syria	1	1	-	1	-	-	-	-	-
Turkey	1	1	-	-	-	1	-	-	-
TOTAL	80	71	9	36	2	34	0	1	7

IBC in I. half of 2015 disaggregated by place and direction of crossing

Nationality	IBC			Thereof:					
				Land border between BCPs		Land border at BCPs		Airports (non-Schengen flights)	
	Total	Thereof:		to SR	from SR	to SR	from SR	to SR	from SR
to SR		from SR							
Ukraine	32	31	1	2	-	28	1	1	-
Afghanistan	25	25	-	25	-	-	-	-	-
Georgia	11	11	-	10	-	1	-	-	-
Somalia	11	11	-	11	-	-	-	-	-
Iraq	10	10	-	10	-	-	-	-	-
Syria	5	5	-	5	-	-	-	-	-
Bangladesh	3	3	-	3	-	-	-	-	-
Viet Nam	3	3	-	3	-	-	-	-	-
Russia	2	2	-	2	-	-	-	-	-
Turkey	1	1	-	1	-	-	-	-	-
TOTAL	103	102	1	72	0	29	1	1	0

IBC in I. half of 2016 disaggregated by place and modus operandi of crossing

			Number of migrants
LAND BORDER	between BCPs	on foot without own travel document	31
		on foot with own travel document	6
		on foot with forged/counterfeit document	1
		Total	38
	at BCPs	counterfeit/forged travel document	31
		counterfeit/forged visa, residence permit	1
		person attempting to avoid border check	1
		person on whom an alert has been issued in national registry for purposes of entry refusal	-
		asylum applicant at the BCP entering the territory of the SR with own genuine travel document	1
		Total	34
AIRPORTS	travel document of other person (impostor) / fraudulently obtained document	6	
	counterfeit/forged travel document	2	
	counterfeit/forged visa, residence permit	-	
	Total	8	
TOTAL			80

IBC in I. half of 2015 disaggregated by place and modus operandi of crossing

			Number of migrants
LAND BORDER	between BCPs	on foot without own travel document	67
		on foot with own travel document	5
		Total	72
	at BCPs	counterfeit/forged travel document	29
		counterfeit/forged visa, residence permit	-
		person attempting to avoid border check	-
		person on whom an alert has been issued in national registry for purposes of entry refusal	1
		asylum applicant at the BCP entering the territory of the SR with own genuine travel document	-
		Total	30
	AIRPORTS	travel document of other person (impostor) / fraudulently obtained document	-
counterfeit/forged travel document		1	
counterfeit/forged visa, residence permit		-	
Total		1	
TOTAL			103

IBC at land border between BCPs in I. half of 2016 disaggregated by processing authority

Nationality	Total	BCU PF									
		Zboj	Topoľa	Ulič	Ubl'a	Podhorod'	Petrovce	Vyšné Nemecké	Maťovské Vojkovce	Veľké Slemence	Čierna nad Tisou
Viet Nam	13	-	-	-	-	13	-	-	-	-	-
Georgia	6	-	-	2	3	-	-	-	1	-	-
Ukraine	6	-	-	2	1	1	-	1	-	-	1
Russia	3	-	-	-	2	1	-	-	-	-	-
Sri Lanka	3	3	-	-	-	-	-	-	-	-	-
Azerbaijan	2	-	2	-	-	-	-	-	-	-	-
Moldova	2	-	-	-	-	1	-	1	-	-	-
Netherlands	1	-	-	-	-	-	-	1	-	-	-
Kazakhstan	1	-	-	-	-	-	-	-	-	-	1
Syria	1	-	-	-	-	-	-	1	-	-	-
TOTAL	38	3	2	4	6	16	0	4	1	0	2

IBC at land border between BCPs in I. half of 2015 disaggregated by processing authority

Nationality	Total	BCU PF									
		Zboj	Topoľa	Ulič	Ubl'a	Podhorod'	Petrovce	Vyšné Nemecké	Maťovské Vojkovce	Veľké Slemence	Čierna nad Tisou
Afghanistan	25	3	-	-	7	15	-	-	-	-	-
Somalia	11	5	-	-	-	6	-	-	-	-	-
Georgia	10	-	-	-	4	-	3	3	-	-	-
Iraq	10	-	-	-	-	1	-	9	-	-	-
Syria	5	-	-	-	1	2	-	2	-	-	-
Bangladesh	3	-	-	3	-	-	-	-	-	-	-
Viet Nam	3	-	-	-	3	-	-	-	-	-	-
Russia	2	-	-	-	1	-	-	1	-	-	-
Ukraine	2	-	-	1	1	-	-	-	-	-	-
Turkey	1	-	-	-	-	-	-	1	-	-	-
TOTAL	72	8	0	4	17	24	3	16	0	0	0

IBC at BCPs in I. half of 2016 disaggregated by individual BCU PF

Nationality	Total	BCU PF								
		Ubl'a	Vyšné Nemecké	Maťovské Vojkovce	Veľké Slemence	Čierna nad Tisou	Bratislava Airport	Poprad Airport	Košice Airport	small Airports
Ukraine	40	-	32	-	-	-	1	2	5	-
Moldova	1	-	1	-	-	-	-	-	-	-
Turkey	1	-	-	-	-	1	-	-	-	-
TOTAL	42	0	33	0	0	1	1	2	5	0

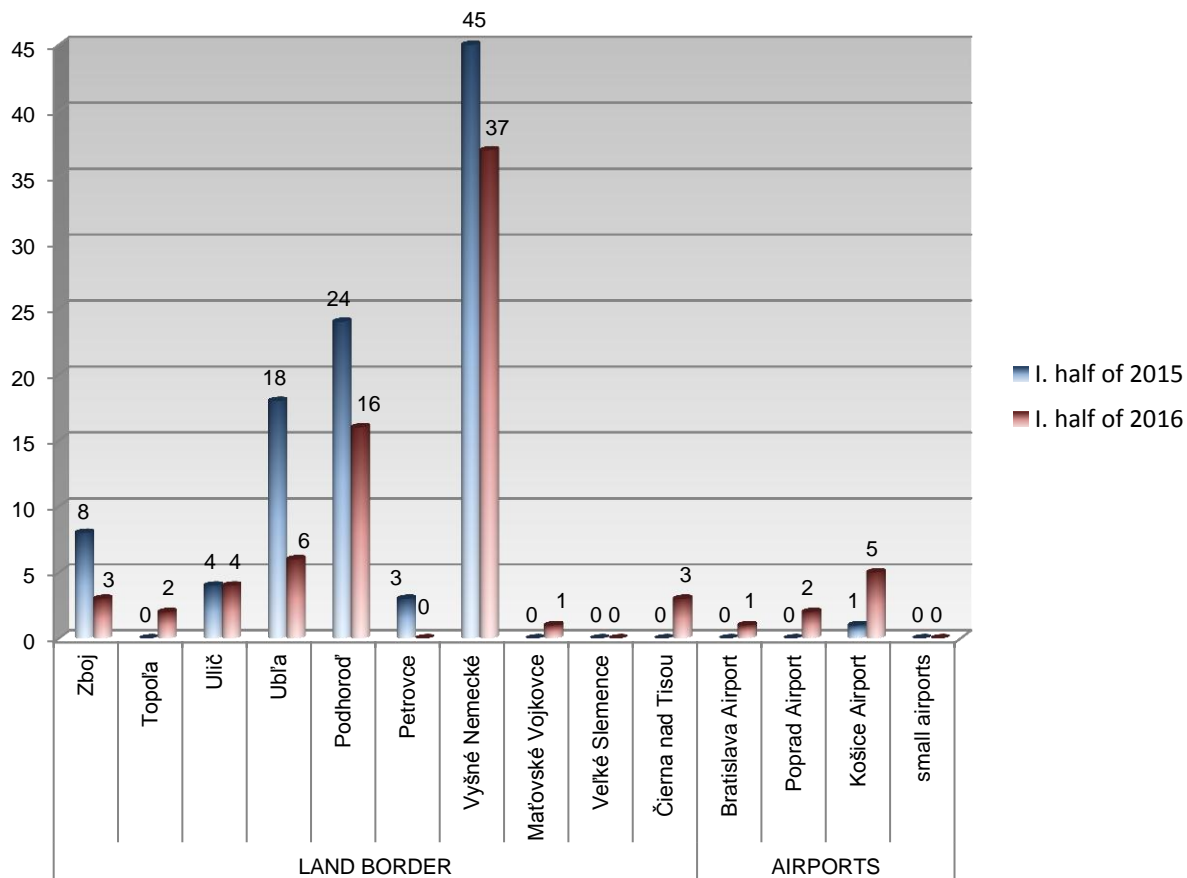
IBC at BCPs in I. half of 2015 disaggregated by individual BCU PF

Nationality	Total	BCU PF								
		Ubl'a	Vyšné Nemecké	Maťovské Vojkovce	Veľké Slemence	Čierna nad Tisou	Bratislava Airport	Poprad Airport	Košice Airport	small Airports
Ukraine	30	1	28	-	-	-	-	-	1	-
Georgia	1	-	1	-	-	-	-	-	-	-
TOTAL	31	1	29	0	0	0	0	0	1	0

Overview of IBC by processing of cases by individual units in I. half of: 2015 and 2016

Units	I. half of 2015	I. half of 2016
BCU PF Zboj	8	3
BCU PF Topoľa	-	2
BCU PF Ulič	4	4
BCU PF Ubl'a	18	6
BCU PF Podhorod'	24	16
BCU PF Petrovce	3	-
BCU PF Vyšné Nemecké	45	37
BCU PF Maťovské Vojkovce	-	1
BCU PF Veľké Slemence	-	-
BCU PF Čierna nad Tisou	-	3
BCU PF Bratislava Airport	-	1
BCU PF Poprad Airport	-	2
BCU PF Košice Airport	1	5
small Airports	-	-
TOTAL	103	80

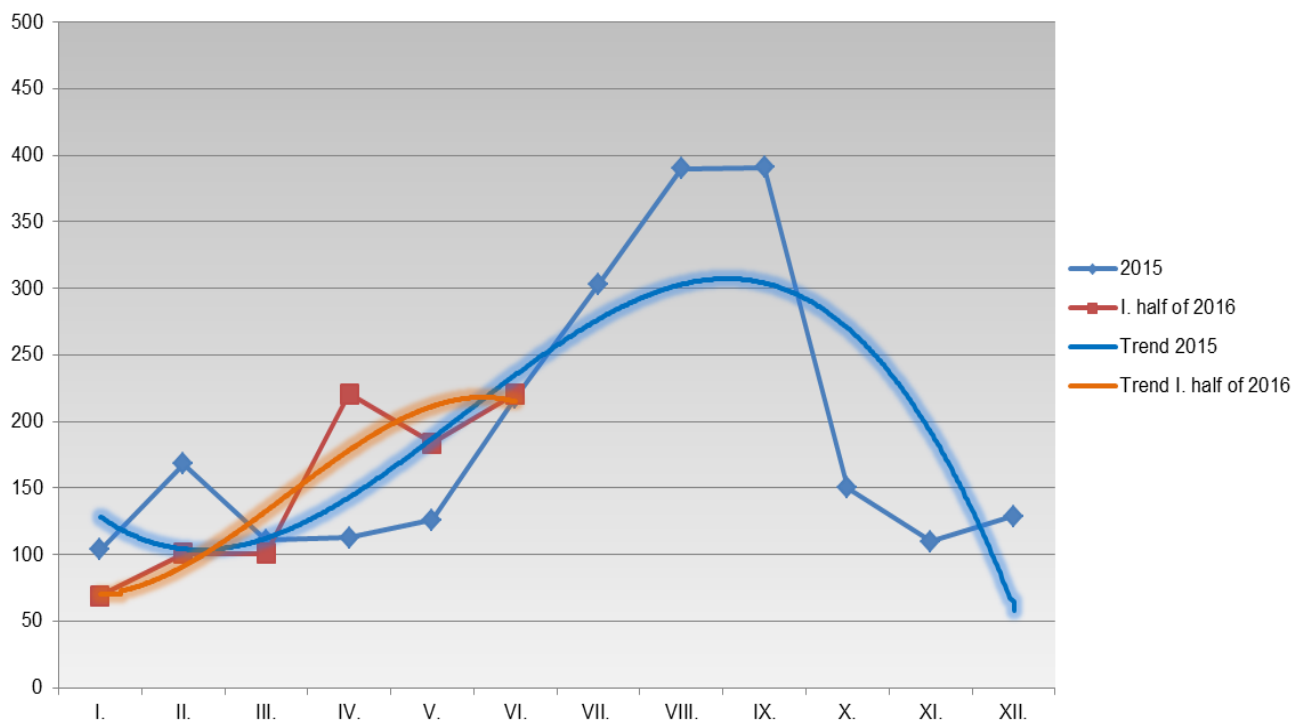
Overview of IBC by processing of cases by individual units in I. half of: 2015 a 2016



2.2 Illegal stay on the territory of the Slovak Republic

Overview of IS by individual months in: 2015 and 2016

	Total	I.	II.	III.	IV.	V.	VI.	VII.	VIII.	IX.	X.	XI.	XII.
2015	2 313	104	168	111	113	126	218	303	390	391	150	110	129
2016	897	69	101	101	221	184	221	-	-	-	-	-	-



IS in I. half of 2016 disaggregated by nationality, place of detection and previous entry to the SR

Nationality	IS in total	Inland			At BCPs - departing from the SR		Returned from other MS
		legal entry	illegal entry	unknown entry	at land border	at airports	
Ukraine	423	85	40	-	296	1	1
Afghanistan	103	-	102	-	-	1	-
Iraq	75	41	34	-	-	-	-
Syria	66	2	63	-	-	1	-
Serbia	55	48	7	-	-	-	-
Iran	12	3	7	-	-	-	2
Russia	11	5	4	-	-	-	2
Viet Nam	10	6	4	-	-	-	-
Moldova	9	-	-	-	9	-	-
Pakistan	9	-	9	-	-	-	-
Algeria	8	-	8	-	-	-	-
Hungary	8	8	-	-	-	-	-
Turkey	8	5	3	-	-	-	-
India	7	4	3	-	-	-	-
Palestine	7	2	5	-	-	-	-
Albania	5	5	-	-	-	-	-
Romania	5	4	1	-	-	-	-
Bosnia and Herzegovina	4	3	1	-	-	-	-
China (PRC)	4	4	-	-	-	-	-
Macedonia (FYROM)	4	2	2	-	-	-	-
Somalia	4	-	4	-	-	-	-
United States, USA	4	4	-	-	-	-	-
Thailand	4	4	-	-	-	-	-
Brazil	3	3	-	-	-	-	-
Montenegro	3	3	-	-	-	-	-
Georgia	3	-	1	-	1	-	1
Israel	3	2	1	-	-	-	-
Canada	3	3	-	-	-	-	-
Korean Republic	3	2	1	-	-	-	-
Kuwait	3	3	-	-	-	-	-
Libya	3	3	-	-	-	-	-
Nepal	3	-	3	-	-	-	-
Nigeria	3	1	1	-	-	1	-
Egypt	2	-	2	-	-	-	-
Guinea	2	-	2	-	-	-	-
Senegal	2	2	-	-	-	-	-
Tunisia	2	1	1	-	-	-	-
Stateless	1	1	-	-	-	-	-
Belarus	1	-	-	-	1	-	-
Bulgaria	1	-	1	-	-	-	-
Philippines	1	1	-	-	-	-	-
Ghana	1	1	-	-	-	-	-
Japan	1	-	-	-	1	-	-
Kazakhstan	1	1	-	-	-	-	-
D. R. Congo.	1	1	-	-	-	-	-
Cuba	1	1	-	-	-	-	-
Liberia	1	1	-	-	-	-	-
Morocco	1	-	1	-	-	-	-
Mexico	1	1	-	-	-	-	-
Italy	1	1	-	-	-	-	-
Uzbekistan	1	1	-	-	-	-	-
TOTAL	897	268	311	0	308	4	6

IS in I. half of 2015 disaggregated by nationality, place of detection and previous entry to the SR

Nationality	IS in total	Inland			At BCPs - departing from the SR		Returned from other MS
		legal entry	illegal entry	unknown entry	at land border	at airports	
Ukraine	312	50	37	-	218	2	5
Syria	149	2	118	-	-	-	29
Kosovo	111	-	98	-	-	-	13
Iraq	33	-	21	-	-	-	12
Afghanistan	32	-	30	-	-	-	2
Serbia	22	14	8	-	-	-	-
Russia	19	8	7	1	2	-	1
Israel	16	16	-	-	-	-	-
Macedonia (FYROM)	12	10	2	-	-	-	-
Viet Nam	9	9	-	-	-	-	-
China (PRC)	8	4	4	-	-	-	-
United States, USA	8	7	1	-	-	-	-
Sudan	7	-	6	-	-	-	1
Cuba	6	1	5	-	-	-	-
Bangladesh	5	-	5	-	-	-	-
India	5	1	4	-	-	-	-
Libya	5	5	-	-	-	-	-
Turkey	5	5	-	-	-	-	-
Algeria	4	1	3	-	-	-	-
Brazil	4	4	-	-	-	-	-
Canada	4	2	2	-	-	-	-
Korean Republic	4	4	-	-	-	-	-
Nigeria	4	1	3	-	-	-	-
Pakistan	4	-	4	-	-	-	-
Romania	4	4	-	-	-	-	-
Armenia	3	-	-	-	-	-	3
Bosnia and Herzegovina	3	2	1	-	-	-	-
Bulgaria	3	3	-	-	-	-	-
Côte d'Ivoire	3	-	3	-	-	-	-
Stateless	2	2	-	-	-	-	-
Egypt	2	-	2	-	-	-	-
Philippines	2	1	1	-	-	-	-
Georgia	2	-	2	-	-	-	-
Guinea	2	-	2	-	-	-	-
Iran	2	-	1	-	-	-	1
Moldova	2	-	2	-	-	-	-
Germany	2	2	-	-	-	-	-
Palestine	2	-	1	-	-	-	1
Argentina	1	-	1	-	-	-	-
Australia	1	1	-	-	-	-	-
Burkina	1	-	1	-	-	-	-
Belarus	1	-	-	-	1	-	-
Gambia	1	-	1	-	-	-	-



continued overleaf



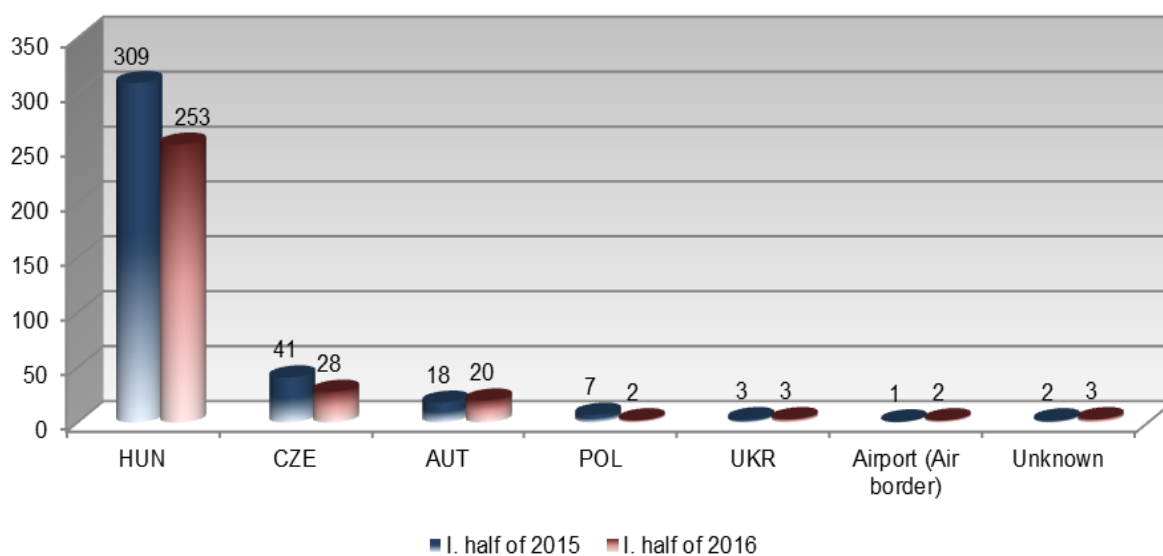
continued from previous page (I. half of 2015)

Nationality	IS in total	Inland			At BCPs - departing from the SR		Returned from other MS
		legal entry	illegal entry	unknown entry	at land border	at airports	
Haiti	1	-	1	-	-	-	-
Cameroon	1	-	1	-	-	-	-
Lebanon	1	-	1	-	-	-	-
Liberia	1	1	-	-	-	-	-
Mexico	1	1	-	-	-	-	-
Nepal	1	-	1	-	-	-	-
Poland	1	1	-	-	-	-	-
Austria	1	1	-	-	-	-	-
Saudi Arabia	1	1	-	-	-	-	-
Turkmenistan	1	-	-	-	1	-	-
Tunisia	1	-	1	-	-	-	-
Uganda	1	-	-	-	-	-	1
Uzbekistan	1	-	-	-	-	-	1
TOTAL	840	164	381	1	222	2	70

IS detected inland after illegal entry to the SR in I. half of 2015 and 2016 by border sections illegally crossed by migrants

Border section	I. half of 2015	I. half of 2016
Hungary	309	253
Czech Republic	41	28
Austria	18	20
Poland	7	2
Ukraine	3	3
Airport (Air border)	1	2
Unknown	2	3
TOTAL	381	311

IS detected inland after illegal entry to the SR in I. half of 2015 and 2016 by border sections illegally crossed by migrants



IS detected inland after illegal entry to the SR in I. half of 2016 disaggregated by border sections illegally crossed by migrants

Nationality	Total	Border section						
		HUN	CZE	AUT	POL	UKR	Airport (Air border)	Unknown
Afghanistan	102	102	-	-	-	-	-	-
Syria	63	60	-	3	-	-	-	-
Ukraine	40	11	24	2	1	2	-	-
Iraq	34	33	-	-	-	-	1	-
Pakistan	9	9	-	-	-	-	-	-
Algeria	8	7	-	1	-	-	-	-
Iran	7	4	-	3	-	-	-	-
Serbia	7	7	-	-	-	-	-	-
Palestine	5	5	-	-	-	-	-	-
Russia	4	2	-	1	-	1	-	-
Somalia	4	1	1	1	-	-	1	-
Viet Nam	4	3	1	-	-	-	-	-
India	3	3	-	-	-	-	-	-
Nepal	3	-	-	-	-	-	-	3
Turkey	3	-	-	2	1	-	-	-
Egypt	2	1	-	1	-	-	-	-
Guinea	2	-	-	2	-	-	-	-
Macedonia (FYROM)	2	1	1	-	-	-	-	-
Bosnia and Herzegovina	1	1	-	-	-	-	-	-
Bulgaria	1	1	-	-	-	-	-	-
Georgia	1	-	1	-	-	-	-	-
Israel	1	-	-	1	-	-	-	-
Korean Republic	1	-	-	1	-	-	-	-
Morocco	1	-	-	1	-	-	-	-
Nigeria	1	-	-	1	-	-	-	-
Romania	1	1	-	-	-	-	-	-
Tunisia	1	1	-	-	-	-	-	-
TOTAL	311	253	28	20	2	3	2	3

IS detected inland after illegal entry to the SR in I. half of 2015 disaggregated by border sections illegally crossed by migrants

Nationality	Total	Border section						
		HUN	CZE	AUT	POL	UKR	Airport (Air border)	Unknown
Syria	118	116	-	1	-	-	-	1
Kosovo	98	95	2	1	-	-	-	-
Ukraine	37	8	28	-	-	1	-	-
Afghanistan	30	29	-	1	-	-	-	-
Iraq	21	18	2	-	-	-	-	1
Serbia	8	4	-	4	-	-	-	-
Russia	7	2	1	2	2	-	-	-
Sudan	6	6	-	-	-	-	-	-
Bangladesh	5	4	1	-	-	-	-	-
Cuba	5	5	-	-	-	-	-	-
China (PRC)	4	3	-	1	-	-	-	-
India	4	3	1	-	-	-	-	-
Pakistan	4	1	-	1	2	-	-	-
Algeria	3	2	1	-	-	-	-	-
Nigeria	3	2	-	1	-	-	-	-
Côte d'Ivoire	3	3	-	-	-	-	-	-
Egypt	2	1	-	1	-	-	-	-
Georgia	2	-	-	-	2	-	-	-
Guinea	2	1	-	1	-	-	-	-
Canada	2	-	1	-	-	-	1	-
Macedonia (FYROM)	2	1	-	-	1	-	-	-
Moldova	2	-	-	-	-	2	-	-
Argentina	1	1	-	-	-	-	-	-
Bosnia and Herzegovina	1	-	1	-	-	-	-	-
Burkina	1	1	-	-	-	-	-	-
Philippines	1	-	-	1	-	-	-	-
Gambia	1	-	1	-	-	-	-	-
Haiti	1	1	-	-	-	-	-	-
Iran	1	-	1	-	-	-	-	-
Cameroon	1	1	-	-	-	-	-	-
Lebanon	1	-	-	1	-	-	-	-
Nepal	1	-	-	1	-	-	-	-
Palestine	1	1	-	-	-	-	-	-
United States, USA	1	-	1	-	-	-	-	-
Tunisia	1	-	-	1	-	-	-	-
TOTAL	381	309	41	18	7	3	1	2

IS in I. half of 2016 disaggregated by detection and procession of cases by individual DBAP and other authorities

Units		DETECTED	PROCESSED
DBAP Bratislava	APU PF Bratislava	61	241
	APU PF Dunajská Streda	10	70
	APU PF Nitra	69	69
	APU PF Nové Zámky	19	26
	APU PF Trnava	22	26
	BCU PF Bratislava Airport	3	3
	MU PF DBAP Bratislava	8	4
	Total	192	439
DBAP Banská Bystrica	APU PF Banská Bystrica	5	5
	APU PF Rimavská Sobota	2	2
	APU PF Trenčín	31	31
	APU PF Žilina	17	36
	MU PF DBAP Banská Bystrica	18	-
	Total	73	74
DBAP Prešov	APU PF Košice	27	33
	APU PF Michalovce	1	27
	APU PF Prešov	6	7
	BCU PF Košice Airport	3	5
	BCU PF Poprad Airport	-	-
	AU PF Humenné	2	2
	MU PF DBAP Prešov	-	-
	Total	39	74
DBAP Sobrance	BCU PF Zboj	-	-
	BCU PF Topoľa	-	-
	BCU PF Ulič	-	-
	BCU PF Ubľa	18	18
	BCU PF Podhorod'	-	-
	BCU PF Petrovce	-	-
	BCU PF Vyšné Nemecké	286	285
	BCU PF Maťovské Vojkovce	-	-
	BCU PF Veľké Slemence	2	2
	BCU PF Čierna nad Tisou	5	5
	MIU PF DBAP Sobrance	1	-
Total	312	310	
Other authority	Customs Criminal Bureau	57	-
	Uniformed Police	190	-
	Railway Police	5	-
	Traffic Police	23	-
	Authority of other country	2	-
	Authority of neighbouring country	4	-
	Total	281	0
TOTAL	897	897	

Note:

„Authority of detection“ means unit that performed primordial check of alien on the territory of SR, detected violation of the law and handed the case over to competent unit of BBAP for further procession.

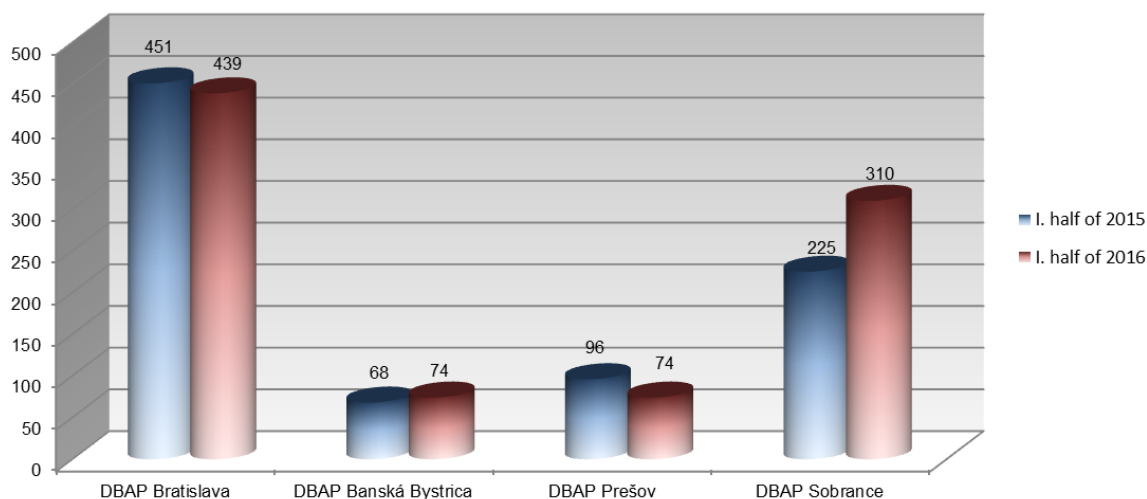
IS in I. half of 2015 disaggregated by detection and procession of cases by individual DBAP and other authorities

Units		DETECTED	PROCESSED
DBAP Bratislava	APU PF Bratislava	88	222
	APU PF Dunajská Streda	11	12
	APU PF Nitra	9	9
	APU PF Nové Zámky	109	141
	APU PF Trnava	14	64
	BCU PF Bratislava Airport	-	-
	MU PF DBAP Bratislava	112	3
	Total	343	451
DBAP Banská Bystrica	APU PF Banská Bystrica	10	12
	APU PF Rimavská Sobota	1	1
	APU PF Trenčín	12	12
	APU PF Žilina	24	43
	MU PF DBAP Banská Bystrica	15	-
	Total	62	68
DBAP Prešov	APU PF Košice	32	42
	APU PF Michalovce	3	24
	APU PF Prešov	5	5
	BCU PF Košice Airport	2	20
	BCU PF Poprad Airport	-	-
	AU PF Humenné	5	5
	MU PF DBAP Prešov	6	-
	Total	53	96
DBAP Sobrance	BCU PF Zboj	-	-
	BCU PF Topoľa	-	-
	BCU PF Ulič	-	-
	BCU PF Ubľa	16	16
	BCU PF Podhorod'	-	-
	BCU PF Petrovce	-	-
	BCU PF Vyšné Nemecké	201	201
	BCU PF Maťovské Vojkovce	-	-
	BCU PF Veľké Slemence	2	2
	BCU PF Čierna nad Tisou	6	6
	MIU PF DBAP Sobrance	-	-
	Total	225	225
Other authority	Customs Criminal Bureau	54	-
	Uniformed Police	15	-
	Traffic Police	1	-
	Railway Police	17	-
	Criminal Police	-	-
	NUCIM	-	-
	Authority of other country	19	-
	Authority of neighbouring country	51	-
	Total	157	0
TOTAL	840	840	

IS in I. half of 2015 and 2016 by processing of cases by individual DBAPs

	I. half of 2015	I. half of 2016
DBAP Bratislava	451	439
DBAP Banská Bystrica	68	74
DBAP Prešov	96	74
DBAP Sobrance	225	310
TOTAL	840	897

IS in I. half of 2015 and 2016 by processing of cases by individual DBAPs



Overview of IS in I. half of 2016 by processing of cases by individual DBAPs disaggregated by place of detection and previous entry to the SR

DBAP	IS in total	Inland			At BCPs - departing from the SR		Returned from other MS
		legal entry	illegal entry	unknown entry	at land border	at airports	
DBAP Bratislava	439	170	263	-	-	3	3
DBAP B. Bystrica	74	47	27	-	-	-	-
DBAP Prešov	74	51	19	-	-	1	3
DBAP Sobrance	310	-	2	-	308	-	-
TOTAL	897	268	311	0	308	4	6

Overview of IS in I. half of 2015 by processing of cases by individual DBAPs disaggregated by place of detection and previous entry to the SR

DBAP	IS in total	Inland			At BCPs - departing from the SR		Returned from other MS
		legal entry	illegal entry	unknown entry	at land border	at airports	
DBAP Bratislava	451	76	324	-	-	-	51
DBAP B. Bystrica	68	34	33	-	-	-	1
DBAP Prešov	96	53	22	1	-	2	18
DBAP Sobrance	225	1	2	-	222	-	-
TOTAL	840	164	381	1	222	2	70

Overview of third country nationals who entered legally the territory of Schengen area and stayed illegally in SR (overstayers) in I. half of 2016

Nationality	Overstayers		
	Total	Inland	At BCPs - departing from the SR
Ukraine	415	120	295
Serbia	48	48	-
Iraq	41	41	-
Viet Nam	10	10	-
Moldova	9	-	9
Turkey	7	7	-
Albania	5	5	-
Syria	5	4	1
China (PRC)	4	4	-
India	4	4	-
United States, USA	4	4	-
Thailand	4	4	-
Bosnia and Herzegovina	3	3	-
Brazil	3	3	-
Montenegro	3	3	-
Iran	3	3	-
Israel	3	3	-
Canada	3	3	-
Kuwait	3	3	-
Libya	3	3	-
Macedonia (FYROM)	3	3	-
Georgia	2	1	1
Korean Republic	2	2	-
Nigeria	2	2	-
Palestine	2	2	-
Russia	2	2	-
Senegal	2	2	-
Stateless	1	1	-
Belarus	1	-	1
Egypt	1	1	-
Philippines	1	1	-
Ghana	1	1	-
Japan	1	-	1
Kazakhstan	1	1	-
D. R. Congo	1	1	-
Cuba	1	1	-
Liberia	1	1	-
Mexico	1	1	-
Tunisia	1	1	-
Uzbekistan	1	1	-
TOTAL	608	300	308

Overview of third country nationals who entered legally the territory of Schengen area and stayed illegally in SR (overstayers) in I. half of 2015

Nationality	Overstayers		
	Total	Inland	At BCPs - departing from the SR
Ukraine	303	84	219
Serbia	17	17	-
Israel	16	16	-
Russia	14	12	2
Macedonia (FYROM)	11	11	-
Viet Nam	9	9	-
United States, USA	8	8	-
China (PRC)	7	7	-
Libya	5	5	-
Brazil	4	4	-
Korean Republic	4	4	-
Iraq	3	3	-
Turkey	3	3	-
Stateless	2	2	-
Bosnia and Herzegovina	2	2	-
Canada	2	2	-
Syria	2	2	-
Algeria	1	1	-
Argentina	1	1	-
Australia	1	1	-
Belarus	1	-	1
Philippines	1	1	-
India	1	1	-
Cuba	1	1	-
Liberia	1	1	-
Lebanon	1	1	-
Mexico	1	1	-
Nigeria	1	1	-
Kosovo	1	1	-
Saudi Arabia	1	1	-
Tunisia	1	1	-
TOTAL	426	204	222

IS by processing of cases by individual DBAPs in I. half of 2016

Nationality	Total	Thereof:			
		DBAP Bratislava	DBAP B. Bystrica	DBAP Prešov	DBAP Sobrance
Ukraine	423	45	32	48	298
Afghanistan	103	103	-	-	-
Iraq	75	74	-	1	-
Syria	66	63	3	-	-
Serbia	55	32	22	1	-
Iran	12	12	-	-	-
Russia	11	7	-	4	-
Viet Nam	10	7	1	2	-
Moldova	9	-	-	-	9
Pakistan	9	9	-	-	-
Algeria	8	2	-	6	-
Hungary	8	7	-	1	-
Turkey	8	6	2	-	-
India	7	7	-	-	-
Palestine	7	7	-	-	-
Albania	5	3	2	-	-
Romania	5	4	1	-	-
Bosnia and Herzegovina	4	3	1	-	-
China (PRC)	4	2	-	2	-
Macedonia (FYROM)	4	2	1	1	-
Somalia	4	1	-	3	-
United States, USA	4	1	2	1	-
Thailand	4	4	-	-	-
Brazil	3	2	1	-	-
Montenegro	3	2	1	-	-
Georgia	3	2	-	-	1
Israel	3	3	-	-	-
Canada	3	3	-	-	-
Korean Republic	3	-	3	-	-
Kuwait	3	3	-	-	-
Libya	3	3	-	-	-
Nepal	3	3	-	-	-
Nigeria	3	3	-	-	-
Egypt	2	1	1	-	-
Guinea	2	2	-	-	-
Senegal	2	2	-	-	-
Tunisia	2	2	-	-	-
Stateless	1	-	-	1	-
Belarus	1	-	-	-	1
Bulgaria	1	1	-	-	-
Philippines	1	1	-	-	-
Ghana	1	1	-	-	-
Japan	1	-	-	-	1
Kazakhstan	1	-	-	1	-
D. R. Congo.	1	1	-	-	-
Cuba	1	-	1	-	-
Liberia	1	-	-	1	-
Morocco	1	1	-	-	-
Mexico	1	-	-	1	-
Italy	1	1	-	-	-
Uzbekistan	1	1	-	-	-
TOTAL	897	439	74	74	310

IS by processing of cases by individual DBAPs in I. half of 2015

Nationality	Total	Thereof:			
		DBAP Bratislava	DBAP B. Bystrica	DBAP Prešov	DBAP Sobrance
Ukraine	312	19	37	35	221
Syria	149	146	1	2	-
Kosovo	111	110	1	-	-
Iraq	33	21	-	12	-
Afghanistan	32	31	1	-	-
Serbia	22	19	1	2	-
Russia	19	9	5	3	2
Israel	16	-	-	16	-
Macedonia (FYROM)	12	10	1	1	-
Viet Nam	9	7	1	1	-
China (PRC)	8	6	2	-	-
United States, USA	8	6	2	-	-
Sudan	7	7	-	-	-
Cuba	6	6	-	-	-
Bangladesh	5	3	1	1	-
India	5	4	-	1	-
Libya	5	2	-	3	-
Turkey	5	1	2	2	-
Algeria	4	4	-	-	-
Brazil	4	-	1	3	-
Canada	4	2	2	-	-
Korean Republic	4	1	3	-	-
Nigeria	4	1	2	1	-
Pakistan	4	1	-	3	-
Romania	4	3	-	1	-
Armenia	3	3	-	-	-
Bosnia and Herzegovina	3	2	1	-	-
Bulgaria	3	3	-	-	-
Côte d'Ivoire	3	3	-	-	-
Stateless	2	-	1	1	-
Egypt	2	2	-	-	-
Philippines	2	2	-	-	-
Georgia	2	-	-	2	-
Guinea	2	2	-	-	-
Iran	2	1	-	1	-
Moldova	2	-	2	-	-
Germany	2	2	-	-	-
Palestine	2	1	-	1	-
Argentina	1	1	-	-	-
Australia	1	1	-	-	-
Burkina	1	1	-	-	-
Belarus	1	-	-	-	1
Gambia	1	1	-	-	-
Haiti	1	1	-	-	-
Cameroon	1	1	-	-	-
Lebanon	1	1	-	-	-
Liberia	1	1	-	-	-
Mexico	1	1	-	-	-
Nepal	1	-	-	1	-
Poland	1	-	1	-	-
Austria	1	1	-	-	-
Saudi Arabia	1	-	-	1	-
Turkmenistan	1	-	-	-	1
Tunisia	1	1	-	-	-
Uganda	1	-	-	1	-
Uzbekistan	1	-	-	1	-
TOTAL	840	451	68	96	225

IS by processing of cases by individual units of DBAP Bratislava in I. half of 2016

Nationality	Total	Thereof:						
		APU PF Bratislava	APU PF Dunajská Streda	APU PF Nitra	APU PF Nové Zámky	APU PF Trnava	BCU PF Bratislava Airport	MU PF Bratislava
Afghanistan	103	80	20	-	2	-	1	-
Iraq	74	27	7	40	-	-	-	-
Syria	63	43	16	-	3	-	1	-
Ukraine	45	19	1	18	2	3	-	2
Serbia	32	3	7	-	14	8	-	-
Iran	12	8	1	3	-	-	-	-
Pakistan	9	9	-	-	-	-	-	-
India	7	3	3	-	-	1	-	-
Hungary	7	2	5	-	-	-	-	-
Palestine	7	7	-	-	-	-	-	-
Russia	7	6	1	-	-	-	-	-
Viet Nam	7	2	-	-	-	5	-	-
Turkey	6	5	-	-	1	-	-	-
Romania	4	2	2	-	-	-	-	-
Thailand	4	2	-	-	2	-	-	-
Albania	3	-	3	-	-	-	-	-
Bosnia and Herzegovina	3	2	1	-	-	-	-	-
Canada	3	-	-	3	-	-	-	-
Israel	3	1	-	1	-	-	-	1
Kuwait	3	2	-	1	-	-	-	-
Libya	3	2	1	-	-	-	-	-
Nigeria	3	1	-	-	-	1	1	-
Nepal	3	-	-	-	-	3	-	-
Algeria	2	2	-	-	-	-	-	-
Brazil	2	-	-	-	-	2	-	-
Montenegro	2	-	-	-	-	2	-	-
China (PRC)	2	1	-	-	1	-	-	-
Georgia	2	1	-	-	1	-	-	-
Guinea	2	2	-	-	-	-	-	-
Macedonia (FYROM)	2	1	1	-	-	-	-	-
Senegal	2	2	-	-	-	-	-	-
Tunisia	2	2	-	-	-	-	-	-
Bulgaria	1	-	-	-	-	-	-	1
Egypt	1	1	-	-	-	-	-	-
Philippines	1	1	-	-	-	-	-	-
Ghana	1	-	-	1	-	-	-	-
D. R. Congo.	1	-	-	1	-	-	-	-
Morocco	1	-	-	-	-	1	-	-
Somalia	1	-	1	-	-	-	-	-
United States, USA	1	-	-	1	-	-	-	-
Italy	1	1	-	-	-	-	-	-
Uzbekistan	1	1	-	-	-	-	-	-
TOTAL	439	241	70	69	26	26	3	4

IS by processing of cases by individual units of DBAP Banská Bystrica in I. half of 2016

Nationality	Total	Thereof:				
		APU PF Banská Bystrica	APU PF Rimavská Sobota	APU PF Trenčín	APU PF Žilina	MU PF Banská Bystrica
Ukraine	32	1	-	6	25	-
Serbia	22	-	-	21	1	-
Korean Republic	3	-	-	1	2	-
Syria	3	-	-	-	3	-
Albania	2	1	1	-	-	-
United States, USA	2	-	-	-	2	-
Turkey	2	2	-	-	-	-
Bosnia and Herzegovina	1	-	-	1	-	-
Brazil	1	-	-	-	1	-
Montenegro	1	1	-	-	-	-
Egypt	1	-	1	-	-	-
Cuba	1	-	-	-	1	-
Macedonia (FYROM)	1	-	-	1	-	-
Romania	1	-	-	-	1	-
Viet Nam	1	-	-	1	-	-
TOTAL	74	5	2	31	36	0

IS by processing of cases by individual units of DBAP Prešov in I. half of 2016

Nationality	Total	Thereof:					
		APU PF Košice	APU PF Michalovce	APU PF Prešov	BCU PF Košice Airport	BCU PF Poprad Airport	AU PF Humenné
Ukraine	48	18	25	3	2	-	-
Algeria	6	6	-	-	-	-	-
Russia	4	2	1	-	1	-	-
Somalia	3	-	-	-	1	-	2
China (PRC)	2	2	-	-	-	-	-
Viet Nam	2	2	-	-	-	-	-
Stateless	1	-	-	1	-	-	-
Iraq	1	-	-	-	1	-	-
Kazakhstan	1	-	-	1	-	-	-
Liberia	1	1	-	-	-	-	-
Macedonia (FYROM)	1	1	-	-	-	-	-
Hungary	1	-	1	-	-	-	-
Mexico	1	-	-	1	-	-	-
United States, USA	1	-	-	1	-	-	-
Serbia	1	1	-	-	-	-	-
TOTAL	74	33	27	7	5	0	2

IS by processing of cases by individual units of DBAP Sobrance in I. half of 2016

Nationality	Total	BCU PF:									
		Zboj	Topoľa	Ulič	Ubľa	Podhorod'	Petrovce	Vyšné Nemecké	Maťovské Vojkovce	Veľké Slemence	Čierna nad Tisou
Ukraine	298	-	-	-	18	-	-	273	-	2	5
Moldova	9	-	-	-	-	-	-	9	-	-	-
Belarus	1	-	-	-	-	-	-	1	-	-	-
Georgia	1	-	-	-	-	-	-	1	-	-	-
Japan	1	-	-	-	-	-	-	1	-	-	-
TOTAL	310	0	0	0	18	0	0	285	0	2	5

2.3 Unaccompanied minors apprehended for IBC and IS

Unaccompanied minors apprehended for IBC and IS in I. half of 2016

Nationality	Unaccompanied minors apprehended for:		
	Total	IBC	IS
Afghanistan	12	-	12
Nepal	3	-	3
Syria	2	-	2
Ukraine	1	1	-
TOTAL	18	1	17

Unaccompanied minors apprehended for IBC and IS in I. half of 2015

Nationality	Unaccompanied minors apprehended for:		
	Total	IBC	IS
Afghanistan	2	-	2
TOTAL	2	0	2

2.4 Asylum applications

Overview of asylum applications submitted in I. half of 2016

Nationality	Number of submitted asylum applications
Ukraine	11
Algeria	6
Afghanistan	6
Syria	5
Iraq	3
Iran	3
D. R. Congo	3
Somalia	3
Bosnia and Herzegovina	2
India	2
Russia	2
Uganda	2
Viet Nam	2
Czech Republic	1
Ghana	1
Georgia	1
Macedonia (FYROM)	1
Morocco	1
Moldova	1
Serbia	1
TOTAL	57

Overview of asylum applications submitted in I. half of 2015

Nationality	Number of submitted asylum applications
Iraq	22
Ukraine	14
Kosovo	13
Afghanistan	9
Georgia	8
Syria	7
Russia	5
Bangladesh	4
India	4
Armenia	3
Moldova	3
Iran	2
D. R. Congo	2
Cuba	2
Palestine	2
Somalia	2
Viet Nam	2
Belarus	1
Nepal	1
Sudan	1
Uganda	1
Uzbekistan	1
TOTAL	109

Note:

This overview contains all applications for asylum submitted on the territory of Slovak republic during the reference periods. There is no relevance whether an applicant stayed on the territory of Slovak republic legally or illegally, including repeated asylum applications.

Overview of asylum applications submitted by illegal migrants apprehended for IBC and IS in I. half of 2016

		Number of apprehended illegal migrants	Number of asylum applications
IBC	External land border between BCPs	38	0
	External land border at BCPs	34	1
	External air border - airports	8	0
	TOTAL	80	1
IS	Inland	579	20
	At BCPs - departing from the SR	312	0
	Returned from other member state	6	4
	TOTAL	897	24
TOTAL		977	25

Overview of asylum applications submitted by illegal migrants apprehended for IBC and IS in I. half of 2015

		Number of apprehended illegal migrants	Number of asylum applications
IBC	External land border between BCPs	72	12
	External land border at BCPs	30	0
	External air border - airports	1	1
	TOTAL	103	13
IS	Inland	546	24
	At BCPs - departing from the SR	224	0
	Returned from other member state	70	25
	TOTAL	840	49
TOTAL		943	62

Overview of asylum applications submitted by illegal migrants apprehended for IBC and IS in I. half of 2016 disaggregated by nationality of applicant

Nationality	Total	Asylum applications by IBC			Asylum applications by IS		
		Land border:		Airports	Inland	at BCPs - departing from the SR	Returned from other MS
		between BCPs	at BCPs				
Algeria	6	-	-	-	6	-	-
Ukraine	4	-	1	-	2	-	1
Iran	3	-	-	-	1	-	2
Somalia	3	-	-	-	3	-	-
Bosnia and Herzegovina	2	-	-	-	2	-	-
Russia	2	-	-	-	1	-	1
Ghana	1	-	-	-	1	-	-
Georgia	1	-	-	-	1	-	-
India	1	-	-	-	1	-	-
Iraq	1	-	-	-	1	-	-
D. R. Congo.	1	-	-	-	1	-	-
TOTAL	25	0	1	0	20	0	4

Overview of asylum applications submitted by illegal migrants apprehended for IBC and IS in I. half of 2015 disaggregated by nationality of applicant

Nationality	Total	Asylum applications by IBC			Asylum applications by IS		
		Land border:		Airports	Inland	at BCPs - departing from the SR	Returned from other MS
		between BCPs	at BCPs				
Iraq	22	5	-	-	5	-	12
Afghanistan	5	4	-	-	1	-	-
Bangladesh	4	3	-	-	1	-	-
Georgia	4	-	-	-	4	-	-
Syria	4	-	-	-	3	-	1
Ukraine	4	-	-	1	1	-	2
Armenia	3	-	-	-	-	-	3
Kosovo	3	-	-	-	2	-	1
Russia	3	-	-	-	2	-	1
Moldova	2	-	-	-	2	-	-
India	1	-	-	-	1	-	-
Iran	1	-	-	-	-	-	1
Cuba	1	-	-	-	1	-	-
Nepal	1	-	-	-	1	-	-
Palestine	1	-	-	-	-	-	1
Sudan	1	-	-	-	-	-	1
Uganda	1	-	-	-	-	-	1
Uzbekistan	1	-	-	-	-	-	1
TOTAL	62	12	0	1	24	0	25

2.5 False Travel, Residence and other documents

Number of persons, documents and BCSs by the place of detection in I. half of: 2015 and 2016

		I. half of 2015			I. half of 2016		
		persons	documents*	BCSs	persons	documents*	BCSs
Land border	At BCPs - entering the SR	28	17	35	32	21	33
	At BCPs - departing from the SR	32	8	75	24	15	47
	In the vicinity of land border (border surveillance)	-	-	-	1	2	-
	Total	60	25	110	57	38	80
Airports	Non-Schengen flights	4	6	-	8	13	-
	Intra-Schengen flights (random check)	5	6	-	-	-	-
	In airport area (or in its vicinity)	-	-	-	-	-	-
	Total	9	12	0	8	13	0
Inland	At APU PF	36	36	7	21	21	-
	At AU PF	-	-	-	-	-	-
	In PDCA	-	-	-	-	-	-
	Other	3	4	-	3	6	-
	Total	39	40	7	24	27	0
TOTAL on the territory of SR		108	77	117	89	78	80
GC SR in Uzhhorod (Detected by DAU DBAP Sobrance)		29	20	21	14	8	16

* Except for those Passports in which no changes have been made and they contain counterfeit/forged/fraudulently obtained documents or BCSs

Number of persons, documents and BCSs by DBAPs and PDCAs in I. half of: 2015 and 2016

	I. half of 2015			I. half of 2016		
	persons	documents*	BCSs	persons	documents*	BCSs
DBAP Bratislava	11	12	7	7	9	-
DBAP Banská Bystrica	2	2	-	20	20	-
DBAP Prešov	35	38	-	5	11	-
DBAP Sobrance**	60	25	110	57	38	80
PDCA Medveďov	-	-	-	-	-	-
PDCA Sečovce	-	-	-	-	-	-
TOTAL	108	77	117	89	78	80

* Except for those Passports in which no changes have been made and they contain counterfeit/forged/fraudulently obtained documents or BCSs

** Except for cases at GC SR in Uzhhorod

Number of documents and BCSs by the place of detection in I. half of : 2015 and 2016

		I. half of 2015					I. half of 2016				
		Total in the SR	Land border	Airports	Inland	GC SR Uzhhorod	Total in the SR	Land border	Airports	Inland	GC SR Uzhhorod
DOCUMENTS*	Passports*	28	19	3	6	18	32	28	4	-	6
	ID card	15	4	9	2	-	13	3	6	4	-
	Other TD	1	1	-	-	-	0	-	-	-	-
	Visa	0	-	-	-	2	6	6	-	-	2
	Residence permit	0	-	-	-	-	1	-	-	1	-
	Driving licence	2	1	-	1	-	3	1	-	2	-
	Civil status document	1	-	-	1	-	0	-	-	-	-
	Criminal records	5	-	-	5	-	19	-	-	19	-
	Evidence of education	1	-	-	1	-	0	-	-	-	-
	Other supportive document	24	-	-	24	-	4	-	3	1	-
	Other	0	-	-	-	-	0	-	-	-	-
TOTAL	77	25	12	40	20	78	38	13	27	8	
BCSs		117	110	-	7	21	80	80	-	-	16

* Except for those Passports in which no changes have been made and they contain counterfeit/forged/fraudulently obtained documents or BCSs

Travel documents (Passports, ID cards and other TDs) by type of fraud detected on the territory of the SR (GC SR Uzhhorod excluded) in I. half of: 2015 and 2016

		Total (a – l)	a	b	c	d	e	f	g	h	i	j	k	l	(x)
I. half of 2015	Passport	28	1	3	4	-	-	-	18	-	1	-	1	-	40
	IDC	15	1	-	-	-	-	-	-	-	13	-	1	-	-
	Other TD	1	-	-	1	-	-	-	-	-	-	-	-	-	-
	TOTAL	44	2	3	5	0	0	0	18	0	14	0	2	0	40
I. half of 2016	Passport	32	1	-	-	-	1	-	27	-	-	-	-	3	28
	IDC	13	-	-	-	-	-	-	-	-	8	-	4	1	-
	Other TD	0	-	-	-	-	-	-	-	-	-	-	-	-	-
	TOTAL	45	1	0	0	0	1	0	27	0	8	0	4	4	28

- a. Photo substitution
- b. Unauthorized data alteration/addition
- c. Data page substitution
- d. Inner pages(except for data page) substitution
- e. Data page overlapping (multiple changes – photo substitution incl. Unauthorized data alteration/addition)
- f. Electronic device (any changes, interventions or damages)
- g. Unauthorized interventions to document (damage, overlapping of parts of document, wet stamps removal)
- h. Stolen blank travel document (unauthorized personalization)
- i. counterfeit (made by counterfeiter)
- j. Fantasy/Camouflage document (without legal validity)
- k. Genuine travel document misused by other person (impersonation)
- l. Fraudulently obtained document (e.g. issuance based on false personal data or due to corruption)
- x. Genuine Passports in which no changes have been made and they contain counterfeit/forged/fraudulently obtained documents or BCSs

Documents and BCs detected in I. half of 2016 by place of detection, nationality of person and country of origin of the document

	Persons (incl. cases without persons*)		Documents								BCS
	Nationality	number	Country of origin of the document**	Passport		IDC	visa	RP	other****		
				False	genuine (x)***				number	type	
Land border	Ukraine	21	Ukraine	21	-	-	-	-	-	-	-
	Ukraine	2	Hungary	2	-	-	-	-	-	-	-
	Moldova	1	Romania	-	-	1	-	-	1	DL	-
	Ukraine	3	Ukraine	1	2	-	-	-	-	-	-
			Lithuania	-	-	-	-	-	-	-	8
	Ukraine	1	Ukraine	-	1	-	-	-	-	-	-
			Hungary	-	-	-	-	-	-	-	2
	Ukraine	6	Ukraine	-	6	-	-	-	-	-	-
			Poland	-	-	-	1	-	-	-	15
	Ukraine	11	Ukraine	1	10	-	-	-	-	-	-
			Slovakia	-	-	-	-	-	-	-	21
	Ukraine	1	Ukraine	-	1	-	-	-	-	-	-
			Spain	-	-	-	-	-	-	-	2
	Ukraine	1	Ukraine	1	-	-	-	-	-	-	-
			Turkey	-	-	-	1	-	-	-	-
	Ukraine	1	Ukraine	1	-	-	-	-	-	-	-
			Equatorial Guinea	-	-	-	1	-	-	-	-
	Moldova	1	Moldova	-	1	-	-	-	-	-	-
			Czech Republic	-	-	-	-	-	-	-	2
	Turkey	1	Turkey	-	1	-	-	-	-	-	-
			Germany	-	-	-	1	-	-	-	-
	Ukraine	1	Ukraine	-	1	-	-	-	-	-	-
			Czech Republic	-	-	-	-	-	-	-	3
	Ukraine	1	Poland	-	-	-	-	-	-	-	12
			Ukraine	-	1	-	-	-	-	-	-
			Greece	-	-	-	-	-	-	-	1
	Ukraine	1	Slovakia	-	-	-	-	-	-	-	1
			Ukraine	1	-	-	-	-	-	-	-
	Ukraine	1	Turkey	-	-	-	2	-	-	-	-
			Italy	-	-	-	-	-	-	-	1
	Ukraine	2	Ukraine	-	2	-	-	-	-	-	-
			Hungary	-	-	-	-	-	-	-	2
Slovakia			-	-	-	-	-	-	-	2	
Ukraine	1	Ukraine	-	1	-	-	-	-	-	-	
		Belgium	-	-	-	-	-	-	-	1	
Ukraine	1	Hungary	-	-	-	-	-	-	-	1	
		Ukraine	-	1	-	-	-	-	-	-	
Ukraine	1	Greece	-	-	-	-	-	-	-	1	
		Hungary	-	-	-	-	-	-	-	1	
		Poland	-	-	-	-	-	-	-	4	
---	-	Lithuania	-	-	1	-	-	-	-	-	
		Romania	-	-	1	-	-	-	-	-	
Total	57	---	28	28	3	6	0	1	---	80	

	Persons (incl. cases without persons*)		Documents								BCS
			Country of origin of the document **	Passport		IDC	visa	RP	other****		
	Nationality	number		False	genuine (x)***				number	type	
Airports	Afghanistan	1	United Kingdom	1	-	-	-	-	-	-	-
	Ukraine	1	Romania	1	-	-	-	-	-	-	-
	Ukraine	4	Poland	-	-	4	-	-	-	-	-
	Ukraine	1	Hungary	1	-	1	-	-	3	OSD	-
	Nigeria	1	Netherlands	1	-	1	-	-	-	-	-
	Total	8	---	4	0	6	0	0	3	---	0
Inland	Macedonia (FYROM)	1	Macedonia (FYROM)	-	-	-	-	-	1	CR	-
	Ukraine	2	Romania	-	-	2	-	-	-	-	-
	Ukraine	2	Slovakia	-	-	1	-	-	1	OSD	-
									1	DL	-
	Serbia	1	Slovakia	-	-	-	-	1	-	-	-
	Syria	18	Syria	-	-	-	-	-	18	CR	-
	---*	-	Austria	-	-	1	-	-	1	DL	-
Total	24	---	0	0	4	0	1	22	---	0	
TOTAL in the SR		89	---	32	28	13	6	1	26	---	80
GC SR Uzhhorod (detected by DAU DBAP Sobrance)	Ukraine	6	Ukraine	6	-	-	-	-	-	-	-
	Ukraine	3	Ukraine	-	3	-	-	-	-	-	-
			Slovakia	-	-	-	-	-	-	-	7
	Ukraine	1	Ukraine	-	1	-	-	-	-	-	-
			Poland	-	-	-	-	-	-	-	4
	Ukraine	1	Ukraine	-	1	-	-	-	-	-	-
			Hungary	-	-	-	-	-	-	-	1
	Ukraine	1	Ukraine	-	1	-	-	-	-	-	-
			Latvia	-	-	-	-	-	-	-	1
			Slovakia	-	-	-	-	-	-	-	1
	Ukraine	1	Ukraine	-	1	-	-	-	-	-	-
			Hungary	-	-	-	-	-	-	-	1
			Slovakia	-	-	-	-	-	-	-	1
Ukraine	1	Ukraine	-	1	-	-	-	-	-	-	
		Nepal	-	-	-	1	-	-	-	-	
		Viet Nam	-	-	-	-	1	-	-	-	
Total	14	---	6	8	0	2	0	0	---	16	

* e. g. documents found in airport premises, Police units premises, in forger's workshop etc.

** The state whose document (travel document, visa, residents permit, border crossing stamp) was falsified (for example in the case of forged visa, the state which issued the visa is reported)

*** Type of fraud „x“- genuine passport in which no changes have been made and they contain counterfeit/forged/fraudulently obtained documents or BCSs

**** Column „type“-contains abbreviations as follows:

DL – driving license

CSD – civil status document

CR – criminal records

EoE – evidence of education

OSD – other supportive document

OTD – other travel document

Counterfeit, forged and fraudulently obtained BCSs detected in I. half of: 2015 and 2016

	I. half of 2015			I. half of 2016		
	Persons	BCSs		Persons	BCSs	
		False	Fraudulently obtained		False	Fraudulently obtained
Land border at BCP - entry to the SR	14	14	21	15	25	8
Land border at BCP – departure from SR	28	49	26	15	45	2
Non-Schengen flight	-	-	-	-	-	-
Intra-Schengen flight*	-	-	-	-	-	-
Inland	1	7	-	-	-	-
TOTAL in the SR	43	70	47	30	70	10
GC SR Uzhhorod (detected by DAU DBAP Sobrance)	11	21	-	7	15	1

* during spot-checks

2.6 Refusal of entry

Refusal of entry at the external border in I. half of 2015 and 2016 by reason for refusal

Reason for refusal	I. half of 2015			I. half of 2016		
	Total	Thereof:		Total	Thereof:	
		Land border	Airports		Land border	Airports
A	8	8	-	10	10	-
B	28	28	-	32	31	1
C	99	95	4	140	139	1
D	0	-	-	1	1	-
E	36	36	-	70	70	-
F	47	47	-	62	62	-
G	8	8	-	13	13	-
H1	12	12	-	17	14	3
H2	1	1	-	0	-	-
I	0	-	-	0	-	-
Refusal of entry to EU national	0	-	-	0	-	-
TOTAL	239	235	4	345	340	5

Note:

Refusal of entry to EU national - this category includes EU nationals who were refused to enter the SR according Art. 11 of the Act on stay of aliens.

Reasons for refusal of entry as listed in Article 14 Regulation (EU) 2016/399 of the European Parliament and of the Council of 9 March 2016 on a Union Code on the rules governing the movement of persons across borders (Schengen Borders Code):

- A - Has no valid travel document(s)
- B - Has a false/counterfeit/forged travel document
- C - Has no valid visa or residence permit
- D - Has a false/counterfeit/forged visa or residence permit
- E - Has no appropriate documentation justifying the purpose and conditions of stay
- F - Has already stayed for 90 days in the preceding 180-day period on the territory of the Member States of the EU
- G - Does not have sufficient means of subsistence in relation to the period and form of stay, or the means to return to the country of origin or transit
- H1 - Person for whom an alert has been issued in the SIS for the purposes of refusing entry
- H2 - Person for whom an alert has been issued in national register for the purposes of refusing entry
- I - Is considered to be a threat to public policy, internal security, public health or the international relations of one or more of the Member States of the EU

Refusals of entry in I. half of 2016

		Reasons											Refusal of entry to EU national
		Total	Refusal of entry									I	
			A	B	C	D	E	F	G	H1	H2		
LAND BORDER	Ukraine	316	10	30	136	-	65	57	8	10	-	-	-
	Moldova	9	-	1	-	-	-	1	5	2	-	-	-
	Azerbaijan	5	-	-	-	-	5	-	-	-	-	-	-
	Russia	5	-	-	3	-	-	2	-	-	-	-	-
	Turkey	2	-	-	-	1	-	-	-	1	-	-	-
	Belarus	1	-	-	-	-	-	1	-	-	-	-	-
	Bosnia and Herzegovina	1	-	-	-	-	-	1	-	-	-	-	-
	United States, USA	1	-	-	-	-	-	-	-	1	-	-	-
	TOTAL	340	10	31	139	1	70	62	13	14	0	0	0
AIRPORTS	Albania	1	-	-	-	-	-	-	-	1	-	-	-
	China (PRC)	1	-	-	1	-	-	-	-	-	-	-	-
	Canada	1	-	-	-	-	-	-	-	1	-	-	-
	Macedonia (FYROM)	1	-	-	-	-	-	-	-	1	-	-	-
	Ukraine	1	-	1	-	-	-	-	-	-	-	-	-
	TOTAL	5	0	1	1	0	0	0	0	3	0	0	0
TOTAL	345	10	32	140	1	70	62	13	17	0	0	0	

Refusals of entry in I. half of 2015

		Reasons											Refusal of entry to EU national
		Total	Refusal of entry									I	
			A	B	C	D	E	F	G	H1	H2		
LAND BORDER	Ukraine	226	6	27	92	-	36	47	8	9	1	-	-
	Georgia	4	-	1	1	-	-	-	-	2	-	-	-
	Armenia	1	-	-	1	-	-	-	-	-	-	-	-
	Cameroon	1	-	-	1	-	-	-	-	-	-	-	-
	Moldova	1	-	-	-	-	-	-	-	1	-	-	-
	Russia	1	1	-	-	-	-	-	-	-	-	-	-
	Syria	1	1	-	-	-	-	-	-	-	-	-	-
	TOTAL	235	8	28	95	0	36	47	8	12	1	0	0
AIRPORTS	Iraq	1	-	-	1	-	-	-	-	-	-	-	-
	Iran	1	-	-	1	-	-	-	-	-	-	-	-
	Pakistan	1	-	-	1	-	-	-	-	-	-	-	-
	Russia	1	-	-	1	-	-	-	-	-	-	-	-
	TOTAL	4	0	0	4	0	0	0	0	0	0	0	0
TOTAL	239	8	28	99	0	36	47	8	12	1	0	0	

Refusal of entry of third country nationals in I. half of 2016 at the external land border by individual BCPs and reasons for refusal

		Reasons for refusal										
		Total	Thereof:									
			A	B	C	D	E	F	G	H1	H2	I
Ubl'a		69	-	-	46	-	8	7	5	3	-	-
Thereof:	Ukraine	61	-	-	46	-	6	7	-	2	-	-
	Moldova	5	-	-	-	-	-	-	5	-	-	-
	Azerbaijan	2	-	-	-	-	2	-	-	-	-	-
	United States, USA	1	-	-	-	-	-	-	-	1	-	-
Vyšné Nemecké		243	8	31	84	-	56	53	3	8	-	-
Thereof:	Ukraine	229	8	30	81	-	53	48	3	6	-	-
	Russia	5	-	-	3	-	-	2	-	-	-	-
	Moldova	4	-	1	-	-	-	1	-	2	-	-
	Azerbaijan	3	-	-	-	-	3	-	-	-	-	-
	Belarus	1	-	-	-	-	-	1	-	-	-	-
	Bosnia and Herzegovina	1	-	-	-	-	-	1	-	-	-	-
Veľké Slemence		18	2	-	2	-	5	2	5	2	-	-
Thereof:	Ukraine	18	2	-	2	-	5	2	5	2	-	-
Čierna nad Tisou		10	-	-	7	1	1	-	-	1	-	-
Thereof:	Ukraine	8	-	-	7	-	1	-	-	-	-	-
	Turkey	2	-	-	-	1	-	-	-	1	-	-
Maťovské Vojkovce		0	-	-	-	-	-	-	-	-	-	-
TOTAL		340	10	31	139	1	70	62	13	14	0	0

Refusal of entry of third country nationals in I. half of 2015 at the external land border by individual BCPs and reasons for refusal

		Reasons for refusal										
		Total	Thereof:									
			A	B	C	D	E	F	G	H1	H2	I
Ubl'a		63	1	-	41	-	9	9	1	1	1	-
Thereof:	Ukraine	62	-	-	41	-	9	9	1	1	1	-
	Syria	1	1	-	-	-	-	-	-	-	-	-
Vyšné Nemecké		137	5	28	45	-	14	34	2	9	-	-
Thereof:	Ukraine	132	4	27	43	-	14	34	2	8	-	-
	Georgia	2	-	1	1	-	-	-	-	-	-	-
	Armenia	1	-	-	1	-	-	-	-	-	-	-
	Moldova	1	-	-	-	-	-	-	-	1	-	-
	Russia	1	1	-	-	-	-	-	-	-	-	-
Veľké Slemence		25	2	-	5	-	13	-	5	-	-	-
Thereof:	Ukraine	25	2	-	5	-	13	-	5	-	-	-
Čierna nad Tisou		9	-	-	4	-	-	3	-	2	-	-
Thereof:	Ukraine	6	-	-	3	-	-	3	-	-	-	-
	Georgia	2	-	-	-	-	-	-	-	2	-	-
	Cameroon	1	-	-	1	-	-	-	-	-	-	-
Maťovské Vojkovce		1	-	-	-	-	-	1	-	-	-	-
Thereof:	Ukraine	1	-	-	-	-	-	1	-	-	-	-
TOTAL		235	8	28	95	0	36	47	8	12	1	0

Refusal of entry of third country nationals in I. half of 2016 at the external air border by individual BCPs and reasons for refusal

		Reasons for refusal										
		Total	Thereof:									
			A	B	C	D	E	F	G	H1	H2	I
Bratislava Airport		4	-	-	1	-	-	-	-	3	-	-
Thereof:	Albania	1	-	-	-	-	-	-	-	1	-	-
	China (PRC)	1	-	-	1	-	-	-	-	-	-	-
	Canada	1	-	-	-	-	-	-	-	1	-	-
	Macedonia (FYROM)	1	-	-	-	-	-	-	-	1	-	-
Poprad Airport		0	-	-	-	-	-	-	-	-	-	-
Košice Airport		1	-	1	-	-	-	-	-	-	-	-
Thereof:	Ukraine	1	-	1	-	-	-	-	-	-	-	-
small Airports		0	-	-	-	-	-	-	-	-	-	-
TOTAL		5	0	1	1	0	0	0	0	3	0	0

Refusal of entry of third country nationals in I. half of 2015 at the external air border by individual BCPs and reasons for refusal

		Reasons for refusal										
		Total	Thereof:									
			A	B	C	D	E	F	G	H1	H2	I
Bratislava Airport		3	-	-	3	-	-	-	-	-	-	-
Thereof:	Iraq	1	-	-	1	-	-	-	-	-	-	-
	Iran	1	-	-	1	-	-	-	-	-	-	-
	Russia	1	-	-	1	-	-	-	-	-	-	-
Poprad Airport		0	-	-	-	-	-	-	-	-	-	-
Košice Airport		1	-	-	1	-	-	-	-	-	-	-
Thereof:	Pakistan	1	-	-	1	-	-	-	-	-	-	-
small Airports		0	-	-	-	-	-	-	-	-	-	-
TOTAL		4	0	0	4	0	0	0	0	0	0	0

2.7 Facilitation of illegal immigration and trafficking in human beings

Documented cases of facilitation of illegal immigration and trafficking in human beings in I. half: 2015 and 2016

NUCIM BBAP		I. half of 2015	I. half of 2016	
TOTAL	Complaints: Commenced criminal prosecutions/Charges filed	39/31	64/46	
	Persons: Suspects/ Accused	76/59	118/91	
	Illegal migrants/ Victims	151/34	724/47	
	Offences	90	89	
Facilitation of illegal immigration (Art. 355, Art. 356 CC)	Complaints: Commenced criminal prosecutions/Charges filed	28/25	44/34	
	Facilitators: Suspects/ Accused	51/44	80/62	
	Illegal Migrants total/ Apprehended illegal migrants	151/101	724/204	
	Thereof illegal migrants:	IBC and transit (Art. 355 CC)	120	586
		Illegal work (Art. 356 CC)	10	124
		Marriage of convenience (Art. 356 CC)	5	10
		For IS on the territory of SR, EU (Art. 356 CC)	16	4
Offences	54	49		
Trafficking in human beings (Art. 179 CC)	Complaints: Commenced criminal prosecutions/Charges filed	11/6	20/12	
	Persons: Suspects/ Accused	25/15	38/29	
	Victims	34	47	
	Offences	36	40	

Illegal migration through facilitation and trafficking in human beings in I. half of 2016

	Complaints		Persons		Illegal migrants/victims	Illegal migrants (apprehended)	Offences	Value in €
	Commenced criminal prosecutions	Charges filed	Suspects	Accused				
Facilitation Art. 355 CC organized group	1	-	3	-	37	-	4	0,00
Facilitation Art. 355 CC criminal group	1	1	19	19	108	8	2	150 000,00
Facilitation Art. 356 CC marriage of convenience organized group	1	1	4	4	1	-	1	3 300,00
Facilitation Art. 355 CC	27	23	37	30	441	191	27	513 958,00
Facilitation Art. 356 CC Marriage of convenience	9	7	9	7	9	-	9	30 007,39
Facilitation Art. 356 CC Illegal work	4	2	5	2	124	5	4	22 938,00
Facilitation Art. 356 CC IS on the territory of the SR, EU	1	-	3	-	4	-	2	3 100,00
Facilitation TOTAL	44	34	80	62	724	204	49	723 303,39
Trafficking in human beings Art. 179 CC organized gr.	5	5	19	19	16	-	12	72 525,15
Trafficking in human beings Art. 179 CC	15	7	19	10	31	-	28	25 203,00
Trafficking in human beings TOTAL	20	12	38	29	47	0	40	97 728,15
TOTAL	64	46	118	91	724/47	204	89	821 031,54

Organized and criminal groups in cases recorded by NUCIM in I. half of 2016

	Complaints		Persons	
	Commenced criminal prosecutions	Charges filed	Suspects	Accused
Facilitation Art. 355 CC - organized group	1	-	3	-
Facilitation Art. 355 CC - criminal group	1	1	19	19
Facilitation – marriage of convenience Art. 356 CC - organized group	1	1	4	4
Trafficking in human beings Art. 179 CC - organized group	5	5	19	19
TOTAL	8	7	45	42

Cases of facilitation processed by NUCIM in I. half of 2016 (Art. 355, 356 CC) by place of detection

			Complaints		Persons		Illegal migrants	
			Commenced criminal prosecutions	Charges filed	Suspects	Accused	Total	Apprehended
External border	Land border	Art. 355 CC	2	1	5	2	251	8
		Art. 356 CC	1	-	1	-	-	-
	Airports	-	-	-	-	-	-	
External border in total			3	1	6	2	251	8
Internal border Art. 355	Austria		-	-	-	-	-	-
	Hungary		27	23	54	47	335	191
	Czech Republic		-	-	-	-	-	-
	Poland		-	-	-	-	-	-
Internal border Art. 355 in total			27	23	54	47	335	191
Inland Art. 356	Marriage of convenience		3	1	6	4	3	-
	Illegal work		4	2	5	2	124	5
Inland Art. 356 in total			7	3	11	6	127	5
EU countries Art. 356 CC (marriage of convenience, IS on the territory of the EU) in total			7	7	9	7	11	0
TOTAL			44	34	80	62	724	204

Nationality of facilitators and migrants in I. half of 2016 – facilitation of illegal immigration

Facilitators	
Nationality	Number
Afghanistan	3
Albania	3
Belarus	1
Egypt	1
Iraq	1
Hungary	7
Romania	4
Russia	7
Slovakia	34
Serbia	1
Syria	1
Italy	1
Turkey	1
Ukraine	1
Unknown	14
---	-
TOTAL	80

Illegal migrants		
Nationality	Facilitated	Thereof apprehended
Afghanistan	112	91
China (PRC)	1	1
India	6	-
Iran	4	4
Iraq	33	32
Macedonia (FYROM)	1	-
Nigeria	1	-
Palestine	5	5
Pakistan	4	4
Russia	244	-
Serbia	120	-
Syria	73	54
Tunisia	1	1
Ukraine	4	4
Viet Nam	8	8
Unknown	107	-
TOTAL	724	204

Nationality of offenders and victims in I. half of 2016 – trafficking in human beings

Offenders	
Nationality	Number
Hungary	1
Romania	1
Slovakia	26
Italy	1
Unknown	9
TOTAL	38

Victims	
Nationality	Number
Slovakia	44
Romania	3
---	-
---	-
---	-
TOTAL	47

Note:

Facilitation - according Art. 355, Art. 356 CC,

Complaints – all complaints leading to commencement of criminal prosecution according to Regulation of Ministry of Interior no. 53/2009 made by NUCIM,

Charges filed – the resolutions to file charges according to Art. 206/1 of the Criminal procedure code,

Suspects – persons mentioned in the order to prosecute according Art. 199/1 of the Criminal procedure code,

Accused persons - all persons, who were accused of offence of facilitation according to § 206/1 of the Criminal procedure code,

Illegal migrants (in total) - persons, who are not citizens of the SR or who are not SR permanent residents and who have used services of facilitators according Art. 355 CC and persons, who are not citizens of the SR or other MS or citizens of the European Economic Area member state and who have used services of facilitators according Art. 356 CC and are mentioned in resolution on the commencement of criminal prosecution according Art. 199/1 or in the resolution to file charges according to Art. 206/1 of the Criminal procedure code,

Illegal migrants (apprehended) – persons mentioned above, who have used services of facilitators and who were physically apprehended by Police Force unit,

Offence – according to the Criminal code, the offence is also the partial attack of a continuing offense, unless expressly provided otherwise.

Trafficking in human beings - according to § 179 of the Criminal code,

Victims of Trafficking in human beings – persons whose instigators incite well-paid job abroad and upon arrival abuse them to another job (begging, selling toys, to marry a foreign national, possibly prostitution)

2.8 Return Policy and Persons Taken over to the SR

2.8.1 Readmission

Overview of persons handed and taken over according to Readmission Agreements in I. half of: 2015 and 2016

Country of readmission	I. half of 2015				I. half of 2016			
	Illegal migration		Other		Illegal migration		Other	
	Persons handed over (from SR)	Persons taken over (to SR)	Persons handed over (from SR)	Persons taken over (to SR)	Persons handed over (from SR)	Persons taken over (to SR)	Persons handed over (from SR)	Persons taken over (to SR)
Ukraine	60	-	-	-	36	2	-	-
Austria	-	-	-	-	-	1	-	-
Hungary	67	-	-	-	2	1	-	-
Czech Republic	1	46	1	1	-	-	-	-
Poland	-	1	-	-	-	-	-	-
TOTAL	128	47	1	1	38	4	0	0

Note:

Illegal migration – this category includes handed over and taken over persons within the reference period regardless the period in which they were apprehended for illegal migration by authority of the SR or other country.

Other – this category includes handed over and taken over persons according readmission agreements within the reference period who were not apprehended for illegal migration on the territory of the SR and at the time of readmission their stay in the SR or other member state of the EU was legal.

„Persons handed over (from SR)“ – this category includes persons, who were sentenced for a crime that is not regarded to illegal migration (i.e. theft) and who were sentenced to judicial expulsion and they were handed over to the territory of other EU member state, where they were permitted to stay.

„Persons taken over (to SR)“ – this category includes persons, who were returned from other EU member state and they are permitted to stay on the territory of the SR.

Overview of persons handed over from the SR according to Readmission Agreements related illegal migration in I. half of 2016

Nationality	Total	Thereof:				
		Ukraine	Austria	Hungary	Czech Republic	Poland
Viet Nam	13	13	-	-	-	-
Georgia	6	6	-	-	-	-
Ukraine	7	7	-	-	-	-
Sri Lanka	3	3	-	-	-	-
Syria	3	1	-	2	-	-
Azerbaijan	2	2	-	-	-	-
Moldova	2	2	-	-	-	-
Kazakhstan	1	1	-	-	-	-
Russia	1	1	-	-	-	-
TOTAL	38	36	0	2	0	0

Overview of persons handed over from the SR according to Readmission Agreements related illegal migration in I. half of 2015

Nationality	Total	Thereof:				
		Ukraine	Austria	Hungary	Czech Republic	Poland
Syria	42	7	-	35	-	-
Kosovo	25	-	-	25	-	-
Afghanistan	23	21	-	2	-	-
Somalia	11	11	-	-	-	-
Georgia	10	10	-	-	-	-
Iraq	9	5	-	4	-	-
Viet Nam	3	3	-	-	-	-
Egypt	1	-	-	1	-	-
Gambia	1	-	-	-	1	-
Russia	1	1	-	-	-	-
Turkey	1	1	-	-	-	-
Ukraine	1	1	-	-	-	-
TOTAL	128	60	0	67	1	0

Overview of persons taken over to the SR according to Readmission Agreements related illegal migration in I. half of 2016

Nationality	Total	Thereof:				
		Ukraine	Austria	Hungary	Czech Republic	Poland
Russia	3	2	-	1	-	-
Georgia	1	-	1	-	-	-
TOTAL	4	2	1	1	0	0

Overview of persons taken over to the SR according to Readmission Agreements related illegal migration in I. half of 2015

Nationality	Total	Thereof:				
		Ukraine	Austria	Hungary	Czech Republic	Poland
Syria	29	-	-	-	29	-
Kosovo	13	-	-	-	12	1
Ukraine	3	-	-	-	3	-
Afghanistan	2	-	-	-	2	-
TOTAL	47	0	0	0	46	1

2.8.2 Voluntary returns

Overview of effective voluntary returns in I. half of 2016 by country of return and Project type

Country of return	Total	Thereof:	
		Project „C“	Project „H“
Iraq	43	-	43
Algeria	7	-	7
Ukraine	6	-	6
India	2	-	2
Iran	2	-	2
Cuba	2	-	2
Turkey	2	-	2
Viet Nam	2	-	2
Albania	1	1	-
Brazil	1	-	1
Egypt	1	-	1
Philippines	1	-	1
Russia	1	-	1
United States, USA	1	-	1
Thailand	1	-	1
TOTAL	73	1	72

Overview of effective voluntary returns in I. half of 2015 by country of return and Project type

Country of return	Total	Thereof:	
		Project „C“	Project „G“
Kosovo	55*	-	55
Brazil	2	-	2
China (PRC)	2	-	2
Georgia	1	-	1
Iran	1	-	1
Somalia	1	-	1
Tunisia	1	-	1
Viet Nam	1	-	1
TOTAL	64	0	64

*This category includes 11 Kosovo nationals, who have abused the Assisted voluntary return program (actually they did not return to their country of origin).

Data submitted by: IOM

Note:

Voluntary returns – this category includes returns of aliens from Police Detention Centers for Aliens, from asylum institutions of the Migration Office of MOI SR and aliens on the territory of the SR, who are not staying in facilities of MOI SR.

Project „C“ - Cooperation Agreement between the International Organization for Migration and the Ministry of Interior of the Slovak Republic to assist the return of unsuccessful asylum seekers and illegal migrants to their country of origin..

Project „G“– Voluntary return and reintegration in country of origin (implementation 1.6.2014 – 31.5.2015)

Project „H“– Voluntary return and reintegration in country of origin (implementation 1.1.2016 – 31.12.2016)

2.8.3 Dublin transfers

Effective Dublin transfers according to the Regulation (EU) No. 604/2013 in I. half of: 2015 and 2016

	I. half of 2015	I. half of 2016
Persons taken over to the SR	43	17
Persons handed over from the SR	154	56

Note:

This table regards persons handed over and taken over within the reference period regardless the period in which they were apprehended for illegal migration by authority of the SR or other country.

Effective transfers according to the Dublin Regulation – if the SR hands over (returns) the third country national to other member state, that is competent for decision in asylum procedure, or the SR takes over the third country national from other member state, as SR is competent for decision in asylum procedure.

Persons taken over to the SR from individual countries according to the Dublin regulation in I. half of 2016 disaggregated by nationality

Nationality	Total	Taken over from:			
		AT	SE	NO	CH
Ukraine	6	5	-	-	1
Afghanistan	5	-	5	-	-
Iran	2	2	-	-	-
Bosnia and Herzegovina	1	1	-	-	-
Moldova	1	1	-	-	-
Russia	1	-	-	1	-
Viet Nam	1	-	-	1	-
TOTAL	17	9	5	2	1

Persons taken over to the SR from individual countries according to the Dublin regulation in I. half of 2015 disaggregated by nationality

Nationality	Total	Taken over from:											
		AT	SE	BE	DE	CH	IS	GB	NO	NL	CZ	DK	FI
Iraq	12	-	5	4	2	-	-	-	-	-	-	-	1
Russia	5	1	-	-	-	-	4	-	-	-	-	-	-
Georgia	4	-	-	-	-	3	-	-	-	1	-	-	-
Afghanistan	3	3	-	-	-	-	-	-	-	-	-	-	-
Armenia	3	3	-	-	-	-	-	-	-	-	-	-	-
India	3	-	-	1	-	-	-	2	-	-	-	-	-
Iran	2	-	-	-	-	-	-	-	1	-	-	1	-
Syria	2	-	-	-	2	-	-	-	-	-	-	-	-
Ukraine	2	-	-	-	-	2	-	-	-	-	-	-	-
Viet Nam	2	-	-	-	-	-	-	1	-	-	1	-	-
Palestine	1	-	1	-	-	-	-	-	-	-	-	-	-
Sudan	1	1	-	-	-	-	-	-	-	-	-	-	-
Somalia	1	-	-	-	1	-	-	-	-	-	-	-	-
Uganda	1	-	-	-	-	-	-	-	-	1	-	-	-
Uzbekistan	1	-	-	-	-	-	-	-	1	-	-	-	-
TOTAL	43	8	6	5	5	5	4	3	2	2	1	1	1

Persons handed over from the SR from individual countries according to the Dublin regulation in I. half of 2016 disaggregated by nationality

Nationality	Total	Handed over to:						
		HU	BG	IT	DE	AT	GB	SE
Afghanistan	24	14	10	-	-	-	-	-
Iraq	9	6	2	1	-	-	-	-
Syria	8	7	-	1	-	-	-	-
India	3	-	3	-	-	-	-	-
Iran	3	-	-	2	1	-	-	-
Nigeria	3	2	-	-	-	1	-	-
Pakistan	3	1	1	-	-	-	1	-
Ghana	1	1	-	-	-	-	-	-
Mali	1	-	-	1	-	-	-	-
Somalia	1	-	-	-	-	-	-	1
TOTAL	56	31	16	5	1	1	1	1

Persons handed over from the SR from individual countries according to the Dublin regulation in I. half of 2015 disaggregated by nationality

Nationality	Total	Handed over to:				
		HU	BG	CZ	AT	FI
Kosovo	93	93	-	-	-	-
Syria	21	21	-	-	-	-
Afghanistan	17	17	-	-	-	-
Iran	4	4	-	-	-	-
Cuba	4	4	-	-	-	-
Algeria	3	2	1	-	-	-
Bangladesh	3	3	-	-	-	-
Gambia	1	-	1	-	-	-
Iraq	1	-	1	-	-	-
Cameroon	1	1	-	-	-	-
Nigeria	1	-	-	-	1	-
Pakistan	1	-	-	-	-	1
Palestine	1	1	-	-	-	-
Côte d'Ivoire	1	1	-	-	-	-
Serbia	1	1	-	-	-	-
Ukraine	1	-	-	1	-	-
TOTAL	154	148	3	1	1	1

AT- Austria
 DE - Germany
 CH – Switzerland
 GB – United Kingdom
 CZ – Czech Republic
 BE – Belgium

DK – Denmark
 SE – Sweden
 FI – Finland
 FR – France
 NL - Netherlands
 NO – Norway

IS - Iceland
 HU – Hungary
 BG – Bulgaria
 IT – Italy

2.8.4 Police Detention Centers for Aliens

Number of placed aliens (real number of persons) and outcomes of detention within the PDCA – return, release

		Total	PDCA Medved'ov	PDCA Sečovce
1	Number of placed persons from the previous period remaining detained on the 1.1.2016 (stock)	48	33	15
2	Number of persons placed during I. half of 2016*	285	112	173
3	Number of placed persons remaining detained on the 30.06.2016 (stock)	167	68	99
Number of released/returned persons from PDCA during I. half of 2016 (1+2-3)		165	76	89
Thereof**:	Readmission	8	8	0
	Dublin	56	23	33
	AND	14	5	9
	Other way of return	25	22	3
	Released	62	18	44
Number of persons, who have applied for asylum during their detention in PDCA		18	7	11

*one person is counted only once in respective PDCA, regardless number of their placement (release, new detention, repeated placement),

**one person is counted only once in PDCA according the respective disaggregation, e. g. if the return was carried out according the readmission agreement, the person is counted only in the category "Readmission", not in the category "Other way of return"; or if the person was released and has been detained again, the repeated placement is not counted.

Note:

Other way of return – forced return (which is not a readmission, Dublin neither Assisted voluntary return) performed via External Air border BCP or External Land border BCP.

Number of aliens released/removed from PDCA Medved'ov in I. half of 2016 by nationality

Nationality	Number of released/returned aliens	Readmission	Dublin	ADN	Other way of return	Released
Syria	11	2	5	-	-	4
Serbia	9	6	-	-	3	-
India	8	-	3	1	3	1
Afghanistan	7	-	5	-	-	2
Viet Nam	6	-	-	2	4	-
Ukraine	5	-	-	-	4	1
Iran	4	-	3	-	1	-
Nigeria	4	-	3	-	1	-
Pakistan	4	-	1	-	1	2
Iraq	3	-	1	1	-	1
Algeria	2	-	-	1	1	-
Macedonia (FYROM)	2	-	-	-	2	-
Belarus	1	-	-	-	-	1
Ghana	1	-	1	-	-	-
Guinea	1	-	-	-	1	-
Israel	1	-	-	-	1	-
Kazakhstan	1	-	-	-	-	1
D. R. Congo.	1	-	-	-	-	1
Libya	1	-	-	-	-	1
Mali	1	-	1	-	-	-
Moldova	1	-	-	-	-	1
Nepal	1	-	-	-	-	1
Russia	1	-	-	-	-	1
TOTAL	76	8	23	5	22	18

Number of aliens released/removed from PDCA Sečovce in I. half of 2016 by nationality

Nationality	Number of released/returned aliens	Readmission	Dublin	ADN	Other way of return	Released
Afghanistan	36	-	19	-	-	17
Iraq	27	-	8	1	-	18
Algeria	7	-	-	5	-	2
Syria	5	-	3	-	-	2
India	4	-	-	-	-	4
Pakistan	3	-	2	-	1	-
Albania	1	-	-	1	-	-
China (PRC)	1	-	-	-	1	-
Cuba	1	-	-	1	-	-
Palestine	1	-	-	1	-	-
Somalia	1	-	1	-	-	-
Russia	1	-	-	-	-	1
Ukraine	1	-	-	-	1	-
TOTAL	89	0	33	9	3	44

Activities of PDCA Medved'ov/Sečovce in I. half of : 2015 and 2016

Activity of PDCA	PDCA Medved'ov		PDCA Sečovce	
	I. half of 2015	I. half of 2016	I. half of 2015	I. half of 2016
Number of placements	125	132	291	239
Number of releases	32	37	62	90
Applications for issue of ETD	36	23	-	-
Applications for issue of ETD for other units	62	14	-	-
Number of ETDs issued for PDCA	20	1	-	-
Number of ETDs issued for other units	33	18	-	-
Escorts related to conducted returns	50	36	24	15
Removal by air with escort	6	6	7	2
Other escorts	84	84	26	81
Transports (from CZE to UKR)	8	11	-	-
Assistance by transport from AUT to POL	3	3	-	-

Note:

Number of placements: number of all placements (one person may be listed more than once),

Number of releases: number of releases according Art. 90/2/b of Act on stay of aliens or due to reason of relocation to other PDCA (one person may be listed more than once).

2.8.5 Return decisions and effective returns

Overview of return decisions issued in I. half of 2016

Nationality	Total	Illegal migration		Other	
		AR	JR	AR	JR
Ukraine	445	382	54	6	3
Iraq	44	44	-	-	-
Serbia	36	20	8	7	1
Viet Nam	18	18	-	-	-
Algeria	15	15	-	-	-
Moldova	11	10	1	-	-
Syria	9	9	-	-	-
Turkey	9	8	-	1	-
Georgia	8	8	-	-	-
Iran	6	5	-	1	-
Hungary	6	-	1	4	1
Russia	6	5	1	-	-
Afghanistan	5	4	1	-	-
China (PRC)	4	4	-	-	-
Korean Republic	4	3	-	1	-
Romania	4	-	1	2	1
United States, USA	4	4	-	-	-
Thailand	4	4	-	-	-
Bosnia and Herzegovina	3	3	-	-	-
Brazil	3	3	-	-	-
Montenegro	3	3	-	-	-
India	3	3	-	-	-
Israel	3	2	1	-	-
Canada	3	3	-	-	-
Kuwait	3	3	-	-	-
Macedonia (FYROM)	3	3	-	-	-
Nigeria	3	2	1	-	-
Sri Lanka	3	3	-	-	-
Albania	2	2	-	-	-
Azerbaijan	2	2	-	-	-
Kazakhstan	2	2	-	-	-
D. R. Congo	2	2	-	-	-
Cuba	2	2	-	-	-
Germany	2	-	-	2	-
Palestine	2	2	-	-	-
Poland	2	-	-	-	2
Senegal	2	2	-	-	-
St. Kitts and Nevis	2	2	-	-	-
Belarus	1	1	-	-	-
Bulgaria	1	-	-	1	-
Czech Republic	1	-	-	1	-
Egypt	1	1	-	-	-
Philippines	1	1	-	-	-
Guinea	1	1	-	-	-
Japan	1	1	-	-	-
Liberia	1	1	-	-	-
Libya	1	1	-	-	-
Morocco	1	-	1	-	-
Mexico	1	1	-	-	-
Pakistan	1	1	-	-	-
Tunisia	1	1	-	-	-
Uzbekistan	1	1	-	-	-
TOTAL	702	598	70	26	8

Overview of return decisions issued in I. half of 2015

Nationality	Total	Illegal migration		Other	
		AR	JR	AR	JR
Ukraine	309	248	58	3	-
Kosovo	82	81	1	-	-
Syria	43	43	-	-	-
Afghanistan	25	25	-	-	-
Russia	16	13	2	1	-
Serbia	16	15	-	1	-
Georgia	15	14	-	1	-
Somalia	13	13	-	-	-
Macedonia (FYROM)	12	10	1	1	-
Iraq	9	9	-	-	-
Poland	8	1	-	5	2
United States, USA	8	8	-	-	-
India	7	7	-	-	-
Czech Republic	6	-	-	6	-
China (PRC)	6	6	-	-	-
Viet Nam	6	5	1	-	-
Korean Republic	5	4	-	1	-
Turkey	5	5	-	-	-
Algeria	4	2	-	-	2
Brazil	4	4	-	-	-
Canada	4	4	-	-	-
Libya	3	3	-	-	-
Pakistan	3	3	-	-	-
Romania	3	-	1	2	-
Bosnia and Herzegovina	2	2	-	-	-
Belarus	2	2	-	-	-
Bulgaria	2	-	-	2	-
Philippines	2	2	-	-	-
Congo	2	2	-	-	-
Hungary	2	-	-	2	-
Nigeria	2	2	-	-	-
Argentina	1	1	-	-	-
Australia	1	1	-	-	-
Bangladesh	1	1	-	-	-
Egypt	1	1	-	-	-
Gambia	1	1	-	-	-
Guinea	1	1	-	-	-
Iran	1	1	-	-	-
Cameroon	1	-	-	1	-
D. R. Congo	1	1	-	-	-
Cuba	1	1	-	-	-
Lebanon	1	1	-	-	-
Lithuania	1	-	-	-	1
Morocco	1	1	-	-	-
Mexico	1	1	-	-	-
Moldova	1	1	-	-	-
Mongolia	1	1	-	-	-
Austria	1	-	-	-	1
Turkmenistan	1	1	-	-	-
Tunisia	1	1	-	-	-
Uzbekistan	1	1	-	-	-
TOTAL	646	550	64	26	6

Note:

Overview contains information on to how many aliens a decision on removal (AR or JR) was issued during the reference period (more than 1 decision might be issued to one person), regardless of when they have been detained.

- **Illegal migration AR/JR** – aliens to whom the decision on administrative or judicial removal (AR, JR) was issued for the reasons related to illegal migration (IBC and IS)
- **Other** – aliens to whom a decision on administrative or judicial removal (AR, JR) has been issued for the reasons, which do not relate to illegal migration (breach or not fulfilling general legal conditions with no connections to illegal migration).

Nationality of each alien in the overview is that one, he/she reported during removal procedure in the SR.

Overview of effective returns from the SR in I. half of 2016

Nationality	Total	AR		JR	
		of illegal migration	Other	of illegal migration	Other
Ukraine	419	361	4	52	2
Iraq	43	43	-	-	-
Viet Nam	19	15	-	4	-
Moldova	11	10	-	1	-
Serbia	10	1	-	8	1
Algeria	9	8	-	1	-
Georgia	7	7	-	-	-
India	5	2	-	3	-
Russia	4	3	-	1	-
Syria	4	4	-	-	-
Iran	3	3	-	-	-
Pakistan	3	3	-	-	-
Sri Lanka	3	3	-	-	-
Albania	2	2	-	-	-
Azerbaijan	2	2	-	-	-
Philippines	2	2	-	-	-
Cuba	2	2	-	-	-
Macedonia (FYROM)	2	2	-	-	-
Hungary	2	-	-	1	1
Nigeria	2	1	-	1	-
Turkey	2	2	-	-	-
Belarus	1	1	-	-	-
Brazil	1	1	-	-	-
China (PRC)	1	1	-	-	-
Egypt	1	1	-	-	-
Guinea	1	1	-	-	-
Israel	1	-	-	1	-
Kazakhstan	1	1	-	-	-
Romania	1	-	-	1	-
United States, USA	1	1	-	-	-
Thailand	1	1	-	-	-
Uzbekistan	1	1	-	-	-
TOTAL	567	485	4	74	4

Note:

The overview contains number of all executions of decisions of administrative or judiciary removal from the SR (process of return of alien – regardless whether voluntary or forced), that took place within the reference period, regardless when the person has been apprehended and regardless, when the decision was issued. The overview also contains executions of removal decisions issued by other Member State. The nationality listed is that one valid by the time of execution of the decision.

Overview of effective returns from the SR in I. half of 2015

Nationality	Total	AR		JR	
		Of illegal migration	Other	Of illegal migration	Other
Ukraine	292	231	2	59	-
Kosovo	71	70	-	1	-
Syria	37	37	-	-	-
Afghanistan	23	23	-	-	-
Somalia	12	12	-	-	-
Georgia	12	12	-	-	-
Viet Nam	8	4	-	4	-
Russia	7	5	-	2	-
Iraq	5	5	-	-	-
Algeria	2	-	-	-	2
Brazil	2	2	-	-	-
China (PRC)	2	2	-	-	-
Macedonia (FYROM)	2	1	-	1	-
Serbia	2	1	1	-	-
Belarus	1	1	-	-	-
Bosnia and Herzegovina	1	-	-	1	-
Czech Republic	1	-	-	-	1
Gambia	1	1	-	-	-
India	1	1	-	-	-
Iran	1	1	-	-	-
Kazakhstan	1	1	-	-	-
Lithuania	1	-	-	-	1
Mongolia	1	-	-	1	-
Austria	1	-	-	-	1
Romania	1	-	-	1	-
Tunisia	1	1	-	-	-
Turkey	1	1	-	-	-
Turkmenistan	1	1	-	-	-
Uzbekistan	1	1	-	-	-
TOTAL	492	414	3	70	5

Note

The category of effective returns from the SR in I. half of 2015 does not include 11 Kosovo nationals, who have abused the Assisted voluntary return program (actually they did not return to their country of origin) .

Effective returns from the territory of the SR disaggregated by country of return in I. half of: 2015 and 2016

	Total	OF ILLEGAL MIGRATION		OTHER	
		to third country	to member state	to third country	to member state
I. half of 2015	492	423	61	2	6
I. half of 2016	567	551	8	7	1

Effective returns of illegal migrants from the territory of the SR to third country in I. half of 2016 by the type of return

Nationality	Total	FORCED RETURNS			VOLUNTARY RETURNS		
		Via external land border	Via internal land border	By air	Voluntary departure		AVR (IOM)
					After fulfilling obligation to leave the SR	At BCPs - departing from the SR	
Ukraine	413	61	-	-	72	274	6
Iraq	43	-	-	-	-	-	43
Viet Nam	19	13	-	4	-	-	2
Moldova	11	2	-	-	-	9	-
Serbia	9	-	6	3	-	-	-
Algeria	8	-	-	1	-	-	7
Georgia	7	6	-	-	-	1	-
India	5	-	-	3	-	-	2
Russia	4	3	-	-	-	-	1
Iran	3	-	-	1	-	-	2
Sri Lanka	3	3	-	-	-	-	-
Albania	2	-	-	-	1	-	1
Azerbaijan	2	2	-	-	-	-	-
Cuba	2	-	-	-	-	-	2
Macedonia (FYROM)	2	-	-	2	-	-	-
Pakistan	2	1	-	1	-	-	-
Syria	2	1	-	-	-	1	-
Turkey	2	-	-	-	-	-	2
Belarus	1	-	-	-	-	1	-
Brazil	1	-	-	-	-	-	1
China (PRC)	1	-	-	1	-	-	-
Egypt	1	-	-	-	-	-	1
Philippines	1	-	-	-	-	-	1
Guinea	1	-	-	1	-	-	-
Israel	1	-	-	1	-	-	-
Kazakhstan	1	1	-	-	-	-	-
Nigeria	1	-	-	1	-	-	-
United States, USA	1	-	-	-	-	-	1
Thailand	1	-	-	-	-	-	1
Uzbekistan	1	-	-	-	1	-	-
TOTAL	551	93	6	19	74	286	73

Effective returns of illegal migrants from the territory of the SR to third country in I. half of 2015 by the type of return

Nationality	Total	FORCED RETURNS			VOLUNTARY RETURNS		
		Via external land border	Via internal land border	By air	Voluntary departure		AVR (IOM)
					After fulfilling obligation to leave the SR	At BCPs - departing from the SR	
Ukraine	290	65	-	-	43	182	-
Kosovo	45	-	-	1	-	-	44
Afghanistan	21	21	-	-	-	-	-
Georgia	12	10	-	1	-	-	1
Somalia	12	11	-	-	-	-	1
Viet Nam	8	3	-	4	-	-	1
Syria	7	7	-	-	-	-	-
Russia	6	2	-	1	1	2	-
Iraq	5	5	-	-	-	-	-
Brazil	2	-	-	-	-	-	2
China (PRC)	2	-	-	-	-	-	2
Macedonia (FYROM)	2	-	-	2	-	-	-
Belarus	1	-	-	-	-	1	-
Bosnia and Herzegovina	1	-	-	1	-	-	-
India	1	-	-	1	-	-	-
Iran	1	-	-	-	-	-	1
Kazakhstan	1	-	-	1	-	-	-
Mongolia	1	-	-	1	-	-	-
Romania	1	1	-	-	-	-	-
Tunisia	1	-	-	-	-	-	1
Turkey	1	1	-	-	-	-	-
Turkmenistan	1	-	-	-	-	1	-
Uzbekistan	1	-	-	-	1	-	-
TOTAL	423	126	0	13	45	186	53

Notes:

Forced return to the third country is execution of decision on administrative or judiciary removal by the escort carried out by the unit of PF: a) via external land border, b) via internal land border or c) by air to the third country. This kind of execution of decision on AR/JR can also be a readmission, if the person is handed over according the readmission agreement.

Voluntary departure to the third country is: a) voluntary fulfilling the obligation to leave the territory of the SR within the period mentioned in the decision on AR due to IS detected inland (fulfilling of obligation is recorded at the BCP; or b) leave of the territory of the SR due to IS detected at the BCP at departure from SR, for which a decision on AR has been issued.

Effective returns of illegal migrants from the territory of the SR to other Member State in I. half of 2016 by the type of return

Nationality	Total	Readmission	Dublin regulation	Other way of effective return
Syria	2	2	-	-
Algeria	1	-	-	1
Philippines	1	-	-	1
Hungary	1	-	-	1
Nigeria	1	-	1	-
Pakistan	1	-	1	-
Romania	1	-	-	1
TOTAL	8	2	2	4

Effective returns of illegal migrants from the territory of the SR to other Member State in I. half of 2015 by the type of return

Nationality	Total	Readmission	Dublin regulation	Other way of effective return
Syria	30	30	-	-
Kosovo	26	23	3	-
Afghanistan	2	2	-	-
Gambia	1	1	-	-
Russia	1	-	-	1
Serbia	1	-	-	1
TOTAL	61	56	3	2

Note:

Types of return in accordance with readmission agreement and Dublin regulation are considered as forced returns.

Effective returns in accordance with Dublin Regulation regard only those Dublin transfers based on decisions on administrative or judiciary returns.

Other way of effective return – execution of decision on AR or JR might be carried out as: a) escort by Police unit to the territory of other member state, if the alien, to whom a decision on AR/JR was issued, has valid residence permit or is authorized to stay on the territory of respective member state (country of return) or based on European arrest warrant; b) as voluntarily fulfilling the obligation to leave within the period stated in the decision on AR to a member state out of Schengen area based on detection of unauthorized stay inland or at the BCP when departing from the territory of SR.

2.9 Unauthorized transport of cigarettes through external border

Overview of number of detected smuggled cigarettes through the external border (Art. 279 CC) by individual months of 2016

Month	Total number of cigarettes	Land border			Airports		
		Total	Thereof:		Total	Thereof:	
			from SR	to SR		from SR	to SR
January	44 420	44 420	-	44 420	-	-	-
February	63 700	63 700	-	63 700	-	-	-
March	39 560	39 560	-	39 560	-	-	-
April	56 040	56 040	-	56 040	-	-	-
May	71 594	71 594	-	71 594	-	-	-
June	1 460	1 460	-	1 460	-	-	-
TOTAL	276 774	276 774	0	276 774	0	0	0

Smuggled cigarettes detected by units of DBAP Sobrance in I. half of 2016 by place of detection

		Number of cases	Number of cigarettes	Value in €
Cigarettes detected at BCPs		26	159 614	17 201,30
Thereof:	In cars	7	11 860	1 620,38
	In trains	9	142 880	14 919,97
	Among personal belongings	10	4 874	660,95
Cigarettes detected Inland		7	117 160	15 342,63
Thereof:	In car	2	36 600	3 465,66
	In forest	5	80 560	11 876,97
TOTAL		33	276 774	32 543,93

Smuggled cigarettes detected by individual units of DBAP Sobrance in I. half of 2016 by place of detection

		Number of cases	Number of cigarettes	Value in €
BCU PF Zboj		1	40 980	6 242,74
Thereof:	Inland in forest	1	40 980	6 242,74
BCU PF Topoľa		0	0	0
BCU PF Ulič		1	30 000	4 235,76
Thereof:	Inland in forest	1	30 000	4 235,76
BCU PF Vyšné Nemecké		2	13 440	1 866,71
Thereof:	Inland in forest	1	7 560	1 067,41
	At the BCP in cars	1	5 880	799,30
BCU PF Ubľa		6	5 980	821,08
Thereof:	At the BCP in cars	6	5 980	821,08
BCU PF Podhorod'		0	0	0
BCU PF Petrovce		0	0	0
BCU PF Maťovské Vojkovce		1	60 000	5 681,40
Thereof:	At the BCP in trains	1	60 000	5 681,40
BCU PF Veľké Slence		10	4 874	660,95
Thereof:	At the BCP among personal belongings	10	4 874	660,95
BCU PF Čierna nad Tisou		8	33 080	4 488,51
Thereof:	At the BCP in trains	7	32 880	4 469,57
	Inland in car	1	200	18,94
MIU PF DBAP Sobrance		4	88 420	8 546,78
Thereof:	Inland in forest	2	2 020	331,06
	Inland in car	1	36 400	3 446,72
	At the BCP in trains	1	50 000	4 769,00
TOTAL		33	276 774	32 543,93

2.10 Positive hits in Police databases

Overview of number of apprehended persons, vehicles and items based on searching in police databases in I. half of 2016

			Total	Thereof:			
				DBAP Bratislava	DBAP B. Bystrica	DBAP Prešov	DBAP Sobrance
persons	Total		393	128	6	70	189
	SIS	Third country nationals	129	20	2	5	102
		EU nationals	162	58	-	29	75
	PATROS and INTERPOL	Third country nationals	7	4	1	-	2
		EU nationals	95	46	3	36	10
vehicles	Total		58	0	0	0	58
	PATRMV and INTERPOL		4	-	-	-	4
	SIS		54	-	-	-	54
items (including documents)	Total		188	42	1	18	127
	PATRDOC and INTERPOL		84	16	-	13	55
	SIS		104	26	1	5	72
persons, vehicles and items	Total		3	0	0	0	3
	IBO		3	-	-	-	3

Overview of number of apprehended persons, vehicles and items based on searching in police databases in I. half of 2015

			Total	Thereof:			
				DBAP Bratislava	DBAP B. Bystrica	DBAP Prešov	DBAP Sobrance
persons	Total		302	81	9	56	156
	SIS	Third country nationals	147	13	2	7	125
		EU nationals	54	19	2	10	23
	PATROS and INTERPOL	Third country nationals	13	7	-	-	6
		EU nationals	88	42	5	39	2
vehicles	Total		66	0	0	0	66
	PATRMV and INTERPOL		23	-	-	-	23
	SIS		43	-	-	-	43
items (including documents)	Total		118	30	0	19	69
	PATRDOC and INTERPOL		55	20	-	12	23
	SIS		63	10	-	7	46
persons, vehicles and items	Total		9	0	0	0	9
	IBO		9	-	-	-	9



Processed by:

Risk Analysis and Coordination Department

Bureau of Border and Alien Police

Presidium of the Police Force

Ružinovská 1/B, 812 72 Bratislava

Tel: +421961050790, Fax: +421961059170

Email: uhcp@minv.sk

Internet: <http://www.minv.sk/?uhcp>

Intranet: <http://bratislava.intra.minv.sk/lokality/uhcp>