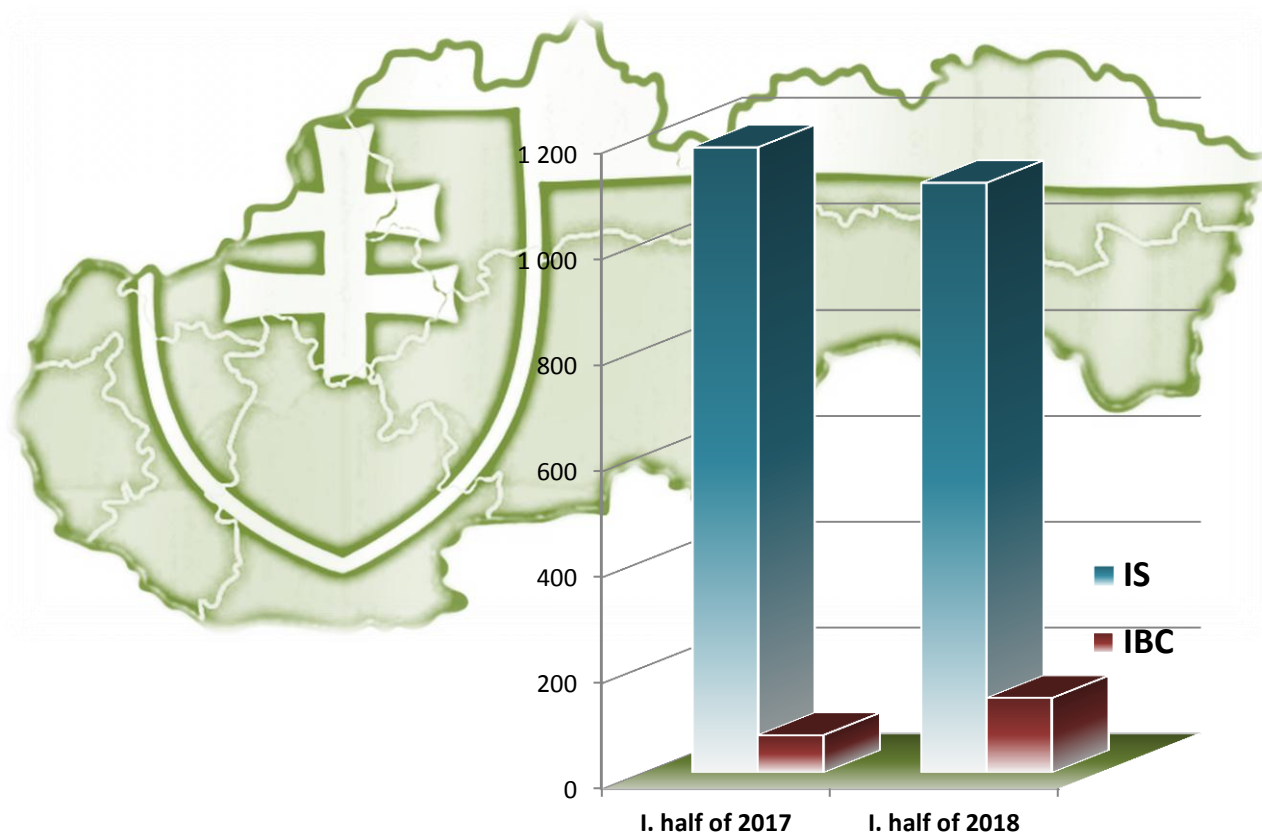


Presidium of the Police Force  
Bureau of Border and Foreign Police

# Statistical Overview of Legal and Illegal Migration in the Slovak Republic



## I. HALF OF 2018



# CONTENT

<b>1</b>	<b>LEGAL MIGRATION.....</b>	<b>7</b>
1.1	Legal migration by Border Type .....	7
1.2	Stay of Foreigners in Slovak Republic.....	9
1.3	Visas.....	19
<b>2</b>	<b>ILLEGAL MIGRATION.....</b>	<b>24</b>
2.1	Illegal Crossings of State Border of the Slovak Republic.....	28
2.2	Illegal stay on the territory of the Slovak Republic .....	35
2.3	Unaccompanied minors apprehended for IBC and IS .....	51
2.4	Asylum applications .....	52
2.5	False Travel, Residence and other documents .....	56
2.6	Refusal of entry.....	60
2.7	Facilitation of illegal immigration and trafficking in human beings.....	67
2.8	Return Policy and Persons Taken over to the SR .....	71
2.8.1	Readmission .....	71
2.8.2	Voluntary returns.....	74
2.8.3	Dublin transfers .....	75
2.8.4	Police Detention Centres for Foreigners.....	77
2.8.5	Return decisions and effective returns .....	80
2.9	Unauthorized transport of cigarettes through external border.....	87
2.10	Positive hits in Police databases .....	89

## LIST OF ABBREVIATIONS

AR – administrative removal  
AU PF – Asylum Unit of the Police Force  
AVR – assisted voluntary return  
BBFP – Bureau of Border and Foreign Police  
BCP – Border Crossing Point  
BCS – Border Crossing Stamp  
BCU PF – Border Control Unit of the Police Force  
CC – Criminal Code (Act No. 300/2005 Coll. the Penal Code as amended)  
CH – children’s home  
CVAD – Central Visa Authority Department  
DAU – Document Analysis Unit  
DBFP – Directorate of Border and Foreign Police  
DD PF – District Directorate of the Police Force  
EC – European Community  
ETD – Emergency Travel Document  
EU – European Union  
FPD – Foreign Police Department of the Bureau of Border and Foreign Police  
FPU PF – Foreign Police Unit of the Police Force  
GC SR – General consulate of the SR  
IBC – Illegal Border Crossing  
IBO – Registry of blocked persons, vehicles and items at the Border Crossing Points  
IDC – Identity Card  
IOM – International Organization for Migration  
IS – Illegal Stay  
JR – Judicial Removal  
MFA – Ministry of Foreign and European Affairs of the SR  
MIU PF – Mobile Intervention Unit of the Police Force  
MO MOI – Migration Office of the Ministry of Interior of the SR  
MOI – Ministry of Interior of the SR  
MU PF – Mobile Unit of the Police Force  
NUCIM – National Unit for Combating Illegal Migration  
NVIS – National Visa Information System  
P PF – Presidium of the Police Force  
PATRDOC – Registry of Stolen and Lost Documents  
PATRMV – Registry of stolen vehicles  
PATROS – Registry of Wanted and Missing Persons  
PDCF – Police Detention Centre for Foreigners  
PF – Police Force  
RP – Residence Permit  
SIS – Schengen Information System  
SR – Slovak Republic  
TD – travel document  
UM - unaccompanied minor  
VIS – Visa Information System

## DEFINITIONS OF TERMS USED

**a) Internal borders** - are sections of the state border of the SR, which represent the common land borders among the member states of Schengen area – what comprises sections of the state border of the SR with Austria, Hungary, Czech Republic, Poland and airports for intra-Schengen flights (flights to territory of member states or from their territory only, and without landing on a territory of third country),

**b) External borders** - are sections of the state border of the SR, which represent the common land border with non-member state, and airports, if they are not internal borders; what comprises **land border** – state border of the SR with Ukraine, and **airports**,

**c) Illegal border crossing – external border (land, air)** – this category includes all cases of foreigners, who attempted to cross or crossed the state border of SR illegally, regardless of direction, wherein the time period between crossing and apprehension is less than 48 hours and they were apprehended by police patrol performing border control tasks.

This category also includes cases of readmission wherein foreigners had been apprehended out of the territory of SR by foreign authority and were returned to SR according readmission agreement after IBC from SR,

**d) Illegal stay on territory of the SR** – this category includes foreigners who were found illegally on the territory of the SR (stay is not in compliance with national legislation and/or international agreement); regardless the fact of entering SR legally or illegally, or this was discovered during border check at the point of departure from SR, except of IBC.

### Disaggregation of illegal stay:

#### - Inland:

- **After legal entry to the SR** – this category includes foreigners who were apprehended inland for their illegal stay and who had entered (could enter) territory of the SR legally, but at the time of detection it came out that they are staying illegally within territory of the SR (overstayers with expired visa or residence permit, illegal work),
- **After illegal entry to the SR** – this category includes foreigners who were apprehended inland for illegal stay and who had entered territory of the SR illegally,
- **After unknown entry to the SR** – this category includes foreigners who were apprehended inland for illegal stay, but there is no evidence whether their entry to the SR was legal or illegal,

- **At the BCP at exit from the SR** broken down to land border and airports (extra-Schengen flights) – this category includes foreigners whose illegal stay was detected during border check at BCP when exiting the territory of the SR to third country,

- **After readmission from other member state** – this category includes foreigners who were apprehended outside the territory of the SR by authority of other country and who were returned to the SR according Dublin Regulation and who has not previously been apprehended on the territory of the SR for illegal stay or according Readmission agreements,

**e) Refusal of entry of third country national** – this category includes third country nationals (except of family members of EU nationals) who were refused to enter the territory of the SR due to reasons listed in Article 14 Regulation (EU) 2016/399 of the European Parliament and of the Council of 9 March 2016 on a Union Code on the rules governing the movement of persons across borders (Schengen Borders Code),

**f) Refusal of entry of EU national and family member of EU national** – this category includes EU nationals and family members of EU national who were refused to enter the territory of the SR according provisions of Article 11 of Act on stay of foreigners (Act of the National Assembly of the SR No. 404/2011 coll.),

**g) Foreigner** – A foreigner shall be understood as everyone who is not the state citizen of the Slovak Republic,

**h) EU national** - is everyone who is not a SR national and who is a Member state national (Member state is an EU member state, other state that is part of Agreement on European Economic Area and Switzerland),

**i) Third country national** - is everyone who is not the SR national and not the EU national (this category also includes stateless persons),

**j) Illegal migrant** - is a person apprehended for illegal state border crossing or illegal stay,

**k) Readmission related to illegal migration** – is handing over and taking over of foreigners according readmission agreements if this person previously crossed state border of the SR illegally or stayed within the territory of the SR illegally after illegal entry,

**l) Visa** – means an authorization issued by a Member state of the Schengen area with a view to transit through or an intended stay in the territory of the Member States. Type of visa is defined as follows:

- **Schengen visa type A (Airport transit visa)** – means a visa valid for transit through the international transit areas of one or more airports of the Member States,

- **Schengen visa type C (uniform visa, visa with limited territorial validity)** – means an authorization issued by a Member state of the Schengen area to transit through or an intended stay in the territory of the Member States of a duration of no more than 90 days in any 180 days period and to transit through the international transit areas of airports of the Member States,

- **National visa type D (long-term visa)** – means an authorization issued by a Member state of the Schengen area which is required for entry with a view to intended stay in the territory of this Member state for a period of more than three months but not more than one year.

# 1 LEGAL MIGRATION

## 1.1 Legal migration by Border Type

Overview of persons and vehicles having crossed the external borders legally at border crossing points by the direction of crossing in first half of 2017 and 2018

		I. half of 2017		I. half of 2018	
		from SR	to SR	from SR	to SR
LAND BORDER	<b>Number of persons by direction of crossing in total</b>	<b>524 994</b>	<b>578 821</b>	<b>602 277</b>	<b>639 876</b>
	Thereof:				
	EU nationals and Slovak nationals	209 210	213 502	195 146	195 479
	Third country nationals	315 784	365 319	407 131	444 397
	<b>Total number of persons</b>	<b>1 103 815</b>		<b>1 242 153</b>	
	<b>Total number of vehicles by direction of crossing</b>	<b>192 481</b>	<b>196 670</b>	<b>189 886</b>	<b>185 909</b>
	Thereof:				
	Passenger cars	160 114	161 096	156 448	150 810
	Buses	3 221	3 305	3 670	3 793
	Trucks	25 833	28 959	26 387	27 923
Passenger trains	724	724	728	726	
Cargo trains	2 589	2 586	2 653	2 657	
<b>Total number of vehicles</b>	<b>389 151</b>		<b>375 795</b>		
AIRPORTS	<b>Total number of persons by direction of crossing</b>	<b>306 249</b>	<b>289 787</b>	<b>388 295</b>	<b>357 802</b>
	Thereof:				
	EU nationals and Slovak nationals	257 944	240 461	325 359	296 754
	Third country nationals	48 305	49 326	62 936	61 048
	<b>Total number of persons</b>	<b>596 036</b>		<b>746 097</b>	
<b>Total number of aircrafts by direction of crossing</b>	<b>2 620</b>	<b>2 609</b>	<b>3 119</b>	<b>3 131</b>	
<b>Total number of aircrafts</b>	<b>5 229</b>		<b>6 250</b>		
<b>Total number of persons</b>	<b>1 699 851</b>		<b>1 988 250</b>		
<b>Total number of vehicles</b>	<b>394 380</b>		<b>382 045</b>		

Note:

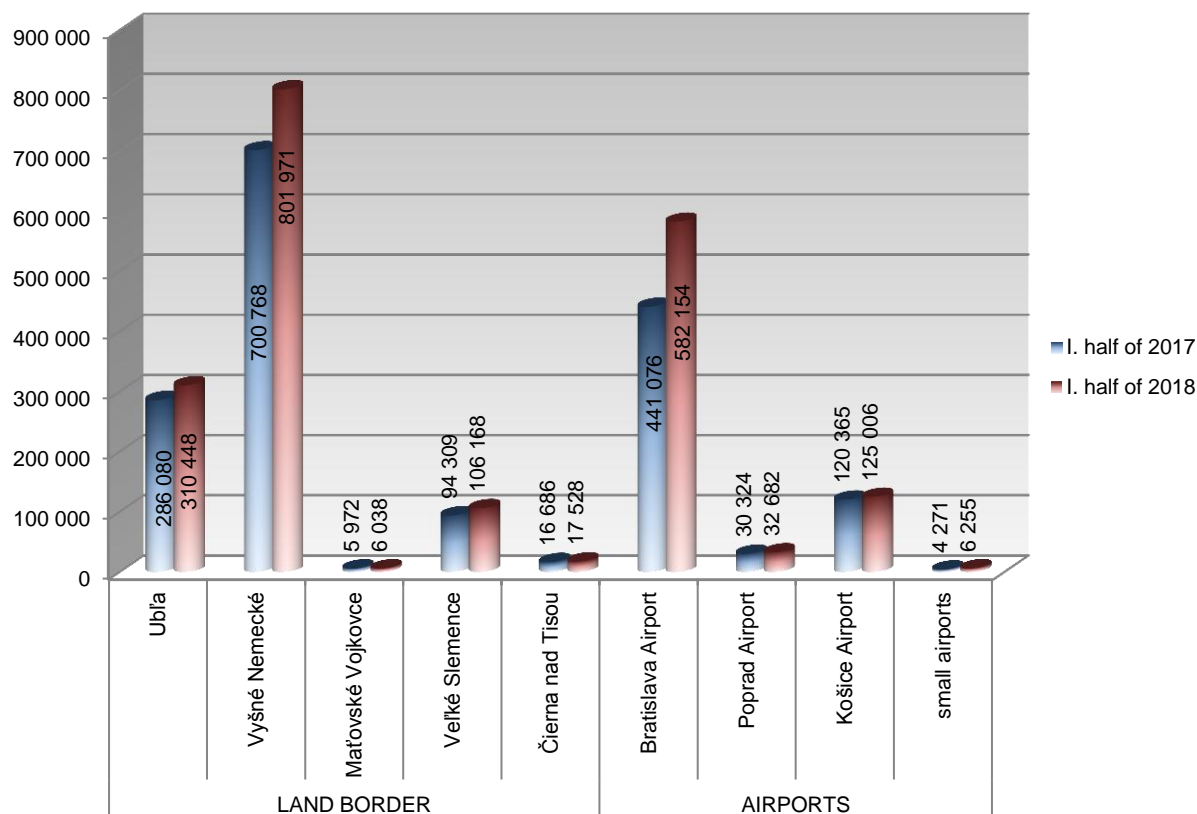
In case of airports, only passengers of non-Schengen flights are included.

## Overview of persons and vehicles having crossed the external border legally by individual BCPs during first half of 2017 and 2018

		I. half of 2017		I. half of 2018	
		Persons	Vehicles	Persons	Vehicles
<b>LAND BORDER</b>	Ubl'a	286 080	111 709	310 448	109 102
	Vyšné Nemecké	700 768	270 819	801 971	259 929
	Maťovské Vojkovce	5 972	3 240	6 038	3 323
	Veľké Slemence	94 309	-	106 168	-
	Čierna nad Tisou	16 686	3 383	17 528	3 441
<b>AIRPORTS</b>	letisko Bratislava	441 076	3 639	582 154	4 969
	letisko Poprad	30 324	239	32 682	237
	letisko Košice	120 365	1 230	125 006	942
	malé Airports*	4 271	121	6 255	102
<b>TOTAL</b>		<b>1 699 851</b>	<b>394 380</b>	<b>1 988 250</b>	<b>382 045</b>

\* small airports Piešťany(PZY), Sliač(SLD), Nitra(LZNI), Žilina(ILZ) and Prievidza(LZPE) are small airports BCPs according Reg. EU C 134

### Overview of persons having crossed the external border legally by individual BCPs during I. half of 2017 and 2018





## 1.2 Stay of Foreigners in Slovak Republic

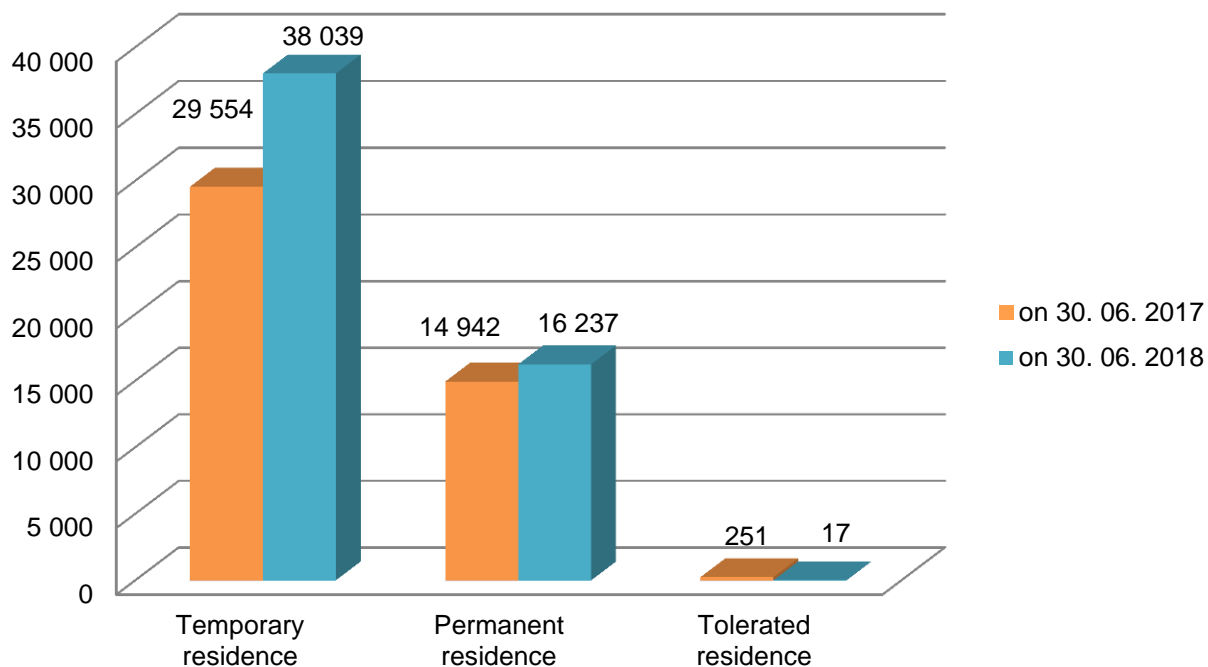
### Number of valid residence permits on 30. 06. 2017 and on 30. 06. 2018

Nationality type	on 30. 06. 2017	on 30. 06. 2018
Third country nationals	44 747	54 293
EU nationals (registrations for residence)	53 187	54 940
<b>TOTAL</b>	<b>97 934</b>	<b>109 233</b>

### Number of valid residence permits for third country nationals on 30. 06. 2017 and on 30. 06. 2018 by type of residence

Type of residence	k 30. 06. 2017	k 30. 06. 2018
Temporary residence	29 554	38 039
Permanent residence	14 942	16 237
Tolerated residence	251	17
<b>TOTAL</b>	<b>44 747</b>	<b>54 293</b>

### Number of valid residence permits for third country nationals on 30. 06. 2017 and on 30. 06. 2018 by type of residence



**Top 20 nationalities with valid residence permit on 30. 06. 2018 - third country nationals**

Nationality	on 30. 06. 2018			
	Total number of permits	Thereof:		
		Temporary	Permanent	Tolerated
Ukraine	18 178	14 095	4 082	1
Serbia	11 974	11 301	673	-
Russia	4 401	2 246	2 153	2
Viet Nam	3 678	1 951	1 726	1
China (PRC)	2 478	870	1 608	-
Korean Republic	1 613	1 069	544	-
Iran	1 350	1 229	121	-
Macedonia (FYROM)	1 104	560	544	-
United States, USA	945	361	584	-
Turkey	604	328	276	-
India	501	341	160	-
Belarus	459	270	189	-
Thailand	402	241	161	-
Israel	397	319	78	-
Bosnia and Herzegovina	393	265	128	-
Syria	381	245	136	-
Egypt	340	115	225	-
Kazakhstan	334	241	93	-
Brazil	254	129	125	-
Mexico	235	109	126	-
Other nationalities	4 272	1 754	2 505	13
<b>TOTAL</b>	<b>54 293</b>	<b>38 039</b>	<b>16 237</b>	<b>17</b>

**Top 20 nationalities with valid residence permit on 30. 06. 2017 - third country nationals**

Nationality	on 30. 06. 2017			
	Total number of permits	Thereof:		
		Temporary	Permanent	Tolerated
Ukraine	13 827	10 023	3 758	46
Serbia	8 931	8 332	583	16
Russia	4 157	2 194	1 953	10
Viet Nam	2 980	1 266	1 682	32
China (PRC)	2 409	946	1 462	1
Korean Republic	1 618	1 115	503	-
Iran	1 169	1 071	97	1
Macedonia (FYROM)	968	451	513	4
United States, USA	906	378	525	3
Turkey	568	308	256	4
India	407	252	151	4
Syria	405	291	106	8
Belarus	376	197	177	2
Israel	366	293	72	1
Thailand	346	208	137	1
Egypt	314	102	208	4
Bosnia and Herzegovina	267	139	122	6
Kazakhstan	264	183	80	1
Iraq	235	97	135	3
Afghanistan	226	109	112	5
Other nationalities	4 008	1 599	2 310	99
<b>TOTAL</b>	<b>44 747</b>	<b>29 554</b>	<b>14 942</b>	<b>251</b>

**Number of valid residence permits for third country nationals on 30.06.2017 and on 30.06.2018 by region and type of residence**

		<b>on 30.06.2017</b>	<b>on 30.06.2018</b>
<b>Bratislava region</b>		<b>19 068</b>	<b>21 640</b>
Thereof:	Temporary residence	13 491	15 568
	Permanent residence	5 463	6 069
	Tolerated residence	114	3
<b>Trnava region</b>		<b>4 580</b>	<b>6 833</b>
Thereof:	Temporary residence	3 260	5 389
	Permanent residence	1 262	1 442
	Tolerated residence	58	2
<b>Košice region</b>		<b>5 790</b>	<b>6 528</b>
Thereof:	Temporary residence	3 541	4 156
	Permanent residence	2 237	2 368
	Tolerated residence	12	4
<b>Prešov region</b>		<b>3 615</b>	<b>4 541</b>
Thereof:	Temporary residence	2 068	2 930
	Permanent residence	1 520	1 607
	Tolerated residence	27	4
<b>Nitra region</b>		<b>3 439</b>	<b>4 443</b>
Thereof:	Temporary residence	1 995	2 908
	Permanent residence	1 435	1 533
	Tolerated residence	9	2
<b>Banská Bystrica region</b>		<b>2 885</b>	<b>3 772</b>
Thereof:	Temporary residence	1 825	2 654
	Permanent residence	1 051	1 116
	Tolerated residence	9	2
<b>Žilina region</b>		<b>3 195</b>	<b>3 672</b>
Thereof:	Temporary residence	2 091	2 521
	Permanent residence	1 093	1 151
	Tolerated residence	11	-
<b>Trenčín region</b>		<b>2 175</b>	<b>2 864</b>
Thereof:	Temporary residence	1 283	1 913
	Permanent residence	881	951
	Tolerated residence	11	-
<b>Total</b>		<b>44 747</b>	<b>54 293</b>
Thereof:	Temporary residence	29 554	38 039
	Permanent residence	14 942	16 237
	Tolerated residence	251	17

**Number of EU nationals with valid registration for residence on 30. 06. 2018**

Nationality	on 30. 06. 2018
	Number of registrations
Czech Republic	10 772
Hungary	8 268
Romania	7 338
Poland	5 824
Germany	4 575
Italy	2 932
Austria	2 399
United Kingdom	2 279
Bulgaria	1 688
France	1 462
Croatia	1 302
Spain	1 139
Greece	778
Netherlands	605
Norway	581
Portugal	460
Belgium	428
Slovenia	333
Sweden	288
Switzerland	263
Ireland	254
Denmark	205
Latvia	203
Lithuania	187
Finland	156
Island	78
Cyprus	57
Estonia	39
Malta	31
Luxemburg	14
Liechtenstein	2
<b>TOTAL</b>	<b>54 940</b>

**Number of EU nationals with valid registration for residence on 30. 06. 2017**

Nationality	on 30. 06. 2017
	Number of registrations
Czech Republic	10 503
Hungary	7 868
Romania	7 048
Poland	5 669
Germany	4 502
Italy	2 942
Austria	2 331
United Kingdom	2 043
Bulgaria	1 776
France	1 438
Croatia	1 167
Spain	1 028
Greece	732
Norway	602
Netherlands	561
Belgium	459
Portugal	434
Slovenia	323
Sweden	305
Switzerland	249
Ireland	240
Denmark	212
Latvia	200
Lithuania	183
Finland	165
Island	74
Cyprus	53
Estonia	39
Malta	26
Luxemburg	13
Liechtenstein	2
<b>TOTAL</b>	<b>53 187</b>

**Number of valid residence permits of third country nationals on 30.06.2017 and on 30.06.2018 by purpose of residence**

<b>Temporary residence</b>		
<b>Purpose of residence</b>	<b>on 30. 06. 2017</b>	<b>on 30. 06. 2018</b>
Slovak living abroad	8 754	10 032
Employment	4 915	9 748
Family reunion	6 439	7 014
Business	5 315	6 655
Study	3 119	3 568
Specific activity – Sport	407	415
Subsidiary protection	179	163
Specific activity- Volunteering	108	123
Specific activity – Programmes approved by SR government or the EU	97	72
Specific activity – Lecturing	74	60
Other purposes of temporary residence	147	189
<b>TOTAL</b>	<b>29 554</b>	<b>38 039</b>

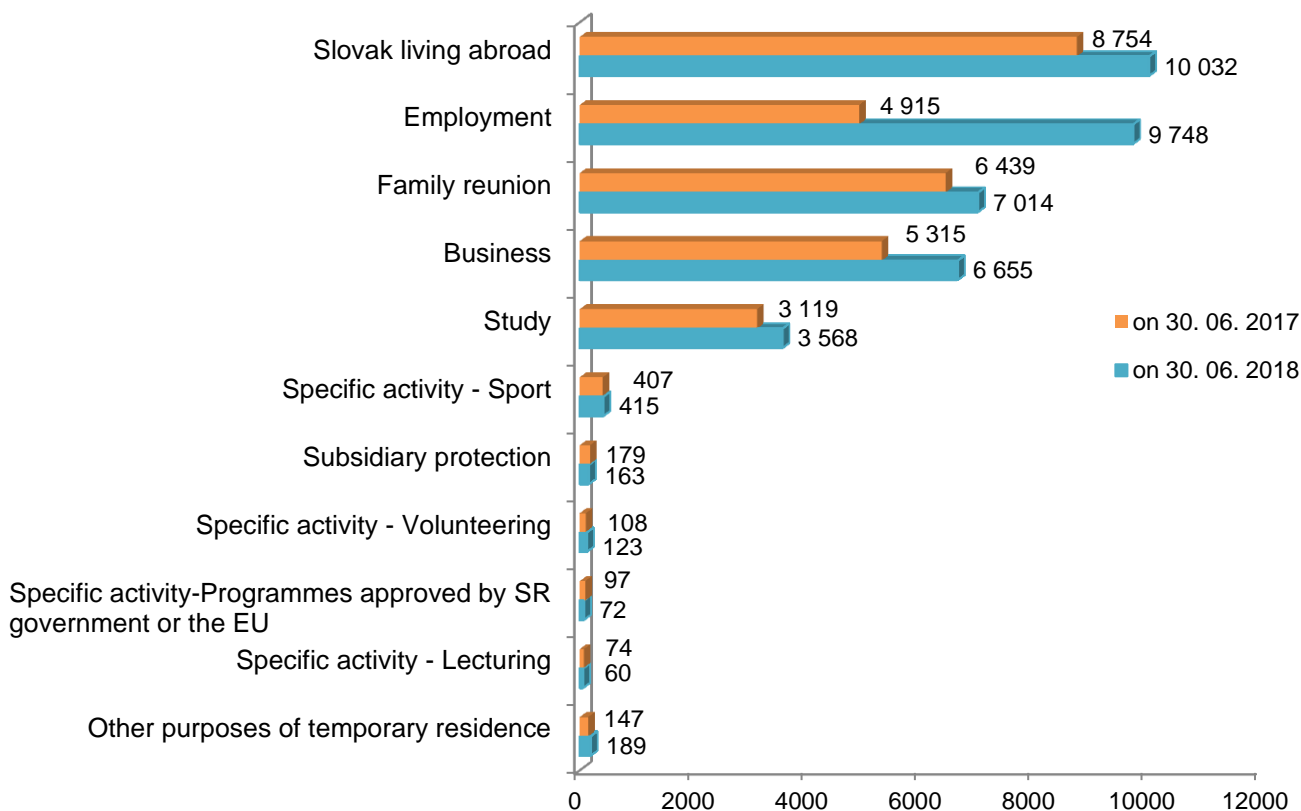
<b>Permanent residence</b>		
<b>Purpose of residence</b>	<b>on 30. 06. 2017</b>	<b>on 30. 06. 2018</b>
Long term residence	5 925	6 725
Permanent residence (unlimited)	4 956	5 280
Permanent residence (for 5 years)	2 947	2 908
Family member of EU national	720	896
Refugee	301	301
Family member of EU national – permanent	93	127
<b>TOTAL</b>	<b>14 942</b>	<b>16 237</b>

<b>Tolerated residence</b>		
<b>Purpose of residence</b>	<b>on 30. 06. 2017</b>	<b>on 30. 06. 2018</b>
Prison sentence execution or period of imprisonment - on 30. 06. 2018 is not considered to be a legal stay*	183	-
Departure is not possible and detention is inefficient - on 30. 06. 2018 is not considered to be a legal stay*	39	-
Obstacle to administrative expulsion - on 30. 06. 2018 is not considered to be a legal stay*	4	-
Respecting for foreigner's personal and family life	19	10
Unaccompanied minor	6	6
International commitments of the Slovak Republic	-	1
<b>TOTAL</b>	<b>251</b>	<b>17</b>

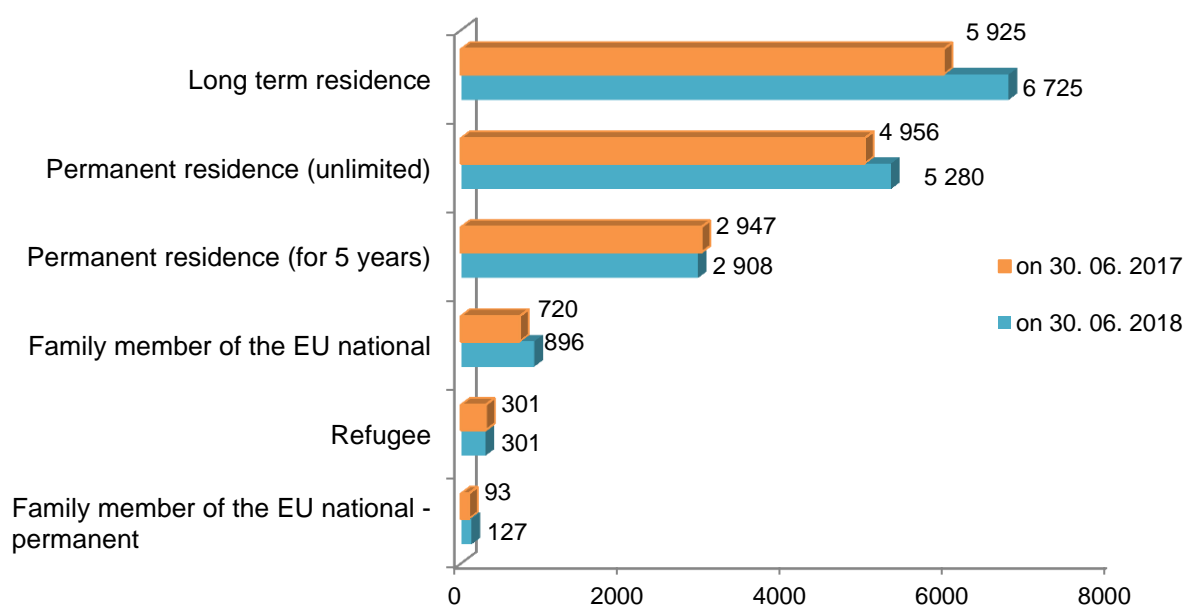
\* With effect from the amendment to the Act on stay of foreigners valid as of 01.05.2018, the said purposes are not considered to be a legal stay in accordance with Article 61/a of the Act on stay of foreigners.

**Number of valid residence permits of third country nationals on 30.06.2017 and on 30.06.2018 by purpose of residence**

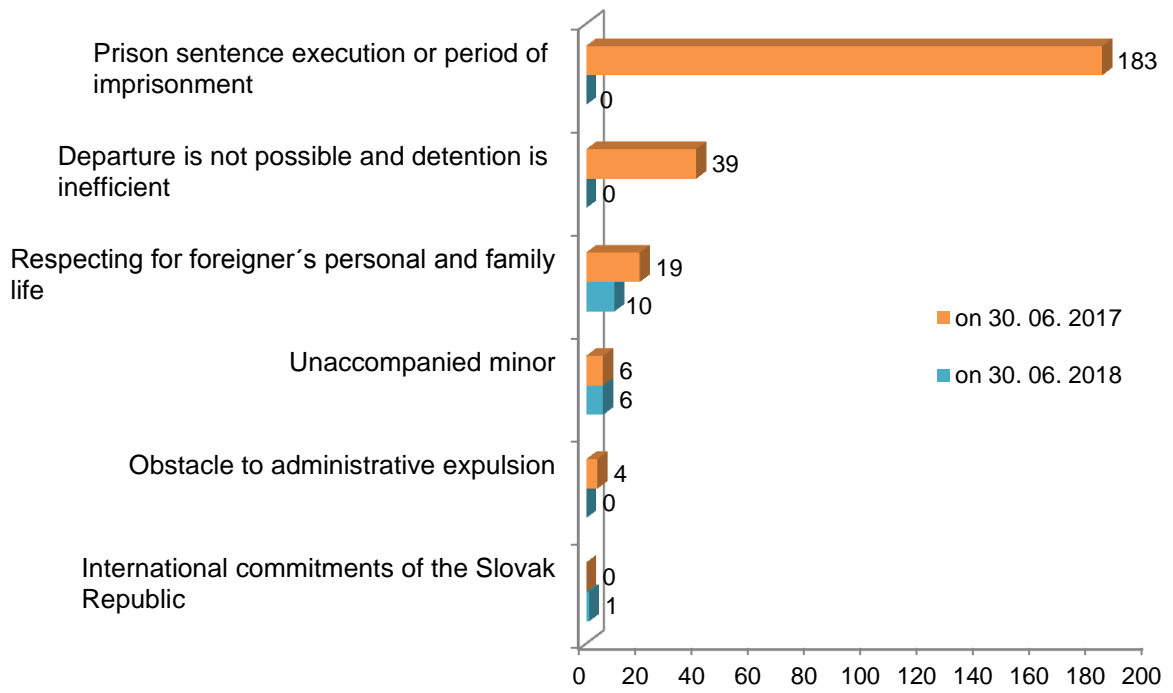
**Temporary residence - most frequent purposes of temporary residence of third country nationals on 30. 06. 2017 and on 30. 06. 2018**



**Permanent residence of third country nationals on 30. 06. 2017 and on 30. 06. 2018**



**Tolerated residence of third country nationals on 30. 06. 2017 and on 30. 06. 2018 by purpose of residence**





### Number of residence permits granted to aliens in I. half of 2017 and 2018

Nationality	I. half of 2017	I. half of 2018
Third country nationals	9 778	12 631
EU nationals (registrations)	3 338	3 305
<b>TOTAL</b>	<b>13 116</b>	<b>15 936</b>

Note:

**Granted residence permit** – includes granted, renewed residence permits and validity extensions of residence permits within the period from 1<sup>st</sup> January to 30<sup>th</sup> June of respective year.

### Number of valid residence permits granted to third country nationals in I. half of 2017 and 2018 by type of residence

Type of residence	I. half of 2017	I. half of 2018
Temporary residence	8 603	11 371
Permanent residence	1 082	1 243
Tolerated residence	93	17
<b>TOTAL</b>	<b>9 778</b>	<b>12 631</b>

### Top twenty nationalities whom the residence permit was granted in first half of 2018 – third country nationals

Nationality	I. half of 2018			
	Total numbers of permits	Thereof:		
		Temporary	Permanent	Tolerated
Ukraine	5 092	4 801	291	-
Serbia	2 732	2 646	84	2
Russia	943	800	143	-
Viet Nam	590	538	49	3
Korean Republic	393	337	56	-
Iran	346	327	19	-
China (PRC)	275	202	73	-
Macedonia (FYROM)	268	232	36	-
Turkey	208	186	22	-
Bosnia and Herzegovina	165	152	13	-
United States, USA	120	63	57	-
Syria	107	76	31	-
Thailand	105	86	19	-
Kazakhstan	100	92	8	-
Belarus	95	87	8	-
India	95	80	15	-
Mexico	71	58	13	-
Brazil	58	46	12	-
Georgia	58	54	4	-
Egypt	47	30	17	-
Other nationalities	763	478	273	12
<b>TOTAL</b>	<b>12 631</b>	<b>11 371</b>	<b>1 243</b>	<b>17</b>

**Top twenty nationalities whom the residence permit was granted in first half of 2017 – third country nationals**

Nationality	I. half of 2017			
	Total number of permits	Thereof:		
		Temporary	Permanent	Tolerated
Ukraine	3 100	2 809	270	21
Serbia	2 211	2 146	57	8
Russia	865	731	133	1
Viet Nam	531	489	40	2
Korean Republic	442	397	45	-
Iran	393	385	8	-
China (PRC)	240	200	40	-
Macedonia (FYROM)	170	139	30	1
Turkey	144	126	18	-
United States, USA	124	83	39	2
Syria	123	104	14	5
India	117	107	10	-
Thailand	110	95	14	1
Kazakhstan	82	68	12	2
Bosnia and Herzegovina	81	69	8	4
Egypt	77	43	33	1
Belarus	72	58	13	1
Iraq	51	42	6	3
Brazil	48	40	8	-
Mexico	45	41	3	1
Other nationalities	752	431	281	40
<b>TOTAL</b>	<b>9 778</b>	<b>8 603</b>	<b>1 082</b>	<b>93</b>

## 1.3 Visas

Visa applications and granted visas by Embassies of the SR by visa type and nationality of applicants in I. half of 2018 – TOP 20

I. half of 2018								
Nationality	Total	Visa applications			Total	Granted visas		
		A type visa	C type visa	D type visa		A type visa	C type visa	D type visa
Russia	5 774	-	5 678	96	5 710	-	5 628	82
Belarus	2 267	-	2 262	5	2 229	-	2 226	3
Ukraine	1 352	-	1 211	141	1 333	-	1 195	138
China (PRC)	1 175	-	1 087	88	1 092	-	1 008	84
Turkey	913	-	848	65	862	-	799	63
India	419	-	372	47	387	-	340	47
Kuwait	410	-	404	6	408	-	402	6
Iran	349	-	300	49	246	-	197	49
Kazakhstan	335	-	307	28	322	-	298	24
Thailand	209	-	165	44	207	-	164	43
Egypt	173	-	162	11	170	-	160	10
South Africa	136	-	136	-	136	-	136	-
Lebanon	131	-	128	3	133	-	130	3
Viet Nam	313	-	123	190	288	-	110	178
Indonesia	112	-	112	-	111	-	111	-
Cuba	86	-	85	1	86	-	85	1
Uzbekistan	83	-	83	-	65	-	64	1
Kosovo	84	-	83	1	69	-	68	1
Armenia	64	-	50	14	59	-	45	14
Philippines	58	-	41	17	56	-	39	17
Other nationalities	603	-	420	183	508	-	347	161
<b>TOTAL</b>	<b>15 046</b>	<b>0</b>	<b>14 057</b>	<b>989</b>	<b>14 477</b>	<b>0</b>	<b>13 552</b>	<b>925</b>

**Visa applications and granted visas by Embassies of the SR by visa type and nationality of applicants in I. half of 2017 – TOP 20**

I. half of 2017								
Nationality	Total	Visa applications			Total	Granted visas		
		A type visa	C type visa	D type visa		A type visa	C type visa	D type visa
Ukraine	14 412	-	14 194	218	14 225	-	14 010	215
Russia	6 132	-	6 052	80	6 080	-	6 002	78
Belarus	2 134	-	2 130	4	2 082	-	2 078	4
China (PRC)	1 130	-	1 058	72	1 049	-	978	71
Turkey	687	-	638	49	661	-	613	48
Viet Nam	525	-	162	363	503	-	155	348
Kuwait	512	-	508	4	506	-	502	4
India	405	-	372	33	353	-	320	33
Kazakhstan	255	-	239	16	256	-	238	18
Iran	254	-	132	122	195	-	76	119
Lebanon	254	-	253	1	232	-	231	1
Egypt	236	-	212	24	202	-	179	23
Kenya	199	-	199	-	185	-	185	-
Thailand	158	-	121	37	158	-	121	37
Kosovo	148	-	146	2	104	-	103	1
South Africa	119	-	118	1	118	-	118	-
Indonesia	123	-	113	10	120	-	110	10
Uzbekistan	87	-	80	7	75	-	69	6
Philippines	50	-	38	12	46	-	34	12
Cuba	39	-	32	7	39	-	32	7
Other nationalities	478	-	340	138	418	-	287	131
<b>TOTAL</b>	<b>28 337</b>	<b>0</b>	<b>27 137</b>	<b>1 200</b>	<b>27 607</b>	<b>0</b>	<b>26 441</b>	<b>1 166</b>

Data source: NVIS MFA SR

**Number of national visas granted by Central Visa Authority Department of Bureau of Border and Foreign Police in 2018**

Nationality	I. half of 2018	
	National visas applications	Granted national visas
United States, USA	3	3
Nigeria	2	2
Macedonia (FYROM)	1	1
<b>TOTAL</b>	<b>6</b>	<b>6</b>

**Note:**

National visas are granted by Central Visa Authority Department of Bureau of Border and Foreign Police since 01.05.2017 according the Act on stay of foreigners: Art. 15/1/d).

**Security checks related to visa applications requested by MFA SR in I. half of 2017 and 2018**

Month	I. half of 2017				I. half of 2018			
	Total	CVAD opinion			Total	CVAD opinion		
		approving	disapproving	binding		approving	disapproving	binding
January	4 124	4 117	7	-	1 862	1 842	20	-
February	4 293	4 282	11	-	2 120	2 107	13	-
March	5 602	5 585	17	-	2 535	2 520	15	-
April	4 796	4 789	7	-	2 889	2 870	19	-
May	5 014	5 006	8	-	2 879	2 863	16	-
June	4 811	4 797	14	-	3 331	3 311	20	-
<b>TOTAL</b>	<b>28 640</b>	<b>28 576</b>	<b>64</b>	<b>0</b>	<b>15 616</b>	<b>15 513</b>	<b>103</b>	<b>0</b>

**Security checks related to visa applications requested by embassies of other EU member states in I. half of 2017 and 2018**

Month	I. half of 2017			I. half of 2018		
	Total	CVAD opinion		Total	CVAD opinion	
		approving	disapproving		approving	disapproving
January	54 783	54 770	13	162 402	162 368	34
February	59 602	59 583	19	211 136	211 079	57
March	65 510	65 497	13	232 821	232 761	60
April	64 376	64 367	9	215 288	215 242	46
May	87 165	87 159	6	254 855	254 804	51
June	83 170	83 162	8	267 737	267 701	36
<b>TOTAL</b>	<b>414 606</b>	<b>414 538</b>	<b>68</b>	<b>1 344 239</b>	<b>1 343 955</b>	<b>284</b>

**Disapproving opinion of Central Visa Authority Department of Bureau of Border and Foreign Police to the visa application according to the hit in Schengen information system for purpose of entry refusal by nationality of visa applicant in I. half of 2018**

Nationality	Total	Thereof:	
		MFA	VIS
Morocco	106	-	106
Algeria	64	-	64
Tunisia	29	-	29
Nigeria	17	-	17
Iran	10	-	10
Pakistan	9	-	9
Iraq	6	-	6
Uzbekistan	6	1	5
Libya	5	-	5
Syria	5	-	5
Afghanistan	4	-	4
Azerbaijan	4	-	4
Egypt	4	-	4
Turkey	4	4	-
Tajikistan	3	-	3
Bangladesh	1	-	1
Belarus	1	1	-
Ethiopia	1	-	1
Kenya	1	-	1
Kyrgyzstan	1	-	1
Russia	1	1	-
Ukraine	1	1	-
<b>TOTAL</b>	<b>283</b>	<b>8</b>	<b>275</b>

Note:

MFA – requests sent by embassies and general consulates of the SR

VIS – requests sent by other EU member states

**Number of security checks of invitations requested by Foreign Police Units of the Police Force in I. half of 2017 and 2018**

Invitations		I. half of 2017	I. half of 2018
Official		415	296
Private		597	523
<b>Total number of security checks</b>		<b>1 012</b>	<b>819</b>
Thereof:	Total number of approved invitations	921	779
	Total number of disapproved invitations	91	40

**Number of security checks of invitations requested by Foreign Police Units of the Police Force in I. half of 2018 - TOP 10**

Nationality	Total	Invitations	
		Official	Private
India	148	113	35
China (PRC)	103	59	44
Viet Nam	87	11	76
Russia	58	9	49
Iran	51	15	36
Cuba	40	5	35
Egypt	35	15	20
Thailand	35	2	33
Philippines	26	5	21
Syria	23	6	17
Other nationalities	213	56	157
<b>TOTAL</b>	<b>819</b>	<b>296</b>	<b>523</b>

**Negative statement of Central Visa Authority Department of Bureau of Border and Foreign Police to the invitation letter according to hit in Schengen information system for purpose of entry refusal by nationality and type of invitation in I. half of 2018**

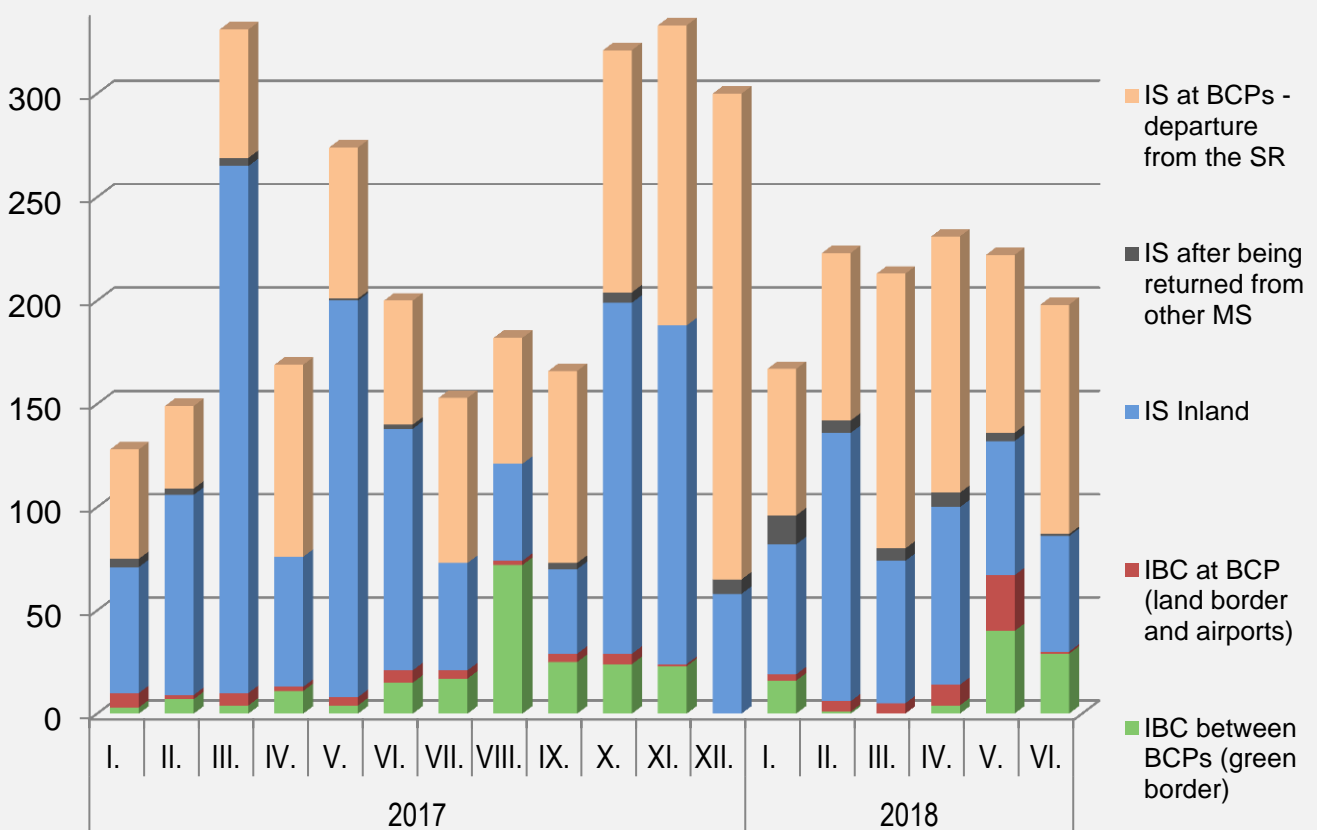
Nationality	Total	Thereof disapproving opinion to:	
		Private invitations	Official invitations
---	0	-	-
<b>TOTAL</b>	<b>0</b>	<b>0</b>	<b>0</b>

## 2 ILLEGAL MIGRATION

### Overview of illegal migration on the territory of the SR in I. half of: 2017 and 2018

		I. half of 2017			I. half of 2018		
		Total	Thereof:		Total	Thereof:	
			to SR	from SR		to SR	from SR
IBC	External land border between BCPs	44	42	2	90	90	0
	External land border at BCPs	24	24	0	29	29	0
	External air border (at airports)	3	3	0	22	20	2
	<b>TOTAL</b>	<b>71</b>	<b>69</b>	<b>2</b>	<b>141</b>	<b>139</b>	<b>2</b>
IS	Inland	785			469		
	At BCPs - departure from the SR	381			606		
	Returned from other Member State	14	---	---	38	---	---
	<b>TOTAL</b>	<b>1 180</b>			<b>1 113</b>		
<b>TOTAL</b>		<b>1 251</b>			<b>1 254</b>		

### Development of individual indicators of illegal migration on the territory of the SR within the period from January 2017 to June 2018 by individual months





**Overview of illegal migration on the territory of the SR disaggregated by detection and processing by individual DBFP in I. half of 2018**

	DETECTED			PROCESSED		
	Total	IBC	IS	Total	IBC	IS
DBFP Bratislava	<b>218</b>	21	197	<b>269</b>	21	248
DBFP B. Bystrica	<b>74</b>	-	74	<b>83</b>	-	83
DBFP Prešov	<b>97</b>	1	96	<b>175</b>	1	174
DBFP Sobrance	<b>730</b>	119	611	<b>727</b>	119	608
Other authority*	<b>135</b>	-	135	<b>0</b>	-	-
<b>TOTAL</b>	<b>1 254</b>	<b>141</b>	<b>1 113</b>	<b>1 254</b>	<b>141</b>	<b>1 113</b>

**Overview of illegal migration on the territory of the SR disaggregated by detection and processing by individual DBFP in I. half of 2017**

	DETECTED			PROCESSED		
	Total	IBC	IS	Total	IBC	IS
DBFP Bratislava	<b>436</b>	2	434	<b>483</b>	2	481
DBFP B. Bystrica	<b>135</b>	-	135	<b>153</b>	-	153
DBFP Prešov	<b>88</b>	1	87	<b>168</b>	1	167
DBFP Sobrance	<b>452</b>	58	394	<b>447</b>	68	379
Other authority*	<b>140</b>	10	130	<b>0</b>	-	-
<b>TOTAL</b>	<b>1 251</b>	<b>71</b>	<b>1 180</b>	<b>1 251</b>	<b>71</b>	<b>1 180</b>

\* e. g. Customs Criminal Office, Uniformed Police, Railway Police, Authority of other country

Note:

„Authority of detection“ means unit that performed primordial check of alien in the territory of SR, detected violation of the law and handed the case over to competent unit of BBFP for further procession.

### Illegal migration on the territory of the SR in I. half of 2018 by nationality

Nationality	Illegal migration in total	IBC			IS		
		Land border:		Airports	Inland	at BCPs - departing from the SR	Returned from other MS
		between BCPs	at BCPs				
Ukraine	840	3	23	1	220	593	-
Serbia	104	-	-	-	102	2	-
Viet Nam	85	66	-	-	19	-	-
Moldova	46	1	-	-	38	7	-
Afghanistan	21	4	-	-	11	-	6
Yemen	19	-	-	19	-	-	-
Russia	15	2	-	1	8	2	2
Turkey	15	3	6	-	5	-	1
Azerbaijan	14	3	-	-	-	-	11
Pakistan	13	2	-	-	8	-	3
Macedonia (FYROM)	9	-	-	-	9	-	-
Bosnia and Herzegovina	7	-	-	-	7	-	-
Syria	7	1	-	-	-	-	6
China (PRC)	5	-	-	-	2	-	3
Georgia	5	-	-	-	1	-	4
Iraq	5	2	-	-	1	-	2
Iran	4	-	-	-	4	-	-
Hungary	4	-	-	-	4	-	-
Belarus	3	2	-	-	1	-	-
Palestine	3	-	-	-	3	-	-
Albania	2	-	-	1	1	-	-
Montenegro	2	-	-	-	2	-	-
Canada	2	-	-	-	2	-	-
Korean Republic	2	-	-	-	2	-	-
Tunisia	2	-	-	-	2	-	-
Algeria	1	-	-	-	-	1	-
Benin	1	-	-	-	1	-	-
Czech Republic	1	-	-	-	1	-	-
Egypt	1	-	-	-	1	-	-
Guinea	1	-	-	-	1	-	-
India	1	-	-	-	1	-	-
Israel	1	-	-	-	1	-	-
South Africa	1	-	-	-	1	-	-
Cameroon	1	-	-	-	1	-	-
Kyrgyzstan	1	1	-	-	-	-	-
Colombia	1	-	-	-	1	-	-
Kuwait	1	-	-	-	1	-	-
Lebanon	1	-	-	-	1	-	-
Latvia	1	-	-	-	1	-	-
Mexico	1	-	-	-	1	-	-
Nigeria	1	-	-	-	1	-	-
Romania	1	-	-	-	1	-	-
United States, USA	1	-	-	-	1	-	-
Tajikistan	1	-	-	-	-	1	-
Thailand	1	-	-	-	1	-	-
<b>TOTAL</b>	<b>1 254</b>	<b>90</b>	<b>29</b>	<b>22</b>	<b>469</b>	<b>606</b>	<b>38</b>

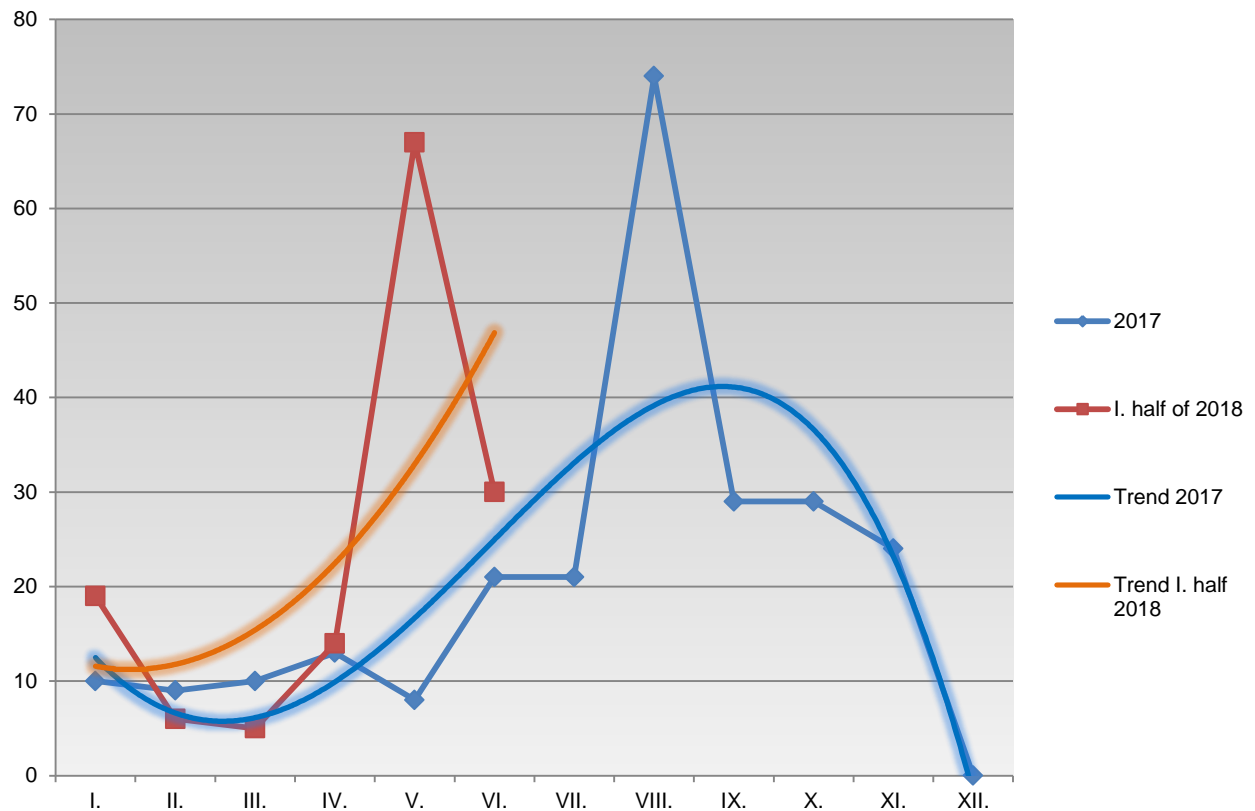
### Illegal migration on the territory of the SR in I. half of 2017 by nationality

Nationality	Illegal migration in total	IBC			IS		
		Land border:		Airports	Inland	at BCPs - departing from the SR	Returned from other MS
		between BCPs	at BCPs				
Ukraine	860	4	20	-	477	357	2
Serbia	124	-	-	-	124	-	-
Viet Nam	38	12	-	-	25	-	1
Syria	23	4	-	-	19	-	-
Afghanistan	20	-	-	-	15	-	5
Iraq	20	-	-	-	20	-	-
Moldova	16	1	-	-	-	15	-
Russia	11	5	-	-	3	3	-
Turkey	11	2	1	-	7	-	1
China (PRC)	9	-	-	-	8	1	-
Hungary	7	-	1	-	5	1	-
Bangladesh	6	-	-	-	6	-	-
Iran	6	-	-	-	6	-	-
Morocco	6	1	-	-	4	1	-
Pakistan	6	-	-	-	4	-	2
Sri Lanka	6	-	-	-	5	-	1
Belarus	5	-	-	-	5	-	-
Bosnia and Herzegovina	5	-	-	-	5	-	-
Georgia	5	4	-	-	1	-	-
Macedonia (FYROM)	5	-	-	1	3	1	-
Unknown nationality	5	-	-	1	4	-	-
Nigeria	5	-	-	-	4	-	1
Korean Republic	4	-	-	-	4	-	-
Libya	4	2	-	-	2	-	-
Brazil	3	-	-	-	2	1	-
Guinea	3	2	-	-	1	-	-
Canada	3	-	-	-	3	-	-
Mongolia	3	2	-	-	1	-	-
Albania	2	-	-	1	1	-	-
Algeria	2	-	-	-	2	-	-
Czech Republic	2	2	-	-	-	-	-
Egypt	2	-	-	-	2	-	-
Cuba	2	-	2	-	-	-	-
Mexico	2	-	-	-	2	-	-
Australia	1	-	-	-	1	-	-
Bolivia	1	-	-	-	1	-	-
Ethiopia	1	-	-	-	-	-	1
India	1	1	-	-	-	-	-
Israel	1	-	-	-	1	-	-
Cameroon	1	-	-	-	1	-	-
Colombia	1	-	-	-	1	-	-
Mali	1	-	-	-	1	-	-
Germany	1	-	-	-	1	-	-
Kosovo	1	-	-	-	1	-	-
Palestine	1	1	-	-	-	-	-
Peru	1	-	-	-	1	-	-
Poland	1	1	-	-	-	-	-
Romania	1	-	-	-	1	-	-
Sierra Leone	1	-	-	-	1	-	-
United Arab Emirates	1	-	-	-	1	-	-
United States, USA	1	-	-	-	1	-	-
Tajikistan	1	-	-	-	-	1	-
Thailand	1	-	-	-	1	-	-
Tunisia	1	-	-	-	1	-	-
<b>TOTAL</b>	<b>1 251</b>	<b>44</b>	<b>24</b>	<b>3</b>	<b>785</b>	<b>381</b>	<b>14</b>

## 2.1 Illegal Crossings of State Border of the Slovak Republic

### Overview of IBC by individual months in: 2017 and 2018

	Total	I.	II.	III.	IV.	V.	VI.	VII.	VIII.	IX.	X.	XI.	XII.
<b>2017</b>	<b>248</b>	10	9	10	13	8	21	21	74	29	29	24	0
<b>2018</b>	<b>141</b>	19	6	5	14	67	30	-	-	-	-	-	-



### IBC in I. half of 2018 disaggregated by place and direction of crossing

Nationality	IBC			Thereof:					
				Land border between BCPs		Land border at BCPs		Airports (non-Schengen flights)	
	Total	Thereof:		to SR	from SR	to SR	from SR	to SR	from SR
to SR		from SR							
Viet Nam	66	66	-	66	-	-	-	-	-
Ukraine	27	26	1	3	-	23	-	-	1
Yemen	19	19	-	-	-	-	-	19	-
Turkey	9	9	-	3	-	6	-	-	-
Afghanistan	4	4	-	4	-	-	-	-	-
Azerbaijan	3	3	-	3	-	-	-	-	-
Russia	3	3	-	2	-	-	-	1	-
Belarus	2	2	-	2	-	-	-	-	-
Iraq	2	2	-	2	-	-	-	-	-
Pakistan	2	2	-	2	-	-	-	-	-
Albania	1	-	1	-	-	-	-	-	1
Kyrgyzstan	1	1	-	1	-	-	-	-	-
Moldova	1	1	-	1	-	-	-	-	-
Syria	1	1	-	1	-	-	-	-	-
<b>TOTAL</b>	<b>141</b>	<b>139</b>	<b>2</b>	<b>90</b>	<b>0</b>	<b>29</b>	<b>0</b>	<b>20</b>	<b>2</b>

### IBC in I. half of 2017 disaggregated by place and direction of crossing

Nationality	IBC			Thereof:					
				Land border between BCPs		Land border at BCPs		Airports (non-Schengen flights)	
	Total	Thereof:		to SR	from SR	to SR	from SR	to SR	from SR
to SR		from SR							
Ukraine	24	24	-	4	-	20	-	-	-
Viet Nam	12	12	-	12	-	-	-	-	-
Russia	5	5	-	5	-	-	-	-	-
Georgia	4	4	-	4	-	-	-	-	-
Syria	4	4	-	4	-	-	-	-	-
Turkey	3	3	-	2	-	1	-	-	-
Czech Republic	2	1	1	1	1	-	-	-	-
Guinea	2	2	-	2	-	-	-	-	-
Cuba	2	2	-	-	-	2	-	-	-
Libya	2	2	-	2	-	-	-	-	-
Mongolia	2	2	-	2	-	-	-	-	-
Albania	1	1	-	-	-	-	-	1	-
India	1	1	-	1	-	-	-	-	-
Macedonia (FYROM)	1	1	-	-	-	-	-	1	-
Hungary	1	1	-	-	-	1	-	-	-
Morocco	1	1	-	1	-	-	-	-	-
Moldova	1	1	-	1	-	-	-	-	-
Unknown nationality	1	1	-	-	-	-	-	1	-
Palestine	1	1	-	1	-	-	-	-	-
Poland	1	-	1	-	1	-	-	-	-
<b>TOTAL</b>	<b>71</b>	<b>69</b>	<b>2</b>	<b>42</b>	<b>2</b>	<b>24</b>	<b>0</b>	<b>3</b>	<b>0</b>

**IBC in I. half of 2018 disaggregated by place and modus operandi of crossing**

			Number of migrants
LAND BORDER	between BCPs	on foot without own travel document	87
		on foot with own travel document	3
		<b>Total</b>	<b>90</b>
	at BCPs	counterfeit/forged travel document	9
		counterfeit/forged visa, residence permit	4
		person attempting to avoid border check	-
		person on whom an alert has been issued in national registry for purposes of entry refusal	16
		asylum applicant at the BCP entering the territory of the SR with own genuine travel document	-
		<b>Total</b>	<b>29</b>
	AIRPORTS	travel document of other person (impostor) / fraudulently obtained document	1
counterfeit/forged travel document		1	
counterfeit/forged visa, residence permit		1	
asylum applicant at the BCP entering the territory of the SR with own genuine travel document		19	
avoiding border control		-	
<b>Total</b>		<b>22</b>	
<b>TOTAL</b>			<b>141</b>

**IBC in I. half of 2017 disaggregated by place and modus operandi of crossing**

			Number of migrants
LAND BORDER	between BCPs	on foot without own travel document	33
		on foot with own travel document	11
		<b>Total</b>	<b>44</b>
	at BCPs	counterfeit/forged travel document	14
		counterfeit/forged visa, residence permit	3
		person attempting to avoid border check	-
		person on whom an alert has been issued in national registry for purposes of entry refusal	6
		asylum applicant at the BCP entering the territory of the SR with own genuine travel document	-
		obstructing the execution of an official decision	1
		<b>Total</b>	<b>24</b>
AIRPORTS	travel document of other person (impostor) / fraudulently obtained document	1	
	counterfeit/forged travel document	1	
	counterfeit/forged visa, residence permit	-	
	avoiding border control	1	
	<b>Total</b>	<b>3</b>	
<b>TOTAL</b>			<b>71</b>

**IBC at land border between BCPs in I. half of 2018 disaggregated by processing authority**

Nationality	Total	BCU PF									
		Zboj	Topoľa	Ulič	Ubľa	Podhorod'	Petrovce	Vyšné Nemecké	Maťovské Vojkovce	Veľké Slemence	Čierna nad Tisou
Viet Nam	66	12	-	6	-	22	14	-	12	-	-
Afghanistan	4	-	-	-	4	-	-	-	-	-	-
Azerbaijan	3	-	-	1	-	-	2	-	-	-	-
Turkey	3	-	-	-	-	-	-	3	-	-	-
Ukraine	3	-	-	1	2	-	-	-	-	-	-
Belarus	2	-	-	-	-	-	-	-	2	-	-
Iraq	2	-	-	-	-	-	-	-	2	-	-
Pakistan	2	-	-	-	-	-	-	-	2	-	-
Russia	2	-	-	-	1	-	1	-	-	-	-
Kyrgyzstan	1	-	-	-	1	-	-	-	-	-	-
Moldova	1	-	-	-	1	-	-	-	-	-	-
Syria	1	-	-	-	-	-	-	1	-	-	-
<b>TOTAL</b>	<b>90</b>	<b>12</b>	<b>0</b>	<b>8</b>	<b>9</b>	<b>22</b>	<b>17</b>	<b>4</b>	<b>18</b>	<b>0</b>	<b>0</b>

**IBC at land border between BCPs in I. half of 2017 disaggregated by processing authority**

Nationality	Total	BCU PF									
		Zboj	Topoľa	Ulič	Ubľa	Podhorod'	Petrovce	Vyšné Nemecké	Maťovské Vojkovce	Veľké Slemence	Čierna nad Tisou
Viet Nam	12	-	3	-	-	-	-	9	-	-	-
Russia	5	-	-	3	2	-	-	-	-	-	-
Georgia	4	-	-	-	2	-	2	-	-	-	-
Syria	4	-	-	-	2	-	-	2	-	-	-
Ukraine	4	-	1	1	-	-	-	-	1	-	1
Czech Republic	2	-	-	-	-	-	-	1	1	-	-
Guinea	2	2	-	-	-	-	-	-	-	-	-
Libya	2	-	-	-	-	-	-	2	-	-	-
Mongolia	2	-	-	-	-	-	-	2	-	-	-
Turkey	2	-	-	-	-	-	-	1	-	1	-
India	1	-	1	-	-	-	-	-	-	-	-
Morocco	1	-	-	-	-	-	-	-	1	-	-
Moldova	1	-	-	-	-	-	-	-	-	1	-
Palestine	1	-	-	-	-	-	-	1	-	-	-
Poland	1	-	-	-	-	-	-	1	-	-	-
<b>TOTAL</b>	<b>44</b>	<b>2</b>	<b>5</b>	<b>4</b>	<b>6</b>	<b>0</b>	<b>2</b>	<b>19</b>	<b>3</b>	<b>2</b>	<b>1</b>

**IBC at BCPs in I. half of 2018 disaggregated by individual BCU PF**

Nationality	Total	BCU PF								
		Ubf'a	Vyšné Nemecké	Maťovské Vojkovce	Veľké Slemence	Čierna nad Tisou	Bratislava Airport	Poprad Airport	Košice Airport	small airports
Ukraine	24	4	18	-	1	-	-	-	1	-
Yemen	19	-	-	-	-	-	19	-	-	-
Turkey	6	-	2	-	-	4	-	-	-	-
Albania	1	-	-	-	-	-	1	-	-	-
Russia	1	-	-	-	-	-	1	-	-	-
<b>TOTAL</b>	<b>51</b>	<b>4</b>	<b>20</b>	<b>0</b>	<b>1</b>	<b>4</b>	<b>21</b>	<b>0</b>	<b>1</b>	<b>0</b>

**IBC at BCPs in I. half of 2017 disaggregated by individual BCU PF**

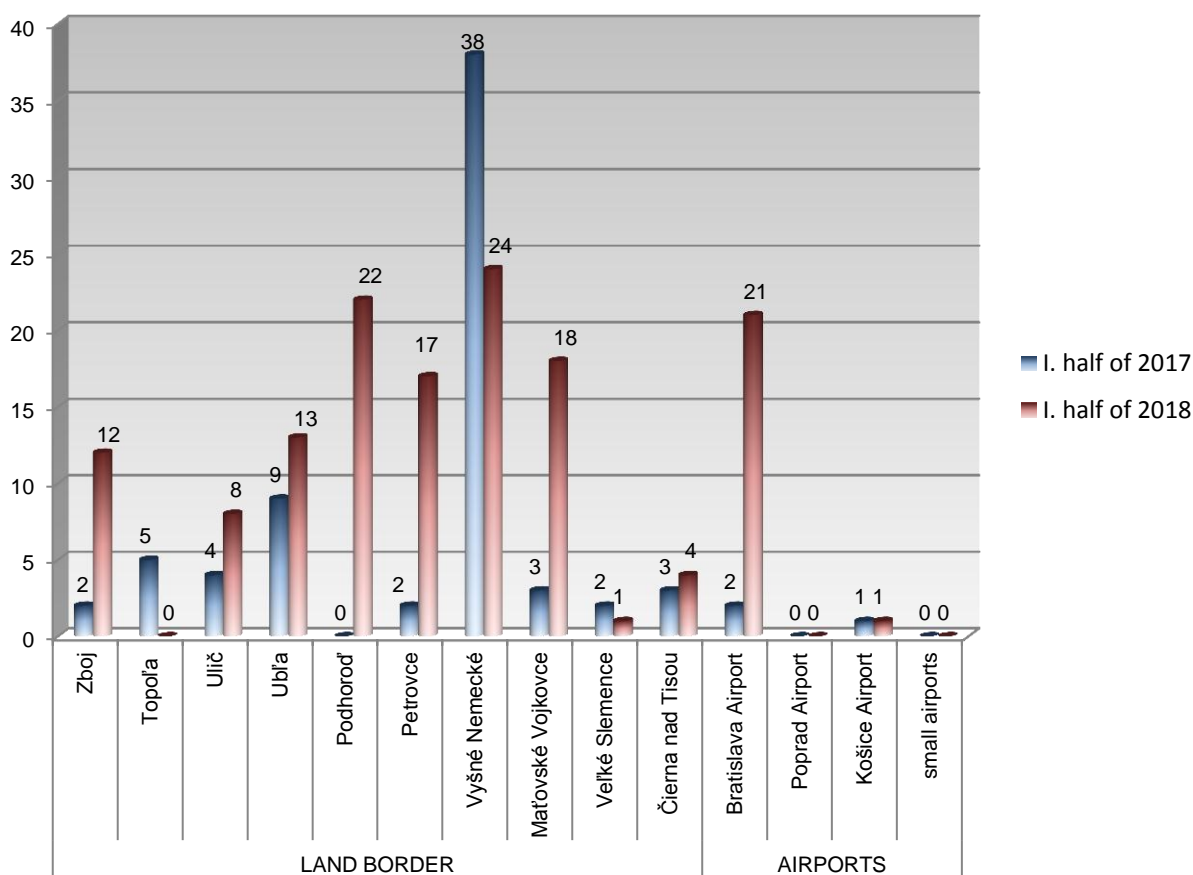
Nationality	Total	BCU PF								
		Ubf'a	Vyšné Nemecké	Maťovské Vojkovce	Veľké Slemence	Čierna nad Tisou	Bratislava Airport	Poprad Airport	Košice Airport	small airports
Ukraine	20	3	17	-	-	-	-	-	-	-
Cuba	2	-	-	-	-	2	-	-	-	-
Albania	1	-	-	-	-	-	1	-	-	-
Macedonia (FYROM)	1	-	-	-	-	-	1	-	-	-
Hungary	1	-	1	-	-	-	-	-	-	-
Unknown nationality	1	-	-	-	-	-	-	-	1	-
Turkey	1	-	1	-	-	-	-	-	-	-
<b>TOTAL</b>	<b>27</b>	<b>3</b>	<b>19</b>	<b>0</b>	<b>0</b>	<b>2</b>	<b>2</b>	<b>0</b>	<b>1</b>	<b>0</b>



## Overview of IBC by processing of cases by individual units in I. half of: 2017 and 2018

Units	I. half of 2017	I. half of 2018
BCU PF Zboj	2	12
BCU PF Topoľa	5	-
BCU PF Ulič	4	8
BCU PF Ubľa	9	13
BCU PF Podhorod'	-	22
BCU PF Petrovce	2	17
BCU PF Vyšné Nemecké	38	24
BCU PF Maťovské Vojkovce	3	18
BCU PF Veľké Slemence	2	1
BCU PF Čierna nad Tisou	3	4
BCU PF Bratislava Airport	2	21
BCU PF Poprad Airport	-	-
BCU PF Košice Airport	1	1
small airports	-	-
<b>TOTAL</b>	<b>71</b>	<b>141</b>

## Overview of IBC by processing of cases by individual units in I. half of: 2017 and 2018



### IBC in I. half of 2018 disaggregated by nationality, sex and age

Nationality	IBC in total	Total	MALE				Total	FEMALE			
			0-13	14-17	18-34	35+		0-13	14-17	18-34	35+
Viet Nam	66	43	-	-	41	2	23	-	-	21	2
Ukraine	27	22	-	-	14	8	5	-	-	-	5
Yemen	19	10	3	2	2	3	9	4	1	1	3
Turkey	9	8	-	-	6	2	1	-	-	1	-
Afghanistan	4	4	-	-	4	-	-	-	-	-	-
Azerbaijan	3	3	-	-	2	1	-	-	-	-	-
Russia	3	3	-	-	1	2	-	-	-	-	-
Belarus	2	2	-	1	1	-	-	-	-	-	-
Iraq	2	2	-	-	-	2	-	-	-	-	-
Pakistan	2	2	-	-	2	-	-	-	-	-	-
Albania	1	1	-	-	1	-	-	-	-	-	-
Kyrgyzstan	1	1	-	-	1	-	-	-	-	-	-
Moldova	1	1	-	-	-	1	-	-	-	-	-
Syria	1	1	-	-	1	-	-	-	-	-	-
<b>TOTAL</b>	<b>141</b>	<b>103</b>	<b>3</b>	<b>3</b>	<b>76</b>	<b>21</b>	<b>38</b>	<b>4</b>	<b>1</b>	<b>23</b>	<b>10</b>

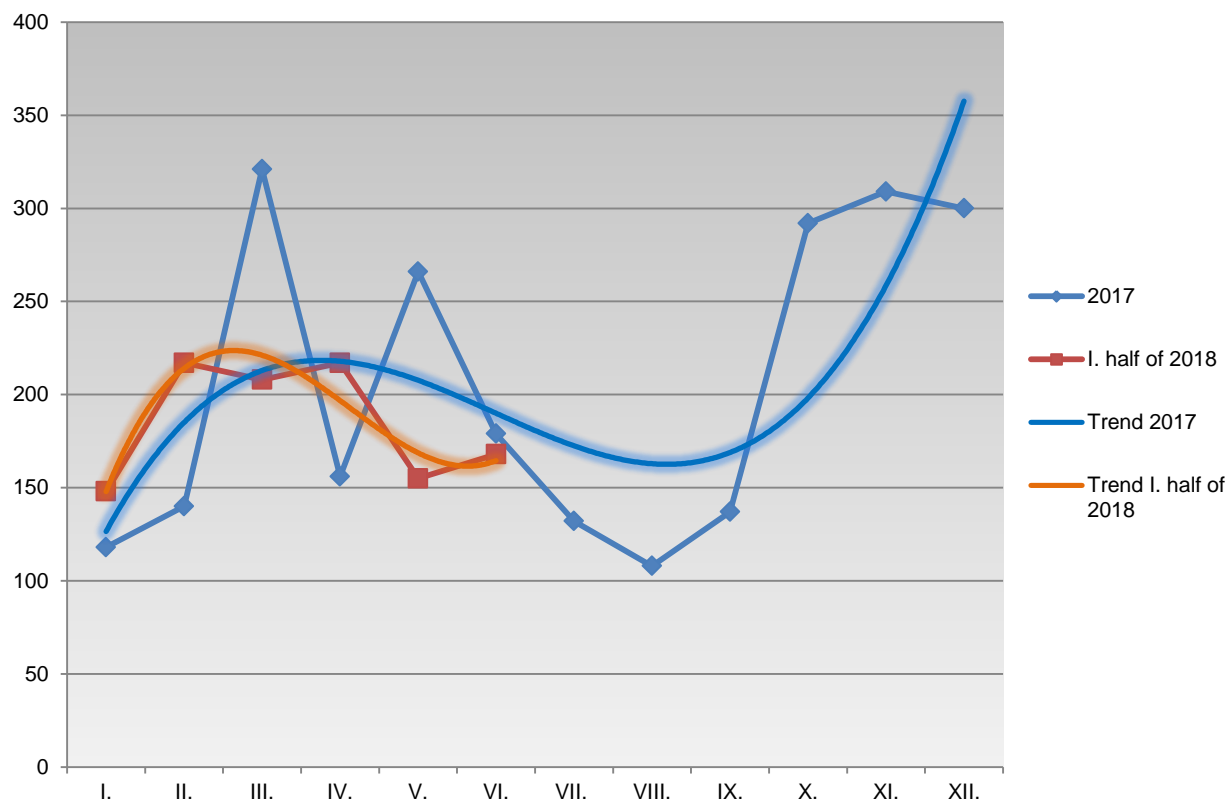
### IBC in I. half of 2017 disaggregated by nationality, sex and age

Nationality	IBC in total	Total	MALE				Total	FEMALE			
			0-13	14-17	18-34	35+		0-13	14-17	18-34	35+
Ukraine	24	18	-	-	6	12	6	-	-	4	2
Viet Nam	12	9	-	-	9	-	3	-	-	3	-
Russia	5	3	-	-	1	2	2	-	-	-	2
Georgia	4	4	-	-	1	3	-	-	-	-	-
Syria	4	4	-	1	2	1	-	-	-	-	-
Turkey	3	3	-	-	1	2	-	-	-	-	-
Czech Republic	2	2	-	-	2	-	-	-	-	-	-
Guinea	2	2	-	-	2	-	-	-	-	-	-
Cuba	2	2	-	-	-	2	-	-	-	-	-
Libya	2	2	-	-	1	1	-	-	-	-	-
Mongolia	2	2	-	-	2	-	-	-	-	-	-
Albania	1	1	-	-	1	-	-	-	-	-	-
India	1	1	-	-	1	-	-	-	-	-	-
Macedonia (FYROM)	1	1	-	-	-	1	-	-	-	-	-
Hungary	1	1	-	-	1	-	-	-	-	-	-
Morocco	1	1	-	-	1	-	-	-	-	-	-
Moldova	1	1	-	-	-	1	-	-	-	-	-
Unknown nationality	1	1	-	-	-	1	-	-	-	-	-
Palestine	1	1	-	-	1	-	-	-	-	-	-
Poland	1	1	-	-	-	1	-	-	-	-	-
<b>TOTAL</b>	<b>71</b>	<b>60</b>	<b>0</b>	<b>1</b>	<b>32</b>	<b>27</b>	<b>11</b>	<b>0</b>	<b>0</b>	<b>7</b>	<b>4</b>

## 2.2 Illegal stay on the territory of the Slovak Republic

### Overview of IS by individual months in: 2017 and 2018

	Total	I.	II.	III.	IV.	V.	VI.	VII.	VIII.	IX.	X.	XI.	XII.
<b>2017</b>	<b>2 458</b>	118	140	321	156	266	179	132	108	137	292	309	300
<b>2018</b>	<b>1 113</b>	148	217	208	217	155	168	-	-	-	-	-	-



**IS in I. half of 2018** disaggregated by nationality, place of detection and previous entry to the SR

Nationality	IS in total	Inland			at BCPs - departing from the SR		Returned from other MS
		legal entry	illegal entry	unknown entry	at land border	at airports	
Ukraine	813	199	21	-	592	1	-
Serbia	104	99	3	-	-	2	-
Moldova	45	38	-	-	7	-	-
Viet Nam	19	6	13	-	-	-	-
Afghanistan	17	1	10	-	-	-	6
Russia	12	8	-	-	2	-	2
Azerbaijan	11	-	-	-	-	-	11
Pakistan	11	-	8	-	-	-	3
Macedonia (FYROM)	9	8	1	-	-	-	-
Bosnia and Herzegovina	7	7	-	-	-	-	-
Syria	6	-	-	-	-	-	6
Turkey	6	5	-	-	-	-	1
China (PRC)	5	1	1	-	-	-	3
Georgia	5	1	-	-	-	-	4
Iran	4	2	2	-	-	-	-
Hungary	4	4	-	-	-	-	-
Iraq	3	-	1	-	-	-	2
Palestine	3	2	1	-	-	-	-
Montenegro	2	2	-	-	-	-	-
Canada	2	2	-	-	-	-	-
Korean Republic	2	2	-	-	-	-	-
Tunisia	2	2	-	-	-	-	-
Albania	1	1	-	-	-	-	-
Algeria	1	-	-	-	-	1	-
Benin	1	1	-	-	-	-	-
Belarus	1	1	-	-	-	-	-
Czech Republic	1	1	-	-	-	-	-
Egypt	1	1	-	-	-	-	-
Guinea	1	-	1	-	-	-	-
India	1	-	1	-	-	-	-
Israel	1	-	1	-	-	-	-
South Africa	1	1	-	-	-	-	-
Cameroon	1	1	-	-	-	-	-
Colombia	1	1	-	-	-	-	-
Kuwait	1	1	-	-	-	-	-
Lebanon	1	1	-	-	-	-	-
Latvia	1	1	-	-	-	-	-
Mexico	1	1	-	-	-	-	-
Nigeria	1	-	1	-	-	-	-
Romania	1	1	-	-	-	-	-
United States, USA	1	1	-	-	-	-	-
Tajikistan	1	-	-	-	1	-	-
Thailand	1	1	-	-	-	-	-
<b>TOTAL</b>	<b>1 113</b>	<b>404</b>	<b>65</b>	<b>0</b>	<b>602</b>	<b>4</b>	<b>38</b>

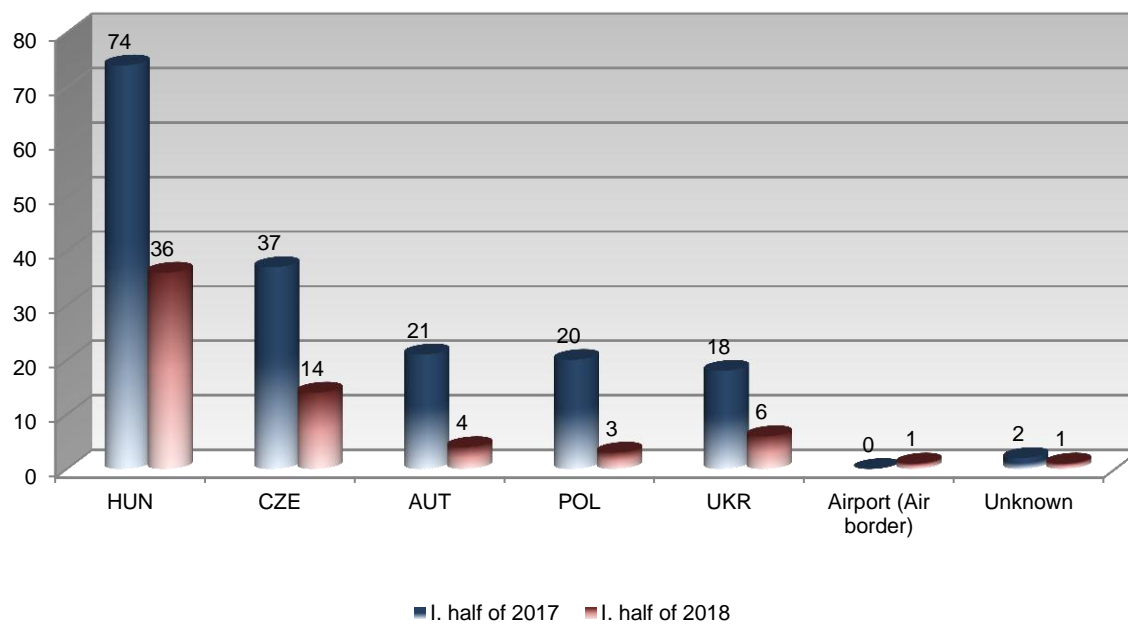
**IS in I. half of 2017** disaggregated by nationality, place of detection and previous entry to the SR

Nationality	IS in total	Inland			at BCPs - departing from the SR		Returned from other MS
		legal entry	illegal entry	unknown entry	at land border	at airports	
Ukraine	836	418	59	-	356	1	2
Serbia	124	114	10	-	-	-	-
Viet Nam	26	6	19	-	-	-	1
Afghanistan	20	1	14	-	-	-	5
Iraq	20	8	12	-	-	-	-
Syria	19	4	15	-	-	-	-
Moldova	15	-	-	-	15	-	-
China (PRC)	9	7	1	-	-	1	-
Turkey	8	4	3	-	-	-	1
Bangladesh	6	-	6	-	-	-	-
Iran	6	4	2	-	-	-	-
Hungary	6	5	-	-	1	-	-
Pakistan	6	1	3	-	-	-	2
Russia	6	1	2	-	-	3	-
Sri Lanka	6	-	5	-	-	-	1
Belarus	5	5	-	-	-	-	-
Bosnia and Herzegovina	5	5	-	-	-	-	-
Morocco	5	-	4	-	1	-	-
Nigeria	5	1	3	-	-	-	1
Korean Republic	4	4	-	-	-	-	-
Macedonia (FYROM)	4	2	1	-	-	1	-
Unknown nationality	4	-	3	1	-	-	-
Brazil	3	2	-	-	-	1	-
Canada	3	3	-	-	-	-	-
Algeria	2	-	2	-	-	-	-
Egypt	2	2	-	-	-	-	-
Libya	2	2	-	-	-	-	-
Mexico	2	1	1	-	-	-	-
Albania	1	1	-	-	-	-	-
Australia	1	1	-	-	-	-	-
Bolivia	1	1	-	-	-	-	-
Ethiopia	1	-	-	-	-	-	1
Georgia	1	1	-	-	-	-	-
Guinea	1	-	1	-	-	-	-
Israel	1	1	-	-	-	-	-
Cameroon	1	-	1	-	-	-	-
Colombia	1	1	-	-	-	-	-
Mali	1	-	1	-	-	-	-
Mongolia	1	-	1	-	-	-	-
Germany	1	1	-	-	-	-	-
Kosovo	1	1	-	-	-	-	-
Peru	1	1	-	-	-	-	-
Romania	1	-	1	-	-	-	-
Sierra Leone	1	-	1	-	-	-	-
United Arab Emirates	1	1	-	-	-	-	-
United States, USA	1	1	-	-	-	-	-
Tajikistan	1	-	-	-	-	1	-
Thailand	1	1	-	-	-	-	-
Tunisia	1	-	1	-	-	-	-
<b>TOTAL</b>	<b>1 180</b>	<b>612</b>	<b>172</b>	<b>1</b>	<b>373</b>	<b>8</b>	<b>14</b>

**IS detected inland after illegal entry to the SR in I. half of 2017 and 2018 by border sections illegally crossed by migrants**

Border section	I. half of 2017	I. half of 2018
Hungary	74	36
Czech Republic	37	14
Austria	21	4
Poland	20	3
Ukraine	18	6
Airport (air border)	-	1
Unknown	2	1
<b>TOTAL</b>	<b>172</b>	<b>65</b>

**IS detected inland after entry to the SR in I. half of 2017 and 2018 by border sections illegally crossed by migrants**



**IS detected inland after illegal entry to the SR in I. half of 2018 disaggregated by border sections illegally crossed by migrants**

Nationality	Total	Border section						
		HUN	CZE	AUT	POL	UKR	Airport (air border)	Unknown
Ukraine	21	4	9	-	3	4	-	1
Viet Nam	13	12	1	-	-	-	-	-
Afghanistan	10	10	-	-	-	-	-	-
Pakistan	8	6	-	2	-	-	-	-
Serbia	3	2	-	-	-	-	1	-
Iran	2	-	1	1	-	-	-	-
China (PRC)	1	-	1	-	-	-	-	-
Guinea	1	-	1	-	-	-	-	-
India	1	1	-	-	-	-	-	-
Iraq	1	-	-	-	-	1	-	-
Israel	1	1	-	-	-	-	-	-
Macedonia (FYROM)	1	-	1	-	-	-	-	-
Nigeria	1	-	-	1	-	-	-	-
Palestine	1	-	-	-	-	1	-	-
<b>TOTAL</b>	<b>65</b>	<b>36</b>	<b>14</b>	<b>4</b>	<b>3</b>	<b>6</b>	<b>1</b>	<b>1</b>

**IS detected inland after illegal entry to the SR in I. half of 2017 disaggregated by border sections illegally crossed by migrants**

Nationality	Total	Border section						
		HUN	CZE	AUT	POL	UKR	Airport (air border)	Unknown
Ukraine	59	14	30	5	9	1	-	-
Viet Nam	19	-	2	-	-	17	-	-
Syria	15	14	-	1	-	-	-	-
Afghanistan	14	12	2	-	-	-	-	-
Iraq	12	12	-	-	-	-	-	-
Serbia	10	9	-	1	-	-	-	-
Bangladesh	6	-	-	-	6	-	-	-
Sri Lanka	5	-	-	-	5	-	-	-
Morocco	4	3	1	-	-	-	-	-
Unknown nationality	3	-	-	2	-	-	-	1
Nigeria	3	-	-	3	-	-	-	-
Pakistan	3	1	1	1	-	-	-	-
Turkey	3	1	-	1	-	-	-	1
Algeria	2	2	-	-	-	-	-	-
Iran	2	2	-	-	-	-	-	-
Russia	2	-	-	2	-	-	-	-
China (PRC)	1	1	-	-	-	-	-	-
Guinea	1	-	-	1	-	-	-	-
Cameroon	1	-	-	1	-	-	-	-
Macedonia (FYROM)	1	1	-	-	-	-	-	-
Mali	1	1	-	-	-	-	-	-
Mexico	1	-	-	1	-	-	-	-
Mongolia	1	-	1	-	-	-	-	-
Romania	1	1	-	-	-	-	-	-
Sierra Leone	1	-	-	1	-	-	-	-
Tunisia	1	-	-	1	-	-	-	-
<b>TOTAL</b>	<b>172</b>	<b>74</b>	<b>37</b>	<b>21</b>	<b>20</b>	<b>18</b>	<b>0</b>	<b>2</b>

**IS in I. half of 2018 disaggregated by detection and procession of cases by individual DBFP and other authorities**

Units		DETECTED	PROCESSED
<b>DBFP Bratislava</b>	FPU PF Bratislava	99	123
	FPU PF Dunajská Streda	6	8
	FPU PF Nitra	54	54
	FPU PF Nové Zámky	4	26
	FPU PF Trnava	25	26
	BCU PF Bratislava Airport	4	4
	MU PF DBFP Bratislava	5	7
	<b>Total</b>	<b>197</b>	<b>248</b>
<b>DBFP Banská Bystrica</b>	FPU PF Banská Bystrica	21	25
	FPU PF Rimavská Sobota	1	4
	FPU PF Trenčín	20	22
	FPU PF Žilina	24	32
	MU PF DBFP Banská Bystrica	8	-
	<b>Total</b>	<b>74</b>	<b>83</b>
<b>DBFP Prešov</b>	FPU PF Košice	69	73
	FPU PF Michalovce	8	56
	FPU PF Prešov	16	23
	BCU PF Košice Airport	-	19
	BCU PF Poprad Airport	-	-
	AU PF Humenné	3	3
	MU PF DBFP Prešov	-	-
	<b>Total</b>	<b>96</b>	<b>174</b>
<b>DBFP Sobrance</b>	BCU PF Zboj	-	-
	BCU PF Topoľa	2	-
	BCU PF Ulič	-	-
	BCU PF Ubľa	158	158
	BCU PF Podhorod'	-	-
	BCU PF Petrovce	-	-
	BCU PF Vyšné Nemecké	437	438
	BCU PF Maťovské Vojkovce	-	-
	BCU PF Veľké Slemence	6	6
	BCU PF Čierna nad Tisou	7	6
	MIU PF DBFP Sobrance	1	-
	<b>Total</b>	<b>611</b>	<b>608</b>
<b>Other authority</b>	Customs Criminal Bureau	65	-
	Criminal Police	1	-
	Uniformed Police	22	-
	Railway Police	4	-
	Traffic Police	1	-
	NUCIM	4	-
	Authority of other country	19	-
	Authority of neighbouring country	19	-
	<b>Total</b>	<b>135</b>	<b>0</b>
<b>TOTAL</b>	<b>1 113</b>	<b>1 113</b>	



**IS in I. half of 2017 disaggregated by detection and procession of cases by individual DBFP and other authorities**

Units		DETECTED	PROCESSED
<b>DBFP Bratislava</b>	FPU PF Bratislava	83	142
	FPU PF Dunajská Streda	43	44
	FPU PF Nitra	122	124
	FPU PF Nové Zámky	43	43
	FPU PF Trnava	109	112
	BCU PF Bratislava Airport	10	10
	MU PF DBFP Bratislava	24	6
	<b>Total</b>	<b>434</b>	<b>481</b>
<b>DBFP Banská Bystrica</b>	FPU PF Banská Bystrica	25	30
	FPU PF Rimavská Sobota	2	3
	FPU PF Trenčín	45	54
	FPU PF Žilina	35	66
	MU PF DBFP Banská Bystrica	28	-
	<b>Total</b>	<b>135</b>	<b>153</b>
<b>DBFP Prešov</b>	FPU PF Košice	21	22
	FPU PF Michalovce	27	99
	FPU PF Prešov	34	36
	BCU PF Košice Airport	1	7
	BCU PF Poprad Airport	-	-
	AU PF Humenné	3	3
	MU PF DBFP Prešov	1	-
	<b>Total</b>	<b>87</b>	<b>167</b>
<b>DBFP Sobrance</b>	BCU PF Zboj	-	-
	BCU PF Topoľa	-	-
	BCU PF Ulič	-	-
	BCU PF Ubľa	38	39
	BCU PF Podhorod'	-	-
	BCU PF Petrovce	-	-
	BCU PF Vyšné Nemecké	330	331
	BCU PF Maťovské Vojkovce	-	-
	BCU PF Veľké Slemence	3	1
	BCU PF Čierna nad Tisou	8	8
	MIU PF DBFP Sobrance	15	-
	<b>Total</b>	<b>394</b>	<b>379</b>
<b>Other authority</b>	Customs Criminal Bureau	42	-
	Uniformed Police	55	-
	Railway Police	1	-
	Traffic Police	10	-
	NUCIM	8	-
	Authority of other country	7	-
	Authority of neighbouring country	7	-
	<b>Total</b>	<b>130</b>	<b>0</b>
<b>TOTAL</b>	<b>1 180</b>	<b>1 180</b>	

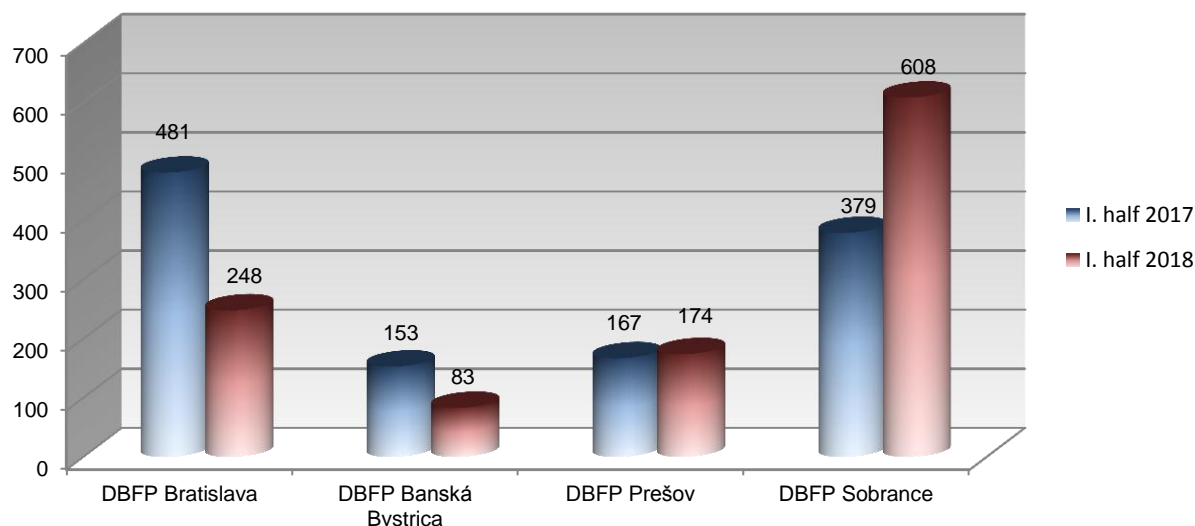
Note:

„Authority of detection“ means unit that performed primordial check of alien on the territory of SR, detected violation of the law and handed the case over to competent unit of BBFP for further procession.

### IS in I. half of 2017 and 2018 by processing of cases by individual DBFPs

	I. half of 2017	I. half of 2018
DBFP Bratislava	481	248
DBFP Banská Bystrica	153	83
DBFP Prešov	167	174
DBFP Sobrance	379	608
<b>TOTAL</b>	<b>1 180</b>	<b>1 113</b>

### IS in I. half of 2017 and 2018 by processing of cases by individual DBFPs



### Overview of IS in I. half of 2018 by processing of cases by individual DBAPs disaggregated by place of detection and previous entry to the SR

DBFP	IS in total	Inland			at BCPs - departing from the SR		Returned from other MS
		legal entry	illegal entry	unknown entry	at land border	at airports	
DBFP Bratislava	248	198	38	-	-	4	8
DBFP B. Bystrica	83	64	15	-	-	-	4
DBFP Prešov	174	138	10	-	-	-	26
DBFP Sobrance	608	4	2	-	602	-	-
<b>TOTAL</b>	<b>1 113</b>	<b>404</b>	<b>65</b>	<b>0</b>	<b>602</b>	<b>4</b>	<b>38</b>

### Overview of IS in I. half of 2017 by processing of cases by individual DBAPs disaggregated by place of detection and previous entry to the SR

DBFP	IS in total	Inland			at BCPs - departing from the SR		Returned from other MS
		legal entry	illegal entry	unknown entry	at land border	at airports	
DBFP Bratislava	481	383	87	1	-	8	2
DBFP B. Bystrica	153	107	40	-	-	-	6
DBFP Prešov	167	121	40	-	-	-	6
DBFP Sobrance	379	1	5	-	373	-	-
<b>TOTAL</b>	<b>1 180</b>	<b>612</b>	<b>172</b>	<b>1</b>	<b>373</b>	<b>8</b>	<b>14</b>

**Overview of third country nationals who entered legally the territory of Schengen area and stayed illegally in SR (overstayers) in I. half of 2018**

Nationality	Overstayers		
	Total	Inland	at BCPs - departing from the SR
Ukraine	799	212	587
Serbia	101	99	2
Moldova	45	38	7
Russia	10	8	2
Macedonia (FYROM)	9	9	-
Bosnia and Herzegovina	7	7	-
Viet Nam	6	6	-
Turkey	5	5	-
Iran	3	3	-
China (PRC)	2	2	-
Montenegro	2	2	-
Canada	2	2	-
Korean Republic	2	2	-
Palestine	2	2	-
Tunisia	2	2	-
Afghanistan	1	1	-
Albania	1	1	-
Benin	1	1	-
Belarus	1	1	-
Egypt	1	1	-
Georgia	1	1	-
Guinea	1	1	-
Israel	1	1	-
South Africa	1	1	-
Cameroon	1	1	-
Colombia	1	1	-
Kuwait	1	1	-
Lebanon	1	1	-
Mexico	1	1	-
United States, USA	1	1	-
Tajikistan	1	-	1
Thailand	1	1	-
<b>TOTAL</b>	<b>1 014</b>	<b>415</b>	<b>599</b>

**Overview of third country nationals who entered legally the territory of Schengen area and stayed illegally in SR (overstayers) in I. half of 2017**

Nationality	Overstayers		
	Total	Inland	at BCPs - departing from the SR
Ukraine	822	467	355
Serbia	115	115	-
Moldova	15	-	15
China (PRC)	9	8	1
Viet Nam	8	8	-
Iraq	7	7	-
Belarus	5	5	-
Bosnia and Herzegovina	5	5	-
Iran	5	5	-
Russia	5	2	3
Turkey	5	5	-
Korean Republic	4	4	-
Brazil	3	2	1
Canada	3	3	-
Macedonia (FYROM)	3	2	1
Egypt	2	2	-
Libya	2	2	-
Mexico	2	2	-
Albania	1	1	-
Australia	1	1	-
Bolivia	1	1	-
Georgia	1	1	-
Israel	1	1	-
Colombia	1	1	-
Mongolia	1	1	-
Nigeria	1	1	-
Kosovo	1	1	-
Pakistan	1	1	-
Peru	1	1	-
United Arab Emirates	1	1	-
United States, USA	1	1	-
Tajikistan	1	-	1
Thailand	1	1	-
<b>TOTAL</b>	<b>1 035</b>	<b>658</b>	<b>377</b>

### IS by nationality, sex and age in I. half of 2018

Nationality	IS in total	Total	MALE				Total	FEMALE			
			0-13	14-17	18-34	35+		0-13	14-17	18-34	35+
Ukraine	813	607	1	-	313	293	206	1	-	90	115
Serbia	104	78	-	-	43	35	26	2	-	10	14
Moldova	45	45	-	-	21	24	-	-	-	-	-
Viet Nam	19	16	-	2	12	2	3	-	-	2	1
Afghanistan	17	9	2	3	3	1	8	6	-	2	-
Russia	12	5	-	-	1	4	7	-	-	5	2
Azerbaijan	11	7	3	1	-	3	4	-	1	2	1
Pakistan	11	11	1	3	6	1	-	-	-	-	-
Macedonia (FYROM)	9	6	-	-	4	2	3	-	-	-	3
Bosnia and Herzegovina	7	6	-	-	2	4	1	-	-	-	1
Syria	6	3	2	-	-	1	3	2	1	-	-
Turkey	6	6	-	-	4	2	-	-	-	-	-
China (PRC)	5	2	-	-	1	1	3	-	-	2	1
Georgia	5	4	-	-	2	2	1	-	-	1	-
Iran	4	3	-	-	2	1	1	-	-	1	-
Hungary	4	4	-	-	2	2	-	-	-	-	-
Iraq	3	2	-	-	2	-	1	-	-	-	1
Palestine	3	3	-	-	3	-	-	-	-	-	-
Montenegro	2	1	-	-	1	-	1	-	-	1	-
Canada	2	1	-	-	1	-	1	-	-	1	-
Korean Republic	2	1	-	-	-	1	1	-	-	-	1
Tunisia	2	2	-	-	1	1	-	-	-	-	-
Albania	1	1	-	-	1	-	-	-	-	-	-
Algeria	1	1	-	-	-	1	-	-	-	-	-
Benin	1	1	-	-	1	-	-	-	-	-	-
Belarus	1	-	-	-	-	-	1	-	-	1	-
Czech Republic	1	1	-	-	-	1	-	-	-	-	-
Egypt	1	1	-	-	1	-	-	-	-	-	-
Guinea	1	1	-	-	1	-	-	-	-	-	-
India	1	1	-	-	1	-	-	-	-	-	-
Israel	1	1	-	-	-	1	-	-	-	-	-
South Africa	1	1	-	-	1	-	-	-	-	-	-
Cameroon	1	1	-	-	1	-	-	-	-	-	-
Colombia	1	-	-	-	-	-	1	-	-	1	-
Kuwait	1	1	-	-	-	1	-	-	-	-	-
Lebanon	1	1	-	-	1	-	-	-	-	-	-
Latvia	1	1	-	-	-	1	-	-	-	-	-
Mexico	1	-	-	-	-	-	1	-	-	1	-
Nigeria	1	1	-	-	-	1	-	-	-	-	-
Romania	1	1	-	-	1	-	-	-	-	-	-
United States, USA	1	1	-	-	1	-	-	-	-	-	-
Tajikistan	1	1	-	-	1	-	-	-	-	-	-
Thailand	1	-	-	-	-	-	1	-	-	-	1
<b>TOTAL</b>	<b>1 113</b>	<b>839</b>	<b>9</b>	<b>9</b>	<b>435</b>	<b>386</b>	<b>274</b>	<b>11</b>	<b>2</b>	<b>120</b>	<b>141</b>

### IS by nationality, sex and age in I. half of 2017

Nationality	IS in total	Total	MALE				Total	FEMALE			
			0-13	14-17	18-34	35+		0-13	14-17	18-34	35+
Ukraine	836	599	2	-	355	242	237	2	-	119	116
Serbia	124	99	-	-	58	41	25	-	-	15	10
Viet Nam	26	20	-	8	10	2	6	-	2	2	2
Afghanistan	20	18	1	4	12	1	2	-	-	1	1
Iraq	20	13	1	3	8	1	7	4	-	3	
Syria	19	15	1	1	8	5	4	1	-	2	1
Moldova	15	15	-	-	9	6	-	-	-	-	-
China (PRC)	9	5	-	-	2	3	4	-	-	2	2
Turkey	8	7	-	-	2	5	1	-	-	-	1
Bangladesh	6	6	-	4	2	-	-	-	-	-	-
Iran	6	6	-	-	4	2	-	-	-	-	-
Hungary	6	2	-	-	1	1	4	-	-	2	2
Pakistan	6	6	-	-	4	2	-	-	-	-	-
Russia	6	3	-	-	1	2	3	-	-	2	1
Sri Lanka	6	6	-	-	5	1	-	-	-	-	-
Belarus	5	5	-	-	4	1	-	-	-	-	-
Bosnia and Herzegovina	5	4	-	-	4	-	1	-	-	1	-
Morocco	5	5	-	-	5	-	-	-	-	-	-
Nigeria	5	5	-	-	4	1	-	-	-	-	-
Korean Republic	4	3	-	-	1	2	1	-	-	1	-
Macedonia (FYROM)	4	3	-	-	3	-	1	-	-	1	-
Unknown nationality	4	3	-	-	-	3	1	-	-	-	1
Brazil	3	3	-	-	2	1	-	-	-	-	-
Canada	3	2	-	-	1	1	1	-	-	-	1
Algeria	2	2	-	-	2	-	-	-	-	-	-
Egypt	2	2	-	-	2	-	-	-	-	-	-
Libya	2	2	-	-	1	1	-	-	-	-	-
Mexico	2	2	-	-	2	-	-	-	-	-	-
Albania	1	-	-	-	-	-	1	-	-	1	-
Australia	1	1	-	-	-	1	-	-	-	-	-
Bolivia	1	1	-	-	-	1	-	-	-	-	-
Ethiopia	1	-	-	-	-	-	1	-	-	1	-
Georgia	1	1	-	-	1	-	-	-	-	-	-
Guinea	1	1	-	-	1	-	-	-	-	-	-
Israel	1	1	-	-	1	-	-	-	-	-	-
Cameroon	1	1	-	-	-	1	-	-	-	-	-
Colombia	1	-	-	-	-	-	1	-	-	1	-
Mali	1	1	-	-	1	-	-	-	-	-	-
Mongolia	1	-	-	-	-	-	1	-	-	-	1
Germany	1	1	-	-	-	1	-	-	-	-	-
Kosovo	1	1	-	-	-	1	-	-	-	-	-
Peru	1	-	-	-	-	-	1	-	-	1	-
Romania	1	1	-	-	1	-	-	-	-	-	-
Sierra Leone	1	1	-	-	-	1	-	-	-	-	-
United Arab Emirates	1	1	-	-	1	-	-	-	-	-	-
United States, USA	1	1	-	-	1	-	-	-	-	-	-
Tajikistan	1	1	-	-	-	1	-	-	-	-	-
Thailand	1	-	-	-	-	-	1	-	-	1	-
Tunisia	1	1	-	-	1	-	-	-	-	-	-
<b>TOTAL</b>	<b>1 180</b>	<b>876</b>	<b>5</b>	<b>20</b>	<b>520</b>	<b>331</b>	<b>304</b>	<b>7</b>	<b>2</b>	<b>156</b>	<b>139</b>

**IS by processing of cases by individual DBFPs in I. half of 2018**

Nationality	Total	Thereof:			
		DBFP Bratislava	DBFP B. Bystrica	DBFP Prešov	DBFP Sobrance
Ukraine	813	100	29	88	596
Serbia	104	78	24	2	-
Moldova	45	-	-	38	7
Viet Nam	19	17	-	2	-
Afghanistan	17	14	3	-	-
Russia	12	1	4	5	2
Azerbaijan	11	-	-	11	-
Pakistan	11	-	9	2	-
Macedonia (FYROM)	9	5	3	1	-
Bosnia and Herzegovina	7	4	3	-	-
Syria	6	-	-	6	-
Turkey	6	4	1	1	-
China (PRC)	5	3	1	1	-
Georgia	5	1	-	4	-
Iran	4	1	-	2	1
Hungary	4	-	-	4	-
Iraq	3	-	1	2	-
Palestine	3	2	-	1	-
Montenegro	2	2	-	-	-
Canada	2	1	1	-	-
Korean Republic	2	1	1	-	-
Tunisia	2	2	-	-	-
Albania	1	1	-	-	-
Algeria	1	1	-	-	-
Benin	1	1	-	-	-
Belarus	1	1	-	-	-
Czech Republic	1	1	-	-	-
Egypt	1	1	-	-	-
Guinea	1	-	1	-	-
India	1	-	-	1	-
Israel	1	-	-	1	-
South Africa	1	1	-	-	-
Cameroon	1	-	-	1	-
Colombia	1	1	-	-	-
Kuwait	1	1	-	-	-
Lebanon	1	1	-	-	-
Latvia	1	-	-	1	-
Mexico	1	-	1	-	-
Nigeria	1	1	-	-	-
Romania	1	-	-	-	1
United States, USA	1	-	1	-	-
Tajikistan	1	-	-	-	1
Thailand	1	1	-	-	-
<b>TOTAL</b>	<b>1 113</b>	<b>248</b>	<b>83</b>	<b>174</b>	<b>608</b>

### IS by processing of cases by individual DBFPs in I. half of 2017

Nationality	Total	Thereof:			
		DBFP Bratislava	DBFP B. Bystrica	DBFP Prešov	DBFP Sobrance
Ukraine	836	258	109	108	361
Serbia	124	104	15	5	-
Viet Nam	26	5	4	17	-
Afghanistan	20	12	4	4	-
Iraq	20	20	-	-	-
Syria	19	18	1	-	-
Moldova	15	-	-	-	15
China (PRC)	9	5	2	2	-
Turkey	8	5	1	2	-
Bangladesh	6	-	-	6	-
Iran	6	2	-	4	-
Hungary	6	1	-	4	1
Pakistan	6	4	1	1	-
Russia	6	6	-	-	-
Sri Lanka	6	-	-	6	-
Belarus	5	3	1	1	-
Bosnia and Herzegovina	5	5	-	-	-
Morocco	5	3	-	1	1
Nigeria	5	4	1	-	-
Korean Republic	4	-	4	-	-
Macedonia (FYROM)	4	4	-	-	-
Unknown nationality	4	4	-	-	-
Brazil	3	2	1	-	-
Canada	3	-	2	1	-
Algeria	2	1	1	-	-
Egypt	2	1	1	-	-
Libya	2	1	1	-	-
Mexico	2	1	-	-	1
Albania	1	1	-	-	-
Australia	1	-	1	-	-
Bolivia	1	1	-	-	-
Ethiopia	1	-	-	1	-
Georgia	1	1	-	-	-
Guinea	1	-	1	-	-
Israel	1	1	-	-	-
Cameroon	1	1	-	-	-
Colombia	1	-	1	-	-
Mali	1	1	-	-	-
Mongolia	1	-	-	1	-
Germany	1	-	-	1	-
Kosovo	1	1	-	-	-
Peru	1	-	1	-	-
Romania	1	1	-	-	-
Sierra Leone	1	1	-	-	-
United Arab Emirates	1	-	-	1	-
United States, USA	1	-	-	1	-
Tajikistan	1	1	-	-	-
Thailand	1	1	-	-	-
Tunisia	1	1	-	-	-
<b>TOTAL</b>	<b>1 180</b>	<b>481</b>	<b>153</b>	<b>167</b>	<b>379</b>



**IS by processing of cases by individual units of DBFP Bratislava in I. half of 2018**

Nationality	Total	Thereof:						
		FPU PF Bratislava	FPU PF Dunajská Streda	FPU PF Nitra	FPU PF Nové Zámky	FPU PF Trnava	BCU PF Bratislava Airport	MU PF Bratislava
Ukraine	100	61	4	20	3	7	1	4
Serbia	78	26	3	28	2	15	2	2
Viet Nam	17	4	-	-	12	1	-	-
Afghanistan	14	6	-	-	7	1	-	-
Macedonia (FYROM)	5	3	-	2	-	-	-	-
Bosnia and Herzegovina	4	3	-	-	1	-	-	-
Turkey	4	4	-	-	-	-	-	-
China (PRC)	3	3	-	-	-	-	-	-
Montenegro	2	-	-	2	-	-	-	-
Palestine	2	2	-	-	-	-	-	-
Tunisia	2	2	-	-	-	-	-	-
Albania	1	1	-	-	-	-	-	-
Algeria	1	-	-	-	-	-	1	-
Benin	1	1	-	-	-	-	-	-
Belarus	1	-	-	1	-	-	-	-
Czech Republic	1	-	-	-	-	-	-	1
Egypt	1	1	-	-	-	-	-	-
Georgia	1	-	-	1	-	-	-	-
Iran	1	1	-	-	-	-	-	-
South Africa	1	1	-	-	-	-	-	-
Canada	1	1	-	-	-	-	-	-
Colombia	1	-	-	-	-	1	-	-
Korean Republic	1	1	-	-	-	-	-	-
Kuwait	1	-	-	-	-	1	-	-
Lebanon	1	-	1	-	-	-	-	-
Nigeria	1	-	-	-	1	-	-	-
Russia	1	1	-	-	-	-	-	-
Thailand	1	1	-	-	-	-	-	-
<b>TOTAL</b>	<b>248</b>	<b>123</b>	<b>8</b>	<b>54</b>	<b>26</b>	<b>26</b>	<b>4</b>	<b>7</b>

**IS by processing of cases by individual units of DBFP Banská Bystrica in I. half of 2018**

Nationality	Total	Thereof:				
		FPU PF Banská Bystrica	FPU PF Rimavská Sobota	FPU PF Trenčín	FPU PF Žilina	MU PF Banská Bystrica
Ukraine	29	1	-	9	19	-
Serbia	24	11	1	10	2	-
Pakistan	9	6	-	-	3	-
Russia	4	4	-	-	-	-
Afghanistan	3	-	3	-	-	-
Bosnia and Herzegovina	3	-	-	1	2	-
Macedonia (FYROM)	3	1	-	-	2	-
China (PRC)	1	-	-	-	1	-
Guinea	1	-	-	1	-	-
Iraq	1	-	-	-	1	-
Canada	1	1	-	-	-	-
Korean Republic	1	-	-	1	-	-
Mexico	1	-	-	-	1	-
United States, USA	1	1	-	-	-	-
Turkey	1	-	-	-	1	-
<b>TOTAL</b>	<b>83</b>	<b>25</b>	<b>4</b>	<b>22</b>	<b>32</b>	<b>0</b>

**IS by processing of cases by individual units of DBFP Prešov in I. half of 2018**

Nationality	Total	Thereof:					
		FPU PF Košice	FPU PF Michalovce	FPU PF Prešov	BCU PF Košice Airport	BCU PF Poprad Airport	AU PF Humenné
Ukraine	88	30	44	13	-	-	1
Moldova	38	38	-	-	-	-	-
Azerbaijan	11	-	-	-	11	-	-
Syria	6	-	-	6	-	-	-
Russia	5	2	1	-	2	-	-
Georgia	4	-	-	-	4	-	-
Hungary	4	-	4	-	-	-	-
Iraq	2	-	1	1	-	-	-
Iran	2	-	-	-	-	-	2
Pakistan	2	-	2	-	-	-	-
Serbia	2	1	-	1	-	-	-
Viet Nam	2	1	-	1	-	-	-
China (PRC)	1	-	-	-	1	-	-
India	1	-	1	-	-	-	-
Israel	1	-	1	-	-	-	-
Cameroon	1	1	-	-	-	-	-
Latvia	1	-	1	-	-	-	-
Macedonia (FYROM)	1	-	-	1	-	-	-
Palestine	1	-	1	-	-	-	-
Turkey	1	-	-	-	1	-	-
<b>TOTAL</b>	<b>174</b>	<b>73</b>	<b>56</b>	<b>23</b>	<b>19</b>	<b>0</b>	<b>3</b>

## IS by processing of cases by individual units of DBFP Sobrance in I. half of 2018

Nationality	Total	BCU PF:									
		Zboj	Topoľa	Ulič	Ubľa	Podhorod'	Petrovce	Vyšné Nemecké	Maťovské Vojkovce	Veľké Slemence	Čierna nad Tisou
Ukraine	596	-	-	-	154	-	-	431	-	6	5
Moldova	7	-	-	-	2	-	-	5	-	-	-
Russia	2	-	-	-	1	-	-	1	-	-	-
Iran	1	-	-	-	-	-	-	-	-	-	1
Romania	1	-	-	-	1	-	-	-	-	-	-
Tajikistan	1	-	-	-	-	-	-	1	-	-	-
<b>TOTAL</b>	<b>608</b>	<b>0</b>	<b>0</b>	<b>0</b>	<b>158</b>	<b>0</b>	<b>0</b>	<b>438</b>	<b>0</b>	<b>6</b>	<b>6</b>

## 2.3 Unaccompanied minors apprehended for IBC and IS

### Unaccompanied minors apprehended for IBC and IS in I. half of 2018

Nationality	Unaccompanied minors apprehended for:		
	Total	IBC	IS
Pakistan	4	-	4
Afghanistan	3	-	3
Viet Nam	2	-	2
Belarus	1	1	-
<b>TOTAL</b>	<b>10</b>	<b>1</b>	<b>9</b>

### Unaccompanied minors apprehended for IBC and IS in I. half of 2017

Nationality	Unaccompanied minors apprehended for:		
	Total	IBC	IS
Viet Nam	10	-	10
Bangladesh	4	-	4
Iraq	3	-	3
Afghanistan	1	-	1
Syria	1	-	1
<b>TOTAL</b>	<b>19</b>	<b>0</b>	<b>19</b>

## 2.4 Asylum applications

### Overview of asylum applications submitted in I. half of 2018

Nationality	Number of submitted asylum applications
Yemen	19
Iraq	17
Azerbaijan	11
Iran	8
Pakistan	8
Viet Nam	7
Georgia	6
Russia	4
Ukraine	4
Afghanistan	3
China (PRC)	3
India	3
Algeria	2
Eritrea	2
Syria	2
Stateless	1
Israel	1
Morocco	1
Palestine	1
Turkey	1
<b>TOTAL</b>	<b>104</b>

## Overview of asylum applications submitted in I. half of 2017

Nationality	Number of submitted asylum applications
Afghanistan	13
Viet Nam	12
Iraq	10
Syria	8
Sri Lanka	6
Iran	5
Libya	5
Morocco	4
Poland	4
Ukraine	4
Pakistan	3
Algeria	2
Bangladesh	2
India	2
Cuba	2
Nigeria	2
Turkey	2
Egypt	1
Ethiopia	1
Jordan	1
D. R. Congo	1
Mexico	1
Sierra Leone	1
<b>TOTAL</b>	<b>92</b>

**Note:**

This overview contains all applications for asylum submitted on the territory of Slovak republic during the reference periods. There is no relevance whether an applicant stayed on the territory of Slovak republic legally or illegally, including repeated asylum applications.

**Overview of asylum applications submitted by illegal migrants apprehended for IBC and IS in I. half of 2018**

		Number of apprehended illegal migrants	Number of asylum applications
IBC	External land border between BCPs	90	0
	External land border at BCPs	29	0
	External air border (at airports)	22	19
	<b>TOTAL</b>	<b>141</b>	<b>19</b>
IS	Inland	469	21
	At BCPs - departure from the SR	606	0
	Returned from other Member State	38	33
	<b>TOTAL</b>	<b>1 113</b>	<b>54</b>
<b>TOTAL</b>		<b>1 254</b>	<b>73</b>

**Overview of asylum applications submitted by illegal migrants apprehended for IBC and IS in I. half of 2017**

		Number of apprehended illegal migrants	Number of asylum applications
IBC	External land border between BCPs	44	0
	External land border at BCPs	24	0
	External air border (at airports)	3	0
	<b>TOTAL</b>	<b>71</b>	<b>0</b>
IS	Inland	785	52
	At BCPs - departure from the SR	381	0
	Returned from other Member State	14	9
	<b>TOTAL</b>	<b>1 180</b>	<b>61</b>
<b>TOTAL</b>		<b>1 251</b>	<b>61</b>

**Overview of asylum applications submitted by illegal migrants apprehended for IBC and IS in I. half of 2018 disaggregated by nationality of applicant**

Nationality	Total	Asylum applications by IBC			Asylum applications by IS		
		Land border:		Airports	Inland	at BCPs - departing from the SR	Returned from other MS
		between BCPs	at BCPs				
Yemen	19	-	-	19	-	-	-
Azerbaijan	11	-	-	-	-	-	11
Pakistan	8	-	-	-	5	-	3
Viet Nam	7	-	-	-	7	-	-
Georgia	6	-	-	-	-	-	6
Syria	6	-	-	-	-	-	6
China (PRC)	3	-	-	-	-	-	3
Iraq	2	-	-	-	1	-	1
Iran	2	-	-	-	2	-	-
Russia	2	-	-	-	-	-	2
Ukraine	2	-	-	-	2	-	-
Afghanistan	1	-	-	-	1	-	-
India	1	-	-	-	1	-	-
Israel	1	-	-	-	1	-	-
Palestine	1	-	-	-	1	-	-
Turkey	1	-	-	-	-	-	1
<b>TOTAL</b>	<b>73</b>	<b>0</b>	<b>0</b>	<b>19</b>	<b>21</b>	<b>0</b>	<b>33</b>

**Overview of asylum applications submitted by illegal migrants apprehended for IBC and IS in I. half of 2017 disaggregated by nationality of applicant**

Nationality	Total	Asylum applications by IBC			Asylum applications by IS		
		Land border:		Airports	Inland	at BCPs - departing from the SR	Returned from other MS
		between BCPs	at BCPs				
Afghanistan	13	-	-	-	11	-	2
Viet Nam	12	-	-	-	12	-	-
Iraq	6	-	-	-	6	-	-
Sri Lanka	6	-	-	-	5	-	1
Morocco	4	-	-	-	4	-	-
Pakistan	3	-	-	-	1	-	2
Ukraine	3	-	-	-	2	-	1
Algeria	2	-	-	-	2	-	-
Bangladesh	2	-	-	-	2	-	-
Nigeria	2	-	-	-	1	-	1
Turkey	2	-	-	-	1	-	1
Egypt	1	-	-	-	1	-	-
Ethiopia	1	-	-	-	-	-	1
Iran	1	-	-	-	1	-	-
Mexico	1	-	-	-	1	-	-
Sierra Leone	1	-	-	-	1	-	-
Syria	1	-	-	-	1	-	-
<b>TOTAL</b>	<b>61</b>	<b>0</b>	<b>0</b>	<b>0</b>	<b>52</b>	<b>0</b>	<b>9</b>

## 2.5 False Travel, Residence and other documents

Number of persons, documents and BCSs by the place of detection in I. half of: 2017 and 2018

		I. half of 2017			I. half of 2018		
		persons	documents*	BCSs	persons	documents*	BCSs
Land border	At BCPs - entering the SR	18	29	65	15	11	10
	At BCPs - departing from the SR	12	7	15	7	5	13
	In the vicinity of land border (border surveillance)	-	-	-	-	-	-
	<b>Total</b>	<b>30</b>	<b>36</b>	<b>80</b>	<b>22</b>	<b>16</b>	<b>23</b>
Airports	Non-Schengen flights	5	5	-	3	3	-
	Intra-Schengen flights (random check)	-	-	-	-	-	-
	In airport area (or in its vicinity)	-	-	-	-	-	-
	<b>Total</b>	<b>5</b>	<b>5</b>	<b>0</b>	<b>3</b>	<b>3</b>	<b>0</b>
Inland	At FPU PF	3	3	-	5	5	-
	At AU PF	-	-	-	-	-	-
	In PDCF	-	-	-	-	-	-
	Other	11	12	-	5	5	-
	<b>Total</b>	<b>14</b>	<b>15</b>	<b>0</b>	<b>10</b>	<b>10</b>	<b>0</b>
<b>TOTAL on the territory of SR</b>		<b>49</b>	<b>56</b>	<b>80</b>	<b>35</b>	<b>29</b>	<b>23</b>
GC SR in Uzhhorod (Detected by DAU DBAP Sobrance)		1	1	0	0	0	0

\* Except for those Passports in which no changes have been made and they contain counterfeit/forged/fraudulently obtained documents or BCSs

Number of persons, documents and BCSs by DBFPs and PDCFs in I. half of: 2017 and 2018

	I. half of 2017			I. half of 2018		
	persons	documents*	BCSs	persons	documents*	BCSs
DBFP Bratislava	5	5	-	10	10	-
DBFP Banská Bystrica	11	12	-	2	2	-
DBFP Prešov	3	3	-	1	1	-
DBFP Sobrance**	30	36	80	22	16	23
PDCF Medveďov	-	-	-	-	-	-
PDCF Sečovce	-	-	-	-	-	-
<b>TOTAL</b>	<b>49</b>	<b>56</b>	<b>80</b>	<b>35</b>	<b>29</b>	<b>23</b>

\* Except for those Passports in which no changes have been made and they contain counterfeit/forged/fraudulently obtained documents or BCSs

\*\* Except for cases at GC SR in Uzhhorod



## Number of documents and BCSs by the place of detection in I. half of : 2017 and 2018

		I. half of 2017					I. half of 2018				
		Total on the territory of SR	Land border	Airports	Inland	GC SR Uzhhorod	Total on the territory of SR	Land border	Airports	Inland	GC SR Uzhhorod
DOCUMENTS *	Passports*	15	11	2	2	1	7	5	1	1	-
	ID card	22	11	1	10	-	7	2	1	4	-
	Other TD	0	-	-	-	-	0	-	-	-	-
	Visa	12	10	2	-	-	4	3	1	-	-
	Residence permit	1	1	-	-	-	3	3	-	-	-
	Driving licence	4	3	-	1	-	3	3	-	-	-
	Civil status document	0	-	-	-	-	0	-	-	-	-
	Criminal records	0	-	-	-	-	4	-	-	4	-
	Evidence of education	0	-	-	-	-	1	-	-	1	-
	Other supportive document	2	-	-	2	-	0	-	-	-	-
	Other	0	-	-	-	-	0	-	-	-	-
	<b>TOTAL</b>	<b>56</b>	<b>36</b>	<b>5</b>	<b>15</b>	<b>1</b>	<b>29</b>	<b>16</b>	<b>3</b>	<b>10</b>	<b>0</b>
BCSs		80	80	-	-	0	23	23	-	-	-

\* Except for those Passports in which no changes have been made and they contain counterfeit/forged/fraudulently obtained documents or BCSs

### Travel documents (Passports, ID cards and other TDs) by type of fraud detected on the territory of the SR (GC SR Uzhhorod excluded) in I. half of: 2017 and 2018

		Total (a-l)	a	b	c	d	e	f	g	h	i	j	k	l	(x)
I. half of 2017	Passport	15	1	2	2	-	1	-	8	-	-	-	-	1	18
	IDC	22	-	-	-	-	-	-	-	1	21	-	-	-	-
	Other TD	0	-	-	-	-	-	-	-	-	-	-	-	-	-
	<b>TOTAL</b>	<b>37</b>	<b>1</b>	<b>2</b>	<b>2</b>	<b>0</b>	<b>1</b>	<b>0</b>	<b>8</b>	<b>1</b>	<b>21</b>	<b>0</b>	<b>0</b>	<b>1</b>	<b>18</b>
I. half of 2018	Passport	7	-	-	-	-	-	-	5	-	-	-	1	1	12
	IDC	7	-	-	-	-	-	-	-	-	5	2	-	-	-
	Other TD	0	-	-	-	-	-	-	-	-	-	-	-	-	-
	<b>TOTAL</b>	<b>14</b>	<b>0</b>	<b>0</b>	<b>0</b>	<b>0</b>	<b>0</b>	<b>0</b>	<b>5</b>	<b>0</b>	<b>5</b>	<b>2</b>	<b>1</b>	<b>1</b>	<b>12</b>

- a. Photo substitution
- b. Unauthorized data alteration/addition
- c. Data page substitution
- d. Inner pages(except for data page) substitution
- e. Data page overlapping (multiple changes – photo substitution incl. Unauthorized data alteration/addition)
- f. Electronic device (any changes, interventions or damages)
- g. Unauthorized interventions to document (damage, overlapping of parts of document, wet stamps removal)
- h. Stolen blank travel document (unauthorized personalization)
- i. counterfeit (made by counterfeiter)
- j. Fantasy/Camouflage document (without legal validity)
- k. Genuine travel document misused by other person (impersonation)
- l. Fraudulently obtained document (e.g. issuance based on false personal data or due to corruption)
- x. Genuine Passports in which no changes have been made and they contain counterfeit/forged/fraudulently obtained documents or BCSs)

**Documents and BCs detected in I. half of 2018 by place of detection, nationality of person and country of origin of the document**

	Persons (incl. cases without persons *)		Documents								BCS
			Country of origin of the document **	Passport		IDC	visa	RP	other****		
	Nationality	number		False	genuine (x)***				number	type	
Land border	Ukraine	6	Ukraine	4	-	-	-	-	2	DL	-
	Hungary	1	Ukraine	-	-	-	-	-	1	DL	-
	Turkey	2	Finland	-	-	2	-	-	-	-	-
	Turkey	1	France	-	-	-	-	1	-	-	-
	Ukraine	1	Ukraine	-	1	-	-	-	-	-	-
			Lithuania	-	-	-	-	-	-	-	2
	Ukraine	3	Ukraine	-	3	-	-	-	-	-	-
			Poland	-	-	-	-	-	-	-	-
	Ukraine	3	Ukraine	-	3	-	-	-	-	-	-
			Slovakia	-	-	-	-	-	-	-	-
	Ukraine	1	Ukraine	-	1	-	-	-	-	-	-
			Spain	-	-	-	-	-	-	-	-
	Turkey	2	Turkey	-	2	-	-	-	-	-	-
			Germany	-	-	-	-	2	-	-	-
	Turkey	1	Turkey	-	1	-	-	-	-	-	-
			Austria	-	-	-	1	-	-	-	-
Tajikistan	1	Tajikistan	1	-	-	-	-	-	-	-	
		Turkey	-	-	-	2	-	-	-	-	
		Latvia	-	-	-	-	-	-	-	-	5
<b>Total</b>	<b>22</b>	<b>---</b>	<b>5</b>	<b>11</b>	<b>2</b>	<b>3</b>	<b>3</b>	<b>3</b>	<b>---</b>	<b>23</b>	
Airports	Albania	1	Italy	-	-	1	-	-	-	-	-
	Russia	1	Russia	-	1	-	-	-	-	-	-
			Italy	-	-	-	1	-	-	-	-
	Ukraine	1	Hungary	1	-	-	-	-	-	-	-
<b>Total</b>	<b>3</b>	<b>---</b>	<b>1</b>	<b>1</b>	<b>1</b>	<b>1</b>	<b>0</b>	<b>0</b>	<b>---</b>	<b>0</b>	
Inland	Russia	1	Russia	-	-	-	-	-	1	CR	-
	Serbia	2	Serbia	1	-	-	-	-	1	EoE	-
	Ukraine	4	Romania	-	-	4	-	-	-	-	-
	Ukraine	3	Ukraine	-	-	-	-	-	3	CR	-
	<b>Total</b>	<b>10</b>	<b>---</b>	<b>1</b>	<b>0</b>	<b>4</b>	<b>0</b>	<b>0</b>	<b>5</b>	<b>---</b>	<b>0</b>
<b>TOTAL on the territory of SR</b>		<b>35</b>	<b>---</b>	<b>7</b>	<b>12</b>	<b>7</b>	<b>4</b>	<b>3</b>	<b>8</b>	<b>---</b>	<b>23</b>
GK SR v GC SR Uzhorod (detected by DAU DBAP SO)(sobrance)	---	-	---	-	-	-	-	-	-	-	-
	<b>Total</b>	<b>0</b>	<b>---</b>	<b>0</b>	<b>0</b>	<b>0</b>	<b>0</b>	<b>0</b>	<b>0</b>	<b>---</b>	<b>0</b>

- \* e. g. documents found in airport premises, Police units premises, in forger's workshop etc.
- \*\* The state whose document (travel document, visa, residents permit, border crossing stamp) was falsified (for example in the case of forged visa, the state which issued the visa is reported)
- \*\*\* Type of fraud „x“- genuine passport in which no changes have been made and they contain counterfeit/forged/fraudulently obtained documents or BCSs
- \*\*\*\* Column „type“-contains abbreviations as follows:
  - DL** – driving license
  - CR** – criminal records
  - EoE** – evidence of education

### Counterfeit, forged and fraudulently obtained BCSs detected in I. half of: 2017 and 2018

	I. half of 2017			I. half of 2018		
	Persons	BCSs		Persons	BCSs	
		False	Fraudulently obtained		False	Fraudulently obtained
Land border at BCP - entry to the SR	8	65	-	4	10	-
Land border at BCP – departure from SR	6	11	4	5	13	-
Non-Schengen flight	-	-	-	-	-	-
Intra-Schengen flight*	-	-	-	-	-	-
Inland	-	-	-	-	-	-
<b>TOTAL on the territory of SR</b>	<b>14</b>	<b>76</b>	<b>4</b>	<b>9</b>	<b>23</b>	<b>0</b>
GC SR Uzhhorod (detected by DAU DBAP Sobrance)	0	0	0	0	0	0

\* during spot-checks

## 2.6 Refusal of entry

### Refusal of entry at the external border in I. half of 2017 and 2018 by reason for refusal

Reason for refusal	I. half of 2017			I. half of 2018		
	Total	Thereof:		Total	Thereof:	
		Land border	Airports		Land border	Airports
<b>A</b>	<b>0</b>	-	-	<b>5</b>	4	1
<b>B</b>	<b>16</b>	14	2	<b>9</b>	9	-
<b>C</b>	<b>232</b>	222	10	<b>219</b>	197	22
<b>D</b>	<b>3</b>	3	-	<b>5</b>	4	1
<b>E</b>	<b>66</b>	66	-	<b>27</b>	19	8
<b>F</b>	<b>91</b>	83	8	<b>196</b>	172	24
<b>G</b>	<b>16</b>	16	-	<b>2</b>	2	-
<b>H1</b>	<b>39</b>	32	7	<b>504</b>	483	21
<b>H2</b>	<b>5</b>	5	-	<b>16</b>	16	-
<b>I</b>	<b>0</b>	-	-	<b>0</b>	-	-
<b>Refusal of entry to EU national</b>	<b>1</b>	1	-	<b>0</b>	-	-
<b>TOTAL</b>	<b>469</b>	<b>442</b>	<b>27</b>	<b>983</b>	<b>906</b>	<b>77</b>

Note:

**Refusal of entry to EU national** - this category includes EU nationals who were refused to enter the SR according Art. 11 of the Act on stay of foreigners.

**Reasons for refusal of entry as listed in Article 14 Regulation (EU) 2016/399 of the European Parliament and of the Council of 9 March 2016 on a Union Code on the rules governing the movement of persons across borders (Schengen Borders Code):**

- A - Has no valid travel document(s)
- B - Has a false/counterfeit/forged travel document
- C - Has no valid visa or residence permit
- D - Has a false/counterfeit/forged visa or residence permit
- E - Has no appropriate documentation justifying the purpose and conditions of stay
- F - Has already stayed for 90 days in the preceding 180-day period on the territory of the Member States of the EU
- G - Does not have sufficient means of subsistence in relation to the period and form of stay, or the means to return to the country of origin or transit
- H1 - Person for whom an alert has been issued in the SIS for the purposes of refusing entry
- H2 - Person for whom an alert has been issued in national register for the purposes of refusing entry
- I - Is considered to be a threat to public policy, internal security, public health or the international relations of one or more of the Member States of the EU

## Refusals of entry in I. half of 2018

		Reasons											Refusal of entry to EU national
		Total	Refusal of entry										
			A	B	C	D	E	F	G	H1	H2	I	
LAND BORDER	Ukraine	844	-	7	174	-	9	164	2	472	16	-	-
	Moldova	24	-	-	3	-	9	5	-	7	-	-	-
	Belarus	15	-	-	14	-	1	-	-	-	-	-	-
	Turkey	7	-	2	1	4	-	-	-	-	-	-	-
	Azerbaijan	4	-	-	4	-	-	-	-	-	-	-	-
	Congo	4	4	-	-	-	-	-	-	-	-	-	-
	Georgia	3	-	-	-	-	-	-	-	3	-	-	-
	Russia	2	-	-	1	-	-	1	-	-	-	-	-
	Macedonia (FYROM)	1	-	-	-	-	-	-	-	1	-	-	-
	United States, USA	1	-	-	-	-	-	1	-	-	-	-	-
	Serbia	1	-	-	-	-	-	1	-	-	-	-	-
	<b>TOTAL</b>	<b>906</b>	<b>4</b>	<b>9</b>	<b>197</b>	<b>4</b>	<b>19</b>	<b>172</b>	<b>2</b>	<b>483</b>	<b>16</b>	<b>0</b>	<b>0</b>
AIRPORTS	Serbia	16	-	-	-	-	-	9	-	7	-	-	-
	Macedonia (FYROM)	12	-	-	-	-	-	11	-	1	-	-	-
	Albania	11	-	-	-	-	-	1	-	10	-	-	-
	Yemen	8	-	-	-	-	8	-	-	-	-	-	-
	Russia	6	-	-	3	1	-	1	-	1	-	-	-
	Ukraine	5	-	-	1	-	-	2	-	2	-	-	-
	Syria	4	-	-	4	-	-	-	-	-	-	-	-
	India	3	-	-	3	-	-	-	-	-	-	-	-
	Afghanistan	2	-	-	2	-	-	-	-	-	-	-	-
	Iran	2	-	-	2	-	-	-	-	-	-	-	-
	Guinea	1	-	-	1	-	-	-	-	-	-	-	-
	Libya	1	-	-	1	-	-	-	-	-	-	-	-
	Kosovo	1	-	-	1	-	-	-	-	-	-	-	-
	Areas not elsewhere specified (Turkish Republic of Northern Cyprus)	1	1	-	-	-	-	-	-	-	-	-	-
	Pakistan	1	-	-	1	-	-	-	-	-	-	-	-
	Rwanda	1	-	-	1	-	-	-	-	-	-	-	-
	Turkey	1	-	-	1	-	-	-	-	-	-	-	-
Zimbabwe	1	-	-	1	-	-	-	-	-	-	-	-	
<b>TOTAL</b>	<b>77</b>	<b>1</b>	<b>0</b>	<b>22</b>	<b>1</b>	<b>8</b>	<b>24</b>	<b>0</b>	<b>21</b>	<b>0</b>	<b>0</b>	<b>0</b>	
<b>TOTAL</b>	<b>983</b>	<b>5</b>	<b>9</b>	<b>219</b>	<b>5</b>	<b>27</b>	<b>196</b>	<b>2</b>	<b>504</b>	<b>16</b>	<b>0</b>	<b>0</b>	

## Refusals of entry in I. half of 2017

		Reasons											Refusal of entry to EU national
		Total	Refusal of entry										
			A	B	C	D	E	F	G	H1	H2	I	
LAND BORDER	Ukraine	407	-	13	207	1	66	78	14	23	5	-	-
	Moldova	11	-	-	3	-	-	2	2	4	-	-	-
	Georgia	5	-	-	1	-	-	-	-	4	-	-	-
	Armenia	3	-	-	3	-	-	-	-	-	-	-	-
	Azerbaijan	3	-	-	3	-	-	-	-	-	-	-	-
	Russia	3	-	-	3	-	-	-	-	-	-	-	-
	Turkey	3	-	1	1	-	-	1	-	-	-	-	-
	Cuba	2	-	-	-	2	-	-	-	-	-	-	-
	Serbia	2	-	-	-	-	-	1	-	1	-	-	-
	Hungary	1	-	-	-	-	-	-	-	-	-	-	1
	Nigeria	1	-	-	1	-	-	-	-	-	-	-	-
	United States, USA	1	-	-	-	-	-	1	-	-	-	-	-
	<b>TOTAL</b>	<b>442</b>	<b>0</b>	<b>14</b>	<b>222</b>	<b>3</b>	<b>66</b>	<b>83</b>	<b>16</b>	<b>32</b>	<b>5</b>	<b>0</b>	<b>1</b>
AIRPORTS	Serbia	7	-	-	-	-	-	5	-	2	-	-	-
	Albania	3	-	-	-	-	-	-	-	3	-	-	-
	Macedonia (FYROM)	3	-	1	-	-	-	-	-	2	-	-	-
	Bosnia and Herzegovina	2	-	-	-	-	-	2	-	-	-	-	-
	Russia	2	-	-	2	-	-	-	-	-	-	-	-
	Ukraine	2	-	-	2	-	-	-	-	-	-	-	-
	Fiji	1	-	-	1	-	-	-	-	-	-	-	-
	South Africa	1	-	-	1	-	-	-	-	-	-	-	-
	Kuwait	1	-	-	1	-	-	-	-	-	-	-	-
	Lebanon	1	-	-	1	-	-	-	-	-	-	-	-
	Mauritius	1	-	-	-	-	-	1	-	-	-	-	-
	Unknown nationality	1	-	1	-	-	-	-	-	-	-	-	-
	Kosovo	1	-	-	1	-	-	-	-	-	-	-	-
Sudan	1	-	-	1	-	-	-	-	-	-	-	-	
<b>TOTAL</b>	<b>27</b>	<b>0</b>	<b>2</b>	<b>10</b>	<b>0</b>	<b>0</b>	<b>8</b>	<b>0</b>	<b>7</b>	<b>0</b>	<b>0</b>	<b>0</b>	
<b>TOTAL</b>	<b>469</b>	<b>0</b>	<b>16</b>	<b>232</b>	<b>3</b>	<b>66</b>	<b>91</b>	<b>16</b>	<b>39</b>	<b>5</b>	<b>0</b>	<b>1</b>	

**Refusal of entry of third country nationals in I. half of 2018 at the external land border by individual BCPs and reasons for refusal**

		Reasons for refusal										
		Total	Thereof:									
			A	B	C	D	E	F	G	H1	H2	I
<b>Ubl'a</b>		<b>279</b>	-	-	<b>91</b>	-	<b>1</b>	<b>74</b>	<b>1</b>	<b>108</b>	<b>4</b>	-
Thereof:	Ukraine	274	-	-	90	-	1	72	1	106	4	-
	Moldova	2	-	-	-	-	-	1	-	1	-	-
	Russia	2	-	-	1	-	-	1	-	-	-	-
	Georgia	1	-	-	-	-	-	-	-	1	-	-
<b>Vyšné Nemecké</b>		<b>567</b>	-	<b>7</b>	<b>99</b>	<b>2</b>	<b>11</b>	<b>87</b>	-	<b>350</b>	<b>11</b>	-
Thereof:	Ukraine	519	-	7	78	-	1	81	-	341	11	-
	Moldova	22	-	-	3	-	9	4	-	6	-	-
	Belarus	15	-	-	14	-	1	-	-	-	-	-
	Azerbaijan	4	-	-	4	-	-	-	-	-	-	-
	Georgia	2	-	-	-	-	-	-	-	2	-	-
	Turkey	2	-	-	-	2	-	-	-	-	-	-
	Macedonia (FYROM)	1	-	-	-	-	-	-	-	1	-	-
	United States, USA	1	-	-	-	-	-	1	-	-	-	-
	Serbia	1	-	-	-	-	-	1	-	-	-	-
<b>Veľké Slemence</b>		<b>47</b>	-	-	<b>5</b>	-	<b>7</b>	<b>11</b>	<b>1</b>	<b>22</b>	<b>1</b>	-
Thereof:	Ukraine	47	-	-	5	-	7	11	1	22	1	-
<b>Čierna nad Tisou</b>		<b>13</b>	<b>4</b>	<b>2</b>	<b>2</b>	<b>2</b>	-	-	-	<b>3</b>	-	-
Thereof:	Turkey	5	-	2	1	2	-	-	-	-	-	-
	Congo	4	4	-	-	-	-	-	-	-	-	-
	Ukraine	4	-	-	1	-	-	-	-	3	-	-
<b>Maťovské Vojkovce</b>		<b>0</b>	-	-	-	-	-	-	-	-	-	-
<b>TOTAL</b>		<b>906</b>	<b>4</b>	<b>9</b>	<b>197</b>	<b>4</b>	<b>19</b>	<b>172</b>	<b>2</b>	<b>483</b>	<b>16</b>	<b>0</b>

**Refusal of entry of third country nationals in I. half of 2017 at the external land border by individual BCPs and reasons for refusal**

		Reasons for refusal										
		Total	Thereof:									
			A	B	C	D	E	F	G	H1	H2	I
<b>Ubl'a</b>		<b>162</b>	-	-	<b>80</b>	-	<b>42</b>	<b>22</b>	<b>7</b>	<b>8</b>	<b>3</b>	-
Thereof:	Ukraine	153	-	-	74	-	42	22	5	7	3	-
	Armenia	3	-	-	3	-	-	-	-	-	-	-
	Russia	3	-	-	3	-	-	-	-	-	-	-
	Moldova	2	-	-	-	-	-	-	2	-	-	-
	Georgia	1	-	-	-	-	-	-	-	1	-	-
<b>Vyšné Nemecké</b>		<b>250</b>	-	<b>14</b>	<b>135</b>	<b>1</b>	<b>10</b>	<b>61</b>	<b>4</b>	<b>23</b>	<b>2</b>	-
Thereof:	Ukraine	229	-	13	128	1	10	56	4	15	2	-
	Moldova	7	-	-	1	-	-	2	-	4	-	-
	Georgia	4	-	-	1	-	-	-	-	3	-	-
	Azerbaijan	3	-	-	3	-	-	-	-	-	-	-
	Turkey	3	-	1	1	-	-	1	-	-	-	-
	Serbia	2	-	-	-	-	-	1	-	1	-	-
	Nigeria	1	-	-	1	-	-	-	-	-	-	-
	United States, USA	1	-	-	-	-	-	1	-	-	-	-
<b>Veľké Slemence</b>		<b>23</b>	-	-	<b>3</b>	-	<b>14</b>	-	<b>5</b>	<b>1</b>	-	-
Thereof:	Ukraine	23	-	-	3	-	14	-	5	1	-	-
<b>Čierna nad Tisou</b>		<b>6</b>	-	-	<b>4</b>	<b>2</b>	-	-	-	-	-	-
Thereof:	Cuba	2	-	-	-	2	-	-	-	-	-	-
	Moldova	2	-	-	2	-	-	-	-	-	-	-
	Ukraine	2	-	-	2	-	-	-	-	-	-	-
<b>Maťovské Vojkovce</b>		<b>0</b>	-	-	-	-	-	-	-	-	-	-
<b>TOTAL</b>		<b>441</b>	<b>0</b>	<b>14</b>	<b>222</b>	<b>3</b>	<b>66</b>	<b>83</b>	<b>16</b>	<b>32</b>	<b>5</b>	<b>0</b>



**Refusal of entry of third country nationals in I. half of 2018 at the external air border by individual BCPs and reasons for refusal**

		Reasons for refusal										
		Total	Thereof:									
			A	B	C	D	E	F	G	H1	H2	I
<b>Bratislava Airport</b>		<b>65</b>	-	-	19	1	-	24	-	21	-	-
Thereof:	Serbia	16	-	-	-	-	-	9	-	7	-	-
	Macedonia (FYROM)	12	-	-	-	-	-	11	-	1	-	-
	Albania	11	-	-	-	-	-	1	-	10	-	-
	Russia	6	-	-	3	1	-	1	-	1	-	-
	Ukraine	5	-	-	1	-	-	2	-	2	-	-
	Syria	4	-	-	4	-	-	-	-	-	-	-
	India	3	-	-	3	-	-	-	-	-	-	-
	Afghanistan	2	-	-	2	-	-	-	-	-	-	-
	Iran	2	-	-	2	-	-	-	-	-	-	-
	Libya	1	-	-	1	-	-	-	-	-	-	-
	Kosovo	1	-	-	1	-	-	-	-	-	-	-
	Pakistan	1	-	-	1	-	-	-	-	-	-	-
	Turkey	1	-	-	1	-	-	-	-	-	-	-
<b>Poprad Airport</b>		<b>1</b>	-	-	1	-	-	-	-	-	-	-
Thereof:	Guinea	1	-	-	1	-	-	-	-	-	-	-
<b>Košice Airport</b>		<b>11</b>	<b>1</b>	-	2	-	<b>8</b>	-	-	-	-	-
Thereof:	Yemen	8	-	-	-	-	8	-	-	-	-	-
	Areas not elsewhere specified (Turkish Republic of Northern Cyprus)	1	1	-	-	-	-	-	-	-	-	-
	Rwanda	1	-	-	1	-	-	-	-	-	-	-
	Zimbabwe	1	-	-	1	-	-	-	-	-	-	-
<b>small airports</b>		<b>0</b>	-	-	-	-	-	-	-	-	-	-
<b>TOTAL</b>		<b>77</b>	<b>1</b>	<b>0</b>	<b>22</b>	<b>1</b>	<b>8</b>	<b>24</b>	<b>0</b>	<b>21</b>	<b>0</b>	<b>0</b>

**Refusal of entry of third country nationals in I. half of 2017 at the external air border by individual BCPs and reasons for refusal**

		Reasons for refusal										
		Total	Thereof:									
			A	B	C	D	E	F	G	H1	H2	I
<b>Bratislava Airport</b>		<b>24</b>	-	1	8	-	8	-	-	7	-	-
Thereof:	Serbia	7	-	-	-	-	5	-	-	2	-	-
	Albania	3	-	-	-	-	-	-	-	3	-	-
	Macedonia (FYROM)	3	-	1	-	-	-	-	-	2	-	-
	Bosnia and Herzegovina	2	-	-	-	-	2	-	-	-	-	-
	Ukraine	2	-	-	2	-	-	-	-	-	-	-
	Fiji	1	-	-	1	-	-	-	-	-	-	-
	South Africa	1	-	-	1	-	-	-	-	-	-	-
	Kuwait	1	-	-	1	-	-	-	-	-	-	-
	Mauritius	1	-	-	-	-	1	-	-	-	-	-
	Kosovo	1	-	-	1	-	-	-	-	-	-	-
	Russia	1	-	-	1	-	-	-	-	-	-	-
	Sudan	1	-	-	1	-	-	-	-	-	-	-
<b>Poprad Airport</b>		<b>0</b>	-	-	-	-	-	-	-	-	-	-
<b>Košice Airport</b>		<b>3</b>	-	1	2	-	-	-	-	-	-	-
Thereof:	Lebanon	1	-	-	1	-	-	-	-	-	-	-
	Unknown nationality	1	-	1	-	-	-	-	-	-	-	-
	Russia	1	-	-	1	-	-	-	-	-	-	-
<b>small airports</b>		<b>0</b>	-	-	-	-	-	-	-	-	-	-
<b>TOTAL</b>		<b>27</b>	<b>0</b>	<b>2</b>	<b>10</b>	<b>0</b>	<b>8</b>	<b>0</b>	<b>0</b>	<b>7</b>	<b>0</b>	<b>0</b>

## 2.7 Facilitation of illegal immigration and trafficking in human beings

### Documented cases of facilitation of illegal immigration and trafficking in human beings in I. half: 2017 and 2018

NUCIM BBFP		I. half of 2017	I. half of 2018	
<b>TOTAL</b>	Complaints: Commenced criminal prosecutions/Charges filed	65/58	47/47	
	Persons: Suspects/ Accused	147/110	120/82	
	Illegal migrants/ Victims	348/55	274/55	
	Offences	139	78	
<b>Facilitation of illegal immigration (Art. 355, Art. 356 CC)</b>	Complaints: Commenced criminal prosecutions/Charges filed	49/42	32/27	
	Facilitators: Suspects/ Accused	80/65	64/41	
	Illegal Migrants total/ Apprehended illegal migrants	348/86	274/65	
	Thereof illegal migrants:	IBC and transit (Art. 355 CC)	287/74	70/60
		Illegal work (Art. 356 CC)	32/12	155
		Marriage of convenience (Art. 356 CC)	28/0	21
		For IS on the territory of SR, EU (Art. 356 CC)	1/0	28/5
Offences	97	42		
<b>Trafficking in human beings (Art. 179 CC)</b>	Complaints: Commenced criminal prosecutions/Charges filed	16/16	15/20	
	Persons: Suspects/ Accused	67/45	56/41	
	Victims	55	55	
	Offences	42	36	

### Illegal migration through facilitation and trafficking in human beings in I. half of 2018

	Complaints		Persons		Illegal migrants/ victims	Illegal migrants (apprehended)	Offences	Value in €
	Commenced criminal prosecutions	Charges filed	Suspects	Accused				
Facilitation Art. 355 CC organized group	1	1	7	4	-	-	1	0,00
Facilitation Art. 355 CC criminal group	-	-	-	-	-	-	-	0,00
Facilitation Art. 356 CC marriage of convenience organized group	-	-	-	-	-	-	-	0,00
Facilitation Art. 355 CC	9	6	14	11	70	60	9	183,60
Facilitation Art. 356 CC Marriage of convenience	14	14	27	19	21	-	21	13 008,00
Facilitation Art. 356 CC Illegal work	5	4	12	5	155	-	6	210,00
Facilitation Art. 356 CC IS on the territory of the SR, EU	3	2	4	2	28	5	5	7 200,00
<b>Facilitation TOTAL</b>	<b>32</b>	<b>27</b>	<b>64</b>	<b>41</b>	<b>274</b>	<b>65</b>	<b>42</b>	<b>20 601,60</b>
Trafficking in human beings Art. 179 CC organized gr.	-	1	4	4	4	-	3	58 100,00
Trafficking in human beings Art. 179 CC	15	19	52	37	51	-	33	65 444,00
<b>Trafficking in human beings TOTAL</b>	<b>15</b>	<b>20</b>	<b>56</b>	<b>41</b>	<b>55</b>	<b>0</b>	<b>36</b>	<b>123 544,00</b>
<b>TOTAL</b>	<b>47</b>	<b>47</b>	<b>120</b>	<b>82</b>	<b>274/55</b>	<b>65</b>	<b>78</b>	<b>144 145,60</b>

### Organized and criminal groups in cases recorded by NUCIM in I. half of 2018

	Complaints		Persons	
	Commenced criminal prosecutions	Charges filed	Suspects	Accused
Facilitation Art. 355 CC - organized group	1	1	7	4
Facilitation Art. 355 CC - criminal group	-	-	-	-
Facilitation – marriage of convenience Art. 356 CC - organized group	-	-	-	-
Trafficking in human beings Art. 179 CC - organized group	-	1	4	4
<b>TOTAL</b>	<b>1</b>	<b>2</b>	<b>11</b>	<b>8</b>

### Cases of facilitation processed by NUCIM in I. half of 2018 (Art. 355, 356 CC) by place of detection

			Complaints		Persons		Illegal migrants	
			Commenced criminal prosecutions	Charges filed	Suspects	Accused	Total	Apprehended
External border	Land border	Art. 355 CC	5	5	9	9	42	35
		Art. 356 CC	-	-	-	-	-	-
	Airports	-	-	-	-	-	-	-
<b>External border in total</b>			<b>5</b>	<b>5</b>	<b>9</b>	<b>9</b>	<b>42</b>	<b>35</b>
Internal border Art. 355	Austria		-	-	-	-	-	-
	Hungary		4	2	11	6	25	25
	Czech Republic		-	-	-	-	-	-
	Poland		-	-	-	-	-	-
<b>Internal border Art. 355 in total</b>			<b>4</b>	<b>2</b>	<b>11</b>	<b>6</b>	<b>25</b>	<b>25</b>
Inland Art. 356	Art. 355 CC	Marriage of convenience	1	-	1	-	3	-
	Art. 356 CC	Illegal work	2	2	3	3	2	-
		other type of IS on the territory of SR	5	4	12	5	155	-
		Marriage of convenience	2	1	3	1	23	-
<b>Inland Art. 356 in total</b>			<b>10</b>	<b>7</b>	<b>19</b>	<b>9</b>	<b>183</b>	<b>0</b>
<b>EU countries Art. 356 CC (marriage of convenience, IS on the territory of the EU) in total</b>			<b>12</b>	<b>8</b>	<b>19</b>	<b>12</b>	<b>18</b>	<b>5</b>
<b>non-EU countries Art. 356 CC (marriage of convenience) in total</b>			<b>1</b>	<b>5</b>	<b>6</b>	<b>5</b>	<b>6</b>	<b>0</b>
<b>TOTAL</b>			<b>32</b>	<b>27</b>	<b>64</b>	<b>41</b>	<b>274</b>	<b>65</b>

## Nationality of facilitators and migrants in I. half of 2018 – facilitation of illegal immigration

Facilitators		
Nationality	Suspects	Accused persons
Bulgaria	-	1
Czech Republic	6	6
Iran	1	1
Kazakhstan	1	1
Moldova	1	1
Slovakia	32	21
Turkey	-	3
Ukraine	7	7
Unknown (presently under investigation)	16	-
---	-	-
---	-	-
---	-	-
---	-	-
---	-	-
---	-	-
---	-	-
<b>TOTAL</b>	<b>64</b>	<b>41</b>

Illegal migrants		
Nationality	Facilitated	Thereof apprehended
Afghanistan	13	10
Algeria	3	-
Armenia	1	-
Bangladesh	2	-
Egypt	2	-
India	6	-
Iraq	16	-
Iran	3	-
Kosovo	5	5
Macedonia (FYROM)	1	-
Moldova	40	1
Nepal	1	-
Pakistan	6	6
Serbia	105	-
Ukraine	20	-
Viet Nam	50	43
<b>TOTAL</b>	<b>274</b>	<b>65</b>

## Nationality of offenders and victims in I. half of 2018 – trafficking in human beings

Offenders		
Nationality	Suspects	Accused persons
Slovakia	46	40
Serbia	1	1
Unknown (presently under investigation)	9	-
<b>TOTAL</b>	<b>56</b>	<b>41</b>

Victims	
Nationality	Number
Slovakia	53
Serbia	1
Unknown (presently under investigation)	1
<b>TOTAL</b>	<b>55</b>

### Note:

**Facilitation** - according Art. 355, Art. 356 CC,

**Complaints** – all complaints leading to commencement of criminal prosecution according to Regulation of Ministry of Interior no. 53/2009 made by NUCIM,

**Charges filed** – the resolutions to file charges according to Art. 206/1 of the Criminal procedure code,

**Suspects** – persons mentioned in the order to prosecute according Art. 199/1 of the Criminal procedure code,

**Accused persons** - all persons, who were accused of offence of facilitation according to § 206/1 of the Criminal procedure code,

**Illegal migrants (in total)** - persons, who are not citizens of the SR or who are not SR permanent residents and who have used services of facilitators according Art. 355 CC and persons, who are not citizens of the SR or other MS or citizens of the European Economic Area member state and who have used services of facilitators according Art. 356 CC and are mentioned in resolution on the commencement of criminal prosecution according Art. 199/1 or in the resolution to file charges according to Art. 206/1 of the Criminal procedure code,

**Illegal migrants (apprehended)** – persons mentioned above, who have used services of facilitators and who were physically apprehended by Police Force unit,

**Offence** – according to the Criminal code, the offence is also the partial attack of a continuing offense, unless expressly provided otherwise.

**Trafficking in human beings** - according to § 179 of the Criminal code,

**Victims of Trafficking in human beings** – persons whose instigators incite well-paid job abroad and upon arrival abuse them to another job (begging, selling toys, to marry a foreign national, possibly prostitution).

## 2.8 Return Policy and Persons Taken over to the SR

### 2.8.1 Readmission

Overview of persons handed and taken over according to Readmission Agreements in I. half of: 2017 and 2018

Country of readmission	I. half of 2017				I. half of 2018			
	Illegal migration		Other		Illegal migration		Other	
	Persons handed over (from SR)	Persons taken over (to SR)	Persons handed over (from SR)	Persons taken over (to SR)	Persons handed over (from SR)	Persons taken over (to SR)	Persons handed over (from SR)	Persons taken over (to SR)
Ukraine	40	1	-	-	86	-	-	-
Austria	1	5	-	2	-	6	-	1
Hungary	-	-	-	-	-	-	-	-
Czech Republic	-	4	-	-	-	1	-	-
Poland	-	3	-	-	-	10	-	-
Germany	-	2	-	-	-	-	-	-
Serbia	-	-	-	-	1	-	-	-
Switzerland	-	1	-	-	-	-	-	-
<b>TOTAL</b>	<b>41</b>	<b>16</b>	<b>0</b>	<b>2</b>	<b>87</b>	<b>17</b>	<b>0</b>	<b>1</b>

Note:

**Illegal migration** – this category includes handed over and taken over persons within the reference period regardless the period in which they were apprehended for illegal migration by authority of the SR or other country.

**Other** – this category includes handed over and taken over persons according readmission agreements within the reference period who were not apprehended for illegal migration on the territory of the SR and at the time of readmission their stay in the SR or other member state of the EU was legal.

„Persons handed over (from SR)“ – this category includes persons, who were sentenced for a crime that is not regarded to illegal migration (i.e. theft) and who were sentenced to judicial expulsion and they were handed over to the territory of other EU member state, where they were permitted to stay.

„Persons taken over (to SR)“ – this category includes persons, who were returned from other EU member state and they are permitted to stay on the territory of the SR.

**Overview of persons handed over from the SR according to Readmission Agreements related illegal migration in I. half of 2018**

Nationality	Total	Thereof:					
		Ukraine	Austria	Hungary	Czech Republic	Poland	Serbia
Viet Nam	66	66	-	-	-	-	-
Afghanistan	4	4	-	-	-	-	-
Azerbaijan	3	3	-	-	-	-	-
Turkey	3	3	-	-	-	-	-
Iraq	2	2	-	-	-	-	-
Pakistan	2	2	-	-	-	-	-
Russia	2	2	-	-	-	-	-
Belarus	1	1	-	-	-	-	-
Kyrgyzstan	1	1	-	-	-	-	-
Moldova	1	1	-	-	-	-	-
Serbia	1	-	-	-	-	-	1
Syria	1	1	-	-	-	-	-
<b>TOTAL</b>	<b>87</b>	<b>86</b>	<b>0</b>	<b>0</b>	<b>0</b>	<b>0</b>	<b>1</b>

**Overview of persons handed over from the SR according to Readmission Agreements related illegal migration in I. half of 2017**

Nationality	Total	Thereof:				
		Ukraine	Austria	Hungary	Czech Republic	Poland
Viet Nam	12	12	-	-	-	-
Russia	5	5	-	-	-	-
Georgia	4	4	-	-	-	-
Syria	4	4	-	-	-	-
Ukraine	3	3	-	-	-	-
Guinea	2	2	-	-	-	-
Libya	2	2	-	-	-	-
Mongolia	2	2	-	-	-	-
Turkey	2	2	-	-	-	-
India	1	1	-	-	-	-
Morocco	1	1	-	-	-	-
Moldova	1	1	-	-	-	-
Unknown nationality	1	-	1	-	-	-
Palestine	1	1	-	-	-	-
<b>TOTAL</b>	<b>41</b>	<b>40</b>	<b>1</b>	<b>0</b>	<b>0</b>	<b>0</b>



**Overview of persons taken over to the SR according to Readmission Agreements related illegal migration in I. half of 2018**

Nationality	Total	Thereof:				
		Ukraine	Austria	Hungary	Czech Republic	Poland
Syria	6	-	-	-	-	6
Afghanistan	6	-	6	-	-	-
Pakistan	3	-	-	-	-	3
Iraq	2	-	-	-	1	1
<b>TOTAL</b>	<b>17</b>	<b>0</b>	<b>6</b>	<b>0</b>	<b>1</b>	<b>10</b>

**Overview of persons taken over to the SR according to Readmission Agreements related illegal migration in I. half of 2017**

Nationality	Total	Thereof:						
		Ukraine	Austria	Hungary	Czech Republic	Poland	Germany	Switzerland
Afghanistan	8	-	5	-	-	3	-	-
Eritrea	2	-	-	-	-	-	2	-
Pakistan	2	-	-	-	2	-	-	-
Nigeria	1	-	-	-	-	-	-	1
Poland	1	1	-	-	-	-	-	-
Ukraine	1	-	-	-	1	-	-	-
Viet Nam	1	-	-	-	1	-	-	-
<b>TOTAL</b>	<b>16</b>	<b>1</b>	<b>5</b>	<b>0</b>	<b>4</b>	<b>3</b>	<b>2</b>	<b>1</b>

## 2.8.2 Voluntary returns

### Overview of effective voluntary returns in I. half of 2018 by country of return and Project type

Country of return	Total	Thereof:	
		Project „C“	Project „I“
Viet Nam	12	-	12
Azerbaijan	7	-	7
Ukraine	7	-	7
Serbia	6	-	6
Georgia	2	-	2
Iraq	2	-	2
Bosnia and Herzegovina	1	-	1
Canada	1	-	1
Korean Republic	1	-	1
Lebanon	1	-	1
Macedonia (FYROM)	1	-	1
Moldova	1	-	1
Tunisia	1	-	1
<b>TOTAL</b>	<b>43</b>	<b>0</b>	<b>43</b>

### Overview of effective voluntary returns in I. half of 2017 by country of return and Project type

Country of return	Total	Thereof:	
		Project „C“	Project „I“
Iraq	8	-	8
Ukraine	6	-	6
Kosovo	2	-	2
Pakistan	2	-	2
Serbia	2	-	2
Afghanistan	1	-	1
Georgia	1	-	1
Morocco	1	-	1
Russia	1	-	1
Viet Nam	1	-	1
<b>TOTAL</b>	<b>25</b>	<b>0</b>	<b>25</b>

Data submitted by: IOM

Note:

**Voluntary returns** – this category includes returns of foreigners from Police Detention Centres for Foreigners, from asylum institutions of the Migration Office of MOI SR and foreigners on the territory of the SR, who are not staying in facilities of MOI SR.

**Project „C“** - Cooperation Agreement between the International Organization for Migration and the Ministry of Interior of the Slovak Republic to assist the return of unsuccessful asylum seekers and illegal migrants to their country of origin..

**Project „G“**– Voluntary return and reintegration in country of origin (implementation 1.6.2014 – 31.5.2015).

**Project „H“**– Voluntary return and reintegration in country of origin (implementation 1.1.2016 – 31.12.2016).

## 2.8.3 Dublin transfers

### Effective Dublin transfers according to the Regulation (EU) No. 604/2013 in I. half of: 2017 and 2018

	I. half of 2017	I. half of 2018
Persons taken over to the SR	8	28
Persons handed over from the SR	16	9

**Note:**

This table regards persons handed over and taken over within the reference period regardless the period in which they were apprehended for illegal migration by authority of the SR or other country.

**Effective transfers according to the Dublin Regulation** – if the SR hands over (returns) the third country national to other member state, that is competent for decision in asylum procedure, or the SR takes over the third country national from other member state, as SR is competent for decision in asylum procedure.

### Persons taken over to the SR from individual countries according to the Dublin regulation in I. half of 2018 disaggregated by nationality

Nationality	Total	Thereof over from:							
		AT	DE	FI	FR	GB	CH	NO	SE
Azerbaijan	11	-	11	-	-	-	-	-	-
Georgia	5	-	-	1	1	-	2	-	1
China (PRC)	3	2	1	-	-	-	-	-	-
Eritrea	2	-	-	-	-	-	2	-	-
Russia	2	-	2	-	-	-	-	-	-
Algeria	1	1	-	-	-	-	-	-	-
India	1	1	-	-	-	-	-	-	-
Iran	1	-	-	-	-	1	-	-	-
Morocco	1	1	-	-	-	-	-	-	-
Turkey	1	-	-	-	-	-	-	1	-
<b>TOTAL</b>	<b>28</b>	<b>5</b>	<b>14</b>	<b>1</b>	<b>1</b>	<b>1</b>	<b>4</b>	<b>1</b>	<b>1</b>

### Persons taken over to the SR from individual countries according to the Dublin regulation in I. half of 2017 disaggregated by nationality

Nationality	Total	Taken over from:				
		NO	CH	BE	FI	AT
Afghanistan	2	2	-	-	-	-
Ethiopia	1	-	1	-	-	-
India	1	-	-	-	-	1
Morocco	1	-	-	1	-	-
Sri Lanka	1	-	1	-	-	-
Turkey	1	-	-	-	1	-
Ukraine	1	1	-	-	-	-
<b>TOTAL</b>	<b>8</b>	<b>3</b>	<b>2</b>	<b>1</b>	<b>1</b>	<b>1</b>

**Persons handed over from the SR from individual countries according to the Dublin regulation in I. half of 2018 disaggregated by nationality**

Nationality	Total	Thereof handed over to:			
		AT	BG	DE	PL
Afghanistan	3	-	3	-	-
Pakistan	2	-	2	-	-
Algeria	1	-	-	1	-
Iran	1	1	-	-	-
Russia	1	-	-	1	-
Ukraine	1	-	-	-	1
<b>TOTAL</b>	<b>9</b>	<b>1</b>	<b>5</b>	<b>2</b>	<b>1</b>

**Persons handed over from the SR from individual countries according to the Dublin regulation in I. half of 2017 disaggregated by nationality**

Nationality	Total	Thereof handed over to:							
		HU	BG	AT	RO	SE	DE	HR	IT
Iraq	3	-	2	-	-	1	-	-	-
Afghanistan	2	-	-	-	-	-	1	1	-
Algeria	1	-	1	-	-	-	-	-	-
Bangladesh	1	-	-	-	-	-	-	-	1
Guinea	1	-	-	1	-	-	-	-	-
Yemen	1	-	-	-	-	-	1	-	-
Morocco	1	-	-	-	-	-	1	-	-
Nigeria	1	-	-	1	-	-	-	-	-
Pakistan	1	-	-	1	-	-	-	-	-
Somalia	1	-	-	-	-	-	1	-	-
Syria	1	-	1	-	-	-	-	-	-
Turkey	1	-	-	-	1	-	-	-	-
Ukraine	1	1	-	-	-	-	-	-	-
<b>TOTAL</b>	<b>16</b>	<b>1</b>	<b>4</b>	<b>3</b>	<b>1</b>	<b>1</b>	<b>4</b>	<b>1</b>	<b>1</b>

---

AT- Austria  
 DE - Germany  
 CH – Switzerland  
 BE – Belgium  
 BG – Bulgaria  
 RO – Romania  
 FI – Finland  
 FR - France

SE – Sweden  
 NO – Norway  
 GB – United Kingdom  
 HR - Croatia  
 HU – Hungary  
 IT – Italy  
 PL - Poland

## 2.8.4 Police Detention Centres for Foreigners

### Number of placed foreigners (real number of persons) and outcomes of detention within the PDCF – return, release

		Total	PDCF Medved'ov	PDCF Sečovce
1	Number of placed persons from the previous period remaining detained on the 1.1.2018 (stock)	119	22	97
2	Number of persons placed during I. half of 2018*	92	68	24
3	Number of placed persons remaining detained on the 30.06.2018 (stock)	26	19	7
<b>Number of released/returned persons from PDCF during I. half of 2018 (1+2-3)</b>		<b>185</b>	<b>71</b>	<b>114</b>
Thereof**:	Readmission	1	1	0
	Dublin	9	8	1
	AVR	18	9	9
	Other way of return	41	40	1
	Released	116	13	103
Number of persons, who have applied for asylum during their detention in PDCF		36	20	16

\*one person is counted only once in respective PDCF, regardless number of their placement (release, new detention, repeated placement),

\*\*one person is counted only once in PDCF according the respective disaggregation, e. g. if the return was carried out according the readmission agreement, the person is counted only in the category "Readmission", not in the category "Other way of return"; or if the person was released and has been detained again, the repeated placement is not counted.

Note:

**Other way of return** – forced return (which is not a readmission, Dublin neither Assisted voluntary return) performed via External Air border BCP or External Land border BCP.

**Number of foreigners released/removed from PDCF Medved'ov in I. half of 2018 by nationality**

Nationality	Number of released/returned foreigners	Readmission	Dublin	AVR	Other way of return	Released
Ukraine	24	-	1	1	22	-
Serbia	12	1	-	-	11	-
Afghanistan	9	-	3	-	2	4
Viet Nam	7	-	-	5	-	2
Pakistan	4	-	2	-	-	2
Iran	3	-	1	-	-	2
Russia	2	-	1	-	-	1
Turkey	2	-	-	-	-	2
Albania	1	-	-	-	1	-
Belarus	1	-	-	-	1	-
Bosnia and	1	-	-	1	-	-
China (PRC)	1	-	-	-	1	-
Egypt	1	-	-	-	1	-
Georgia	1	-	-	1	-	-
Iraq	1	-	-	1	-	-
Nigeria	1	-	-	-	1	-
<b>TOTAL</b>	<b>71</b>	<b>1</b>	<b>8</b>	<b>9</b>	<b>40</b>	<b>13</b>

**Number of foreigners released/removed from PDCF Sečovce in I. half of 2018 by nationality**

Nationality	Number of released/returned foreigners	Readmission	Dublin	AVR	Other way of return	Released
Iraq	74	-	-	-	-	74
Afghanistan	14	-	-	-	-	14
Viet Nam	9	-	-	7	-	2
Iran	7	-	-	-	-	7
Algeria	4	-	1	-	-	3
India	2	-	-	-	-	2
Ukraine	2	-	-	2	-	-
Pakistan	1	-	-	-	-	1
Serbia	1	-	-	-	1	-
<b>TOTAL</b>	<b>114</b>	<b>0</b>	<b>1</b>	<b>9</b>	<b>1</b>	<b>103</b>

### Activities of PDCF Medved'ov/Sečovce in I. half of: 2017 and 2018

Activity of PDCF	PDCF Medved'ov		PDCF Sečovce	
	I. half of 2017	I. half of 2018	I. half of 2017	I. half of 2018
Number of placements	70	81	54	202
Number of releases	5	19	46	184
Applications for issue of ETD	17	34	-	-
Applications for issue of ETD for other units	8	17	-	-
Number of ETDs issued for PDCF	16	8	-	-
Number of ETDs issued for other units	1	4	-	-
Escorts related to conducted returns	36	44	9	3
Removal by air with escort	11	9	3	3
Escorts by air of UMs from CH Diaň Medzilaborce for the purpose of the Dublin transfer	-	-	3	-
Other escorts	48	53	29	72
Transports (from CZE to UKR)	12	18	-	-
Assistance by transport from AUT to POL	8	2	-	-

Note:

**Number of placements:** number of all placements (one person may be listed more than once),

**Number of releases:** number of releases according Art. 90/2/b of Act on stay of foreigners or due to reason of relocation to other PDCF (one person may be listed more than once).

## 2.8.5 Return decisions and effective returns

### Overview of return decisions issued in I. half of 2018

Nationality	Total	Illegal migration		Other	
		AR	JR	AR	JR
Ukraine	812	738	63	4	7
Serbia	113	91	8	4	10
Viet Nam	90	80	10	-	-
Moldova	46	46	-	-	-
Bosnia and Herzegovina	15	8	-	5	2
Afghanistan	11	11	-	-	-
Russia	11	11	-	-	-
Azerbaijan	10	10	-	-	-
Pakistan	10	10	-	-	-
Macedonia (FYROM)	9	9	-	-	-
Turkey	8	8	-	-	-
Hungary	5	-	4	1	-
China (PRC)	4	3	-	1	-
Iraq	4	4	-	-	-
Czech Republic	3	-	-	1	2
Georgia	3	3	-	-	-
India	3	3	-	-	-
Romania	3	-	1	1	1
Albania	2	1	1	-	-
Belarus	2	1	-	-	1
Montenegro	2	2	-	-	-
Iran	2	2	-	-	-
Canada	2	2	-	-	-
Korean Republic	2	2	-	-	-
Germany	2	-	-	-	2
Palestine	2	2	-	-	-
Syria	2	1	1	-	-
Algeria	1	1	-	-	-
Benin	1	1	-	-	-
Bulgaria	1	-	-	-	1
Egypt	1	1	-	-	-
Guinea	1	1	-	-	-
Croatia	1	-	-	1	-
South Africa	1	1	-	-	-
Cameroon	1	1	-	-	-
Kyrgyzstan	1	1	-	-	-
Colombia	1	1	-	-	-
Kuwait	1	1	-	-	-
Lebanon	1	1	-	-	-
Lithuania	1	-	-	-	1
Latvia	1	-	1	-	-
Mexico	1	1	-	-	-
Nigeria	1	1	-	-	-
Poland	1	-	-	-	1
United States, USA	1	1	-	-	-
Tajikistan	1	-	1	-	-
Thailand	1	1	-	-	-
<b>TOTAL</b>	<b>1 198</b>	<b>1 062</b>	<b>90</b>	<b>18</b>	<b>28</b>



## Overview of return decisions issued in I. half of 2017

Nationality	Total	Illegal migration		Other	
		AR	JR	AR	JR
Ukraine	832	759	66	4	3
Serbia	129	118	4	5	2
Viet Nam	23	23	-	-	-
Moldova	16	16	-	-	-
Russia	16	12	2	-	2
Iraq	12	11	1	-	-
China (PRC)	8	8	-	-	-
Syria	8	8	-	-	-
Poland	7	-	-	4	3
Romania	7	-	-	5	2
Turkey	7	6	1	-	-
Belarus	5	4	1	-	-
Bosnia and Herzegovina	5	5	-	-	-
Georgia	5	5	-	-	-
Iran	5	4	-	1	-
Hungary	5	-	4	1	-
Czech Republic	4	-	-	2	2
Korean Republic	4	4	-	-	-
Libya	4	4	-	-	-
Macedonia (FYROM)	4	4	-	-	-
Unknown nationality	4	3	1	-	-
Brazil	3	3	-	-	-
Guinea	3	3	-	-	-
Canada	3	3	-	-	-
Mongolia	3	3	-	-	-
Nigeria	3	3	-	-	-
Afghanistan	2	2	-	-	-
India	2	2	-	-	-
Kosovo	2	2	-	-	-
Pakistan	2	2	-	-	-
Albania	1	1	-	-	-
Bangladesh	1	1	-	-	-
Bolivia	1	1	-	-	-
Montenegro	1	-	-	1	-
Croatia	1	-	-	1	-
Morocco	1	1	-	-	-
Mexico	1	1	-	-	-
Germany	1	-	1	-	-
Nepal	1	-	-	1	-
Palestine	1	1	-	-	-
Peru	1	1	-	-	-
Sierra Leone	1	1	-	-	-
United Arab Emirates	1	1	-	-	-
United States, USA	1	1	-	-	-
Tajikistan	1	1	-	-	-
Thailand	1	1	-	-	-
<b>TOTAL</b>	<b>1 149</b>	<b>1 029</b>	<b>81</b>	<b>25</b>	<b>14</b>

**Note:**

Overview contains information on to how many foreigners a decision on removal (AR or JR) was issued during the reference period (more than 1 decision might be issued to one person), regardless of when they have been detained.

- **Illegal migration AR/JR** – foreigners to whom the decision on administrative or judicial removal (AR, JR) was issued for the reasons related to illegal migration (IBC and IS)
- **Other** – foreigners to whom a decision on administrative or judicial removal (AR, JR) has been issued for the reasons, which do not relate to illegal migration (breach or not fulfilling general legal conditions with no connections to illegal migration).

Nationality of each alien in the overview is that one, he/she reported during removal procedure in the SR.

**Overview of effective returns from the SR in I. half of 2018**

Nationality	Total	AR		JR	
		of illegal migration	Other	of illegal migration	Other
Ukraine	756	685	1	63	7
Viet Nam	78	68	-	10	-
Serbia	31	14	1	7	9
Azerbaijan	10	10	-	-	-
Moldova	9	9	-	-	-
Russia	7	7	-	-	-
Afghanistan	6	5	-	1	-
Bosnia and Herzegovina	4	2	-	-	2
Iraq	4	4	-	-	-
Hungary	4	-	-	4	-
Romania	3	-	-	3	-
Turkey	3	3	-	-	-
Belarus	2	1	-	-	1
Czech Republic	2	-	-	1	1
Georgia	2	2	-	-	-
Iran	2	1	-	1	-
Pakistan	2	2	-	-	-
Albania	1	-	-	1	-
Algeria	1	1	-	-	-
Bulgaria	1	-	-	-	1
China (PRC)	1	-	1	-	-
Egypt	1	1	-	-	-
Canada	1	1	-	-	-
Kyrgyzstan	1	1	-	-	-
Korean Republic	1	1	-	-	-
Lebanon	1	1	-	-	-
Lithuania	1	-	-	-	1
Latvia	1	-	-	1	-
Macedonia (FYROM)	1	1	-	-	-
Germany	1	-	-	-	1
Nigeria	1	-	-	1	-
Syria	1	1	-	-	-
Tajikistan	1	-	-	1	-
Thailand	1	1	-	-	-
Tunisia	1	1	-	-	-
<b>TOTAL</b>	<b>943</b>	<b>823</b>	<b>3</b>	<b>94</b>	<b>23</b>

## Overview of effective returns from the SR in I. half of 2017

Nationality	Total	AR		JR	
		of illegal migration	Other	of illegal migration	Other
Ukraine	576	515	1	57	3
Moldova	16	16	-	-	-
Viet Nam	14	14	-	-	-
Serbia	15	6	-	7	2
Russia	13	9	-	2	2
Iraq	8	8	-	-	-
Syria	6	6	-	-	-
Georgia	5	5	-	-	-
Hungary	4	-	-	4	-
Turkey	4	3	-	1	-
Guinea	3	3	-	-	-
Kosovo	3	3	-	-	-
Czech Republic	2	-	-	-	2
India	2	2	-	-	-
Libya	2	2	-	-	-
Morocco	2	2	-	-	-
Mongolia	2	2	-	-	-
Pakistan	2	2	-	-	-
Poland	2	-	-	-	2
Afghanistan	1	1	-	-	-
Belarus	1	-	-	1	-
Bulgaria	1	-	-	1	-
China (PRC)	1	1	-	-	-
Egypt	1	-	-	1	-
Israel	1	-	-	1	-
Cameroon	1	-	-	1	-
Macedonia (FYROM)	1	1	-	-	-
Germany	1	-	-	1	-
Nepal	1	-	1	-	-
Unknown nationality	1	1	-	-	-
Nigeria	1	1	-	-	-
Palestine	1	1	-	-	-
Tajikistan	1	1	-	-	-
<b>TOTAL</b>	<b>695</b>	<b>605</b>	<b>2</b>	<b>77</b>	<b>11</b>

Note:

The overview contains number of all executions of decisions of administrative or judiciary removal from the SR (process of return of alien – regardless whether voluntary or forced), that took place within the reference period, regardless when the person has been apprehended and regardless, when the decision was issued. The overview also contains executions of removal decisions issued by other Member State. The nationality listed is that one valid by the time of execution of the decision.

**Effective returns from the territory of the SR disaggregated by country of return in I. half of: 2017 and 2018**

	Total	OF ILLEGAL MIGRATION		OTHER	
		to third country	to member state	to third country	to member state
I. half of 2017	695	671	11	9	4
I. half of 2018	943	908	9	12	14

**Effective returns of illegal migrants from the territory of the SR to third country in I. half of 2018 by the type of return**

Nationality	Total	FORCED RETURNS			VOLUNTARY RETURNS		
		Via external land border	Via internal land border	By air	Voluntary departure		AVR (IOM)
					After fulfilling obligation to leave the SR	At BCPs - departing from the SR	
Ukraine	748	72	-	-	91	578	7
Viet Nam	78	66	-	-	-	-	12
Serbia	19	-	-	12	2	-	5
Azerbaijan	10	3	-	-	-	-	7
Moldova	9	1	-	-	-	7	1
Afghanistan	6	4	-	2	-	-	-
Russia	6	2	-	-	2	2	-
Iraq	4	2	-	-	-	-	2
Hungary	3	3	-	-	-	-	-
Turkey	3	3	-	-	-	-	-
Bosnia and Herzegovina	2	-	-	-	1	-	1
Georgia	2	-	-	-	-	-	2
Pakistan	2	2	-	-	-	-	-
Albania	1	-	-	1	-	-	-
Belarus	1	1	-	-	-	-	-
Egypt	1	-	-	1	-	-	-
Iran	1	-	-	-	1	-	-
Canada	1	-	-	-	-	-	1
Kyrgyzstan	1	1	-	-	-	-	-
Korean Republic	1	-	-	-	-	-	1
Lebanon	1	-	-	-	-	-	1
Latvia	1	1	-	-	-	-	-
Macedonia (FYROM)	1	-	-	-	-	-	1
Nigeria	1	-	-	1	-	-	-
Romania	1	1	-	-	-	-	-
Syria	1	1	-	-	-	-	-
Tajikistan	1	1	-	-	-	-	-
Thailand	1	-	-	-	1	-	-
Tunisia	1	-	-	-	-	-	1
<b>TOTAL</b>	<b>908</b>	<b>164</b>	<b>0</b>	<b>17</b>	<b>98</b>	<b>587</b>	<b>42</b>

**Effective returns of illegal migrants from the territory of the SR to third country in I. half of 2017 by the type of return**

Nationality	Total	FORCED RETURNS			VOLUNTARY RETURNS		
		Via external land border	Via internal land border	By air	Voluntary departure		AVR (IOM)
					After fulfilling obligation to leave the SR	At BCPs - departing from the SR	
Ukraine	572	66	-	-	158	342	6
Moldova	16	1	-	-	-	15	-
Viet Nam	14	12	-	-	1	-	1
Serbia	13	-	1	9	1	-	2
Russia	9	5	-	2	-	1	1
Iraq	8	-	-	-	-	-	8
Georgia	5	4	-	-	-	-	1
Syria	4	4	-	-	-	-	-
Turkey	4	2	-	1	1	-	-
Kosovo	3	-	-	1	-	-	2
Guinea	2	2	-	-	-	-	-
India	2	1	-	1	-	-	-
Libya	2	2	-	-	-	-	-
Morocco	2	1	-	-	-	-	1
Mongolia	2	2	-	-	-	-	-
Pakistan	2	-	-	-	-	-	2
Afghanistan	1	-	-	-	-	-	1
Belarus	1	1	-	-	-	-	-
China (PRC)	1	-	-	-	-	1	-
Egypt	1	-	-	1	-	-	-
Israel	1	-	-	1	-	-	-
Cameroon	1	-	-	1	-	-	-
Macedonia (FYROM)	1	-	-	1	-	-	-
Hungary	1	1	-	-	-	-	-
Germany	1	1	-	-	-	-	-
Palestine	1	1	-	-	-	-	-
Tajikistan	1	-	-	-	-	1	-
<b>TOTAL</b>	<b>671</b>	<b>106</b>	<b>1</b>	<b>18</b>	<b>161</b>	<b>360</b>	<b>25</b>

Notes:

**Forced return to the third country** is execution of decision on administrative or judiciary removal by the escort carried out by the unit of PF: a) via external land border, b) via internal land border or c) by air to the third country. This kind of execution of decision on AR/JR can also be a readmission, if the person is handed over according the readmission agreement.

**Voluntary departure to the third country is:** a) voluntary fulfilling the obligation to leave the territory of the SR within the period mentioned in the decision on AR due to IS detected inland (fulfilling of obligation is recorded at the BCP; or b) leave of the territory of the SR due to IS detected at the BCP at departure from SR, for which a decision on AR has been issued.

**Effective returns of illegal migrants from the territory of the SR to other Member State in I. half of 2018 by the type of return**

Nationality	Total	Readmission	Dublin regulation	Other way of effective return
Serbia	2	-	-	2
Romania	2	-	-	2
Algeria	1	-	-	1
Czech Republic	1	-	-	1
Iran	1	-	1	-
Hungary	1	-	-	1
Russia	1	-	-	1
<b>TOTAL</b>	<b>9</b>	<b>0</b>	<b>1</b>	<b>8</b>

**Effective returns of illegal migrants from the territory of the SR to other Member State in I. half of 2017 by the type of return**

Nationality	Total	Readmission	Dublin regulation	Other way of effective return
Hungary	3	-	-	3
Russia	2	-	-	2
Syria	2	-	-	2
Bulgaria	1	-	-	1
Guinea	1	-	1	-
Unknown nationality	1	1	-	-
Nigeria	1	-	1	-
<b>TOTAL</b>	<b>11</b>	<b>1</b>	<b>2</b>	<b>8</b>

Note:

Types of return in accordance with readmission agreement and Dublin regulation are considered as forced returns.

Effective returns in accordance with Dublin Regulation regard only those Dublin transfers based on decisions on administrative or judiciary returns.

**Other way of effective return** – execution of decision on AR or JR might be carried out as: a) escort by Police unit to the territory of other member state, if the alien, to whom a decision on AR/JR was issued, has valid residence permit or is authorized to stay on the territory of respective member state (country of return) or based on European arrest warrant; b) as voluntarily fulfilling the obligation to leave within the period stated in the decision on AR to a member state out of Schengen area based on detection of unauthorized stay inland or at the BCP when departing from the territory of SR.

## 2.9 Unauthorized transport of cigarettes through external border

Overview of number of detected smuggled cigarettes through the external border (Art. 279 CC) by individual months of I. half of 2018

Month	Total number of cigarettes	Land border			Airports		
		Total	Thereof:		Total	Thereof:	
			from SR	to SR		from SR	to SR
January	35 980	35 980	-	35 980	-	-	-
February	920	920	-	920	-	-	-
March	106 515	106 515	-	106 515	-	-	-
April	152 200	152 200	-	152 200	-	-	-
May	47 520	47 520	-	47 520	-	-	-
June	5 220	5 220	-	5 220	-	-	-
<b>TOTAL</b>	<b>348 355</b>	<b>348 355</b>	<b>0</b>	<b>348 355</b>	<b>0</b>	<b>0</b>	<b>0</b>

Smuggled cigarettes detected by units of DBFP Sobrance in I. half of 2018 by place of detection

		Number of cases	Number of cigarettes	Value in €
<b>Cigarettes detected at BCPs</b>		<b>13</b>	<b>147 755</b>	<b>20 846,55</b>
Thereof:	In cars	1	4 300	612,90
	In trains	3	140 200	19 769,70
	Among personal belongings	9	3 255	463,95
<b>Cigarettes detected Inland</b>		<b>9</b>	<b>200 600</b>	<b>24 690,68</b>
Thereof:	In cars	5	51 400	5 140,33
	Among personal belongings	1	44 200	6 369,04
	In forest	1	5 000	494,75
	In river	2	100 000	12 686,56
<b>TOTAL</b>		<b>22</b>	<b>348 355</b>	<b>45 537,23</b>

**Smuggled cigarettes detected by individual units of DBAP Sobrance in I. half of 2018 by place of detection**

		<b>Number of cases</b>	<b>Number of cigarettes</b>	<b>Value in €</b>
<b>BCU PF Zboj</b>		-	-	-
<b>BCU PF Topoľa</b>		-	-	-
<b>BCU PF Ulič</b>		-	-	-
<b>BCU PF Vyšné Nemecké</b>		-	-	-
<b>BCU PF Ubľa</b>		<b>5</b>	<b>7 460</b>	<b>1 080,94</b>
Thereof:	Inland in cars	1	920	148,76
	At the BCP in cars	1	4 300	612,90
	At the BCP among personal belongings	3	2 240	319,28
<b>BCU PF Podhorod'</b>		-	-	-
<b>BCU PF Petrovce</b>		-	-	-
<b>BCU PF Mat'ovské Vojkovce</b>		<b>2</b>	<b>92 400</b>	<b>13 132,88</b>
Thereof:	At the BCP in trains	1	32 400	4 404,32
	Inland in river	1	60 000	8 728,56
<b>BCU PF Veľké Slemence</b>		<b>7</b>	<b>6 015</b>	<b>639,42</b>
Thereof:	Inland in forest	1	5 000	494,75
	At the BCP among personal belongings	6	1 015	144,67
<b>BCU PF Čierna nad Tisou</b>		<b>4</b>	<b>155 280</b>	<b>20 063,53</b>
Thereof:	At the BCP in trains	2	107 800	15 365,38
	Inland in river	1	40 000	3 958,00
	Inland in cars	1	7 480	740,15
<b>MIU PF DBFP Sobrance</b>		<b>4</b>	<b>87 200</b>	<b>10 620,46</b>
Thereof:	Inland in cars	3	43 000	4 251,42
	Inland among personal belongings	1	44 200	6 369,04
<b>TOTAL</b>		<b>22</b>	<b>348 355</b>	<b>45 537,23</b>



## 2.10 Positive hits in Police databases

Overview of number of apprehended persons, vehicles and items based on searching in police databases in I. half of 2018

		Total	Thereof:				
			DBFP Bratislava	DBFP B. Bystrica	DBFP Prešov	DBFP Sobrance	
persons	<b>Total</b>	<b>1 134</b>	<b>214</b>	<b>1</b>	<b>87</b>	<b>832</b>	
	SIS	Third country nationals	746	35	-	11	700
		EU nationals	258	128	-	27	103
	PATROS and INTERPOL	Third country nationals	50	22	-	10	18
		EU nationals	80	29	1	39	11
vehicles	<b>Total</b>	<b>69</b>	<b>0</b>	<b>0</b>	<b>0</b>	<b>69</b>	
	PATRMV and INTERPOL	2	-	-	-	2	
	SIS	67	-	-	-	67	
items (including documents)	<b>Total</b>	<b>256</b>	<b>63</b>	<b>0</b>	<b>17</b>	<b>176</b>	
	PATRDOC and INTERPOL	129	32	-	13	84	
	SIS	127	31	-	4	92	
persons, vehicles and items	<b>Total</b>	<b>16</b>	<b>0</b>	<b>0</b>	<b>0</b>	<b>16</b>	
	IBO	16	-	-	-	16	

Overview of number of apprehended persons, vehicles and items based on searching in police databases in I. half of 2017

		Total	Thereof:				
			DBAP Bratislava	DBAP B. Bystrica	DBAP Prešov	DBAP Sobrance	
persons	<b>Total</b>	<b>577</b>	<b>125</b>	<b>5</b>	<b>124</b>	<b>323</b>	
	SIS	Third country nationals	218	27	1	14	176
		EU nationals	232	55	-	55	122
	PATROS and INTERPOL	Third country nationals	21	1	4	3	13
		EU nationals	106	42	-	52	12
vehicles	<b>Total</b>	<b>254</b>	<b>0</b>	<b>0</b>	<b>0</b>	<b>254</b>	
	PATRMV and INTERPOL	6	-	-	-	6	
	SIS	248	-	-	-	248	
items (including documents)	<b>Total</b>	<b>144</b>	<b>29</b>	<b>1</b>	<b>17</b>	<b>97</b>	
	PATRDOC and INTERPOL	63	9	-	12	42	
	SIS	81	20	1	5	55	
persons, vehicles and items	<b>Total</b>	<b>12</b>	<b>1</b>	<b>0</b>	<b>0</b>	<b>11</b>	
	IBO	12	1	-	-	11	



**Processed by:**

**Risk Analysis and Coordination Department**

**Bureau of Border and Foreign Police**

**Presidium of the Police Force**

**Ružinovská 1/B, 812 72 Bratislava**

**Tel: +421961050770, Fax: +421961059170**

**Email: [uhcp@minv.sk](mailto:uhcp@minv.sk)**

**[oark.uhcp@minv.sk](mailto:oark.uhcp@minv.sk)**

**Internet: <http://www.minv.sk/?foreign-police>**

**Intranet: <http://info.minv.sk/pz/uhcp/Stranky/uvod.aspx>**