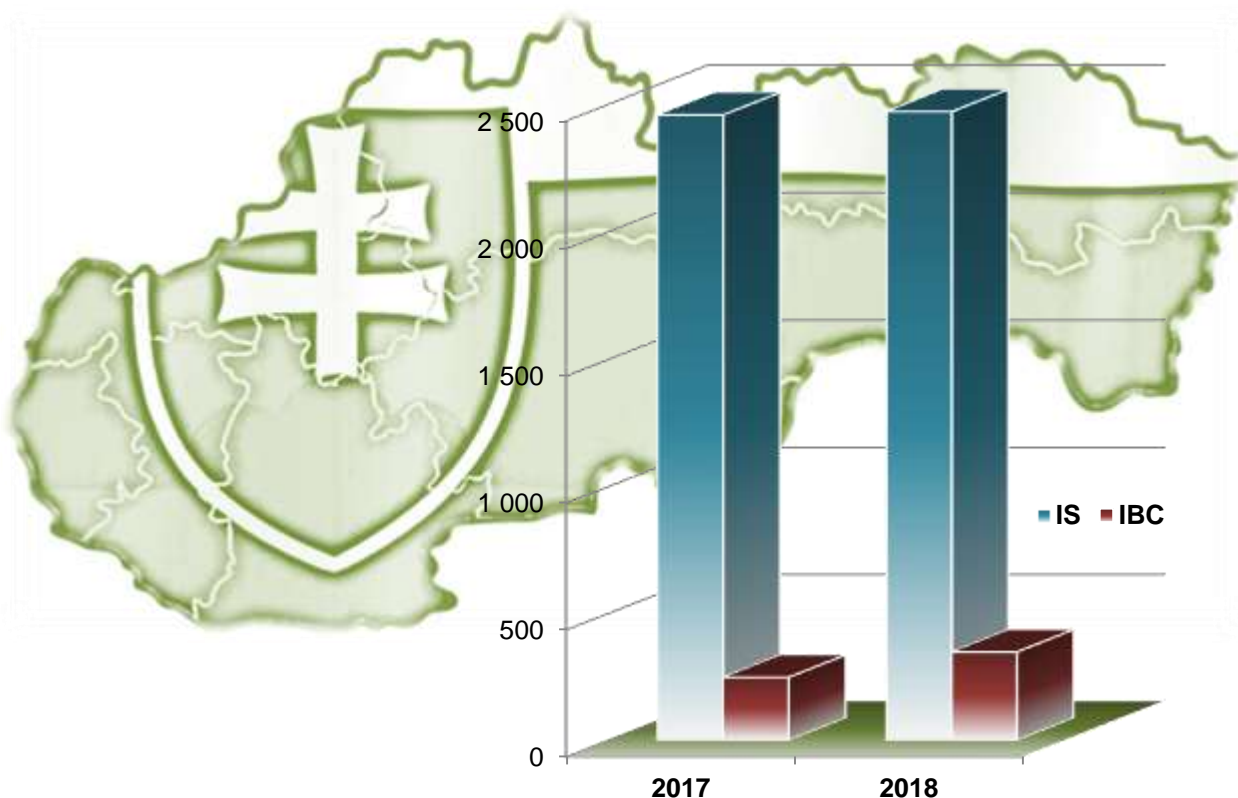


Presidium of the Police Force
Bureau of Border and Foreign Police

Statistical Overview of Legal and Illegal Migration in the Slovak Republic



2018

CONTENT

- 1 LEGAL MIGRATION 7**
 - 1.1 Legal migration by Border Type 7
 - 1.2 Stay of Foreigners in Slovak Republic..... 9
 - 1.3 Visas..... 21

- 2 ILLEGAL MIGRATION..... 26**
 - 2.1 Illegal Crossings of State Border of the Slovak Republic..... 32
 - 2.2 Illegal stay on the territory of the Slovak Republic 43
 - 2.3 Unaccompanied minors apprehended for IBC and IS 68
 - 2.4 Asylum applications 69
 - 2.5 False Travel, Residence and other documents 74
 - 2.6 Refusal of entry..... 79
 - 2.7 Facilitation of illegal immigration and trafficking in human beings..... 86
 - 2.8 Return Policy and Persons Taken over to the SR 90
 - 2.8.1 Readmission 90
 - 2.8.2 Voluntary returns..... 94
 - 2.8.3 Dublin transfers..... 96
 - 2.8.4 Police Detention Centres for Foreigners..... 99
 - 2.8.5 Return decisions and effective returns 102
 - 2.9 Unauthorized transport of cigarettes through external border..... 112
 - 2.10 Positive hits in Police databases 114

LIST OF ABBREVIATIONS

AR – administrative removal
AU PF – Asylum Unit of the Police Force
AVR – assisted voluntary return
BBFP – Bureau of Border and Foreign Police
BCP – Border Crossing Point
BCS – Border Crossing Stamp
BCU PF – Border Control Unit of the Police Force
CC – Criminal Code (Act No. 300/2005 Coll. the Penal Code as amended)
CH – children’s home
CVAD – Central Visa Authority Department
DAU – Document Analysis Unit
DBFP – Directorate of Border and Foreign Police
DD PF – District Directorate of the Police Force
EC – European Community
ETD – Emergency Travel Document
EU – European Union
FPD – Foreign Police Department of the Bureau of Border and Foreign Police
FPU PF – Foreign Police Unit of the Police Force
GC SR – General consulate of the SR
IBC – Illegal Border Crossing
IBO – Registry of blocked persons, vehicles and items at the Border Crossing Points
IDC – Identity Card
IOM – International Organization for Migration
IS – Illegal Stay
JR – Judicial Removal
MFA – Ministry of Foreign and European Affairs of the SR
MIU PF – Mobile Intervention Unit of the Police Force
MO MOI – Migration Office of the Ministry of Interior of the SR
MOI – Ministry of Interior of the SR
MU PF – Mobile Unit of the Police Force
NUCIM – National Unit for Combating Illegal Migration
NVIS – National Visa Information System
P PF – Presidium of the Police Force
PATRDOC – Registry of Stolen and Lost Documents
PATRMV – Registry of stolen vehicles
PATROS – Registry of Wanted and Missing Persons
PDCF – Police Detention Centre for Foreigners
PF – Police Force
RP – Residence Permit
SIS – Schengen Information System
SR – Slovak Republic
TD – travel document
UM - unaccompanied minor
VIS – Visa Information System

DEFINITIONS OF TERMS USED

a) Internal borders - are sections of the state border of the SR, which represent the common land borders among the member states of Schengen area – what comprises sections of the state border of the SR with Austria, Hungary, Czech Republic, Poland and airports for intra-Schengen flights (flights to territory of member states or from their territory only, and without landing on a territory of third country),

b) External borders - are sections of the state border of the SR, which represent the common land border with non-member state, and airports, if they are not internal borders; what comprises **land border** – state border of the SR with Ukraine, and **airports**,

c) Illegal border crossing – external border (land, air) – this category includes all cases of foreigners, who attempted to cross or crossed the state border of SR illegally, regardless of direction, wherein the time period between crossing and apprehension is less than 48 hours and they were apprehended by police patrol performing border control tasks.

This category also includes cases of readmission wherein s had been apprehended out of the territory of SR by foreign authority and were returned to SR according readmission agreement after IBC from SR,

d) Illegal stay on territory of the SR – this category includes foreigners who were found illegally on the territory of the SR (stay is not in compliance with national legislation and/or international agreement); regardless the fact of entering SR legally or illegally, or this was discovered during border check at the point of departure from SR, except of IBC.

Disaggregation of illegal stay:

- Inland:

- **After legal entry to the SR** – this category includes foreigners who were apprehended inland for their illegal stay and who had entered (could enter) territory of the SR legally, but at the time of detection it came out that they are staying illegally within territory of the SR (overstayers with expired visa or residence permit, illegal work),
- **After illegal entry to the SR** – this category includes foreigners who were apprehended inland for illegal stay and who had entered territory of the SR illegally,
- **After unknown entry to the SR** – this category includes foreigners who were apprehended inland for illegal stay, but there is no evidence whether their entry to the SR was legal or illegal,

- **At the BCP at exit from the SR** broken down to land border and airports (extra-Schengen flights) – this category includes foreigners whose illegal stay was detected during border check at BCP when exiting the territory of the SR to third country,

- **After readmission from other member state** – this category includes foreigners who were apprehended outside the territory of the SR by authority of other country and who were returned to the SR according Dublin Regulation and who has not previously been apprehended on the territory of the SR for illegal stay or according Readmission agreements,

e) Refusal of entry of third country national – this category includes third country nationals (except of family members of EU nationals) who were refused to enter the territory of the SR due to reasons listed in Article 14 Regulation (EU) 2016/399 of the European Parliament and of the Council of 9 March 2016 on a Union Code on the rules governing the movement of persons across borders (Schengen Borders Code),

f) Refusal of entry of EU national and family member of EU national – this category includes EU nationals and family members of EU national who were refused to enter the territory of the SR according provisions of Article 11 of Act on stay of foreigners (Act of the National Assembly of the SR No. 404/2011 coll.),

g) Foreign – A foreigner shall be understood as everyone who is not the state citizen of the Slovak Republic,

h) EU national - is everyone who is not a SR national and who is a Member state national (Member state is an EU member state, other state that is part of Agreement on European Economic Area and Switzerland),

i) Third country national - is everyone who is not the SR national and not the EU national (this category also includes stateless persons),

j) Illegal migrant - is a person apprehended for illegal state border crossing or illegal stay,

k) Readmission related to illegal migration – is handing over and taking over of foreigners according readmission agreements if this person previously crossed state border of the SR illegally or stayed within the territory of the SR illegally after illegal entry,

l) Visa – means an authorization issued by a Member state of the Schengen area with a view to transit through or an intended stay in the territory of the Member States. Type of visa is defined as follows:

- **Schengen visa type A (Airport transit visa)** – means a visa valid for transit through the international transit areas of one or more airports of the Member States,

- **Schengen visa type C (uniform visa, visa with limited territorial validity)** – means an authorization issued by a Member state of the Schengen area to transit through or an intended stay in the territory of the Member States of a duration of no more than 90 days in any 180 days period and to transit through the international transit areas of airports of the Member States,

- **National visa type D (long-term visa)** – means an authorization issued by a Member state of the Schengen area which is required for entry with a view to intended stay in the territory of this Member state for a period of more than three months but not more than one year.

1 LEGAL MIGRATION

1.1 Legal migration by Border Type

Overview of persons and vehicles having crossed the external borders legally at border crossing points by the direction of crossing in 2017 and 2018

		2017		2018		
		from SR	to SR	from SR	to SR	
LAND BORDER	Number of persons by direction of crossing in total		1 233 582	1 246 469	1 380 462	1 325 754
	Thereof:	EU nationals and Slovak nationals	467 695	466 334	411 698	404 724
		Third country nationals	765 887	780 135	968 764	921 030
	Total number of persons		2 480 051		2 706 216	
	Total number of vehicles by direction of crossing		410 135	402 975	392 379	371 977
	Thereof:	Passenger cars	340 812	329 338	321 887	301 213
		Buses	6 857	6 960	8 301	8 491
		Trucks	55 637	59 858	55 430	55 507
		Passenger trains	1 460	1 460	1 464	1 462
		Cargo trains	5 369	5 359	5 297	5 304
Total number of vehicles		813 110		764 356		
AIRPORTS	Total number of persons by direction of crossing		775 278	772 446	975 524	963 967
	Thereof:	EU nationals and Slovak nationals	658 215	654 602	837 372	829 877
		Third country nationals	117 063	117 844	138 152	134 090
	Total number of persons		1 547 724		1 939 491	
	Total number of aircrafts by direction of crossing		6 638	6 632	7 640	7 631
Total number of aircrafts		13 270		15 271		
Total number of persons		4 027 775		4 645 707		
Total number of vehicles		826 380		779 627		

Note:

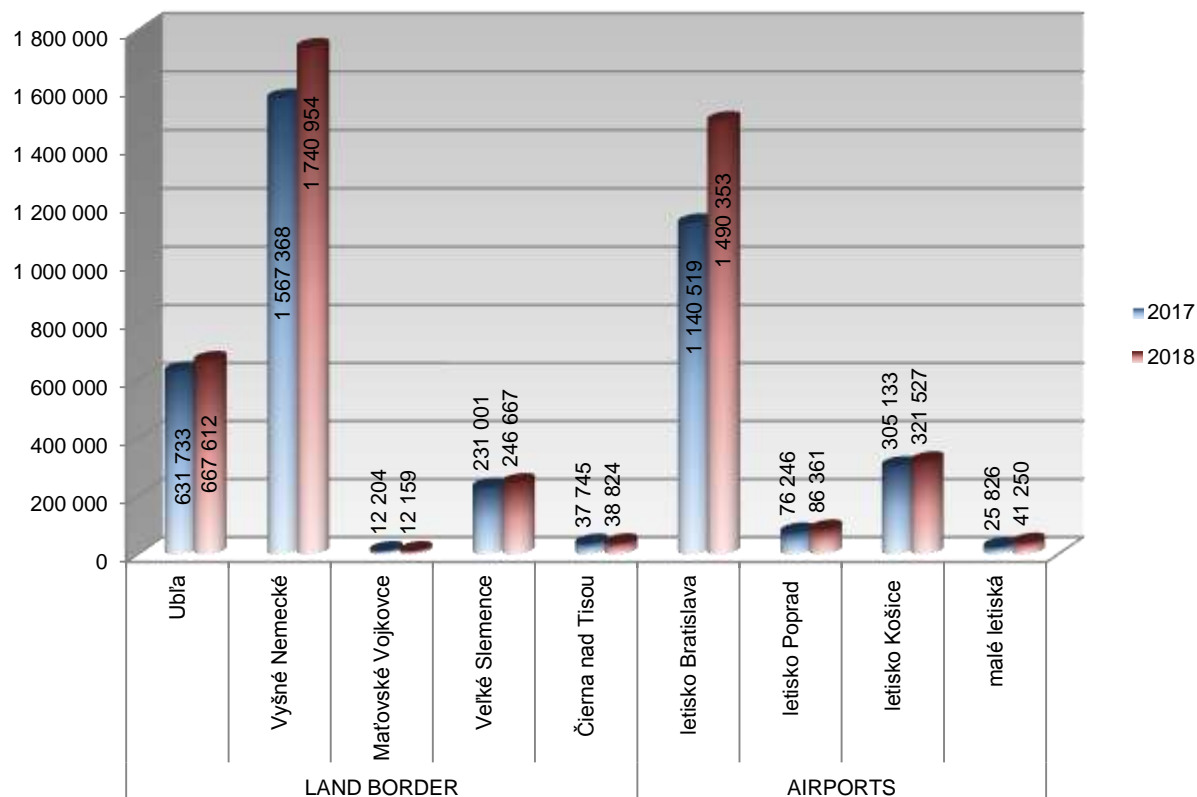
In case of airports, only passengers of non-Schengen flights are included.

Overview of persons and vehicles having crossed the external border legally by individual BCPs during 2017 and 2018

		2017		2018	
		Persons	Vehicles	Persons	Vehicles
LAND BORDER	Ubl'a	631 733	234 256	667 612	219 535
	Vyšné Nemecké	1 567 368	565 206	1 740 954	531 294
	Maťovské Vojkovce	12 204	6 665	12 159	6 660
	Veľké Slemence	231 001	-	246 667	-
	Čierna nad Tisou	37 745	6 983	38 824	6 867
AIRPORTS	Bratislava Airport	1 140 519	9 601	1 490 353	11 914
	Poprad Airport	76 246	577	86 361	587
	Košice Airport	305 133	2 695	321 527	2 311
	small airports*	25 826	397	41 250	459
TOTAL		4 027 775	826 380	4 645 707	779 627

* small airports Piešťany(PZY), Sliac(SLD), Nitra(LZNI), Žilina(ILZ) and Prievidza(LZPE) are small airports BCPs according Reg. EU C 134

Overview of persons having crossed the external border legally by individual BCPs during 2017 a 2018



1.2 Stay of Foreigners in Slovak Republic

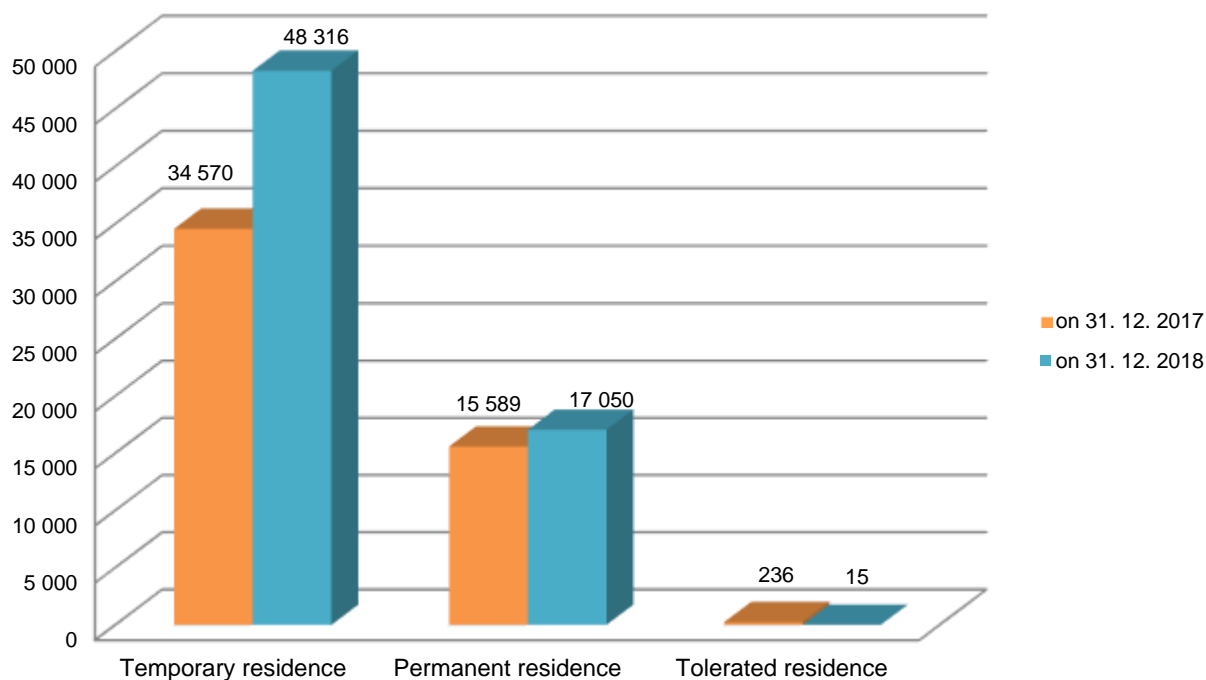
Number of valid residence permits on 31. 12. 2017 and on 31. 12. 2018

Nationality type	on 31. 12. 2017	on 31. 12. 2018
Third country nationals	50 395	65 381
EU nationals	54 056	55 883
TOTAL	104 451	121 264

Number of valid residence permits for third country nationals on 31. 12. 2017 and on 31. 12. 2018 by type of residence

Type of residence	on 31. 12. 2017	on 31. 12. 2018
Temporary residence	34 570	48 316
Permanent residence	15 589	17 050
Tolerated residence	236	15
TOTAL	50 395	65 381

Number of valid residence permits for third country nationals on 31. 12. 2017 and on 31. 12. 2018 by type of residence



TOP 40 nationalities with valid residence permit on 31. 12. 2018 - third country nationals

Nationality	on 31. 12. 2018			
	Total number of permits	Thereof:		
		Temporary	Permanent	Tolerated
Ukraine	24 913	20 543	4 369	1
Serbia	14 208	13 477	730	1
Russia	4 698	2 444	2 250	4
Viet Nam	4 008	2 264	1 744	-
China	2 561	898	1 663	-
Korean Republic	1 618	1 041	577	-
Iran	1 426	1 287	139	-
Macedonia (FYROM) (FYROM)	1 301	736	565	-
United States, USA	1 010	397	612	1
Turkey	691	402	289	-
Bosnia and Herzegovina	674	543	131	-
India	627	460	167	-
Belarus	503	296	207	-
Thailand	439	265	174	-
Kazakhstan	416	309	107	-
Syria	399	256	143	-
Israel	384	303	81	-
Egypt	337	105	232	-
Brazil	277	151	126	-
Afghanistan	239	122	116	1
Iraq	225	90	135	-
Japan	224	137	86	1
Mexico	218	83	135	-
Moldova	209	135	74	-
Georgia	205	159	46	-
Philippines	188	96	92	-
Albania	181	47	134	-
Canada	172	70	102	-
Libya	169	104	65	-
Tunisia	161	8	153	-
Lebanon	144	55	89	-
Nigeria	144	39	105	-
Armenia	135	76	57	2
Kyrgyzstan	117	99	18	-
Australia	115	17	98	-
Azerbaijan	111	93	18	-
Palestine	103	57	46	-
Kosovo	90	18	72	-
South Africa	83	26	57	-
Algeria	77	12	65	-
Other nationalities	1 581	596	981	4
TOTAL	65 381	48 316	17 050	15

TOP 40 nationalities with valid residence permit on 31. 12. 2017 - third country nationals

Nationality	on 31. 12. 2018			
	Total number of permits	Thereof:		
		Temporary	Permanent	Tolerated
Ukraine	16 102	12 135	3 923	44
Serbia	10 608	9 972	621	15
Russia	4 331	2 271	2 050	10
Viet Nam	3 609	1 876	1 710	23
China	2 473	924	1 548	1
Korean Republic	1 615	1 098	517	-
Iran	1 353	1 248	105	-
Macedonia (FYROM)	1 030	498	526	6
United States, USA	950	389	558	3
Turkey	616	341	271	4
India	476	318	154	4
Belarus	442	250	190	2
Israel	408	331	76	1
Syria	392	274	113	5
Thailand	382	235	147	-
Egypt	337	117	217	3
Kazakhstan	297	208	88	1
Bosnia and Herzegovina	296	172	120	4
Brazil	245	127	118	-
Iraq	240	96	136	8
Afghanistan	236	119	112	5
Japan	199	122	77	-
Mexico	191	75	114	2
Philippines	172	89	81	2
Libya	164	106	56	2
Moldova	156	58	77	21
Albania	151	36	114	1
Tunisia	151	8	142	1
Canada	146	57	86	3
Nigeria	141	34	102	5
Lebanon	130	46	84	-
Armenia	118	60	57	1
Azerbaijan	112	92	18	2
Australia	105	20	85	-
Palestine	97	56	41	-
Georgia	96	50	43	3
Kosovo	87	20	67	-
Kyrgyzstan	81	64	17	-
Cuba	76	6	69	1
Algeria	74	11	63	-
Other nationalities	1 510	561	896	53
TOTAL	50 395	34 570	15 589	236

Number of valid residence permits for third country nationals on 31. 12. 2017 and on 31. 12. 2018 by region and type of residence

		on 31. 12. 2017	on 31. 12. 2018
Bratislava region		20 539	24 929
Thereof:	Temporary residence	14 710	18 512
	Permanent residence	5 720	6 411
	Tolerated residence	109	6
Trnava region		5 812	8 766
Thereof:	Temporary residence	4 409	7 229
	Permanent residence	1 346	1 535
	Tolerated residence	57	2
Košice region		6 285	7 661
Thereof:	Temporary residence	3 965	5 191
	Permanent residence	2 305	2 467
	Tolerated residence	15	3
Nitra region		4 289	5 658
Thereof:	Temporary residence	2 685	4 036
	Permanent residence	1 583	1 621
	Tolerated residence	21	1
Prešov region		4 033	5 553
Thereof:	Temporary residence	2 527	3 880
	Permanent residence	1 497	1 671
	Tolerated residence	9	2
Banská Bystrica region		3 455	4 492
Thereof:	Temporary residence	2 348	3 338
	Permanent residence	1 101	1 153
	Tolerated residence	6	1
Žilina region		3 509	4 394
Thereof:	Temporary residence	2 373	3 195
	Permanent residence	1 125	1 199
	Tolerated residence	11	-
Trenčín region		2 473	3 928
Thereof:	Temporary residence	1 553	2 935
	Permanent residence	912	993
	Tolerated residence	8	-
Total		50 395	65 381
Thereof:	Temporary residence	34 570	48 316
	Permanent residence	15 589	17 050
	Tolerated residence	236	15

Number of EU nationals with valid registration for residence on 31. 12. 2018

Nationality	on 31. 12. 2018
	Number of registrations
Czech Republic	10 970
Hungary	8 503
Romania	7 420
Poland	5 872
Germany	4 568
Italy	2 948
Austria	2 420
United Kingdom	2 369
Bulgaria	1 755
France	1 526
Croatia	1 319
Spain	1 189
Greece	791
Netherlands	601
Norway	593
Portugal	476
Belgium	413
Slovenia	329
Sweden	292
Switzerland	289
Ireland	263
Latvia	213
Denmark	199
Lithuania	187
Finland	155
Iceland	70
Cyprus	56
Estonia	47
Malta	33
Luxembourg	14
Liechtenstein	3
TOTAL	55 883

Number of EU nationals with valid registration for residence on 31. 12. 2017

Nationality	on 31. 12. 2017
	Number of registrations
Czech Republic	10 663
Hungary	8 057
Romania	7 149
Poland	5 748
Germany	4 562
Italy	2 931
Austria	2 374
United Kingdom	2 186
Bulgaria	1 710
France	1 451
Croatia	1 273
Spain	1 060
Greece	754
Netherlands	586
Norway	563
Portugal	442
Belgium	440
Slovenia	336
Sweden	292
Switzerland	255
Ireland	242
Denmark	211
Latvia	207
Lithuania	182
Finland	164
Iceland	75
Cyprus	53
Estonia	39
Malta	31
Luxembourg	18
Liechtenstein	2
TOTAL	54 056

Number of valid residence permits of foreigners on k 31. 12. 2018 – TOP 10

Temporary residence		Permanent residence		Tolerated residence	
Nationality	Number	Nationality	Number	Nationality	Number
Ukraine	20 543	Czech Republic	10 970	Russia	4
Serbia	13 477	Hungary	8 503	Armenia	2
Russia	2 444	Romania	7 420	Ukraine	1
Viet Nam	2 264	Poland	5 872	Serbia	1
Iran	1 287	Germany	4 568	United States, USA	1
Korean Republic	1 041	Ukraine	4 369	Afghanistan	1
China	898	Italy	2 948	Japan	1
Macedonia (FYROM)	736	Austria	2 420	Pakistan	1
Bosnia and Herzegovina	543	United Kingdom	2 369	Democratic Republic of the Congo	1
India	460	Russia	2 250	Uruguay	1
Other nationalities	4 623	Other nationalities	21 244	Other nationalities	1
TOTAL	48 316	TOTAL	72 933	TOTAL	15

Number of valid residence permits of foreigners on 31. 12. 2017 – TOP 10

Temporary residence		Permanent residence		Tolerated residence	
Nationality	Number	Nationality	Number	Nationality	Number
Ukraine	12 135	Czech Republic	10 643	Ukraine	44
Serbia	9 972	Hungary	8 049	Viet Nam	23
Russia	2 271	Romania	7 141	Moldova	21
Viet Nam	1 876	Poland	5 746	Serbia	15
Iran	1 248	Germany	4 561	Russia	10
Korean Republic	1 098	Ukraine	3 923	Pakistan	10
China	924	Italy	2 929	Iraq	8
Macedonia (FYROM)	498	Austria	2 373	Macedonia (FYROM)	6
United States, USA	389	United Kingdom	2 184	Syria	5
Turkey	341	Russia	2 050	Afghanistan	5
Other nationalities	3 818	Other nationalities	20 046	Other nationalities	89
TOTAL	34 570	TOTAL	69 645	TOTAL	236

Number of valid residence permits of third country nationals on 31. 12. 2017 and on 31. 12. 2018 by purpose of residence

Temporary residence		
Purpose of residence	on 31. 12. 2017	on 31. 12. 2018
Employment	7 272	15 387
Slovak living abroad	9 283	10 921
Business	6 112	8 062
Family reunion	6 910	7 672
Study	3 924	5 102
Specific activity – Sport	450	513
Subsidiary protection	177	159
Specific activity- Volunteering	118	140
Specific activity – Programmes approved by SR government or the EU	81	79
Specific activity – Lecturing	67	76
Other purposes of temporary residence	176	205
TOTAL	34 570	48 316

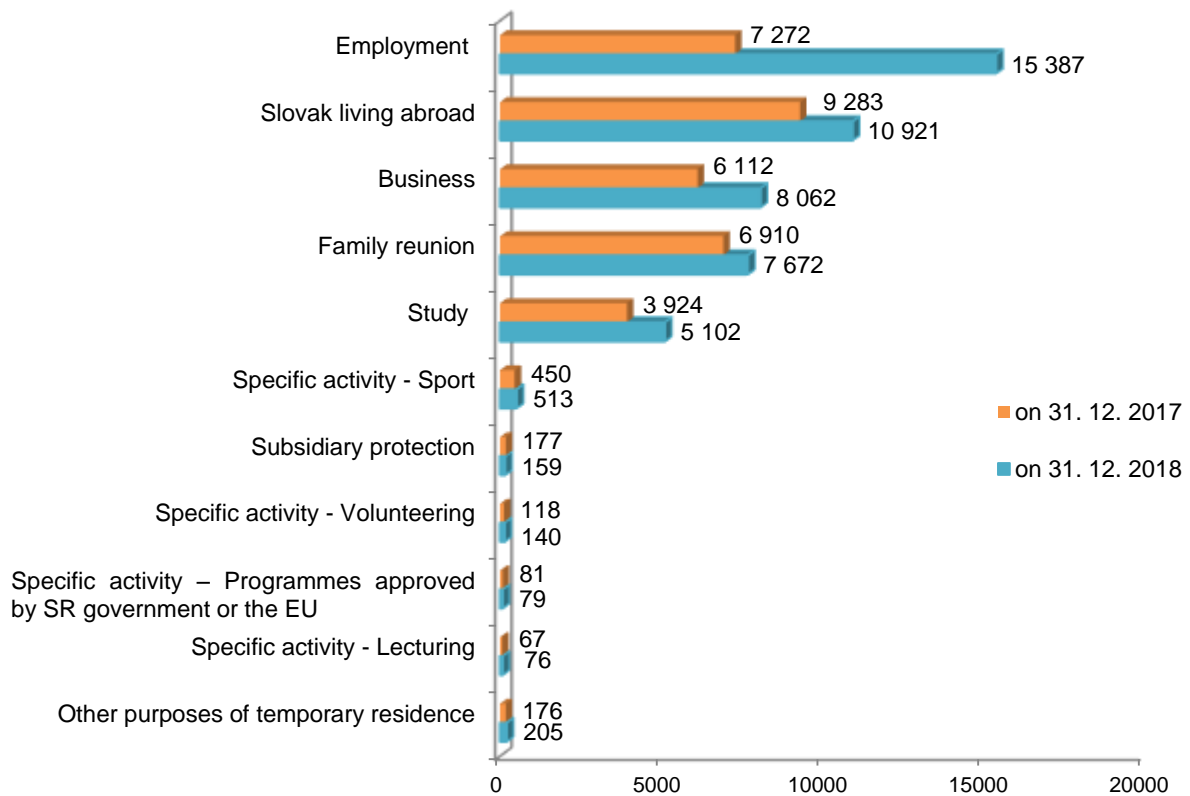
Permanent residence		
Purpose of residence	on 31. 12. 2017	on 31. 12. 2018
Long term residence	6 322	7 177
Permanent residence (unlimited)	5 103	5 432
Permanent residence (for 5 years)	2 951	2 988
Family member of EU national	807	1 017
Refugee	301	289
Family member of EU national – permanent	105	147
TOTAL	15 589	17 050

Tolerated residence		
Purpose of residence	on 31. 12. 2017	on 31. 12. 2018
Respecting for foreigner's personal and family life	13	11
Illegal employment	-	2
Unaccompanied minor	3	1
International commitments of the Slovak Republic	-	1
Prison sentence execution or period of imprisonment - on 30. 06. 2018 is not considered to be a legal stay*	173	-
Exit of foreigner is impossible and his/her detention is inefficient - on 30. 06. 2018 is not considered to be a legal stay*	43	-
Obstacle to administrative expulsion - on 30. 06. 2018 is not considered to be a legal stay*	4	-
TOTAL	236	15

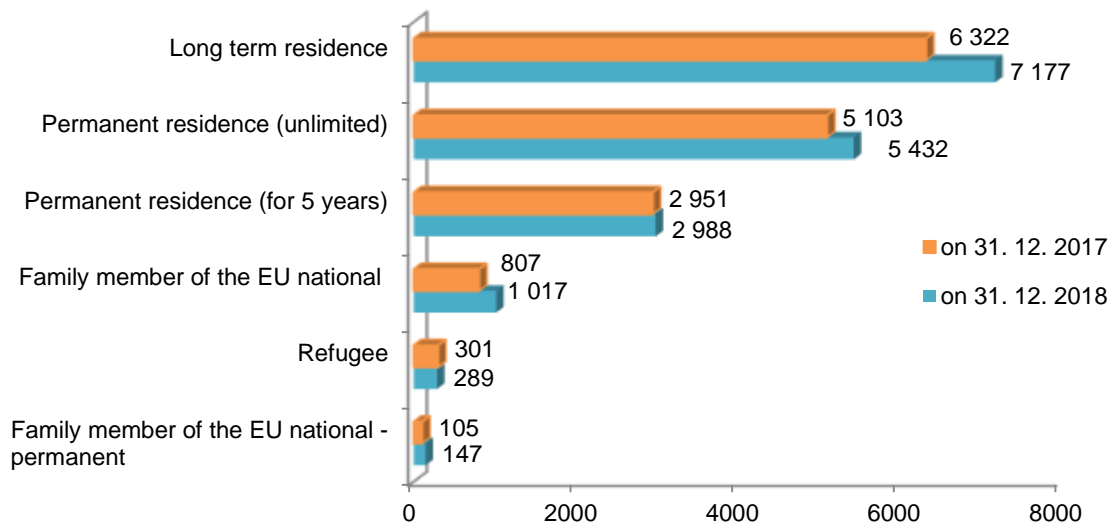
* With effect from the amendment to the Act on stay of foreigners valid as of 01.05.2018, the said purposes are not considered to be a legal stay in accordance with Article 61/a of the Act on stay of foreigners.

Number of valid residence permits of third country nationals on 31. 12. 2017 and on 31. 12. 2018 by purpose of residence

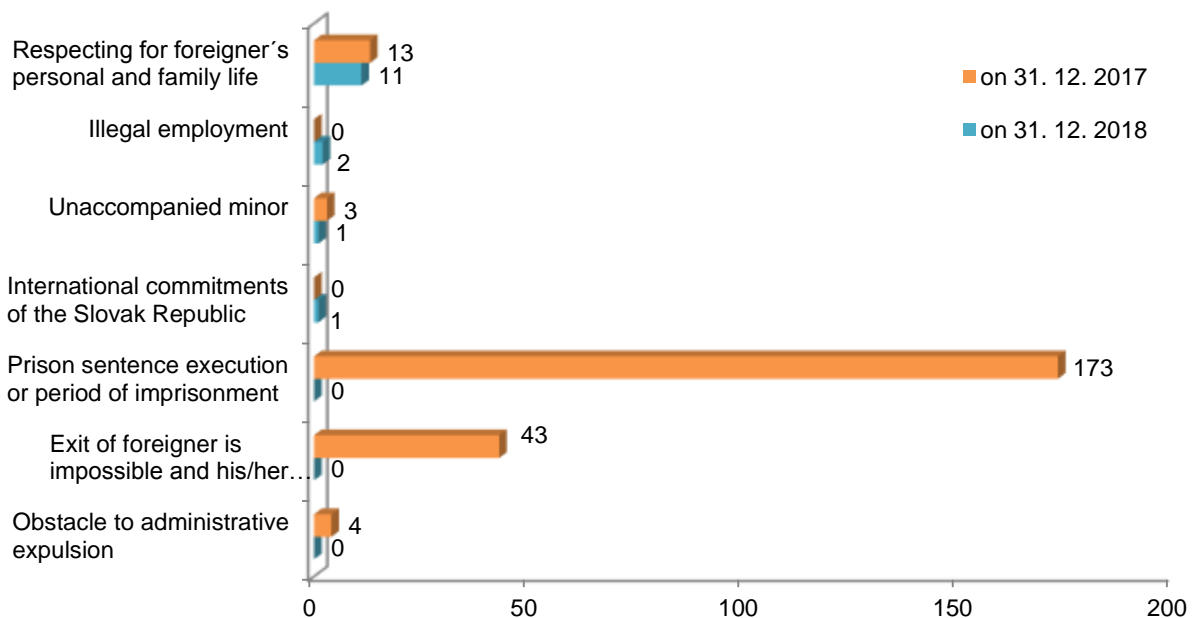
Temporary residence - most frequent purposes of temporary residence of third country nationals on 31. 12. 2017 and on 31. 12. 2018



**Permanent residence of third country nationals
on 31. 12. 2017 and on 31. 12. 2018**



**Tolerated residence of third country nationals on 31. 12. 2017 and
on 31. 12. 2018 by purpose of residence**



Number of residence permits granted to foreigners in 2017 and 2018

Nationality type	2017	2018
Third country nationals	22 912	32 048
EU nationals	6 601	6 633
TOTAL	29 513	38 681

Note:

Granted residence permit – includes granted, renewed residence permits and validity extensions of residence permits within the period from 1st January to 31st December of respective year.

Number of valid residence permits granted to third country nationals in 2017 and 2018 by type of residence

Type of residence	2017	2018
Temporary residence	20 480	29 474
Permanent residence	2 282	2 541
Tolerated residence	150	33
TOTAL	22 912	32 048

Top 20 nationalities whom the residence permit was granted in 2018 – third country nationals

Nationality	2018			
	Total number of permits	Thereof:		
		Temporary	Permanent	Tolerated
Ukraine	14 917	14 235	682	-
Serbia	6 327	6 156	168	3
Russia	1 882	1 616	264	2
Viet Nam	1 501	1 402	96	3
Korean Republic	735	631	104	-
Iran	687	650	37	-
Macedonia (FYROM)	634	561	73	-
China	576	440	135	1
Bosnia and Herzegovina	532	514	18	-
Turkey	433	393	40	-
United States, USA	324	216	107	1
India	317	290	27	-
Belarus	231	196	35	-
Kazakhstan	225	202	23	-
Thailand	219	180	39	-
Syria	191	148	43	-
Georgia	149	143	6	-
Moldova	118	112	6	-
Brazil	117	100	17	-
Mexico	114	83	31	-
other nationalities	1 819	1 206	590	23
TOTAL	32 048	29 474	2 541	33

Top 20 nationalities whom the residence permit was granted in 2017 – third country nationals

Nationality	2017			
	Total number of permits	Thereof:		
		Temporary	Permanent	Tolerated
Ukraine	8 036	7 455	548	33
Serbia	4 654	4 511	130	13
Russia	1 835	1 572	262	1
Viet Nam	1 473	1 371	98	4
Iran	885	865	20	-
Korean Republic	802	719	83	-
China	615	481	134	-
Macedonia (FYROM)	381	316	61	4
Turkey	348	301	47	-
United States, USA	344	246	95	3
India	271	254	17	-
Syria	219	187	27	5
Thailand	219	189	29	1
Belarus	217	188	27	2
Kazakhstan	199	173	23	3
Bosnia and Herzegovina	181	157	18	6
Egypt	144	89	54	1
Brazil	134	115	19	-
Israel	116	107	9	-
Mexico	93	74	18	1
other nationalities	1 746	1 110	563	73
TOTAL	22 912	20 480	2 282	150

1.3 Visas

Visa applications and visas granted by Embassies of the SR by visa type and nationality of applicants in 2018 – TOP 20

2018								
Nationality	Total	Visa applications			Total	Granted visas		
		A type visa	C type visa	D type visa		A type visa	C type visa	D type visa
Russia	10 995	8	10 425	562	10 852	-	10 364	488
Belarus	4 105	-	4 035	70	4 081	-	4 027	54
China	2 270	-	2 052	218	2 123	-	1 944	179
Turkey	1 870	-	1 668	202	1 749	-	1 577	172
Ukraine	1 782	-	1 551	231	1 749	-	1 530	219
Iran	1 527	-	1 401	126	905	-	807	98
India	1 231	2	1 005	224	1 155	-	963	192
Viet Nam	902	-	292	610	838	-	273	565
Kuwait	737	-	729	8	735	-	727	8
Kazakhstan	657	-	559	98	649	-	553	96
Egypt	431	-	396	35	405	-	377	28
South Africa	342	-	338	4	340	-	336	4
Thailand	321	-	237	84	317	-	233	84
Indonesia	297	-	289	8	296	-	289	7
Uzbekistan	267	-	261	6	227	-	220	7
Lebanon	249	-	239	10	247	-	237	10
Kosovo	182	-	176	6	145	-	139	6
Cuba	123	-	116	7	122	-	115	7
Philippines	100	-	72	28	98	-	70	28
Kenya	78	-	73	5	72	-	67	5
Other nationalities	1 349	-	885	464	1 143	-	758	385
TOTAL	29 815	10	26 799	3 006	28 248	0	25 606	2 642

Visa applications and visas granted by Embassies of the SR by visa type and nationality of applicants in 2017 – TOP 20

2017								
Nationality	Total	Visa applications			Total	Granted visas		
		A type visa	C type visa	D type visa		A type visa	C type visa	D type visa
Ukraine	16 551	-	16 230	321	16 392	-	16 077	315
Russia	12 311	-	12 114	197	12 246	-	12 051	195
Belarus	4 199	-	4 181	18	4 196	-	4 178	18
China	2 060	-	1 899	161	1 950	-	1 790	160
Turkey	1 645	-	1 495	150	1 592	-	1 446	146
Viet Nam	1 343	-	334	1 009	1 330	-	327	1 003
India	821	-	656	165	745	-	586	159
Kuwait	816	-	812	4	815	-	811	4
Iran	582	-	317	265	477	-	218	259
Kazakhstan	506	-	464	42	504	-	459	45
Lebanon	452	-	451	1	435	-	434	1
Egypt	430	-	383	47	360	-	313	47
Kenya	361	-	344	17	328	-	315	13
Thailand	273	-	191	82	273	-	191	82
Indonesia	262	-	248	14	260	-	246	14
South Africa	220	-	218	2	220	-	218	2
Kosovo	212	-	202	10	148	-	139	9
Uzbekistan	155	-	140	15	140	-	126	14
Philippines	116	-	74	42	113	-	71	42
Cuba	97	-	80	17	97	-	80	17
ostatné št. prísl.	1 195	-	859	336	1 022	-	702	320
TOTAL	44 607	0	41 692	2 915	43 643	0	40 778	2 865

Data submitted by NVIS MFA

Number of national visas granted by Central Visa Authority Department of Bureau of Border and Foreign Police in 2018

Nationality	2018	
	National visas applications	Granted national visas
United States, USA	12	12
Ghana	4	4
Nigeria	4	4
Canada	1	1
Macedonia (FYROM)	1	1
Russia	1	1
Serbia	1	1
Syria	1	1
TOTAL	25	25

Number of national visas granted by Central Visa Authority Department of Bureau of Border and Foreign Police in 2018

Nationality	2018	
	National visas applications	Granted national visas
United States, USA	6	6
Canada	2	2
Syria	1	1
TOTAL	9	9

Note:

National visas are granted by Central Visa Authority Department of Bureau of Border and Foreign Police since 01. 05. 2017 according the Act on stay of foreigners: Art. 15/1/d).

Security checks related to visa applications requested by MFA SR in 2017 and 2018

Month	2017				2018			
	Total	CVAD opinion			Total	CVAD opinion		
		approving	disapproving	binding		approving	disapproving	binding
January	4 124	4 117	7	-	1 862	1 842	20	-
February	4 293	4 282	11	-	2 120	2 107	13	-
March	5 602	5 585	17	-	2 535	2 520	15	-
April	4 796	4 789	7	-	2 889	2 870	19	-
May	5 014	5 006	8	-	2 879	2 863	16	-
June	4 811	4 797	14	-	3 331	3 311	20	-
July	3 421	3 411	9	1	3 133	3 092	41	-
August	3 000	2 985	15	-	2 797	2 658	139	-
September	2 371	2 342	29	-	2 495	2 376	119	-
October	2 646	2 638	8	-	2 644	2 285	359	-
November	2 680	2 657	23	-	2 350	2 153	197	-
December	2 646	2 643	2	1	2 005	1 920	85	-
TOTAL	45 404	45 252	150	2	31 040	29 997	1 043	0

Security checks related to visa applications requested by embassies of other EU member states in 2017 and 2018

Month	2017			2018		
	Total	CVAD opinion		Total	CVAD opinion	
		approving	disapproving		approving	disapproving
January	54 783	54 770	13	162 402	162 368	34
February	59 602	59 583	19	211 136	211 079	57
March	65 510	65 497	13	232 821	232 761	60
April	64 376	64 367	9	215 288	215 242	46
May	87 165	87 159	6	254 855	254 804	51
June	83 170	83 162	8	267 737	267 701	36
July	88 659	88 645	14	276 014	275 954	60
August	96 320	96 301	19	214 374	214 324	50
September	64 568	64 557	11	196 858	196 802	56
October	72 599	72 592	7	246 749	246 671	78
November	69 186	69 171	15	218 218	218 145	73
December	91 793	91 771	22	181 731	181 661	70
TOTAL	897 731	897 575	156	2 678 183	2 677 512	671

Disapproving opinion of Central Visa Authority Department of Bureau of Border and Foreign Police to the visa application according to the hit in Schengen information system for purpose of entry refusal by nationality of visa applicant 2018

Nationality	Total	Thereof:	
		MFA	VIS
Morocco	241	-	241
Algeria	123	-	123
Tunisia	59	-	59
Nigeria	46	1	45
Pakistan	28	1	27
Iran	23	1	22
Iraq	19	-	19
Egypt	16	-	16
Azerbaijan	15	-	15
Libya	13	-	13
Uzbekistan	13	2	11
Turkey	12	12	-
Macedonia (FYROM)	9	-	9
Afghanistan	8	-	8
Bangladesh	8	-	8
Palestine	8	-	8
Syria	7	-	7
Kyrgyzstan	6	-	6
Tajikistan	5	-	5
Kenya	4	-	4
Ethiopia	3	-	3
Belarus	1	1	-
Kosovo	1	1	-
Russia	1	1	-
Ukraine	1	1	-
TOTAL	670	21	649

Note:

MFA – requests sent by embassies and general consulates of the SR

VIS – requests sent by other EU member states

Number of security checks of invitations requested by Foreign Police Units of the Police Force in 2017 and 2018

Invitations		2017	2018
Official		896	767
Private		1 078	865
Total number of security checks		1 974	1 632
Thereof:	Total number of approved invitations	1 712	1 523
	Total number of disapproved invitations	262	109

Number of security checks of invitations requested by Foreign Police Units of the Police Force in 2018 - TOP 10

Nationality	Total	Invitations	
		Official	Private
India	326	278	48
China	247	172	75
Viet Nam	173	55	118
Egypt	113	57	56
Russia	99	15	84
Cuba	60	13	47
Thailand	54	2	52
Philippines	40	9	31
Syria	39	8	31
Turkey	36	6	30
other nationalities	445	152	293
TOTAL	1 632	767	865

Negative statement of Central Visa Authority Department of Bureau of Border and Foreign Police to the invitation letter according to hit in Schengen information system for purpose of entry refusal by nationality and type of invitation in 2018

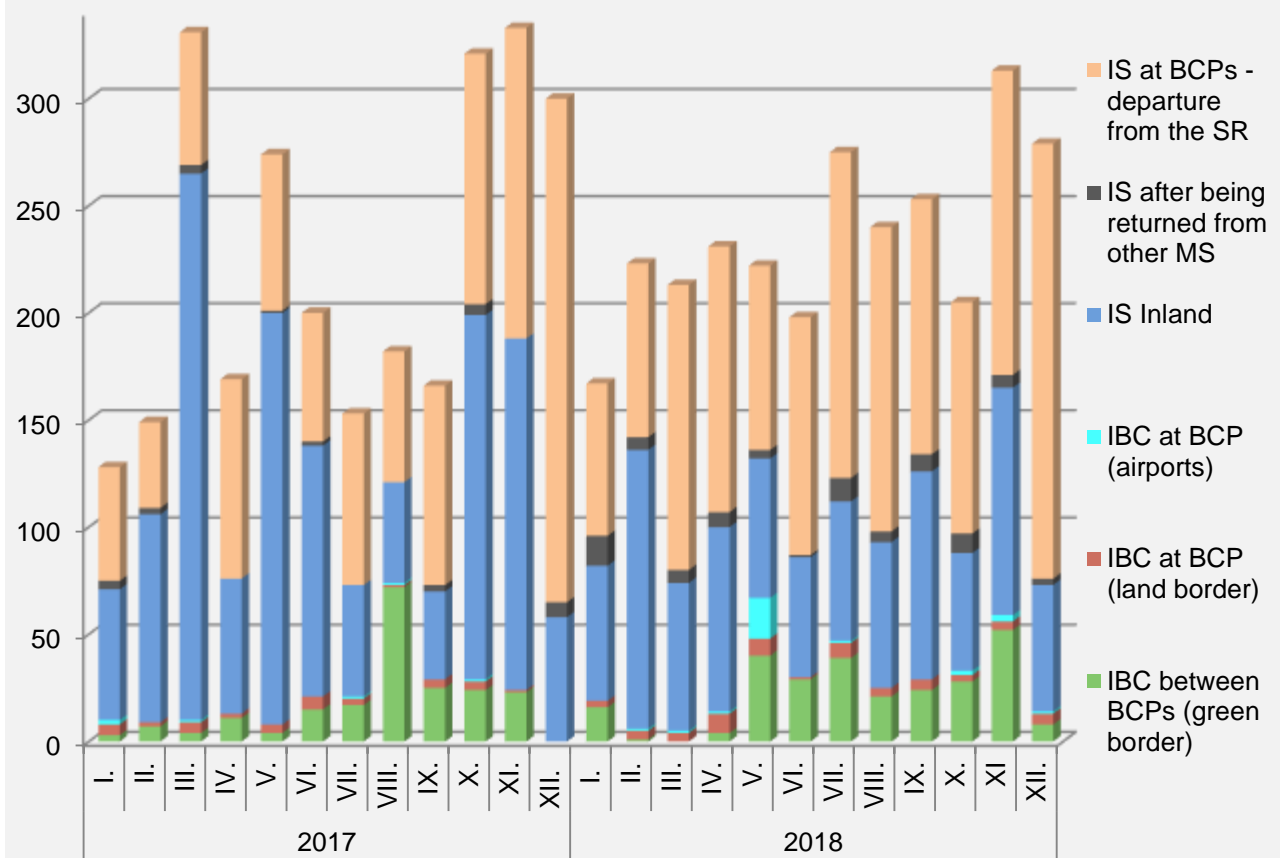
Nationality	Total	Thereof negative statement of CVAD	
		Private	Official
---	0	-	-
SPOLU	0	0	0

2 ILLEGAL MIGRATION

Overview of illegal migration on the territory of the SR in 2017 and 2018

		2017			2018		
		Total	Thereof:		Total to SR	Thereof:	
			to SR	from SR		to SR	from SR
IBC	External land border between BCPs	205	202	3	262	256	6
	External land border at BCPs	37	37	0	57	56	1
	External air border (at airports)	6	4	2	29	25	4
	TOTAL	248	243	5	348	337	11
IS	Inland	1 317			919		
	At BCPs – departure from the SR	1 112			1 472		
	Returned from other Member State	29	---	---	80	---	---
	TOTAL	2 458			2 471		
TOTAL			2 706		2 819		

Development of individual indicators of illegal migration on the territory of the SR within the period from January 2017 to December 2018 by individual months



Overview of illegal migration on the territory of the SR disaggregated by detection and processing by individual DBFP and other authorities in 2018

	DETECTED			PROCESSED		
	Total	IBC	IS	Total	IBC	IS
DBFP Bratislava	457	25	432	548	25	523
DBFP B. Bystrica	155	-	155	199	-	199
DBFP Prešov	152	4	148	276	5	271
DBFP Sobrance	1 800	318	1 482	1 796	318	1 478
Other authority*	255	1	254	0	-	-
TOTAL	2 819	348	2 471	2 819	348	2 471

Overview of illegal migration on the territory of the SR disaggregated by detection and processing by individual DBFP and other authorities in 2017

	DETECTED			PROCESSED		
	Total	IBC	IS	Total	IBC	IS
DBFP Bratislava	711	4	707	814	5	809
DBFP B. Bystrica	209	-	209	315	-	315
DBFP Prešov	129	1	128	235	1	234
DBFP Sobrance	1 347	232	1 115	1 342	242	1 100
Other authority*	310	11	299	0	-	-
TOTAL	2 706	248	2 458	2 706	248	2 458

* e. g. Customs Criminal Office, Uniformed Police, Railway Police, Authority of other country

Note:

„Authority of detection“ means unit that performed primordial check of foreigner in the territory of SR, detected violation of the law and handed the case over to competent unit of BBFP for further procession, respectively, the violation of the law was detected by other foreign authority.

Illegal migration on the territory of the SR in 2018 by nationality

Nationality	Illegal migration in total	IBC			IS		
		Land border:		Airports	Inland	at BCPs - departing from the SR	Returned from other MS
		between BCPs	at BCPs				
Ukraine	1 934	14	43	3	434	1 439	1
Serbia	207	-	-	-	204	3	-
Viet Nam	201	168	-	-	31	-	2
Moldova	66	3	-	-	44	19	-
Afghanistan	56	8	-	-	30	-	18
Turkey	37	19	8	-	8	-	2
Russia	25	3	-	1	14	5	2
Iraq	24	10	-	-	7	-	7
Macedonia (FYROM)	23	-	-	-	23	-	-
Azerbaijan	19	3	-	-	-	-	16
Iran	19	2	-	2	8	-	7
Jemen	19	-	-	19	-	-	-
Pakistan	18	4	-	-	9	-	5
Bosnia and Herzegovina	13	-	-	-	13	-	-
Georgia	11	1	-	1	4	1	4
Syria	11	3	-	-	2	-	6
China	10	-	-	-	6	-	4
Albania	9	-	-	3	3	-	3
India	9	4	-	-	5	-	-
Belarus	6	2	-	-	3	1	-
Egypt	6	2	-	-	2	1	1
Israel	6	-	-	-	6	-	-
Hungary	6	-	-	-	6	-	-
Nigeria	6	-	-	-	6	-	-
Bangladesh	5	4	-	-	1	-	-
Sudan	5	1	-	-	4	-	-
Armenia	4	1	-	-	1	1	1
Philippines	4	-	-	-	4	-	-
Cameroon	4	-	-	-	4	-	-
Canada	3	-	-	-	3	-	-
Cuba	3	-	3	-	-	-	-
Korean Republic	3	-	-	-	3	-	-
Montenegro	3	-	-	-	3	-	-
Morocco	3	3	-	-	-	-	-
Palestine	3	-	-	-	3	-	-
Algeria	2	-	-	-	1	1	-
Austria	2	2	-	-	-	-	-
Benin	2	-	-	-	2	-	-
Czech Republic	2	1	-	-	1	-	-
Dominican Republic	2	-	2	-	-	-	-
Kenya	2	-	-	-	2	-	-
Lebanon	2	-	-	-	2	-	-
Tunisia	2	-	-	-	2	-	-



continued overleaf



continued from previous page (rok 2018)


Nationality	Illegal migration in total	IBC			IS		
		Land border:		Airports	Inland	at BCPs - departing from the SR	Returned from other MS
		between BCPs	between BCPs				
Kosovo	1	-	-	-	1	-	-
Australia	1	-	-	-	1	-	-
Colombia	1	-	-	-	1	-	-
Congo	1	-	1	-	-	-	-
Dominica	1	-	-	-	1	-	-
Guinea	1	-	-	-	1	-	-
Jordan	1	-	-	-	-	-	1
Kuwait	1	-	-	-	1	-	-
Kyrgyzstan	1	1	-	-	-	-	-
Latvia	1	-	-	-	1	-	-
Malajzia	1	-	-	-	1	-	-
Mexico	1	-	-	-	1	-	-
Mongolia	1	-	-	-	1	-	-
Romania	1	-	-	-	1	-	-
Somalia	1	-	-	-	1	-	-
South Africa	1	-	-	-	1	-	-
Sri Lanka	1	1	-	-	-	-	-
Stateless	1	1	-	-	-	-	-
Tajikistan	1	-	-	-	-	1	-
Thailand	1	-	-	-	1	-	-
United States, USA	1	-	-	-	1	-	-
Uzbekistan	1	1	-	-	-	-	-
TOTAL	2 819	262	57	29	919	1 472	80

Illegal migration on the territory of the SR in 2017 by nationality

Nationality	Illegal migration in total	IBC			IS		
		Land border:		Airports	Inland	at BCPs - departing from the SR	Returned from other MS
		between BCPs	at BCPs				
Ukraine	1 786	8	27	-	684	1 064	3
Serbia	227	-	-	-	221	4	2
Viet Nam	160	127	-	-	32	-	1
Iraq	108	1	-	-	107	-	-
Afghanistan	34	2	-	-	26	-	6
Moldova	32	1	-	-	2	29	-
Syria	31	9	-	-	22	-	-
Russia	28	7	-	-	11	6	4
Turkey	28	5	7	1	12	1	2
Iran	23	-	-	1	20	-	2
India	20	17	-	-	3	-	-
Bosnia and Herzegovina	16	-	-	-	16	-	-
Macedonia (FYROM)	16	-	-	1	14	1	-
China (PRC)	14	-	-	-	10	1	3
Pakistan	14	-	-	-	12	-	2
Hungary	12	-	1	-	10	1	-
Taiwan	11	-	-	-	11	-	-
Georgia	9	6	-	-	2	1	-
Bangladesh	8	2	-	-	6	-	-
Nigeria	8	-	-	-	7	-	1
Libya	7	3	-	-	4	-	-
Canada	6	-	-	-	6	-	-
Morocco	6	1	-	-	4	1	-
Sri Lanka	6	-	-	-	5	-	1
Belarus	5	-	-	-	5	-	-
Brazil	5	-	-	-	4	1	-
Korean Republic	5	-	-	-	5	-	-
Unknown nationality	5	-	-	1	4	-	-
Albania	4	-	-	2	1	1	-
Algeria	4	-	-	-	4	-	-
Armenia	4	3	-	-	1	-	-
Egypt	4	-	-	-	4	-	-
Israel	4	-	-	-	3	-	1
Poland	4	2	-	-	2	-	-
United States, USA	4	1	-	-	3	-	-
Cuba	3	-	2	-	1	-	-
Czech Republic	3	3	-	-	-	-	-
Guinea	3	2	-	-	1	-	-
Mexico	3	-	-	-	3	-	-
Mongolia	3	2	-	-	1	-	-
Stateless	3	1	-	-	2	-	-



continued overleaf

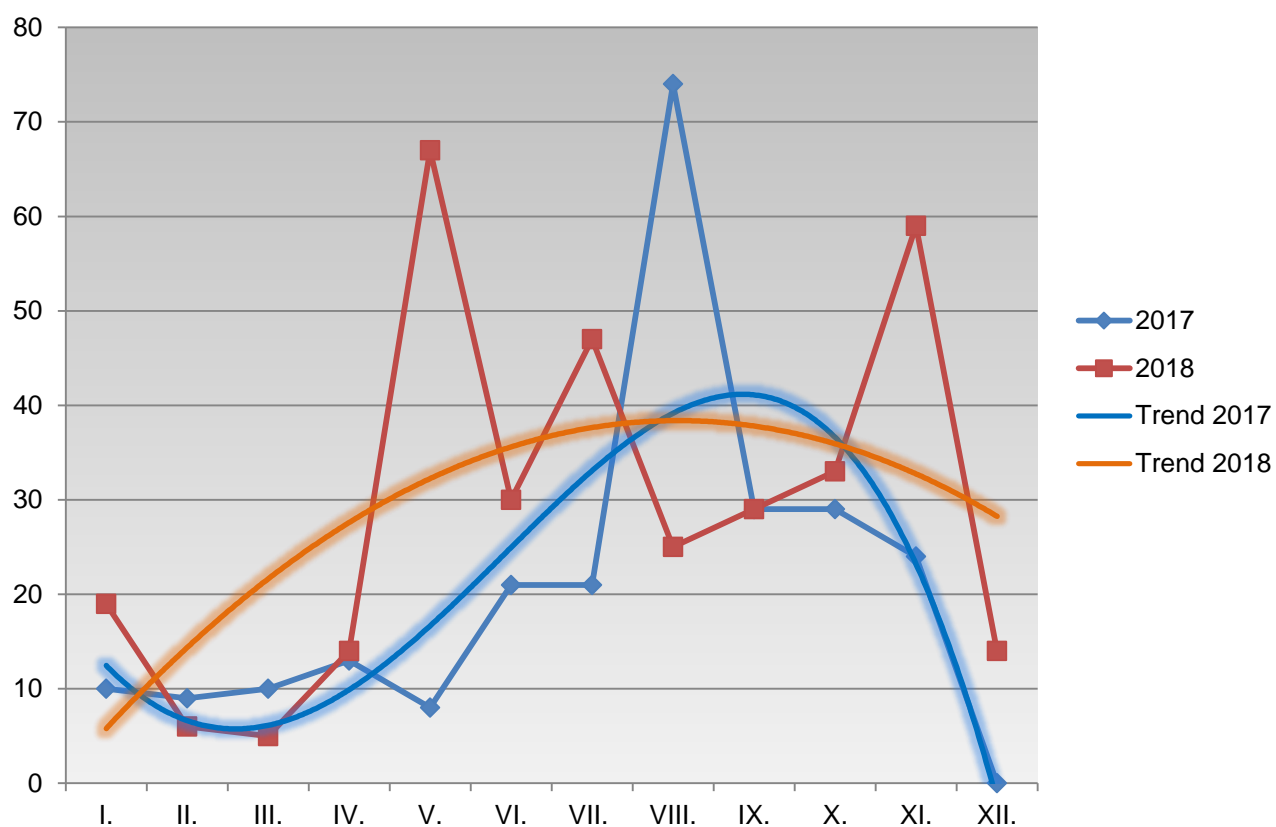
 continued from previous page (2017)

Nationality	Illegal migration in total	IBC			IS		
		Land border:		Airports	Inland	at BCPs - departing from the SR	Returned from other MS
		between BCPs	at BCPs				
Azerbaijan	2	1	-	-	1	-	-
Cameroon	2	-	-	-	2	-	-
Ethiopia	2	-	-	-	1	-	1
Tunisia	2	-	-	-	2	-	-
Kosovo	1	-	-	-	1	-	-
Australia	1	-	-	-	1	-	-
Bahamas	1	-	-	-	1	-	-
Bolivia	1	-	-	-	1	-	-
Bulgaria	1	-	-	-	1	-	-
Colombia	1	-	-	-	1	-	-
Ecuador	1	-	-	-	1	-	-
Germany	1	-	-	-	1	-	-
Indonesia	1	-	-	-	1	-	-
Latvia	1	-	-	-	1	-	-
Mali	1	-	-	-	1	-	-
Palestine	1	1	-	-	-	-	-
Peru	1	-	-	-	1	-	-
Philippines	1	-	-	-	1	-	-
Romania	1	-	-	-	1	-	-
Senegal	1	-	-	-	1	-	-
Sierra Leone	1	-	-	-	1	-	-
Tajikistan	1	-	-	-	-	1	-
Thailand	1	-	-	-	1	-	-
United Arab Emirates	1	-	-	-	1	-	-
Venezuela	1	-	-	-	1	-	-
TOTAL	2 706	205	37	6	1 317	1 112	29

2.1 Illegal Crossings of State Border of the Slovak Republic

Overview of IBC by individual months in: 2017 and 2018

	Total	I.	II.	III.	IV.	V.	VI.	VII.	VIII.	IX.	X.	XI.	XII.
2017	248	10	9	10	13	8	21	21	74	29	29	24	0
2018	348	19	6	5	14	67	30	47	25	29	33	59	14



IBC in 2018 disaggregated by place and direction of crossing

Nationality	IBC			Thereof:					
				Land border between BCPs		Land border at BCPs		Airports (non-Schengen flights)	
	Total	Thereof:		to SR	from SR	to SR	from SR	to SR	from SR
to SR		from SR							
Viet Nam	168	168	-	168	-	-	-	-	-
Ukraine	60	55	5	12	2	42	1	1	2
Turkey	27	27	-	19	-	8	-	-	-
Jemen	19	19	-	-	-	-	-	19	-
Iraq	10	10	-	10	-	-	-	-	-
Afghanistan	8	8	-	8	-	-	-	-	-
Bangladesh	4	4	-	4	-	-	-	-	-
India	4	4	-	4	-	-	-	-	-
Iran	4	4	-	2	-	-	-	2	-
Pakistan	4	4	-	4	-	-	-	-	-
Russia	4	4	-	3	-	-	-	1	-
Albania	3	1	2	-	-	-	-	1	2
Azerbaijan	3	3	-	3	-	-	-	-	-
Cuba	3	3	-	-	-	3	-	-	-
Morocco	3	3	-	3	-	-	-	-	-
Moldova	3	2	1	2	1	-	-	-	-
Syria	3	3	-	3	-	-	-	-	-
Austria	2	-	2	-	2	-	-	-	-
Belarus	2	2	-	2	-	-	-	-	-
Dominican Republic	2	2	-	-	-	2	-	-	-
Egypt	2	2	-	2	-	-	-	-	-
Georgia	2	2	-	1	-	-	-	1	-
Armenia	1	1	-	1	-	-	-	-	-
Congo	1	1	-	-	-	1	-	-	-
Czech Republic	1	-	1	-	1	-	-	-	-
Kyrgyzstan	1	1	-	1	-	-	-	-	-
Sri Lanka	1	1	-	1	-	-	-	-	-
Stateless	1	1	-	1	-	-	-	-	-
Sudan	1	1	-	1	-	-	-	-	-
Uzbekistan	1	1	-	1	-	-	-	-	-
TOTAL	348	337	11	256	6	56	1	25	4

IBC in 2017 disaggregated by place and direction of crossing

Nationality	IBC			Thereof:					
				Land border between BCPs		Land border at BCPs		Airports (non-Schengen flights)	
	Total	Thereof:		to SR	from SR	to SR	from SR	to SR	from SR
to SR		zo SR							
Viet Nam	127	127	-	127	-	-	-	-	-
Ukraine	35	35	-	8	-	27	-	-	-
India	17	17	-	17	-	-	-	-	-
Turkey	13	13	-	5	-	7	-	1	-
Syria	9	9	-	9	-	-	-	-	-
Russia	7	7	-	7	-	-	-	-	-
Georgia	6	6	-	6	-	-	-	-	-
Armenia	3	3	-	3	-	-	-	-	-
Czech Republic	3	1	2	1	2	-	-	-	-
Libya	3	3	-	3	-	-	-	-	-
Afghanistan	2	2	-	2	-	-	-	-	-
Albania	2	1	1	-	-	-	-	1	1
Bangladesh	2	2	-	2	-	-	-	-	-
Guinea	2	2	-	2	-	-	-	-	-
Cuba	2	2	-	-	-	2	-	-	-
Mongolia	2	2	-	2	-	-	-	-	-
Poland	2	1	1	1	1	-	-	-	-
Azerbaijan	1	1	-	1	-	-	-	-	-
Hungary	1	1	-	-	-	1	-	-	-
Iran	1	-	1	-	-	-	-	-	1
Iraq	1	1	-	1	-	-	-	-	-
Macedonia (FYROM)	1	1	-	-	-	-	-	1	-
Morocco	1	1	-	1	-	-	-	-	-
Moldova	1	1	-	1	-	-	-	-	-
Palestine	1	1	-	1	-	-	-	-	-
Stateless	1	1	-	1	-	-	-	-	-
United States, USA	1	1	-	1	-	-	-	-	-
Unknown nationality	1	1	-	-	-	-	-	1	-
TOTAL	248	243	5	202	3	37	0	4	2

IBC in 2018 disaggregated by place and modus operandi of crossing

		Number of migrants	
LAND BORDER	between BCPs	on foot without own travel document	230
		on foot with own travel document	27
		illegal entry into the Slovak Republic by air transport - without own travel document	2
		unintentional border crossing with own travel document	3
		Total	262
	at BCPs	counterfeit/forged travel document	11
		counterfeit/forged visa, residence permit	12
		person attempting to avoid border check	-
		person on whom an alert has been issued in national registry for purposes of entry refusal	34
		asylum applicant at the BCP entering the territory of the SR with own genuine travel document	-
		TOTAL	57
	AIRPORTS	travel document of other person (impostor) / fraudulently obtained document	3
		counterfeit/forged travel document	1
counterfeit/forged visa, residence permit		1	
person for whom an alert has been issued in national registry for the purposes of entry refusal		1	
asylum applicant at the BCP entering the territory of the SR with own genuine travel document		23	
avoiding border control		-	
Total		29	
TOTAL		348	

IBC in 2017 disaggregated by place and modus operandi of crossing

		Number of migrants	
LAND BORDER	between BCPs	on foot without own travel document	161
		on foot with own travel document	33
		illegal entry into the Slovak Republic by air transport - with own travel document	10
		unintentional border crossing with own travel document	1
		Total	205
	at BCPs	counterfeit/forged travel document	25
		counterfeit/forged visa, residence permit	3
		person attempting to avoid border check	-
		person on whom an alert has been issued in national registry for purposes of entry refusal	8
		asylum applicant at the BCP entering the territory of the SR with own genuine travel document	-
		obstructing the execution of an official decision	1
		Total	37
	AIRPORTS	travel document of other person (impostor) / fraudulently obtained document	1
		counterfeit/forged travel document	3
counterfeit/forged visa, residence permit		1	
person attempting to avoid border check		1	
Total		6	
TOTAL		248	

IBC at land border between BCPs in 2018 disaggregated by processing authority

Nationality	Total	BCU PF										FPU PF Michalovce
		Zboj	Topoľa	Ulič	Ubl'a	Podhorod'	Petrovce	Vyšné Nemecké	Maťovské Vojkovce	Veľké Slemence	Čierna nad Tisou	
Viet Nam	168	16	-	6	-	98	26	3	19	-	-	-
Turkey	19	1	-	-	-	-	-	11	4	2	-	1
Ukraine	14	-	-	4	2	-	1	-	7	-	-	-
Iraq	10	-	-	-	-	-	-	8	2	-	-	-
Afghanistan	8	-	-	-	4	-	2	-	2	-	-	-
Bangladesh	4	-	-	4	-	-	-	-	-	-	-	-
India	4	-	-	-	-	4	-	-	-	-	-	-
Pakistan	4	-	-	-	-	-	2	-	2	-	-	-
Azerbaijan	3	-	-	1	-	-	2	-	-	-	-	-
Morocco	3	-	-	-	-	-	2	1	-	-	-	-
Moldova	3	-	-	-	1	-	-	2	-	-	-	-
Russia	3	-	-	-	2	-	1	-	-	-	-	-
Syria	3	-	-	-	-	-	2	1	-	-	-	-
Belarus	2	-	-	-	-	-	-	-	2	-	-	-
Egypt	2	-	-	-	-	-	1	-	-	-	1	-
Iran	2	-	-	-	-	-	-	2	-	-	-	-
Austria	2	-	-	2	-	-	-	-	-	-	-	-
Armenia	1	-	-	-	-	-	-	1	-	-	-	-
Czech Republic	1	-	-	-	-	-	-	-	-	-	1	-
Georgia	1	-	-	-	-	-	-	-	1	-	-	-
Kyrgyzstan	1	-	-	-	1	-	-	-	-	-	-	-
Sri Lanka	1	-	-	-	-	-	-	1	-	-	-	-
Stateless	1	-	-	-	1	-	-	-	-	-	-	-
Sudan	1	-	-	-	-	-	-	1	-	-	-	-
Uzbekistan	1	-	-	-	-	-	-	-	-	1	-	-
TOTAL	262	17	0	17	11	102	39	31	39	3	2	1

IBC at land border between BCPs in 2017 disaggregated by processing authority

Nationality	Total	BCU PF									
		Zboj	Topoľa	Ulič	Ubľa	Podhorod'	Petrovce	Vyšné Nemecké	Maťovské Vojkovce	Veľké Slemence	Čierna nad Tisou
Viet Nam	127	-	14	-	3	48	25	37	-	-	-
India	17	-	1	-	2	4	10	-	-	-	-
Syria	9	1	-	-	4	-	-	2	2	-	-
Ukraine	8	-	1	2	-	1	1	1	1	-	1
Russia	7	-	-	5	2	-	-	-	-	-	-
Georgia	6	-	-	-	2	-	2	2	-	-	-
Turkey	5	-	-	2	-	-	-	2	-	1	-
Armenia	3	-	-	-	-	-	-	3	-	-	-
Czech Republic	3	-	-	-	-	-	-	2	1	-	-
Libya	3	-	-	-	-	-	-	2	1	-	-
Afghanistan	2	-	1	-	1	-	-	-	-	-	-
Bangladesh	2	-	-	-	-	2	-	-	-	-	-
Guinea	2	2	-	-	-	-	-	-	-	-	-
Mongolia	2	-	-	-	-	-	-	2	-	-	-
Poland	2	-	-	-	-	-	-	1	-	1	-
Azerbaijan	1	-	-	-	-	-	-	1	-	-	-
Iraq	1	1	-	-	-	-	-	-	-	-	-
Moldova	1	-	-	-	-	-	-	-	-	1	-
Morocco	1	-	-	-	-	-	-	-	1	-	-
Palestine	1	-	-	-	-	-	-	1	-	-	-
Stateless	1	-	-	1	-	-	-	-	-	-	-
United States, USA	1	-	-	-	-	-	-	-	1	-	-
TOTAL	205	4	17	10	14	55	38	56	7	3	1

IBC at BCPs in 2018 disaggregated by individual BCU PF

Nationality	Total	BCU PF								
		Ubl'a	Vyšné Nemecké	Ma'ovské Vojkovce	Veľké Slemence	Čierna nad Tisou	Bratislava Airport	Poprad Airport	Košice Airport	small airports
Ukraine	46	8	30	-	4	1	1	1	1	-
Jemen	19	-	-	-	-	-	19	-	-	-
Turkey	8	-	2	-	-	6	-	-	-	-
Albania	3	-	-	-	-	-	3	-	-	-
Cuba	3	-	-	-	-	3	-	-	-	-
Dominican Republic	2	-	-	-	-	2	-	-	-	-
Iran	2	-	-	-	-	-	-	-	2	-
Congo	1	-	-	-	-	1	-	-	-	-
Georgia	1	-	-	-	-	-	1	-	-	-
Russia	1	-	-	-	-	-	1	-	-	-
TOTAL	86	8	32	0	4	13	25	1	3	0

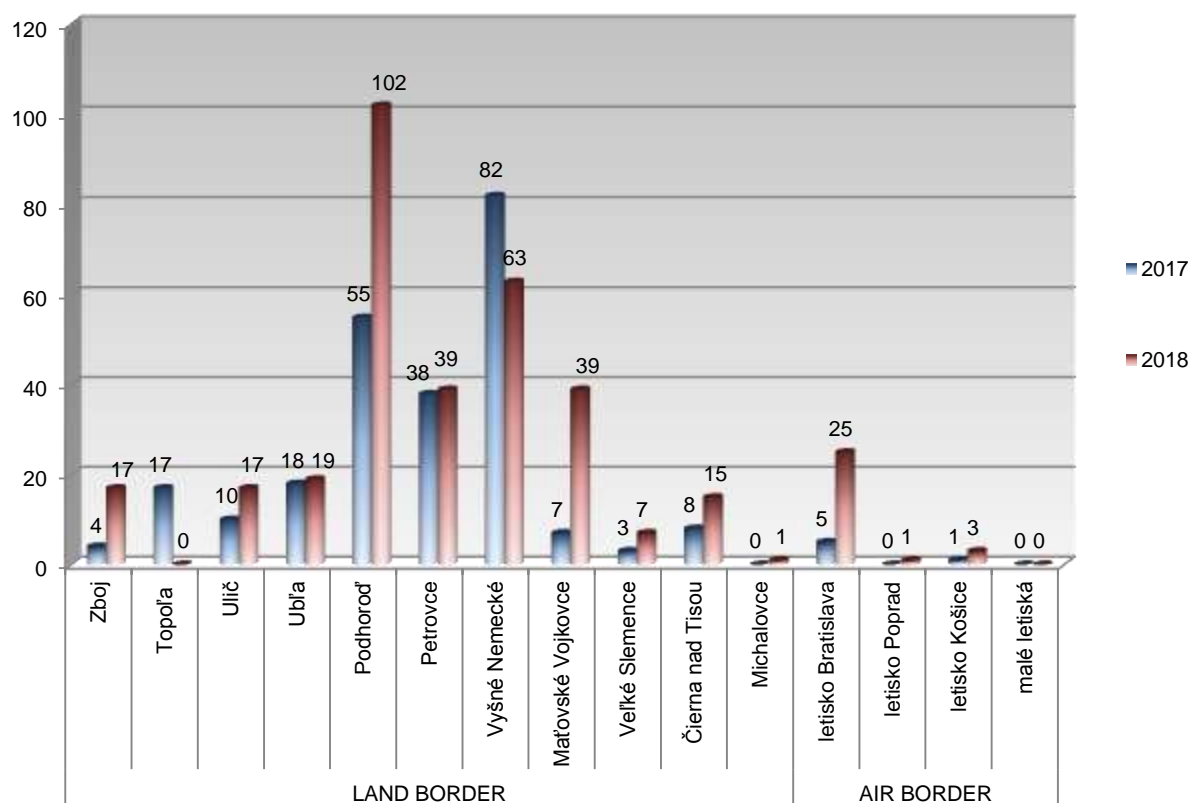
IBC at BCPs in 2017 disaggregated by individual BCU PF

Nationality	Total	BCU PF								
		Ubl'a	Vyšné Nemecké	Ma'ovské Vojkovce	Veľké Slemence	Čierna nad Tisou	Bratislava Airport	Poprad Airport	Košice Airport	small airports
Ukraine	27	4	23	-	-	-	-	-	-	-
Turkey	8	-	2	-	-	5	1	-	-	-
Albania	2	-	-	-	-	-	2	-	-	-
Cuba	2	-	-	-	-	2	-	-	-	-
Hungary	1	-	1	-	-	-	-	-	-	-
Iran	1	-	-	-	-	-	1	-	-	-
Macedonia (FYROM)	1	-	-	-	-	-	1	-	-	-
Unknown nationality	1	-	-	-	-	-	-	-	1	-
TOTAL	43	4	26	0	0	7	5	0	1	0

Overview of IBC by processing of cases by individual units in 2017 and 2018

Units	2017	2018
BCU PF Zboj	4	17
BCU PF Topoľa	17	-
BCU PF Ulič	10	17
BCU PF Ubľa	18	19
BCU PF Podhorod'	55	102
BCU PF Petrovce	38	39
BCU PF Vyšné Nemecké	82	63
BCU PF Maťovské Vojkovce	7	39
BCU PF Veľké Slemence	3	7
BCU PF Čierna nad Tisou	8	15
BCU PF Bratislava Airport	5	25
BCU PF Poprad Airport	-	1
BCU PF Košice Airport	1	3
small airports	-	-
FPU PF Michalovce	-	1
TOTAL	248	348

Overview of IBC by processing of cases by individual units in 2017 and 2018



IBC in 2018 disaggregated by nationality, sex and age

Nationality	IBC in total	Total	MALE				Total	FEMALE			
			0-13	14-17	18-34	35+		0-13	14-17	18-34	35+
Viet Nam	168	126	-	-	108	18	42	-	-	38	4
Ukraine	60	54	-	-	31	23	6	-	-	-	6
Turkey	27	25	-	1	17	7	2	-	-	2	-
Jemen	19	10	3	2	2	3	9	4	1	1	3
Iraq	10	8	-	-	2	6	2	-	-	1	1
Afghanistan	8	8	-	-	8	-	-	-	-	-	-
Bangladesh	4	4	-	-	3	1	-	-	-	-	-
India	4	4	-	-	4	-	-	-	-	-	-
Iran	4	2	-	-	2	-	2	-	-	1	1
Pakistan	4	4	-	-	4	-	-	-	-	-	-
Russia	4	4	-	-	2	2	-	-	-	-	-
Albania	3	2	-	-	2	-	1	-	1	-	-
Azerbaijan	3	3	-	-	2	1	-	-	-	-	-
Cuba	3	2	-	-	2	-	1	-	-	1	-
Morocco	3	3	-	-	3	-	-	-	-	-	-
Moldova	3	3	-	-	2	1	-	-	-	-	-
Syria	3	3	-	-	3	-	-	-	-	-	-
Austria	2	1	-	-	1	-	1	-	-	1	-
Belarus	2	2	-	1	1	-	-	-	-	-	-
Dominican Republic	2	-	-	-	-	-	2	-	-	-	2
Egypt	2	2	-	-	2	-	-	-	-	-	-
Georgia	2	2	-	-	1	1	-	-	-	-	-
Armenia	1	1	-	-	-	1	-	-	-	-	-
Congo	1	1	-	-	-	1	-	-	-	-	-
Czech Republic	1	1	-	-	-	1	-	-	-	-	-
Kyrgyzstan	1	1	-	-	1	-	-	-	-	-	-
Sri Lanka	1	1	-	-	1	-	-	-	-	-	-
Stateless	1	1	-	-	-	1	-	-	-	-	-
Sudan	1	1	-	-	1	-	-	-	-	-	-
Uzbekistan	1	1	-	-	1	-	-	-	-	-	-
TOTAL	348	280	3	4	206	67	68	4	2	45	17

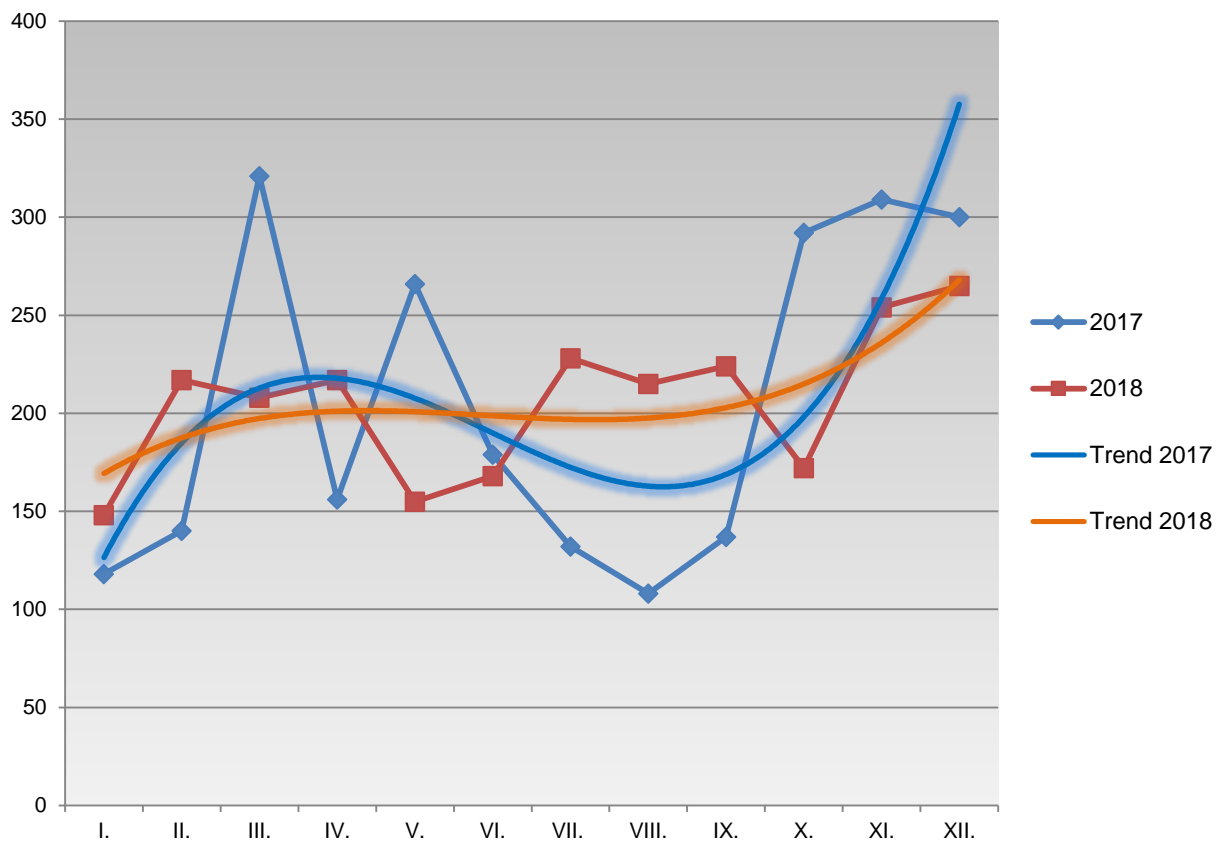
IBC in 2017 disaggregated by nationality, sex and age

Nationality	IBC in total	Total	MALE				Total	FEMALE			
			0-13	14-17	18-34	35+		0-13	14-17	18-34	35+
Viet Nam	127	99	-	-	91	8	28	-	-	26	2
Ukraine	35	26	-	-	11	15	9	-	-	4	5
India	17	17	-	-	14	3	-	-	-	-	-
Turkey	13	13	-	-	8	5	-	-	-	-	-
Syria	9	9	-	1	6	2	-	-	-	-	-
Russia	7	5	-	-	2	3	2	-	-	-	2
Georgia	6	6	-	-	2	4	-	-	-	-	-
Armenia	3	3	1	1	-	1	-	-	-	-	-
Czech Republic	3	3	-	-	3	-	-	-	-	-	-
Libya	3	3	-	-	2	1	-	-	-	-	-
Afghanistan	2	2	-	-	2	-	-	-	-	-	-
Albania	2	2	-	-	2	-	-	-	-	-	-
Bangladesh	2	2	-	-	2	-	-	-	-	-	-
Cuba	2	2	-	-	-	2	-	-	-	-	-
Guinea	2	2	-	-	2	-	-	-	-	-	-
Mongolia	2	2	-	-	2	-	-	-	-	-	-
Poland	2	2	-	-	1	1	-	-	-	-	-
Azerbaijan	1	1	-	-	-	1	-	-	-	-	-
Hungary	1	1	-	-	1	-	-	-	-	-	-
Iran	1	1	-	-	-	1	-	-	-	-	-
Iraq	1	1	-	-	1	-	-	-	-	-	-
Macedonia (FYROM)	1	1	-	-	-	1	-	-	-	-	-
Morocco	1	1	-	-	1	-	-	-	-	-	-
Moldova	1	1	-	-	-	1	-	-	-	-	-
Palestine	1	1	-	-	1	-	-	-	-	-	-
Stateless	1	1	-	-	-	1	-	-	-	-	-
United States, USA	1	-	-	-	-	-	1	-	-	1	-
Unknown nationality	1	1	-	-	-	1	-	-	-	-	-
TOTAL	248	208	1	2	154	51	40	0	0	31	9

2.2 Illegal stay on the territory of the Slovak Republic

Overview of IS by individual months in: 2017 and 2018

	Total	I.	II.	III.	IV.	V.	VI.	VII.	VIII.	IX.	X.	XI.	XII.
2017	2 458	118	140	321	156	266	179	132	108	137	292	309	300
2018	2 471	148	217	208	217	155	168	228	215	224	172	254	265



IS in 2018 disaggregated by nationality, place of detection and previous entry to the SR

Nationality	IS in total	Inland			At BCPs - departing from the SR		Returned from other MS
		legal entry	illegal entry	unknown entry	at land border	at Airports	
Ukraine	1 874	386	35	13	1 436	3	1
Serbia	207	192	10	2	-	3	-
Moldova	63	44	-	-	19	-	-
Afghanistan	48	3	27	-	-	-	18
Viet Nam	33	17	14	-	-	-	2
Macedonia (FYROM)	23	22	1	-	-	-	-
Russia	21	12	2	-	4	1	2
Azerbaijan	16	-	-	-	-	-	16
Iran	15	2	6	-	-	-	7
Iraq	14	6	1	-	-	-	7
Pakistan	14	-	9	-	-	-	5
Bosnia and Herzegovina	13	12	-	1	-	-	-
China	10	4	1	1	-	-	4
Turkey	10	7	1	-	-	-	2
Georgia	9	4	-	-	1	-	4
Syria	8	-	-	2	-	-	6
Albania	6	2	1	-	-	-	3
Hungary	6	6	-	-	-	-	-
India	5	3	1	1	-	-	-
Israel	6	4	2	-	-	-	-
Nigeria	6	2	2	2	-	-	-
Belarus	4	2	1	-	1	-	-
Cameroon	4	3	-	1	-	-	-
Egypt	4	1	1	-	-	1	1
Philippines	4	3	1	-	-	-	-
Sudan	4	4	-	-	-	-	-
Armenia	3	1	-	-	1	-	1
Canada	3	3	-	-	-	-	-
Korean Republic	3	3	-	-	-	-	-
Montenegro	3	3	-	-	-	-	-
Palestine	3	2	1	-	-	-	-
Algeria	2	-	1	-	-	1	-
Benin	2	1	1	-	-	-	-
Kenya	2	2	-	-	-	-	-
Lebanon	2	2	-	-	-	-	-
Tunisia	2	2	-	-	-	-	-
Australia	1	1	-	-	-	-	-
Kosovo	1	-	1	-	-	-	-
Bangladesh	1	1	-	-	-	-	-
Colombia	1	1	-	-	-	-	-
Czech Republic	1	1	-	-	-	-	-
Dominica	1	1	-	-	-	-	-
Guinea	1	-	1	-	-	-	-
Jordan	1	-	-	-	-	-	1
Kuwait	1	1	-	-	-	-	-



continued overleaf



continued from previous page (2018)

Nationality	IS in total	Inland			at BCPs - departing from the SR		Returned from other MS
		legal entry	illegal entry	unknown entry	at land border	at Airports	
Latvia	1	1	-	-	-	-	-
Malaysia	1	1	-	-	-	-	-
Mexico	1	1	-	-	-	-	-
Mongolia	1	1	-	-	-	-	-
Romania	1	1	-	-	-	-	-
Somalia	1	-	1	-	-	-	-
South Africa	1	1	-	-	-	-	-
Tajikistan	1	-	-	-	1	-	-
Thailand	1	1	-	-	-	-	-
United States, USA	1	1	-	-	-	-	-
TOTAL	2 471	774	122	23	1 463	9	80

IS in 2017 disaggregated by nationality, place of detection and previous entry to the SR

Nationality	IS in total	Inland			at BCPs - departing from the SR		Returned from other MS
		legal entry	illegal entry	unknown entry	at land border	at Airports	
Ukraine	1 751	604	80	-	1 057	7	3
Serbia	227	207	14	-	1	3	2
Iraq	107	9	98	-	-	-	-
Viet Nam	33	11	21	-	-	-	1
Afghanistan	32	1	25	-	-	-	6
Moldova	31	-	2	-	29	-	-
Iran	22	8	12	-	-	-	2
Syria	22	5	17	-	-	-	-
Russia	21	8	3	-	2	4	4
Bosnia and Herzegovina	16	16	-	-	-	-	-
Macedonia (FYROM)	15	13	1	-	-	1	-
Turkey	15	8	4	-	-	1	2
China	14	8	2	-	-	1	3
Pakistan	14	1	11	-	-	-	2
Hungary	11	10	-	-	1	-	-
Taiwan	11	11	-	-	-	-	-
Nigeria	8	4	3	-	-	-	1
Bangladesh	6	-	6	-	-	-	-
Canada	6	6	-	-	-	-	-
Sri Lanka	6	-	5	-	-	-	1
Belarus	5	5	-	-	-	-	-
Brazil	5	4	-	-	-	1	-
Korean Republic	5	5	-	-	-	-	-
Morocco	5	-	4	-	1	-	-
Algeria	4	-	4	-	-	-	-
Egypt	4	4	-	-	-	-	-
Israel	4	3	-	-	-	-	1
Libya	4	4	-	-	-	-	-
Unknown nationality	4	-	3	1	-	-	-
Georgia	3	2	-	-	1	-	-
India	3	-	3	-	-	-	-
Mexico	3	1	2	-	-	-	-
United States, USA	3	3	-	-	-	-	-
Albania	2	1	-	-	-	1	-
Stateless	2	-	2	-	-	-	-
Ethiopia	2	-	1	-	-	-	1
Cameroon	2	-	2	-	-	-	-
Poland	2	1	1	-	-	-	-
Tunisia	2	1	1	-	-	-	-
Kosovo	1	1	-	-	-	-	-
Armenia	1	1	-	-	-	-	-
Australia	1	1	-	-	-	-	-
Azerbaijan	1	1	-	-	-	-	-
Bahamas	1	1	-	-	-	-	-
Bolivia	1	1	-	-	-	-	-
Bulgaria	1	1	-	-	-	-	-
Colombia	1	1	-	-	-	-	-

↓ continued overleaf



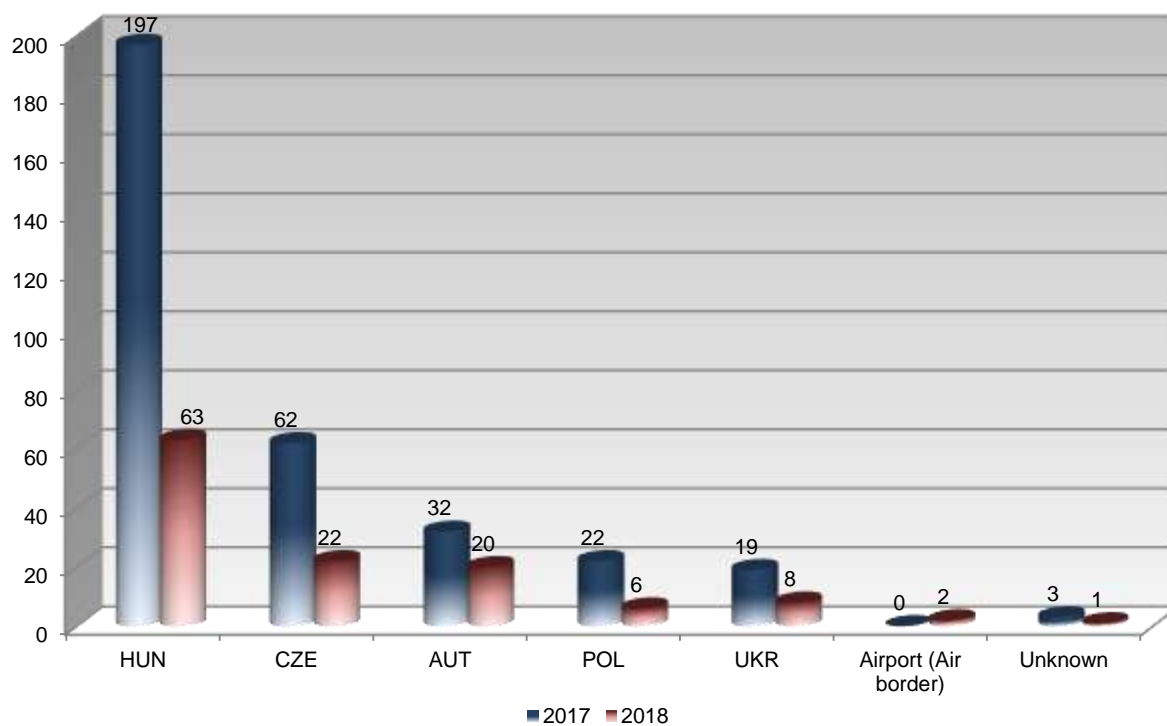
continued from previous page (2017)

Nationality	IS in total	Inland			at BCPs - departing from the SR		Returned from other MS
		legal entry	illegal entry	unknown entry	at land border	at Airports	
Cuba	1	-	1	-	-	-	-
Ecuador	1	1	-	-	-	-	-
Germany	1	1	-	-	-	-	-
Guinea	1	-	1	-	-	-	-
Indonesia	1	1	-	-	-	-	-
Latvia	1	1	-	-	-	-	-
Mali	1	-	1	-	-	-	-
Mongolia	1	-	1	-	-	-	-
New Zealand	1	1	-	-	-	-	-
Peru	1	1	-	-	-	-	-
Philippines	1	-	1	-	-	-	-
Romania	1	-	1	-	-	-	-
Senegal	1	-	1	-	-	-	-
Sierra Leone	1	-	1	-	-	-	-
Tajikistan	1	-	-	-	-	1	-
Thailand	1	1	-	-	-	-	-
United Arab Emirates	1	1	-	-	-	-	-
Venezuela	1	1	-	-	-	-	-
TOTAL	2 458	981	335	1	1 092	20	29

IS detected inland after illegal entry to the SR in 2017 and 2018 by border sections illegally crossed by migrants

Border section	2017	2018
Hungary	197	63
Czech Republic	62	22
Austria	32	20
Poland	22	6
Ukraine	19	8
Airport (Air border)	-	2
Unknown	3	1
TOTAL	335	122

IS detected inland after entry to the SR in 2017 and 2018 by border sections illegally crossed by migrants



IS detected inland after illegal entry to the SR in 2018 disaggregated by border sections illegally crossed by migrants

Nationality	Total	Border section						
		HUN	CZE	AUT	POL	UKR	Airport (Air border)	Unknown
Ukraine	35	8	15	-	5	6	-	1
Afghanistan	27	22	-	5	-	-	-	-
Viet Nam	14	12	1	-	1	-	-	-
Serbia	10	7	1	1	-	-	1	-
Pakistan	9	6	-	3	-	-	-	-
Iran	6	4	1	1	-	-	-	-
Israel	2	2	-	-	-	-	-	-
Nigeria	2	-	-	2	-	-	-	-
Russia	2	-	-	1	-	-	1	-
Albania	1	-	-	1	-	-	-	-
Algeria	1	-	-	1	-	-	-	-
Kosovo	1	1	-	-	-	-	-	-
Belarus	1	-	1	-	-	-	-	-
Benin	1	-	-	1	-	-	-	-
China	1	-	1	-	-	-	-	-
Egypt	1	-	-	1	-	-	-	-
Guinea	1	-	1	-	-	-	-	-
India	1	1	-	-	-	-	-	-
Iraq	1	-	-	-	-	1	-	-
Macedonia (FYROM)	1	-	1	-	-	-	-	-
Palestine	1	-	-	-	-	1	-	-
Philippines	1	-	-	1	-	-	-	-
Somalia	1	-	-	1	-	-	-	-
Turkey	1	-	-	1	-	-	-	-
TOTAL	122	63	22	20	6	8	2	1

IS detected inland after illegal entry to the SR in 2017 disaggregated by border sections illegally crossed by migrants

Nationality	Total	Border section						
		HUN	CZE	AUT	POL	UKR	Airport (air border)	Unknown
Iraq	98	98	-	-	-	-	-	-
Ukraine	80	18	44	7	10	1	-	-
Afghanistan	25	22	2	1	-	-	-	-
Viet Nam	21	-	4	-	-	17	-	-
Syria	17	16	-	1	-	-	-	-
Serbia	14	12	-	2	-	-	-	-
Iran	12	11	-	1	-	-	-	-
Pakistan	11	8	1	2	-	-	-	-
Bangladesh	6	-	-	-	6	-	-	-
Sri Lanka	5	-	-	-	5	-	-	-
Algeria	4	2	1	1	-	-	-	-
Morocco	4	3	1	-	-	-	-	-
Turkey	4	2	-	1	-	-	-	1
India	3	-	2	1	-	-	-	-
Nigeria	3	-	-	3	-	-	-	-
Russia	3	-	1	2	-	-	-	-
Unknown nationality	3	-	-	2	-	-	-	1
Cameroon	2	-	1	1	-	-	-	-
China	2	1	-	1	-	-	-	-
Mexico	2	-	1	1	-	-	-	-
Moldova	2	-	2	-	-	-	-	-
Stateless	2	-	-	1	-	1	-	-
Cuba	1	-	-	1	-	-	-	-
Ethiopia	1	-	-	-	-	-	-	1
Guinea	1	-	-	1	-	-	-	-
Macedonia (FYROM)	1	1	-	-	-	-	-	-
Mali	1	1	-	-	-	-	-	-
Mongolia	1	-	1	-	-	-	-	-
Philippines	1	1	-	-	-	-	-	-
Poland	1	-	-	-	1	-	-	-
Romania	1	1	-	-	-	-	-	-
Senegal	1	-	1	-	-	-	-	-
Sierra Leone	1	-	-	1	-	-	-	-
Tunisia	1	-	-	1	-	-	-	-
TOTAL	335	197	62	32	22	19	0	3

IS in 2018 disaggregated by detection and procession of cases by individual DBFP and other authorities

Units		DETECTED	PROCESSED
DBFP Bratislava	FPU PF Bratislava	218	270
	FPU PF Dunajská Streda	15	18
	FPU PF Nitra	103	103
	FPU PF Nové Zámky	25	52
	FPU PF Trnava	55	53
	BCU PF Bratislava Airport	9	10
	MU PF DBFP Bratislava	7	17
	Total	432	523
DBFP Banská Bystrica	FPU PF Banská Bystrica	38	45
	FPU PF Rimavská Sobota	4	7
	FPU PF Trenčín	23	32
	FPU PF Žilina	81	111
	MU PF DBFP Banská Bystrica	9	4
	Total	155	199
DBFP Prešov	FPU PF Košice	101	114
	FPU PF Michalovce	9	84
	FPU PF Prešov	24	31
	BCU PF Košice Airport	-	28
	BCU PF Poprad Airport	-	-
	AU PF Humenné	10	10
	MU PF DBFP Prešov	4	4
	Total	148	271
DBFP Sobrance	BCU PF Zboj	1	1
	BCU PF Topoľa	2	-
	BCU PF Ulič	-	1
	BCU PF Ubľa	448	448
	BCU PF Podhorod'	-	1
	BCU PF Petrovce	-	-
	BCU PF Vyšné Nemecké	981	982
	BCU PF Maťovské Vojkovce	-	1
	BCU PF Veľké Slemence	21	21
	BCU PF Čierna nad Tisou	19	18
	MIU PF DBFP Sobrance	5	-
	AU PF Humenné since 1. 11. 2018	5	5
	Total	1 482	1 478
Other authority	Customs Criminal Bureau	96	-
	Uniformed Police	67	-
	Railway Police	4	-
	Criminal Police	1	-
	Traffic Police	1	-
	NUCIM	5	-
	Authority of other country	31	-
	Authority of neighbouring country	49	-
	Total	254	0
TOTAL	2 471	2 471	

Note:

Since 1. 11. 2018 due to organizational changes AU PF Humenné was taken away from direction of DBFP Prešov and was incorporated under direction of DBFP Sobrance.

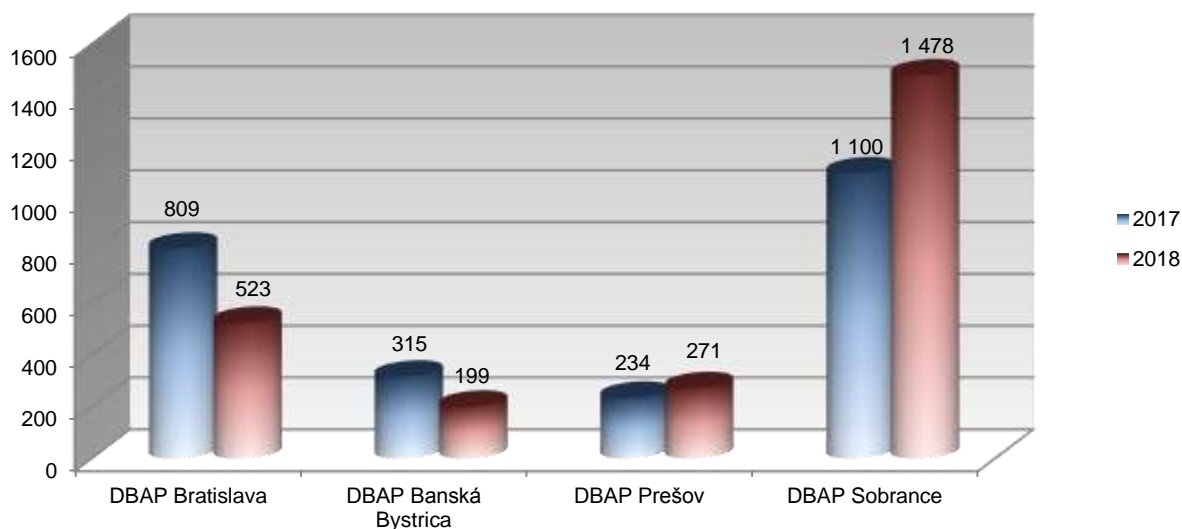
IS in 2017 disaggregated by detection and procession of cases by individual DBFP and other authorities

Units		DETECTED	PROCESSED
DBFP Bratislava	FPU PF Bratislava	183	302
	FPU PF Dunajská Streda	64	66
	FPU PF Nitra	151	153
	FPU PF Nové Zámky	114	117
	FPU PF Trnava	138	142
	BCU PF Bratislava Airport	21	21
	MU PF DBFP Bratislava	36	8
	Total	707	809
DBFP Banská Bystrica	FPU PF Banská Bystrica	62	68
	FPU PF Rimavská Sobota	3	4
	FPU PF Trenčín	57	69
	FPU PF Žilina	48	172
	MU PF DBFP Banská Bystrica	39	2
	Total	209	315
DBFP Prešov	FPU PF Košice	37	40
	FPU PF Michalovce	32	126
	FPU PF Prešov	49	54
	BCU PF Košice Airport	2	9
	BCU PF Poprad Airport	-	-
	AU PF Humenné	5	5
	MU PF DBFP Prešov	3	-
	Total	128	234
DBFP Sobrance	BCU PF Zboj	1	1
	BCU PF Topoľa	-	-
	BCU PF Ulič	1	1
	BCU PF Ubľa	210	211
	BCU PF Podhorod'	-	-
	BCU PF Petrovce	-	-
	BCU PF Vyšné Nemecké	859	860
	BCU PF Maťovské Vojkovce	-	-
	BCU PF Veľké Slemence	9	7
	BCU PF Čierna nad Tisou	20	20
	MIU PF DBFP Sobrance	15	-
Total	1 115	1 100	
Other authority	Customs Criminal Bureau	63	-
	Uniformed Police	102	-
	Railway Police	4	-
	Criminal Police	1	-
	Traffic Police	11	-
	NUCIM	89	-
	Authority of other country	10	-
	Authority of neighbouring country	19	-
Total	299	0	
TOTAL	2 458	2 458	

IS in 2017 and 2018 by processing of cases by individual DBFPs

	2017	2018
DBFP Bratislava	809	523
DBFP Banská Bystrica	315	199
DBFP Prešov	234	271
DBFP Sobrance	1 100	1 478
TOTAL	2 458	2 471

IS in 2017 and 2018 by processing of cases by individual DBAPs



Overview of IS in 2018 by processing of cases by individual DBFPs disaggregated by place of detection and previous entry to the SR

DBFP	NP in total	Inland			at BCPs - departing from the SR		Returned from other MS
		legal entry	illegal entry	unknown entry	at land border	at Airports	
DBFP Bratislava	523	425	64	8	-	9	17
DBFP B. Bystrica	199	133	28	10	-	-	28
DBFP Prešov	271	206	25	5	-	-	35
DBFP Sobrance	1 478	10	5	-	1 463	-	-
TOTAL	2 471	774	122	23	1 463	9	80

Overview of IS in 2017 by processing of cases by individual DBFPs disaggregated by place of detection and previous entry to the SR

DBFP	IS in total	Inland			at BCPs - departing from the SR		Returned from other MS
		legal entry	illegal entry	unknown entry	at land border	at Airports	
DBFP Bratislava	809	640	138	1	-	19	11
DBFP B. Bystrica	315	167	137	-	-	-	11
DBFP Prešov	234	173	53	-	-	1	7
DBFP Sobrance	1 100	1	7	-	1 092	-	-
TOTAL	2 458	981	335	1	1 092	20	29

Overview of third country nationals who entered legally the territory of Schengen area and stayed illegally in SR (overstayers) in 2018

Nationality	Overstayers		
	Total	Inland	at BCPs - departing from the SR
Ukraine	1 835	407	1 428
Serbia	195	192	3
Moldova	63	44	19
Macedonia (FYROM)	23	23	-
Russia	18	13	5
Viet Nam	17	17	-
Bosnia and Herzegovina	12	12	-
Turkey	7	7	-
Iraq	6	6	-
Israel	6	6	-
China	5	5	-
Georgia	5	4	1
Sudan	4	4	-
Afghanistan	3	3	-
Belarus	3	2	1
Cameroon	3	3	-
Canada	3	3	-
India	3	3	-
Iran	3	3	-
Korean Republic	3	3	-
Montenegro	3	3	-
Philippines	3	3	-
Albania	2	2	-
Armenia	2	1	1
Egypt	2	2	-
Kenya	2	2	-
Lebanon	2	2	-
Nigeria	2	2	-
Palestine	2	2	-
Tunisia	2	2	-
Australia	1	1	-
Bangladesh	1	1	-
Benin	1	1	-
Colombia	1	1	-
Dominica	1	1	-
Guinea	1	1	-
Kuwait	1	1	-
Malajzia	1	1	-
Mexico	1	1	-
Mongolia	1	1	-
South Africa	1	1	-
Tajikistan	1	-	1
Thailand	1	1	-
United States, USA	1	1	-
TOTAL	2 253	794	1 459

Overview of third country nationals who entered legally the territory of Schengen area and stayed illegally in SR (overstayers) in 2017

Nationality	Overstayers		
	Total	Inland	at BCPs - departing from the SR
Ukraine	1 730	671	1 059
Serbia	214	210	4
Moldova	30	1	29
Bosnia and Herzegovina	16	16	-
Russia	15	10	5
Viet Nam	15	15	-
Macedonia (FYROM)	14	13	1
China	11	10	1
Taiwan	11	11	-
Iran	10	10	-
Turkey	10	9	1
Iraq	7	7	-
Canada	6	6	-
Belarus	5	5	-
Brazil	5	4	1
Korean Republic	5	5	-
Egypt	4	4	-
Libya	4	4	-
Nigeria	4	4	-
Georgia	3	2	1
India	3	3	-
Israel	3	3	-
Mexico	3	3	-
United States, USA	3	3	-
Albania	2	1	1
Pakistan	2	2	-
Armenia	1	1	-
Australia	1	1	-
Azerbaijan	1	1	-
Bahamas	1	1	-
Bolivia	1	1	-
Colombia	1	1	-
Cuba	1	1	-
Ecuador	1	1	-
Indonesia	1	1	-
Kosovo	1	1	-
Mongolia	1	1	-
New Zealand	1	1	-
Peru	1	1	-
Philippines	1	1	-
Syria	1	1	-
Tajikistan	1	-	1
Thailand	1	1	-
Tunisia	1	1	-
United Arab Emirates	1	1	-
Venezuela	1	1	-
TOTAL	2 155	1 051	1 104

IS in 2018 disaggregated by nationality, sex and age

Nationality	IS in total	Total	MALE				Total	FEMALE			
			0-13	14-17	18-34	35+		0-13	14-17	18-34	35+
Ukraine	1 874	1 439	2	1	737	699	435	3	-	185	247
Serbia	207	168	-	-	100	68	39	2	-	14	23
Moldova	63	58	-	-	27	31	5	-	-	1	4
Afghanistan	48	38	3	11	23	1	10	7	-	3	-
Viet Nam	33	29	-	2	19	8	4	-	-	3	1
Macedonia (FYROM)	23	20	-	-	16	4	3	-	-	-	3
Russia	21	11	-	-	2	9	10	1	-	5	4
Azerbaijan	16	10	4	1	1	4	6	-	2	2	2
Iran	15	11	2	-	5	4	4	-	-	3	1
Iraq	14	10	-	2	5	3	4	-	-	2	2
Pakistan	14	14	1	3	9	1	-	-	-	-	-
Bosnia and Herzegovina	13	11	-	-	4	7	2	-	-	1	1
China	10	5	-	-	3	2	5	-	-	3	2
Turkey	10	10	-	-	6	4	-	-	-	-	-
Georgia	9	8	-	-	4	4	1	-	-	1	-
Syria	8	5	2	-	2	1	3	2	1	-	-
Albania	6	6	-	-	6	-	-	-	-	-	-
Hungary	6	6	-	-	3	3	-	-	-	-	-
Israel	6	4	1	-	2	1	2	-	-	2	-
Nigeria	6	6	-	-	-	6	-	-	-	-	-
India	5	5	-	-	5	-	-	-	-	-	-
Belarus	4	2	-	-	-	2	2	-	-	2	-
Cameroon	4	4	-	-	3	1	-	-	-	-	-
Egypt	4	4	-	-	2	2	-	-	-	-	-
Philippines	4	1	1	-	-	-	3	-	1	1	1
Sudan	4	1	-	-	-	1	3	-	-	2	1
Armenia	3	3	-	-	-	3	-	-	-	-	-
Canada	3	1	-	-	1	-	2	-	-	2	-
Korean Republic	3	2	-	-	-	2	1	-	-	-	1
Montenegro	3	2	-	-	1	1	1	-	-	1	-
Palestine	3	3	-	-	3	-	-	-	-	-	-
Algeria	2	2	-	-	1	1	-	-	-	-	-
Benin	2	2	-	-	2	-	-	-	-	-	-
Kenya	2	2	-	-	2	-	-	-	-	-	-
Lebanon	2	2	-	-	1	1	-	-	-	-	-
Tunisia	2	2	-	-	1	1	-	-	-	-	-
Australia	1	-	-	-	-	-	1	-	-	1	-
Bangladesh	1	1	-	-	-	1	-	-	-	-	-
Colombia	1	-	-	-	-	-	1	-	-	1	-
Czech Republic	1	1	-	-	-	1	-	-	-	-	-
Dominica	1	1	-	-	1	-	-	-	-	-	-
Guinea	1	1	-	-	1	-	-	-	-	-	-
Jordan	1	1	-	-	-	1	-	-	-	-	-
Kosovo	1	1	-	-	-	1	-	-	-	-	-
Kuwait	1	1	-	-	-	1	-	-	-	-	-



continued overleaf



continued from previous page (2018)

Nationality	IS in total	Total	MALE				Total	FEMALE			
			0-13	14-17	18-34	35+		0-13	14-17	18-34	35+
Latvia	1	1	-	-	-	1	-	-	-	-	
Malajzia	1	1	-	-	-	1	-	-	-	-	
Mexico	1	-	-	-	-	-	1	-	-	1	-
Mongolia	1	-	-	-	-	-	1	-	-	1	-
Romania	1	1	-	-	1	-	-	-	-	-	-
Somalia	1	1	-	-	-	1	-	-	-	-	-
South Africa	1	1	-	-	1	-	-	-	-	-	-
United States, USA	1	1	-	-	1	-	-	-	-	-	-
Tajikistan	1	1	-	-	1	-	-	-	-	-	-
Thailand	1	-	-	-	-	-	1	-	-	-	1
TOTAL	2 471	1 921	16	20	1 002	883	550	15	4	237	294

IS in 2017 disaggregated by nationality, sex and age

Nationality	IS in total	Total	MALE				Total	FEMALE			
			0-13	14-17	18-34	35+		0-13	14-17	18-34	35+
Ukraine	1 751	1 336	2	-	750	584	415	3	-	203	209
Serbia	227	180	-	-	107	73	47	-	-	29	18
Iraq	107	61	16	5	33	7	46	19	3	20	4
Viet Nam	33	27	-	8	12	7	6	-	2	2	2
Afghanistan	32	29	1	7	20	1	3	-	-	1	2
Moldova	31	28	-	-	17	11	3	-	-	3	-
Iran	22	17	-	-	13	4	5	-	1	3	1
Syria	22	17	1	2	9	5	5	1	-	3	1
Russia	21	14	1	-	7	6	7	1	-	4	2
Bosnia and Herzegovina	16	14	-	-	12	2	2	-	-	2	-
Macedonia (FYROM)	15	8	-	-	6	2	7	-	-	4	3
Turkey	15	14	-	-	4	10	1	-	-	-	1
China	14	8	-	-	3	5	6	-	-	2	4
Pakistan	14	14	-	-	10	4	-	-	-	-	-
Hungary	11	6	-	-	2	4	5	-	-	3	2
Taiwan	11	10	-	-	8	2	1	-	-	1	-
Nigeria	8	7	-	-	5	2	1	-	-	1	-
Bangladesh	6	6	-	4	2	-	-	-	-	-	-
Canada	6	4	-	-	3	1	2	1	-	-	1
Sri Lanka	6	6	-	-	5	1	-	-	-	-	-
Belarus	5	5	-	-	4	1	-	-	-	-	-
Brazil	5	5	-	-	3	2	-	-	-	-	-
Korean Republic	5	4	-	-	1	3	1	-	-	1	-
Morocco	5	5	-	-	5	-	-	-	-	-	-
Algeria	4	4	-	-	3	1	-	-	-	-	-
Egypt	4	4	-	-	4	-	-	-	-	-	-
Israel	4	3	-	-	2	1	1	-	-	1	-
Libya	4	4	-	-	1	3	-	-	-	-	-
Unknown nationality	4	3	-	-	-	3	1	-	-	-	1
Georgia	3	2	-	-	1	1	1	-	-	1	-
India	3	3	-	-	3	-	-	-	-	-	-
Mexico	3	3	-	-	3	-	-	-	-	-	-
United States, USA	3	3	-	-	2	1	-	-	-	-	-
Albania	2	1	-	-	1	-	1	-	-	1	-
Cameroon	2	2	-	-	1	1	-	-	-	-	-
Ethiopia	2	1	-	-	1	-	1	-	-	1	-
Poland	2	2	-	-	2	-	-	-	-	-	-
Stateless	2	2	-	-	-	2	-	-	-	-	-
Tunisia	2	2	-	-	2	-	-	-	-	-	-
Armenia	1	1	-	-	-	1	-	-	-	-	-
Australia	1	1	-	-	-	1	-	-	-	-	-
Azerbaijan	1	1	-	-	1	-	-	-	-	-	-
Bahamas	1	1	-	-	1	-	-	-	-	-	-
Bolivia	1	1	-	-	-	1	-	-	-	-	-
Bulgaria	1	1	-	-	-	1	-	-	-	-	-
Colombia	1	-	-	-	-	-	1	-	-	1	-
Cuba	1	1	-	-	-	1	-	-	-	-	-



continued overleaf



continued from previous page (2017)

Nationality	IS in total	Total	MALE				Total	FEMALE			
			0-13	14-17	18-34	35+		0-13	14-17	18-34	35+
Ecuador	1	-	-	-	-	-	1	-	-	1	-
Germany	1	1	-	-	-	1	-	-	-	-	-
Guinea	1	1	-	-	1	-	-	-	-	-	-
Indonesia	1	-	-	-	-	-	1	-	-	1	-
Kosovo	1	1	-	-	-	1	-	-	-	-	-
Latvia	1	1	-	-	1	-	-	-	-	-	-
Mali	1	1	-	-	1	-	-	-	-	-	-
Mongolia	1	-	-	-	-	-	1	-	-	-	1
New Zealand	1	1	-	-	-	1	-	-	-	-	-
Peru	1	-	-	-	-	-	1	-	-	1	-
Philippines	1	-	-	-	-	-	1	-	-	1	-
Romania	1	1	-	-	1	-	-	-	-	-	-
Senegal	1	1	-	-	-	1	-	-	-	-	-
Sierra Leone	1	1	-	-	-	1	-	-	-	-	-
Tajikistan	1	1	-	-	-	1	-	-	-	-	-
Thailand	1	-	-	-	-	-	1	-	-	1	-
United Arab Emirates	1	1	-	-	1	-	-	-	-	-	-
Venezuela	1	1	-	-	1	-	-	-	-	-	-
TOTAL	2 458	1 883	21	26	1 075	761	575	25	6	292	252

IS by processing of cases by individual DBFPs in 2018

Nationality	Total	Thereof:			
		DBFP Bratislava	DBFP Bratislava	DBFP Bratislava	DBFP Bratislava
Ukraine	1 874	197	83	151	1 443
Serbia	207	171	34	2	-
Moldova	63	5	1	38	19
Afghanistan	48	16	23	9	-
Viet Nam	33	26	3	3	1
Macedonia (FYROM)	23	19	3	1	-
Russia	21	5	6	6	4
Azerbaijan	16	-	-	16	-
Iran	15	12	-	2	1
Iraq	14	5	5	4	-
Pakistan	14	-	11	3	-
Bosnia and Herzegovina	13	7	5	1	-
China	10	7	2	1	-
Turkey	10	5	2	3	-
Georgia	9	1	3	4	1
Syria	8	2	-	6	-
Albania	6	4	2	-	-
Israel	6	-	3	3	-
Hungary	6	-	-	6	-
Nigeria	6	5	-	1	-
India	5	1	-	4	-
Belarus	4	2	-	-	2
Cameroon	4	2	1	1	-
Egypt	4	3	1	-	-
Philippines	4	4	-	-	-
Sudan	4	-	-	-	4
Armenia	3	1	-	1	1
Canada	3	1	2	-	-
Korean Republic	3	1	2	-	-
Montenegro	3	3	-	-	-
Palestine	3	2	-	1	-
Algeria	2	1	1	-	-
Benin	2	2	-	-	-
Kenya	2	2	-	-	-
Lebanon	2	1	1	-	-
Tunisia	2	2	-	-	-
Australia	1	-	1	-	-
Bangladesh	1	1	-	-	-
Colombia	1	1	-	-	-
Czech Republic	1	1	-	-	-
Dominica	1	-	-	1	-
Guinea	1	-	1	-	-
Jordan	1	-	1	-	-
Kosovo	1	1	-	-	-
Kuwait	1	1	-	-	-
Latvia	1	-	-	1	-
Malajzia	1	-	-	1	-



continued overleaf



continued from previous page (2018)

Nationality	Total	Thereof:			
		DBFP Bratislava	RHCP B. Bystrica	RHCP Prešov	DBFP Bratislava
Mexico	1	-	1	-	-
Mongolia	1	1	-	-	-
Romania	1	-	-	-	1
Somalia	1	-	-	1	-
South Africa	1	1	-	-	-
United States, USA	1	-	1	-	-
Tajikistan	1	-	-	-	1
Thailand	1	1	-	-	-
TOTAL	2 471	523	199	271	1 478

IS by processing of cases by individual DBFPs in 2017

Nationality	Total	Thereof:			
		DBFP Bratislava	DBFP B. Bystrica	DBFP Prešov	DBFP Sobrance
Ukraine	1 751	396	145	148	1 062
Serbia	227	187	32	7	1
Iraq	107	34	73	-	-
Viet Nam	33	8	7	18	-
Afghanistan	32	21	5	6	-
Moldova	31	1	-	-	30
Iran	22	10	8	4	-
Syria	22	21	1	-	-
Russia	21	12	4	2	3
Bosnia and Herzegovina	16	12	3	1	-
Macedonia (FYROM)	15	14	1	-	-
Turkey	15	9	3	3	-
China	14	10	2	2	-
Pakistan	14	11	2	1	-
Hungary	11	1	-	9	1
Taiwan	11	11	-	-	-
Nigeria	8	6	2	-	-
Bangladesh	6	-	-	6	-
Canada	6	-	4	2	-
Sri Lanka	6	-	-	6	-
Belarus	5	3	1	1	-
Brazil	5	4	1	-	-
Korean Republic	5	-	5	-	-
Morocco	5	3	-	1	1
Algeria	4	2	2	-	-
Egypt	4	1	3	-	-
Israel	4	2	-	2	-
Libya	4	1	2	1	-
Unknown nationality	4	4	-	-	-
Georgia	3	1	-	1	1
India	3	-	-	3	-
Mexico	3	1	-	1	1
United States, USA	3	1	1	1	-
Albania	2	2	-	-	-
Cameroon	2	2	-	-	-
Ethiopia	2	1	-	1	-
Poland	2	1	1	-	-
Stateless	2	1	-	1	-
Tunisia	2	2	-	-	-
Armenia	1	-	-	1	-
Australia	1	-	1	-	-
Azerbaijan	1	-	1	-	-
Bahamas	1	1	-	-	-
Bolivia	1	1	-	-	-
Bulgaria	1	1	-	-	-
Colombia	1	-	1	-	-
Cuba	1	-	1	-	-



continued overleaf



continued from previous page (2017)

Nationality	Total	Thereof:			
		DBFP Bratislava	DBFP B. Bystrica	DBFP Prešov	DBFP Sobrance
Ecuador	1	1	-	-	-
Germany	1	-	-	1	-
Guinea	1	-	1	-	-
Indonesia	1	1	-	-	-
Kosovo	1	1	-	-	-
Latvia	1	-	-	1	-
Mali	1	1	-	-	-
Mongolia	1	-	-	1	-
New Zealand	1	1	-	-	-
Peru	1	-	1	-	-
Philippines	1	-	1	-	-
Romania	1	1	-	-	-
Senegal	1	-	-	1	-
Sierra Leone	1	1	-	-	-
Tajikistan	1	1	-	-	-
Thailand	1	1	-	-	-
United Arab Emirates	1	-	-	1	-
Venezuela	1	1	-	-	-
TOTAL	2 458	809	315	234	1 100

IS by processing of cases by individual units of DBFP Bratislava in 2018

Nationality	Total	Thereof:						
		FPU PF Bratislava	FPU PF Dunajská Streda	FPU PF Nitra	FPU PF Nové Zámky	FPU PF Trnava	BCU PF Bratislava Airport	MU PF Bratislava
Ukraine	197	117	8	26	18	13	3	12
Serbia	171	86	7	38	7	27	3	3
Viet Nam	26	4	1	7	12	2	-	-
Macedonia (FYROM)	19	6	-	13	-	-	-	-
Afghanistan	16	8	-	-	7	1	-	-
Iran	12	8	-	-	4	-	-	-
Bosnia and Herzegovina	7	4	-	2	1	-	-	-
China	7	6	-	-	1	-	-	-
Iraq	5	-	-	5	-	-	-	-
Moldova	5	4	1	-	-	-	-	-
Nigeria	5	-	-	2	1	2	-	-
Russia	5	3	-	-	-	1	1	-
Turkey	5	5	-	-	-	-	-	-
Albania	4	3	-	-	-	-	1	-
Philippines	4	2	-	-	1	1	-	-
Montenegro	3	-	-	3	-	-	-	-
Egypt	3	1	-	-	-	1	1	-
Benin	2	1	-	-	-	-	-	1
Belarus	2	-	-	2	-	-	-	-
Cameroon	2	-	-	2	-	-	-	-
Kenya	2	2	-	-	-	-	-	-
Palestine	2	2	-	-	-	-	-	-
Syria	2	-	-	-	-	2	-	-
Tunisia	2	2	-	-	-	-	-	-
Algeria	1	-	-	-	-	-	1	-
Armenia	1	-	-	1	-	-	-	-
Bangladesh	1	-	-	-	-	1	-	-
Canada	1	1	-	-	-	-	-	-
Colombia	1	-	-	-	-	1	-	-
Czech Republic	1	-	-	-	-	-	-	1
Georgia	1	-	-	1	-	-	-	-
India	1	1	-	-	-	-	-	-
Korean Republic	1	1	-	-	-	-	-	-
Kosovo	1	-	-	1	-	-	-	-
Kuwait	1	-	-	-	-	1	-	-
Lebanon	1	-	1	-	-	-	-	-
Mongolia	1	1	-	-	-	-	-	-
South Africa	1	1	-	-	-	-	-	-
Thailand	1	1	-	-	-	-	-	-
TOTAL	523	270	18	103	52	53	10	17

IS by processing of cases by individual units of DBFP Banská Bystrica in 2018

Nationality	Total	Thereof:				
		FPU PF Bratislava	FPU PF Rimavská Sobota	FPU PF Trenčín	FPU PF Bratislava	MU PF Banská Bystrica
Ukraine	83	10	-	9	61	3
Serbia	34	12	2	14	6	-
Afghanistan	23	5	3	3	11	1
Pakistan	11	6	-	2	3	-
Russia	6	4	2	-	-	-
Bosnia and Herzegovina	5	-	-	1	4	-
Iraq	5	-	-	-	5	-
Georgia	3	-	-	-	3	-
Israel	3	-	-	-	3	-
Macedonia (FYROM)	3	1	-	-	2	-
Viet Nam	3	1	-	-	2	-
Albania	2	-	-	1	1	-
Canada	2	2	-	-	-	-
China	2	1	-	-	1	-
Korean Republic	2	-	-	1	1	-
Turkey	2	-	-	-	2	-
Algeria	1	-	-	-	1	-
Australia	1	1	-	-	-	-
Cameroon	1	1	-	-	-	-
Egypt	1	-	-	-	1	-
Guinea	1	-	-	1	-	-
Jordan	1	-	-	-	1	-
Lebanon	1	-	-	-	1	-
Mexico	1	-	-	-	1	-
Moldova	1	-	-	-	1	-
United States, USA	1	1	-	-	-	-
TOTAL	199	45	7	32	111	4

IS by processing of cases by individual units of DBFP Prešov in 2018

Nationality	Total	Thereof:						
		FPU PF Košice	FPU PF Michalovce	FPU PF Prešov	BCU PF Košice Airport	BCU PF Poprad Airport	AU PF Humenné till 1.11.2018	MU PF Prešov
Ukraine	151	56	68	20	1	-	2	4
Moldova	38	38	-	-	-	-	-	-
Azerbaijan	16	-	-	-	16	-	-	-
Afghanistan	9	4	-	-	-	-	5	-
Hungary	6	-	6	-	-	-	-	-
Russia	6	2	1	1	2	-	-	-
Syria	6	-	-	6	-	-	-	-
Georgia	4	-	-	-	4	-	-	-
India	4	3	1	-	-	-	-	-
Iraq	4	1	1	1	1	-	-	-
Israel	3	2	1	-	-	-	-	-
Pakistan	3	1	2	-	-	-	-	-
Turkey	3	-	1	-	2	-	-	-
Viet Nam	3	2	-	1	-	-	-	-
Iran	2	-	-	-	-	-	2	-
Serbia	2	1	-	1	-	-	-	-
Armenia	1	-	-	-	1	-	-	-
Bosnia and	1	1	-	-	-	-	-	-
China	1	-	-	-	1	-	-	-
Dominica	1	1	-	-	-	-	-	-
Cameroon	1	1	-	-	-	-	-	-
Latvia	1	-	1	-	-	-	-	-
Macedonia (FYROM)	1	-	-	1	-	-	-	-
Malajzia	1	1	-	-	-	-	-	-
Nigeria	1	-	1	-	-	-	-	-
Palestine	1	-	1	-	-	-	-	-
Somalia	1	-	-	-	-	-	1	-
TOTAL	271	114	84	31	28	0	10	4

IS by processing of cases by individual units of DBFP Sobrance in 2018

Nationality	Total	BCU PF:										
		Zboj	Topoľa	Ulič	Ubľa	Podhorod'	Petrovce	Vyšné Nemecké	Maťovské Vojkovce	Veľké Slemence	Čierna nad Tisou	AU PF Humenné since 1.11.2018
Ukraine	1 443	1	-	-	442	1	-	960	1	21	17	-
Moldova	19	-	-	-	2	-	-	17	-	-	-	-
Russia	4	-	-	-	2	-	-	2	-	-	-	-
Sudan	4	-	-	-	-	-	-	-	-	-	-	4
Belarus	2	-	-	1	-	-	-	1	-	-	-	-
Armenia	1	-	-	-	1	-	-	-	-	-	-	-
Georgia	1	-	-	-	-	-	-	1	-	-	-	-
Iran	1	-	-	-	-	-	-	-	-	-	1	-
Romania	1	-	-	-	1	-	-	-	-	-	-	-
Tajikistan	1	-	-	-	-	-	-	1	-	-	-	-
Viet Nam	1	-	-	-	-	-	-	-	-	-	-	1
TOTAL	1 478	1	0	1	448	1	0	982	1	21	18	5

2.3 Unaccompanied minors apprehended for IBC and IS

Unaccompanied minors apprehended for IBC and IS in 2018

Nationality	Unaccompanied minors apprehended for:		
	Total	IBC	IS
Afghanistan	9	-	9
Pakistan	4	-	4
Viet Nam	2	-	2
Albania	1	1	-
Belarus	1	1	-
TOTAL	17	2	15

Unaccompanied minors apprehended for IBC and IS in 2017

Nationality	Unaccompanied minors apprehended for:		
	Total	IBC	IS
Viet Nam	10	-	10
Iraq	6	-	6
Bangladesh	4	-	4
Afghanistan	3	-	3
Syria	2	-	2
TOTAL	25	0	25

Unaccompanied minors apprehended for IBC and IS in 2018 disaggregated by nationality, sex and age

Nationality	UM in total	Total	MALE		Total	FEMALE	
			0-13	14-17		0-13	14-17
Afghanistan	9	9	-	9	-	-	-
Pakistan	4	4	1	3	-	-	-
Viet Nam	2	2	-	2	-	-	-
Albania	1	-	-	-	1	-	1
Belarus	1	1	-	1	-	-	-
TOTAL	17	16	1	15	1	0	1

Unaccompanied minors apprehended for IBC and IS in 2017 disaggregated by nationality, sex and age

Nationality	UM in total	Total	MALE		Total	FEMALE	
			0-13	14-17		0-13	14-17
Viet Nam	10	8	-	8	2	-	2
Iraq	6	5	-	5	1	1	-
Bangladesh	4	4	-	4	-	-	-
Afghanistan	3	3	-	3	-	-	-
Syria	2	2	-	2	-	-	-
TOTAL	25	22	0	22	3	1	2

Note:

Stated age in the age category (0-13, 14-17) is valid at the time of apprehension of unaccompanied minors for IBC and IS.

2.4 Asylum applications

Overview of asylum applications submitted in 2018

Nationality	Number of submitted asylum applications
Afghanistan	31
Iraq	24
Jemen	20
Azerbaijan	16
Iran	15
Pakistan	14
Viet Nam	8
Georgia	7
Ukraine	6
India	5
China	4
Russia	4
Turkey	3
Algeria	2
Eritrea	2
Jordan	2
Morocco	2
Serbia	2
Syria	2
Albania	1
Armenia	1
Belarus	1
Czech Republic	1
Israel	1
Palestine	1
Slovenia	1
Somalia	1
Stateless	1
TOTAL	178

Overview of asylum applications submitted in 2017

Nationality	Number of submitted asylum applications
Afghanistan	23
Viet Nam	21
Iraq	12
Syria	11
Pakistan	10
Morocco	9
Ukraine	9
Cuba	8
Iran	7
Sri Lanka	7
Libya	6
Turkey	6
Russia	5
Algeria	4
Bangladesh	4
India	4
Poland	4
China	3
Nigeria	2
Bulgaria	1
Democratic Republic of the Congo	1
Egypt	1
Ethiopia	1
Jordan	1
Mali	1
Mexico	1
Senegal	1
Sierra Leone	1
Stateless	1
Unknown nationality	1
SPOLU	166

Note:

In above mentioned amount of asylum applications are included all asylum applications given in mentioned periods on police units without regard to fact, that foreigner was in SR legally or illegally. Repeated asylum applications are also included.

Overview of asylum applications submitted by illegal migrants apprehended for IBC and IS in 2018

		Number of apprehended illegal migrants	Number of asylum applications
IBC	External land border between BCPs	262	2
	External land border at BCPs	57	0
	External air border - airports	29	23
	TOTAL	348	25
IS	inland	919	43
	At BCPs - departing from the SR	1 472	0
	Returned from other member state	80	66
	TOTAL	2 471	109
TOTAL		2 819	134

Overview of asylum applications submitted by illegal migrants apprehended for IBC and IS in 2017

		Number of apprehended illegal migrants	Number of asylum applications
IBC	External land border between BCPs	205	10
	External land border at BCPs	37	0
	External air border - airports	6	1
	SPOLU	248	11
IS	inland	1 317	89
	At BCPs - departing from the SR	1 112	0
	Returned from other member state	29	19
	TOTAL	2 458	108
TOTAL		2 706	119

Overview of asylum applications submitted by illegal migrants apprehended for IBC and IS in 2018 disaggregated by nationality of applicant

Nationality	Total	Asylum applications by IBC			Asylum applications by IS		
		Land border:		Airports	On internal borders at Airports	at BCPs - departing from the SR	Returned from other MS
		between BCPs	at BCPs				
Afghanistan	26	-	-	-	15	-	11
Jemen	19	-	-	19	-	-	-
Azerbaijan	16	-	-	-	-	-	16
Pakistan	14	-	-	-	8	-	6
Iran	9	-	-	2	3	-	4
Iraq	8	-	-	-	2	-	6
Viet Nam	8	-	-	-	8	-	-
Georgia	7	-	-	1	-	-	6
Syria	6	-	-	-	-	-	6
China	4	-	-	-	-	-	4
Ukraine	4	-	-	-	3	-	1
Turkey	3	1	-	-	-	-	2
Russia	2	-	-	-	-	-	2
Albania	1	-	-	1	-	-	-
Armenia	1	-	-	-	-	-	1
Belarus	1	1	-	-	-	-	-
India	1	-	-	-	1	-	-
Israel	1	-	-	-	1	-	-
Jordan	1	-	-	-	-	-	1
Palestine	1	-	-	-	1	-	-
Somalia	1	-	-	-	1	-	-
TOTAL	134	2	0	23	43	0	66

Overview of asylum applications submitted by illegal migrants apprehended for IBC and IS in 2017 disaggregated by nationality of applicant

Nationality	Total	Asylum applications by IBC			Asylum applications by IS		
		Land border:		Airports	On internal borders at Airports	at BCPs - departing from the SR	Returned from other MS
		between BCPs	at BCPs				
Afghanistan	22	1	-	-	18	-	3
Viet Nam	20	8	-	-	12	-	-
Pakistan	10	-	-	-	8	-	2
Iraq	8	-	-	-	8	-	-
Morocco	6	-	-	-	6	-	-
Sri Lanka	6	-	-	-	5	-	1
Turkey	6	-	-	1	3	-	2
Ukraine	6	-	-	-	4	-	2
Russia	5	1	-	-	-	-	4
Algeria	4	-	-	-	4	-	-
Bangladesh	4	-	-	-	4	-	-
China	3	-	-	-	-	-	3
Iran	3	-	-	-	3	-	-
Syria	3	-	-	-	3	-	-
India	2	-	-	-	2	-	-
Nigeria	2	-	-	-	1	-	1
Egypt	1	-	-	-	1	-	-
Ethiopia	1	-	-	-	-	-	1
Libya	1	-	-	-	1	-	-
Mali	1	-	-	-	1	-	-
Mexico	1	-	-	-	1	-	-
Senegal	1	-	-	-	1	-	-
Sierra Leone	1	-	-	-	1	-	-
Stateless	1	-	-	-	1	-	-
Unknown nationality	1	-	-	-	1	-	-
TOTAL	119	10	0	1	89	0	19

2.5 False Travel, Residence and other documents

Number of persons, documents and BCSs by the place of detection in 2017 and 2018

		2017			2018		
		persons	documents*	BCSs	persons	documents*	BCSs
Land border	At BCPs - entering the SR	29	40	83	24	20	10
	At BCPs - departing from the SR	25	16	26	17	10	43
	In the vicinity of land border (border surveillance)	-	-	-	-	-	-
	Total	54	56	109	41	30	53
Airports	Non-Schengen flights	7	8	8	7	7	4
	Intra-Schengen flights (random check)	-	-	-	-	-	-
	In airport area (or in its vicinity)	-	-	-	-	-	-
	Total	7	8	8	7	7	4
Inland	At FPU PF	8	10	-	28	27	5
	At AU PF	-	-	-	-	-	-
	In PDCA	-	-	-	-	-	-
	Other	14	16	-	6	6	-
	Total	22	26	0	34	33	5
TOTAL on the territory of SR		83	90	117	82	70	62
GC SR in Uzhhorod (Detected by DAU DBFP Sobrance)		2	2	0	0	0	0

* Except for those Passports in which no changes have been made and they contain counterfeit/forged/fraudulently obtained documents or BCSs

Number of persons, documents and BCSs by DBFPs and PDCAs in 2017 and 2018

	2017			2018		
	persons	documents*	BCSs	persons	documents*	BCSs
DBFP Bratislava	11	15	8	34	33	5
DBFP Banská Bystrica	11	12	-	3	3	-
DBFP Prešov	7	7	-	4	4	4
DBFP Sobrance**	54	56	109	41	30	53
UPZC Medveďov	-	-	-	-	-	-
UPZC Sečovce	-	-	-	-	-	-
TOTAL	83	90	117	82	70	62

* Except for those Passports in which no changes have been made and they contain counterfeit/forged/fraudulently obtained documents or BCSs

** Except for cases at GC SR in Uzhhorod

Number of documents and BCSs by the place of detection in 2016 and 2017

		2017					2018				
		Total on the territory of SR	Land border	Airports	Inland	GC SR Uzhhorod	Total on the territory of SR	Land border	Airports	Inland	GC SR Uzhhorod
DOCUMENTS*	Passport*	25	20	2	3	2	13	8	3	2	-
	IDC	29	15	2	12	-	26	3	3	20	-
	Other TD	0	-	-	-	-	0	-	-	-	-
	Visa	16	12	4	-	-	7	6	1	-	-
	Residence permit	4	4	-	-	-	11	10	-	1	-
	Driving licence	7	5	-	2	-	3	3	-	-	-
	Civil status document	0	-	-	-	-	0	-	-	-	-
	Criminal records	5	-	-	5	-	8	-	-	8	-
	Evidence of education	1	-	-	1	-	1	-	-	1	-
	Other supportive document	3	-	-	3	-	1	-	-	1	-
	Other	0	-	-	-	-	0	-	-	-	-
	TOTAL	90	56	8	26	2	70	30	7	33	0
BCSs		117	109	8	0	0	62	53	4	5	0

* Except for those Passports in which no changes have been made and they contain counterfeit/forged/fraudulently obtained documents or BCSs

Travel documents (Passports, ID cards and other TDs) by type of fraud detected on the territory of the SR (GC SR Uzhhorod excluded) in 2017 and 2018

		Total (a – l)	a	b	c	d	e	f	g	h	i	j	k	l	genuine (x)
2017	Passport	25	2	2	3	-	2	-	15	-	-	-	-	1	30
	IDC	29	-	-	-	-	-	-	-	1	27	1	-	-	-
	Other TD	0	-	-	-	-	-	-	-	-	-	-	-	-	-
	TOTAL	54	2	2	3	0	2	0	15	1	27	1	0	1	30
2018	Passport	13	2	-	1	-	1	-	7	-	-	-	1	1	21
	IDC	26	-	-	-	-	-	-	-	-	22	2	2	-	-
	Other TD	0	-	-	-	-	-	-	-	-	-	-	-	-	-
	TOTAL	39	2	0	1	0	1	0	7	0	22	2	3	1	21

- a. Photo substitution
- b. Unauthorized data alteration/addition
- c. Data page substitution
- d. Inner pages(except for data page) substitution
- e. Data page overlapping (multiple changes – photo substitution incl. Unauthorized data alteration/addition)
- f. Electronic device (any changes, interventions or damages)
- g. Unauthorized interventions to document (damage, overlapping of parts of document, wet stamps removal)
- h. Stolen blank travel document (unauthorized personalization)
- i. counterfeit (made by counterfeiter)
- j. Fantasy/Camouflage document (without legal validity)
- k. Genuine travel document misused by other person (impersonation)
- l. Fraudulently obtained document (e.g. issuance based on false personal data or due to corruption)
- x. Genuine Passports in which no changes have been made and they contain counterfeit/forged/fraudulently obtained documents or BCSs

Documents and BCs detected in 2018 by place of detection, nationality of person and country of origin of the document

	Persons (incl. cases without persons *)		Documents								BCS	
	Nationality	Number	Country of origin of the document **	pas		IDC	Visa Number	RP	Other****			
				False	genuine x)***				Number	type		
Land border	Ukraine	6	Ukraine	4	-	-	-	-	2	VP	-	
	Hungary	1	Ukraine	-	-	-	-	-	1	VP	-	
	Turkey	2	Finland	-	-	2	-	-	-	-	-	
	Turkey	1	France	-	-	-	-	1	-	-	-	
	Ukraine	1	Ukraine	-	1	-	-	-	-	-	-	-
			Lithuania	-	-	-	-	-	-	-	-	2
	Ukraine	3	Ukraine	-	3	-	-	-	-	-	-	-
			Poland	-	-	-	-	-	-	-	-	6
	Ukraine	3	Ukraine	-	3	-	-	-	-	-	-	-
			Slovakia	-	-	-	-	-	-	-	-	8
	Ukraine	1	Ukraine	-	1	-	-	-	-	-	-	-
			Spain	-	-	-	-	-	-	-	-	2
	Turkey	2	Turkey	-	2	-	-	-	-	-	-	-
			Germany	-	-	-	-	2	-	-	-	-
	Turkey	1	Turkey	-	1	-	-	-	-	-	-	-
			Austria	-	-	-	1	-	-	-	-	-
	Tajikistan	1	Tajikistan	1	-	-	-	-	-	-	-	-
			Turkey	-	-	-	2	-	-	-	-	-
			Latvia	-	-	-	-	-	-	-	-	5
	Ukraine	2	Ukraine	-	2	-	-	-	-	-	-	-
			Poland	-	-	-	-	-	-	-	-	12
			Finland	-	-	-	-	-	-	-	-	4
			Czech Republic	-	-	-	-	-	-	-	-	2
	Ukraine	1	Ukraine	-	1	-	-	-	-	-	-	-
			Israel	-	-	-	1	-	-	-	-	-
	Ukraine	1	Ukraine	-	1	-	-	-	-	-	-	-
			Poland	-	-	-	1	-	-	-	-	2
	Cuba	2	Spain	-	-	-	-	2	-	-	--	
	Ukraine	1	Ukraine	-	1	-	-	-	-	-	-	-
			Hungary	-	-	-	-	-	-	-	-	2
	Turkey	1	Belgium	-	-	1	-	-	-	-	-	
	Kongo	1	Belgium	-	-	-	-	1	-	-	-	
	Ukraine	1	Ukraine	1	-	-	-	-	-	-	-	-
			Poland	-	-	-	-	-	-	-	-	2
	Ukraine	1	Slovakia	1	-	-	-	-	-	-	-	
	Ukraine	1	Ukraine	-	1	-	-	-	-	-	-	-
			Poland	-	-	-	-	-	-	-	-	4
	Ukraine	1	Ukraine	-	1	-	-	-	-	-	-	-
			Poland	-	-	-	-	-	-	-	-	2
	Turkey	1	Turkey	-	1	-	-	-	-	-	-	-
			France	-	-	-	1	-	-	-	-	-
Ukraine	1	Ukraine	1	-	-	-	-	-	-	-		
Dominican Republic	2	Spain	-	-	-	-	2	-	-	-		
Cuba	1	Spain	-	-	-	-	1	-	-	-		
Ukraine	1	Lithuania	-	-	-	-	1	-	-	-		
TOTAL	41	---	8	19	3	6	10	3	---	53		

	Persons (incl. cases without persons *)		Documents								BCS	
	Nationality	Number	Country of origin of the document **	Passport		IDC	Visa	RP	Other****			
				False	genuine (x)***				Number	Type		
Airports	Albania	1	Italy	-	-	1	-	-	-	-	-	
	Russia	1	Russia	-	1	-	-	-	-	-	-	
			Italy	-	-	-	1	-	-	-	-	
	Ukraine	1	Hungary	1	-	-	-	-	-	-	-	
	Ukraine	1	Poland	-	-	1	-	-	-	-	-	
	Iran	2	Israel	2	-	-	-	-	-	-	-	-
			Spain	-	-	-	-	-	-	-	-	2
			Italy	-	-	-	-	-	-	-	-	2
Albania	1	Romania	-	-	1	-	-	-	-	-		
Total	7	---	3	1	3	1	0	0	---	4		
Inland	Russia	1	Russia	-	-	-	-	-	1	RT	-	
	Serbia	2	Serbia	1	-	-	-	-	1	DoV	-	
	Ukraine	4	Romania	-	-	4	-	-	-	-	-	
	Ukraine	3	Ukraine	-	-	-	-	-	3	RT	-	
	Serbia	1	Serbia	-	1	-	-	-	-	-	-	
			Hungary	-	-	-	-	-	-	-	1	
	Slovakia	1	Slovakia	-	-	-	-	-	1	IPD	-	
	Ukraine	13	Romania	-	-	13	-	-	-	-	-	
	Serbia	1	Romania	-	-	1	-	-	-	-	-	
	Ukraine	4	Ukraine	-	-	-	-	-	4	RT	-	
	Ukraine	2	Bulgaria	-	-	2	-	-	-	-	-	
	Benin	1	Italy	-	-	-	-	1	-	-	-	
	Kosovo	1	Serbia	1	-	-	-	-	-	-	-	-
			Switzerland	-	-	-	-	-	-	-	-	2
France			-	-	-	-	-	-	-	-	2	
Total	34	---	2	1	20	0	1	10	---	5		
TOTAL on the territory of SR	82	---	13	21	26	7	11	13	---	62		
GC SR Uzhorod (detected by DAU DBFP (Sobrance) (DBFP SO))	---	-	---	-	-	-	-	-	-	-		
	Total	0	---	0	0	0	0	0	0	---	0	

* e. g. documents found in airport premises, Police units premises, in forger's workshop etc.

** The state whose document (travel document, visa, residents permit, border crossing stamp) was falsified (for example in the case of forged visa, the state which issued the visa is reported)

*** Type of fraud „x“- genuine passport in which no changes have been made and they contain counterfeit/forged/fraudulently obtained documents or BCSs

**** Column „type“-contains abbreviations as follows:

DL – driving license
CSD – civil status document
CR – criminal records
EoE – evidence of education
OSD – other supportive document
OTD – other travel document

Counterfeit, forged and fraudulently obtained BCSs detected in 2017 and 2018

	2017			2018		
	Persons	BCSs		Persons	BCSs	
		False	Fraudulently obtained		False	Fraudulently obtained
Land border at BCP - entry to the SR	13	83	-	4	10	-
Land border at BCP – departure from SR	12	22	4	12	43	-
Non-Schengen flight	1	8	-	2	4	-
Intra-Schengen flight *	-	-	-	-	-	-
Inland	-	-	-	2	5	-
TOTAL on the territory of SR	26	113	4	20	62	0
GC SR Uzhhorod (detected by DAU DBFP Sobrance)	0	0	0	0	0	0

* during spot-checks

2.6 Refusal of entry

Refusal of entry at the external border in 2017 and 2018 by reason for refusal

Reason for refusal	2017			2018		
	Total	Thereof:		Total	Thereof:	
		Land border	Airports		Land border	Airports
A	1	1	-	11	10	1
B	27	25	2	11	11	-
C	463	449	14	384	336	48
D	3	3	-	12	11	1
E	91	91	-	31	23	8
F	299	269	30	391	344	47
G	25	25	-	13	12	1
H1	200	181	19	957	917	40
H2	7	7	-	35	34	1
I	0	-	-	0	-	-
Refusal of entry to EU national	1	1	-	0	-	-
TOTAL	1 117	1 052	65	1 845	1 698	147

Note:

Refusal of entry to EU national - this category includes EU nationals who were refused to enter the SR according Art. 11 of the Act on stay of foreigners.

Reasons for refusal of entry as listed in Article 14 Regulation (EU) 2016/399 of the European Parliament and of the Council of 9 March 2016 on a Union Code on the rules governing the movement of persons across borders (Schengen Borders Code):

A - Has no valid travel document(s)

B - Has a false/counterfeit/forged travel document

C - Has no valid visa or residence permit

D - Has a false/counterfeit/forged visa or residence permit

E - Has no appropriate documentation justifying the purpose and conditions of stay

F - Has already stayed for 90 days in the preceding 180-day period on the territory of the Member States of the EU

G - Does not have sufficient means of subsistence in relation to the period and form of stay, or the means to return to the country of origin or transit

H1 - Person for whom an alert has been issued in the SIS for the purposes of refusing entry

H2 - Person for whom an alert has been issued in national register for the purposes of refusing entry

I - Is considered to be a threat to public policy, internal security, public health or the international relations of one or more of the Member States of the EU

Refusals of entry in 2018

		Reasons											Refusal of entry to EU national
		Total	Refusal of entry										
			A	B	C	D	E	F	G	H1	H2	I	
LAND BORDER	Ukraine	1 598	6	8	298	-	13	331	12	896	34	-	-
	Moldova	35	-	-	3	-	9	8	-	15	-	-	-
	Belarus	15	-	-	14	-	1	-	-	-	-	-	-
	Turkey	9	-	3	1	5	-	-	-	-	-	-	-
	Russia	8	-	-	7	-	-	1	-	-	-	-	-
	Azerbaijan	5	-	-	5	-	-	-	-	-	-	-	-
	Democractic republic of Congo	5	4	-	-	1	-	-	-	-	-	-	-
	Serbia	5	-	-	4	-	-	1	-	-	-	-	-
	Georgia	4	-	-	-	-	-	1	-	3	-	-	-
	Dominican Republic	3	-	-	1	2	-	-	-	-	-	-	-
	Cuba	3	-	-	-	3	-	-	-	-	-	-	-
	Macedonia (FYROM)	2	-	-	-	-	-	1	-	1	-	-	-
	Albania	1	-	-	-	-	-	-	-	1	-	-	-
	Cameroon	1	-	-	1	-	-	-	-	-	-	-	-
	Chile	1	-	-	-	-	-	-	-	1	-	-	-
	India	1	-	-	1	-	-	-	-	-	-	-	-
	Kuwait	1	-	-	1	-	-	-	-	-	-	-	-
	United States, USA	1	-	-	-	-	-	1	-	-	-	-	-
	TOTAL	1 698	10	11	336	11	23	344	12	917	34	0	0
AIRPORTS	Serbia	25	-	-	-	-	-	16	-	9	-	-	-
	Macedonia (FYROM)	24	-	-	-	-	-	19	-	5	-	-	-
	Albania	22	-	-	-	-	-	4	-	18	-	-	-
	Ukraine	14	-	-	3	-	-	6	-	4	1	-	-
	Russia	11	-	-	8	1	-	1	-	1	-	-	-
	Jemen	8	-	-	-	-	8	-	-	-	-	-	-
	Syria	7	-	-	7	-	-	-	-	-	-	-	-
	Turkey	5	-	-	4	-	-	-	1	-	-	-	-
	India	4	-	-	4	-	-	-	-	-	-	-	-
	Afghanistan	3	-	-	3	-	-	-	-	-	-	-	-
	Iran	3	-	-	3	-	-	-	-	-	-	-	-
	Zimbabwe	3	-	-	3	-	-	-	-	-	-	-	-
	Pakistan	2	-	-	2	-	-	-	-	-	-	-	-
	Belarus	1	-	-	1	-	-	-	-	-	-	-	-
	Georgia	1	-	-	-	-	-	-	-	1	-	-	-
	Guinea	1	-	-	1	-	-	-	-	-	-	-	-
	Iraq	1	-	-	1	-	-	-	-	-	-	-	-
	Democractic republic of Congo	1	-	-	1	-	-	-	-	-	-	-	-
	Kosovo	1	-	-	1	-	-	-	-	-	-	-	-
	Libya	1	-	-	1	-	-	-	-	-	-	-	-
	Morocco	1	-	-	-	-	-	-	-	1	-	-	-
	Nigeria	1	-	-	-	-	-	-	-	1	-	-	-
	Palestine	1	-	-	1	-	-	-	-	-	-	-	-
	Rwanda	1	-	-	1	-	-	-	-	-	-	-	-
Somalia	1	-	-	1	-	-	-	-	-	-	-	-	
Tunisia	1	-	-	-	-	-	1	-	-	-	-	-	
Turkish Republic of Northern Cyprus	1	1	-	-	-	-	-	-	-	-	-	-	
Uzbekistan	1	-	-	1	-	-	-	-	-	-	-	-	
Viet Nam	1	-	-	1	-	-	-	-	-	-	-	-	
TOTAL	147	1	0	48	1	8	47	1	40	1	0	0	
TOTAL	1 845	11	11	384	12	31	391	13	957	35	0	0	

Refusals of entry in 2017

		Reasons											Refusal of entry to EU national
		Total	Refusal of entry										
			A	B	C	D	E	F	G	H1	H2	I	
LAND BORDER	Ukraine	942	1	18	397	1	74	262	23	159	7	-	-
	Moldova	48	-	-	10	-	16	4	2	16	-	-	-
	Belarus	10	-	-	10	-	-	-	-	-	-	-	-
	Turkey	9	-	7	1	-	-	1	-	-	-	-	-
	Georgia	6	-	-	1	-	-	-	-	5	-	-	-
	Azerbaijan	5	-	-	5	-	-	-	-	-	-	-	-
	Iraq	5	-	-	5	-	-	-	-	-	-	-	-
	Russia	5	-	-	5	-	-	-	-	-	-	-	-
	India	4	-	-	4	-	-	-	-	-	-	-	-
	Armenia	3	-	-	3	-	-	-	-	-	-	-	-
	Jordan	3	-	-	3	-	-	-	-	-	-	-	-
	Cuba	2	-	-	-	2	-	-	-	-	-	-	-
	Nigeria	2	-	-	2	-	-	-	-	-	-	-	-
	Serbia	2	-	-	-	-	-	1	-	1	-	-	-
	Egypt	1	-	-	1	-	-	-	-	-	-	-	-
	Kazakhstan	1	-	-	1	-	-	-	-	-	-	-	-
	Hungary	1	-	-	-	-	-	-	-	-	-	-	1
	Morocco	1	-	-	-	-	1	-	-	-	-	-	-
	United States, USA	1	-	-	-	-	-	1	-	-	-	-	-
	Sudan	1	-	-	1	-	-	-	-	-	-	-	-
TOTAL	1 052	1	25	449	3	91	269	25	181	7	0	1	
AIRPORTS	Serbia	21	-	-	-	-	-	13	-	8	-	-	-
	Macedonia (FYROM)	14	-	1	-	-	-	9	-	4	-	-	-
	Albania	10	-	-	-	-	-	4	-	6	-	-	-
	Russia	4	-	-	4	-	-	-	-	-	-	-	-
	Bosnia and Herzegovina	3	-	-	-	-	-	3	-	-	-	-	-
	Ukraine	3	-	-	2	-	-	-	-	1	-	-	-
	Azerbaijan	1	-	-	1	-	-	-	-	-	-	-	-
	Belarus	1	-	-	1	-	-	-	-	-	-	-	-
	Fidži	1	-	-	1	-	-	-	-	-	-	-	-
	South Africa	1	-	-	1	-	-	-	-	-	-	-	-
	Kosovo	1	-	-	1	-	-	-	-	-	-	-	-
	Kuwait	1	-	-	1	-	-	-	-	-	-	-	-
	Lebanon	1	-	-	1	-	-	-	-	-	-	-	-
	Maurícius	1	-	-	-	-	-	1	-	-	-	-	-
	Unknown nationality	1	-	1	-	-	-	-	-	-	-	-	-
	Sudan	1	-	-	1	-	-	-	-	-	-	-	-
TOTAL	65	0	2	14	0	0	30	0	19	0	0	0	
TOTAL	1 117	1	27	463	3	91	299	25	200	7	0	1	

Refusal of entry of third country nationals in 2018 at the external land border by individual BCPs and reasons for refusal

		Reasons for refusal										
		Total	Thereof:									
			A	B	C	D	E	F	G	H1	H2	I
Ubl'a		579	-	-	167	-	1	175	5	223	8	-
Thereof:	Ukraine	569	-	-	163	-	1	172	5	220	8	-
	Russia	5	-	-	4	-	-	1	-	-	-	-
	Moldova	3	-	-	-	-	-	1	-	2	-	-
	Georgia	2	-	-	-	-	-	1	-	1	-	-
Vyšné Nemecké		1 002	5	8	152	2	11	148	3	652	21	-
Thereof:	Ukraine	933	5	8	123	-	1	138	3	634	21	-
	Moldova	32	-	-	3	-	9	7	-	13	-	-
	Belarus	15	-	-	14	-	1	-	-	-	-	-
	Azerbaijan	5	-	-	5	-	-	-	-	-	-	-
	Russia	3	-	-	3	-	-	-	-	-	-	-
	Georgia	2	-	-	-	-	-	-	-	2	-	-
	Macedonia (FYROM)	2	-	-	-	-	-	1	-	1	-	-
	Turkey	2	-	-	-	2	-	-	-	-	-	-
	Albania	1	-	-	-	-	-	-	-	1	-	-
	Cameroon	1	-	-	1	-	-	-	-	-	-	-
	Chile	1	-	-	-	-	-	-	-	1	-	-
	Dominican Republic	1	-	-	1	-	-	-	-	-	-	-
	India	1	-	-	1	-	-	-	-	-	-	-
	Kuwait	1	-	-	1	-	-	-	-	-	-	-
	Serbia	1	-	-	-	-	-	1	-	-	-	-
United States, USA	1	-	-	-	-	-	1	-	-	-	-	
Veľké Slemence		79	-	-	6	-	11	17	2	39	4	-
Thereof:	Ukraine	79	-	-	6	-	11	17	2	39	4	-
Čierna nad Tisou		38	5	3	11	9	-	4	2	3	1	-
Thereof:	Ukraine	17	1	-	6	-	-	4	2	3	1	-
	Turkey	7	-	3	1	3	-	-	-	-	-	-
	Democratic republic of Congo	5	4	-	-	1	-	-	-	-	-	-
	Serbia	4	-	-	4	-	-	-	-	-	-	-
	Cuba	3	-	-	-	3	-	-	-	-	-	-
	Dominican Republic	2	-	-	-	2	-	-	-	-	-	-
Maťovské Vojkovce		0	-	-	-	-	-	-	-	-	-	-
TOTAL		1 698	10	11	336	11	23	344	12	917	34	0

Refusal of entry of third country nationals in 2017 at the external land border by individual BCPs and reasons for refusal

		Reasons for refusal										
		Total	Thereof:									
			A	B	C	D	E	F	G	H1	H2	I
Ubl'a		373	-	-	183	-	48	92	11	35	4	-
Thereof:	Ukraine	355	-	-	174	-	45	92	9	31	4	-
	Moldova	7	-	-	-	-	2	-	2	3	-	-
	Armenia	3	-	-	3	-	-	-	-	-	-	-
	Russia	3	-	-	3	-	-	-	-	-	-	-
	Georgia	1	-	-	-	-	-	-	-	1	-	-
	India	1	-	-	1	-	-	-	-	-	-	-
	Jordan	1	-	-	1	-	-	-	-	-	-	-
	Kazakhstan	1	-	-	1	-	-	-	-	-	-	-
	Morocco	1	-	-	-	-	1	-	-	-	-	-
Vyšné Nemecké		607	1	20	240	1	27	167	8	140	3	-
Thereof:	Ukraine	534	1	18	208	1	13	160	8	122	3	-
	Moldova	39	-	-	8	-	14	4	-	13	-	-
	Belarus	10	-	-	10	-	-	-	-	-	-	-
	Azerbaijan	5	-	-	5	-	-	-	-	-	-	-
	Georgia	5	-	-	1	-	-	-	-	4	-	-
	Turkey	4	-	2	1	-	-	1	-	-	-	-
	Jordan	2	-	-	2	-	-	-	-	-	-	-
	Nigeria	2	-	-	2	-	-	-	-	-	-	-
	Serbia	2	-	-	-	-	-	1	-	1	-	-
	Egypt	1	-	-	1	-	-	-	-	-	-	-
	Russia	1	-	-	1	-	-	-	-	-	-	-
	United States, USA	1	-	-	-	-	-	1	-	-	-	-
	Sudan	1	-	-	1	-	-	-	-	-	-	-
Veľké Slemence		38	-	-	4	-	16	7	6	5	-	-
Thereof:	Ukraine	38	-	-	4	-	16	7	6	5	-	-
Čierna nad Tisou		33	-	5	22	2	-	3	-	1	-	-
Thereof:	Ukraine	15	-	-	11	-	-	3	-	1	-	-
	Iraq	5	-	-	5	-	-	-	-	-	-	-
	Turkey	5	-	5	-	-	-	-	-	-	-	-
	India	3	-	-	3	-	-	-	-	-	-	-
	Cuba	2	-	-	-	2	-	-	-	-	-	-
	Moldova	2	-	-	2	-	-	-	-	-	-	-
	Russia	1	-	-	1	-	-	-	-	-	-	-
Maťovské Vojkovce		0	-	-	-	-	-	-	-	-	-	-
TOTAL		1 051	1	25	449	3	91	269	25	181	7	0

Refusal of entry of third country nationals in 2018 at the external air border by individual BCPs and reasons for refusal

		Reasons for refusal										
		Total	Thereof:									
			A	B	C	D	E	F	G	H1	H2	I
Bratislava Airport		133	-	-	44	1	-	47	-	40	1	-
Thereof:	Serbia	25	-	-	-	-	-	16	-	9	-	-
	Macedonia (FYROM)	24	-	-	-	-	-	19	-	5	-	-
	Albania	22	-	-	-	-	-	4	-	18	-	-
	Ukraine	14	-	-	3	-	-	6	-	4	1	-
	Russia	11	-	-	8	1	-	1	-	1	-	-
	Syria	7	-	-	7	-	-	-	-	-	-	-
	India	4	-	-	4	-	-	-	-	-	-	-
	Turkey	4	-	-	4	-	-	-	-	-	-	-
	Afghanistan	3	-	-	3	-	-	-	-	-	-	-
	Iran	3	-	-	3	-	-	-	-	-	-	-
	Pakistan	2	-	-	2	-	-	-	-	-	-	-
	Zimbabwe	2	-	-	2	-	-	-	-	-	-	-
	Belarus	1	-	-	1	-	-	-	-	-	-	-
	DR of the Congo	1	-	-	1	-	-	-	-	-	-	-
	Georgia	1	-	-	-	-	-	-	-	1	-	-
	Iraq	1	-	-	1	-	-	-	-	-	-	-
	Kosovo	1	-	-	1	-	-	-	-	-	-	-
	Libya	1	-	-	1	-	-	-	-	-	-	-
	Morocco	1	-	-	-	-	-	-	-	1	-	-
	Nigeria	1	-	-	-	-	-	-	-	1	-	-
Somalia	1	-	-	1	-	-	-	-	-	-	-	
Tunisia	1	-	-	-	-	-	1	-	-	-	-	
Uzbekistan	1	-	-	1	-	-	-	-	-	-	-	
Viet Nam	1	-	-	1	-	-	-	-	-	-	-	
Poprad Airport		2	-	-	2	-	-	-	-	-	-	-
Thereof:	Guinea	1	-	-	1	-	-	-	-	-	-	-
	Palestine	1	-	-	1	-	-	-	-	-	-	-
Košice Airport		12	1	-	2	-	8	-	1	-	-	-
Thereof:	Jemen	8	-	-	-	-	8	-	-	-	-	-
	Turkish Republic of Northern Cyprus	1	1	-	-	-	-	-	-	-	-	-
	Rwanda	1	-	-	1	-	-	-	-	-	-	-
	Turkey	1	-	-	-	-	-	-	1	-	-	-
	Zimbabwe	1	-	-	1	-	-	-	-	-	-	-
small airports		0	-	-	-	-	-	-	-	-	-	-
TOTAL		147	1	0	48	1	8	47	1	40	1	0

Refusal of entry of third country nationals in 2017 at the external air border by individual BCPs and reasons for refusal

		Reasons for refusal										
		Total	Thereof:									
			A	B	C	D	E	F	G	H1	H2	I
Bratislava Airport		62	-	1	12	-	-	30	-	19	-	-
Z toho:	Serbia	21	-	-	-	-	-	13	-	8	-	-
	Macedonia (FYROM)	14	-	1	-	-	-	9	-	4	-	-
	Albania	10	-	-	-	-	-	4	-	6	-	-
	Bosnia and Herzegovina	3	-	-	-	-	-	3	-	-	-	-
	Russia	3	-	-	3	-	-	-	-	-	-	-
	Ukraine	3	-	-	2	-	-	-	-	1	-	-
	Azerbaijan	1	-	-	1	-	-	-	-	-	-	-
	Belarus	1	-	-	1	-	-	-	-	-	-	-
	Fidži	1	-	-	1	-	-	-	-	-	-	-
	Kosovo	1	-	-	1	-	-	-	-	-	-	-
	Kuwait	1	-	-	1	-	-	-	-	-	-	-
	Maurícus	1	-	-	-	-	-	1	-	-	-	-
	South Africa	1	-	-	1	-	-	-	-	-	-	-
	Sudan	1	-	-	1	-	-	-	-	-	-	-
Poprad Airport		0	-	-	-	-	-	-	-	-	-	-
Košice Airport		3	-	1	2	-	-	-	-	-	-	-
Z toho:	Lebanon	1	-	-	1	-	-	-	-	-	-	-
	Unknown nationality	1	-	1	-	-	-	-	-	-	-	-
	Russia	1	-	-	1	-	-	-	-	-	-	-
small airports		0	-	-	-	-	-	-	-	-	-	-
TOTAL		65	0	2	14	0	0	30	0	19	0	0

2.7 Facilitation of illegal immigration and trafficking in human beings

Documented cases of facilitation of illegal immigration and trafficking in human beings in 2017 and 2018

		2017	2018
TOTAL	Complaints: Commenced criminal prosecutions/Charges filed	116/94	92/83
	Persons: Suspects/ Accused	253/181	223/153
	Illegal migrants/ Victims	1 267/120	584/72
	Offences	228	132
Facilitation of illegal immigration (Art. 355, Art. 356 CC)	Complaints: Commenced criminal prosecutions/Charges filed	82/71	66/54
	Facilitators: Suspects/ Accused	138/107	152/99
	Thereof:		
	IBC and transit (Art. 355 CC)	43	31
	Marriage of convenience (Art. 356 CC)	52	48
	Illegal work (Art. 356 CC)	9	12
	For IS on the territory of SR, EU (Art. 356 CC)	3	8
Trafficking in human beings (Art. 179 CC)	Complaints: Commenced criminal prosecutions/Charges filed	34/23	26/29
	Persons: Suspects/ Accused	115/74	71/54
	Victims	120	72

Illegal migration through facilitation and trafficking in human beings in 2018

	Complaints		Persons		Illegal migrants/victims	Illegal migrants (apprehended)	Offences	Value in €
	Commenced criminal prosecutions	Charges filed	Suspects	Accused				
Facilitation Art. 355 CC organized group	1	2	9	6	-	-	2	0,00
Facilitation Art. 355 CC criminal group	-	-	-	-	-	-	-	-
Facilitation Art. 356 CC marriage of convenience organized group	-	-	-	-	-	-	-	-
Facilitation Art. 355 CC	24	15	43	25	216	155	24	16 565,00
Facilitation Art. 356 CC Marriage of convenience	24	26	56	48	32	-	33	23 500,00
Facilitation Art. 356 CC Illegal work	11	8	23	12	265	-	13	9 210,00
Facilitation Art. 356 CC IS on the territory of the SR, EU	6	3	21	8	71	5	8	7 200,00
Facilitation TOTAL	66	54	152	99	584	160	80	56 475,00
Trafficking in human beings Art. 179 CC organized gr.	-	1	4	4	4	-	3	58 100,00
Trafficking in human beings Art. 179 CC	26	28	67	50	68	-	49	203 000,00
Trafficking in human beings TOTAL	26	29	71	54	72	0	52	261 100,00
TOTAL	92	83	223	153	584/72	160	132	317 575,00

Organized and criminal groups in cases recorded by NUCIM in 2018

	Complaints		Persons	
	Commenced criminal prosecutions	Charges filed	Suspects	Accused
Facilitation Art. 355 CC - organized group	1	2	9	6
Facilitation Art. 355 CC - criminal group	-	-	-	-
Facilitation – marriage of convenience Art. 356 CC - organized group	-	-	-	-
Trafficking in human beings Art. 179 CC - organized group	-	1	4	4
TOTAL	1	3	13	10

Cases of facilitation processed by NUCIM in 2018 (Art. 355, 356 CC) by place of detection

			Complaints		Persons		Illegal migrants	
			Commenced criminal prosecutions	Charges filed	Suspects	Commenced criminal prosecutions	Charges filed	Suspects
External border	Land border	Art. 355 CC	15	13	26	22	147	100
		Art. 356 CC	-	-	-	-	-	-
	Airports			-	-	-	-	-
External border in total			15	13	26	22	147	100
Internal border Art. 355 CC	Austria		-	-	-	-	-	-
	Hungary		7	3	21	8	35	32
	Czech Republic		-	-	-	-	-	-
	Poland		-	-	-	-	-	-
Internal border Art. 355 CC in total			7	3	21	8	35	32
Inland Art. 355, 356 CC	Art. 355 CC	Facilitation	4	1	6	1	34	23
	Art. 356 CC	Marriage of convenience	2	2	3	3	2	-
		Illegal work	10	8	22	12	265	-
		Other case of IS on the territory of the SR	5	2	20	7	66	-
Inland Art. 356, 355 CC in total			21	13	51	23	367	23
EU countries Art. 356 CC (marriage of convenience, IS on the territory of the EU) in total			22	20	36	29	29	5
Non EU countries Art. 356 CC (marriage of convenience) in total			1	5	18	17	6	0
TOTAL			66	54	152	99	584	160

Nationality of facilitators and migrants in 2018 – facilitation of illegal immigration

Facilitators		
Nationality	Suspects	Accused
Belarus	1	1
Bulgaria	-	1
Czech Republic	6	6
India	2	2
Iraq	1	1
Iran	1	1
Kazakhstan	1	1
Korean Republic	2	2
Hungary	1	1
Moldova	1	1
Austria	1	1
Russia	2	2
Slovakia	66	59
Syria	1	1
Turkey	-	3
Ukraine	21	16
Unknown	45	-
- - -	-	-
- - -	-	-
- - -	-	-
- - -	-	-
- - -	-	-
SPOLU	152	99

Illegal migrants		
Nationality	Facilitated	Thereof apprehended
Afghanistan	21	15
Algeria	3	-
Armenia	2	-
Bangladesh	29	4
Bosnia and Herzegovina	1	-
China	2	-
Georgia	1	-
Egypt	29	-
India	12	4
Iraq	23	7
Iran	7	4
Jordan	7	-
Kosovo	5	5
Macedonia (FYROM)	1	-
Moldova	40	1
Nepal	1	-
Pakistan	10	6
Russia	5	-
Serbia	106	-
Turkey	5	5
Ukraine	138	-
Viet Nam	136	109
SPOLU	584	160

Nationality of offenders and victims in 2018 – trafficking in human beings

Offenders		
Nationality	Suspects	Accused
Slovakia	54	53
Serbia	1	1
Unknown	16	-
- - -	-	-
TOTAL	71	54

Victims	
Nationality	Number
Slovakia	65
Serbia	1
Hungary	1
Unknown	5
TOTAL	72

Note:

Facilitation - according Art. 355, Art. 356 CC,

Complaints – all complaints leading to commencement of criminal prosecution according to Regulation of Ministry of Interior no. 53/2009 made by NUCIM,

Charges filed – the resolutions to file charges according to Art. 206/1 of the Criminal procedure code,

Suspects – persons mentioned in the order to prosecute according Art. 199/1 of the Criminal procedure code,

Accused persons - all persons, who were accused of offence of facilitation according to § 206/1 of the Criminal procedure code,

Illegal migrants (in total) - persons, who are not citizens of the SR or who are not SR permanent residents and who have used services of facilitators according Art. 355 CC and persons, who are not citizens of the SR or other MS or citizens of the European Economic Area member state and who have used services of facilitators according Art. 356 CC and are mentioned in resolution on the commencement of criminal prosecution according Art. 199/1 or in the resolution to file charges according to Art. 206/1 of the Criminal procedure code,

Illegal migrants (apprehended) – persons mentioned above, who have used services of facilitators and who were physically apprehended by Police Force unit,

Offence – according to the Criminal code, the offence is also the partial attack of a continuing offense, unless expressly provided otherwise.

Trafficking in human beings - according to § 179 of the Criminal code,

Victims of Trafficking in human beings – persons whose instigators incite well-paid job abroad and upon arrival abuse them to another job (begging, selling toys, to marry a foreign national, possibly prostitution)

2.8 Return Policy and Persons Taken over to the SR

2.8.1 Readmission

Overview of persons handed and taken over according to Readmission Agreements in 2017 and 2018

Country of readmission	2017				2018			
	Illegal migration		Other		Illegal migration		Other	
	Persons handed over (from SR)	Persons taken over (to SR)	Persons handed over (from SR)	Persons taken over (to SR)	Persons handed over (from SR)	Persons taken over (to SR)	Persons handed over (from SR)	Persons taken over (to SR)
Ukraine	184	2	-	-	241	1	-	-
Austria	2	6	-	2	1	9	-	1
Hungary	2	1	-	-	-	-	-	-
Czech Republic	-	10	-	-	-	20	-	-
Poland	-	4	-	-	1	15	-	-
Germany	-	2	-	-	-	-	-	-
Switzerland	-	1	-	-	-	-	-	-
Serbia	-	-	-	-	1	-	-	-
TOTAL	188	26	0	2	244	45	0	1

Note:

Illegal migration – this category includes handed over and taken over persons within the reference period regardless the period in which they were apprehended for illegal migration by authority of the SR or other country.

Other – this category includes handed over and taken over persons according readmission agreements within the reference period who were not apprehended for illegal migration on the territory of the SR and at the time of readmission their stay in the SR or other member state of the EU was legal.

„Persons handed over (from SR)“ – this category includes persons, who were sentenced for a crime that is not regarded to illegal migration (i.e. theft) and who were sentenced to judicial expulsion and they were handed over to the territory of other EU member state, where they were permitted to stay.

„Persons taken over (to SR)“ – this category includes persons, who were returned from other EU member state and they are permitted to stay on the territory of the SR.

Overview of persons handed over from the SR according to Readmission Agreements related illegal migration in 2018

Nationality	Total	Thereof:					
		Ukraine	Austria	Hungary	Czech Republic	Poland	Serbia
Viet Nam	166	166	-	-	-	-	-
Turkey	18	18	-	-	-	-	-
Iraq	10	10	-	-	-	-	-
Afghanistan	8	8	-	-	-	-	-
Bangladesh	4	4	-	-	-	-	-
India	4	4	-	-	-	-	-
Pakistan	4	4	-	-	-	-	-
Russia	4	3	1	-	-	-	-
Ukraine	4	3	-	-	-	1	-
Azerbaijan	3	3	-	-	-	-	-
Morocco	3	3	-	-	-	-	-
Syria	3	3	-	-	-	-	-
Egypt	2	2	-	-	-	-	-
Iran	2	2	-	-	-	-	-
Armenia	1	1	-	-	-	-	-
Belarus	1	1	-	-	-	-	-
Georgia	1	1	-	-	-	-	-
Kyrgyzstan	1	1	-	-	-	-	-
Moldova	1	1	-	-	-	-	-
Serbia	1	-	-	-	-	-	1
Sri Lanka	1	1	-	-	-	-	-
Sudan	1	1	-	-	-	-	-
Uzbekistan	1	1	-	-	-	-	-
TOTAL	244	241	1	0	0	1	1

Overview of persons handed over from the SR according to Readmission Agreements related illegal migration in 2017

Nationality	Total	Thereof:				
		Ukraine	Austria	Hungary	Czech Republic	Poland
Viet Nam	115	115	-	-	-	-
India	17	17	-	-	-	-
Syria	9	9	-	-	-	-
Ukraine	7	7	-	-	-	-
Georgia	6	6	-	-	-	-
Russia	6	6	-	-	-	-
Turkey	5	5	-	-	-	-
Armenia	3	3	-	-	-	-
Libya	3	3	-	-	-	-
Bangladesh	2	2	-	-	-	-
Guinea	2	2	-	-	-	-
Mongolia	2	2	-	-	-	-
Afghanistan	1	1	-	-	-	-
Azerbaijan	1	1	-	-	-	-
China	1	-	1	-	-	-
Iran	1	-	-	1	-	-
Iraq	1	1	-	-	-	-
Moldova	1	1	-	-	-	-
Morocco	1	1	-	-	-	-
Palestine	1	1	-	-	-	-
Serbia	1	-	-	1	-	-
Stateless	1	1	-	-	-	-
Unknown nationality	1	-	1	-	-	-
TOTAL	188	184	2	2	0	0

Overview of persons taken over to the SR according to Readmission Agreements related illegal migration in 2018

Nationality	Total	Thereof:				
		Ukraine	Austria	Hungary	Czech Republic	Poland
Afghanistan	18	-	6	-	7	5
Iraq	6	-	-	-	5	1
Syria	6	-	-	-	-	6
Pakistan	5	-	-	-	2	3
Iran	3	-	3	-	-	-
Albania	2	-	-	-	2	-
Viet Nam	2	-	-	-	2	-
Egypt	1	-	-	-	1	-
Jordan	1	-	-	-	1	-
Moldova	1	1	-	-	-	-
TOTAL	45	1	9	0	20	15

Overview of persons taken over to the SR according to Readmission Agreements related illegal migration in 2017

Nationality	Total	Thereof:						
		Ukraine	Austria	Hungary	Czech Republic	Poland	Germany	Switzerland
Afghanistan	9	-	5	-	1	3	-	-
Eritrea	2	-	-	-	-	-	2	-
Iran	2	-	-	-	2	-	-	-
Pakistan	2	-	-	-	2	-	-	-
Serbia	2	-	-	-	2	-	-	-
Viet Nam	2	-	-	-	1	1	-	-
Algeria	1	-	-	-	1	-	-	-
Czech Republic	1	1	-	-	-	-	-	-
Israel	1	-	-	1	-	-	-	-
Nigeria	1	-	-	-	-	-	-	1
Poland	1	1	-	-	-	-	-	-
Turkey	1	-	1	-	-	-	-	-
Ukraine	1	-	-	-	1	-	-	-
TOTAL	26	2	6	1	10	4	2	1

2.8.2 Voluntary returns

Overview of effective voluntary returns in 2018 by country of return and Project type

Country of return	Total	Thereof:	
		Project „C“	Project „I“
Viet Nam	17	-	17
Ukraine	14	-	14
Azerbaijan	8	-	8
Serbia	8	-	8
Iraq	7	-	7
Philippines	4	-	4
Iran	4	-	4
Afghanistan	2	-	2
Georgia	2	-	2
Pakistan	2	-	2
Turkey	2	-	2
Bosnia and Herzegovina	1	-	1
India	1	-	1
Canada	1	-	1
Kenya	1	-	1
Korean Republic	1	-	1
Lebanon	1	-	1
Macedonia (FYROM)	1	-	1
Moldova	1	-	1
Nigeria	1	-	1
Tunisia	1	-	1
TOTAL	80	0	80

Overview of effective voluntary returns in 2017 by country of return and Project type

Krajina návratu	Spolu	Z toho:	
		Projekt „C“	Projekt „I“
Ukraine	9	-	9
Iraq	8	-	8
Viet Nam	5	-	5
Serbia	4	-	4
Kosovo	2	-	2
Pakistan	2	-	2
Afghanistan	1	-	1
Armenia	1	-	1
Brazil	1	-	1
China	1	-	1
Ecuador	1	-	1
Ethiopia	1	-	1
Ghana	1	-	1
Georgia	1	-	1
Morocco	1	-	1
Moldova	1	-	1
Russia	1	-	1
United States, USA	1	-	1
Turkey	1	-	1
SPOLU	43	0	43

Data submitted by: IOM

Note:

Voluntary returns – this category includes returns of foreigners from Police Detention Centers for Foreigners, from asylum institutions of the Migration Office of MOI SR and foreigners on the territory of the SR, who are not staying in facilities of MOI SR.

Project „C“ - Cooperation Agreement between the International Organization for Migration and the Ministry of Interior of the Slovak Republic to assist the return of unsuccessful asylum seekers and illegal migrants to their country of origin..

Project „I“ – Voluntary return and reintegration in country of origin (realization 1.1.2017 – 31.12.2019)

2.8.3 Dublin transfers

Effective Dublin transfers according to the Regulation (EU) No. 604/2013 in 2017 and 2018

	2017	2018
Persons taken over to the SR	23	47
Persons handed over from the SR	32	15

Note:

This table regards persons handed over and taken over within the reference period regardless the period in which they were apprehended for illegal migration by authority of the SR or other country, regardless the administrative or judicial removal.

Effective transfers according to the Dublin Regulation – if the SR hands over (returns) the third country national to other member state, that is competent for decision in asylum procedure, or the SR takes over the third country national from other member state, as SR is competent for decision in asylum procedure.

Persons taken over to the SR from individual countries according to the Dublin regulation in 2018 disaggregated by nationality

Nationality	Total	Taken over from:								
		AT	DE	FI	FR	GB	CH	NL	NO	SE
Azerbaijan	16	-	16	-	-	-	-	-	-	-
Iran	6	4	-	-	-	1	1	-	-	-
Georgia	5	-	-	1	1	-	2	-	-	1
China	4	3	1	-	-	-	-	-	-	-
Eritrea	2	-	-	-	-	-	2	-	-	-
India	2	2	-	-	-	-	-	-	-	-
Morocco	2	1	-	-	-	-	-	1	-	-
Russia	2	-	2	-	-	-	-	-	-	-
Turkey	2	-	1	-	-	-	-	-	1	-
Algeria	1	1	-	-	-	-	-	-	-	-
Armenia	1	-	1	-	-	-	-	-	-	-
Iraq	1	-	1	-	-	-	-	-	-	-
Pakistan	1	1	-	-	-	-	-	-	-	-
Syria	1	-	1	-	-	-	-	-	-	-
Ukraine	1	-	1	-	-	-	-	-	-	-
TOTAL	47	12	24	1	1	1	5	1	1	1

Persons taken over to the SR from individual countries according to the Dublin regulation in 2017 disaggregated by nationality

Nationality	Total	Taken over from:									
		AT	CH	NO	BE	DK	CZ	FR	SE	FI	IT
Russia	4	4	-	-	-	-	-	-	-	-	-
China	3	3	-	-	-	-	-	-	-	-	-
Ukraine	3	1	-	1	-	-	-	-	-	-	1
Afghanistan	2	-	-	2	-	-	-	-	-	-	-
India	2	1	-	-	-	1	-	-	-	-	-
Morocco	2	1	-	-	1	-	-	-	-	-	-
Sri Lanka	2	-	1	-	-	-	-	1	-	-	-
Algeria	1	-	-	-	-	-	-	-	1	-	-
Ethiopia	1	-	1	-	-	-	-	-	-	-	-
Iraq	1	1	-	-	-	-	-	-	-	-	-
Turkey	1	-	-	-	-	-	-	-	-	1	-
Viet Nam	1	-	-	-	-	-	1	-	-	-	-
TOTAL	23	11	2	3	1	1	1	1	1	1	1

Persons handed over from the SR from individual countries according to the Dublin regulation in 2018 disaggregated by nationality

Nationality	Total	Taken over from:					
		AT	BG	DE	PL	CZ	FR
Afghanistan	3	-	3	-	-	-	-
Russia	3	-	-	1	-	-	2
Pakistan	2	-	2	-	-	-	-
Ukraine	2	-	-	-	1	1	-
Algeria	1	-	-	1	-	-	-
India	1	-	-	1	-	-	-
Iraq	1	-	-	1	-	-	-
Iran	1	1	-	-	-	-	-
Turkey	1	1	-	-	-	-	-
TOTAL	15	2	5	4	1	1	2

Persons handed over from the SR from individual countries according to the Dublin regulation in 2017 disaggregated by nationality

Nationality	Total	Taken over from:							
		HU	HR	RO	BG	IT	DE	AT	SE
Iraq	11	-	-	7	3	-	-	-	1
Pakistan	3	-	-	-	1	-	1	1	-
Syria	3	-	-	-	3	-	-	-	-
Afghanistan	2	-	1	-	-	-	1	-	-
Morocco	2	-	-	-	-	-	2	-	-
Nigeria	2	1	-	-	-	-	-	1	-
Algeria	1	-	-	-	1	-	-	-	-
Bangladesh	1	-	-	-	-	1	-	-	-
Guinea	1	-	-	-	-	-	-	1	-
Jemen	1	-	-	-	-	-	1	-	-
Cameroon	1	-	-	-	-	-	1	-	-
Russia	1	-	-	-	-	-	-	1	-
Somalia	1	-	-	-	-	-	1	-	-
Turkey	1	-	-	1	-	-	-	-	-
Ukraine	1	1	-	-	-	-	-	-	-
TOTAL	32	2	1	8	8	1	7	4	1

AT - Austria
 DE - Germany
 CH - Switzerland
 GB - United Kingdom
 CZ - Czech Republic
 BE - Belgium
 DK - Denmark
 SE - Sweden
 FI - Finland
 IT - Italy
 NL - Netherlands
 NO - Norway
 RO - Romania

PL - Poland
 HU - Hungary
 BG - Bulgaria
 FR - France
 HR - Croatia

2.8.4 Police Detention Centres for Foreigners

Number of placed foreigners (real number of persons) and outcomes of detention within the PDCA – return, release

		Total	PDCA Medved'ov	PDCA Sečovce
1	Number of placed persons from the previous period remaining detained on the 1.1.2018 (stock)	119	22	97
2	Number of persons placed during the year 2018*	196	139	57
3	Number of placed persons remaining detained on the 31.12.2018 (stock)	31	17	14
Number of released/returned persons from PDCA during 2016 (1+2-3)		284	144	140
Thereof**:	Readmission	2	2	0
	Dublin	14	11	3
	ARR	31	18	13
	Other way of return	86	81	5
	Released	151	32	119
Number of persons, who have applied for asylum during their detention in PDCA		58	36	22

* one person is counted only once in respective PDCA, regardless number of their placement (release, new detention, repeated placement),

** one person is counted only once in PDCA according the respective disaggregation, e. g. if the return was carried out according the readmission agreement, the person is counted only in the category "Readmission", not in the category "Other way of return"; or if the person was released and has been detained again, the repeated placement is not counted.

Note:

Other way of return – forced return (which is not a readmission, Dublin neither Assisted voluntary return) performed via External Air border BCP or External Land border BCP.

Number of foreigners released/removed from PDCA Medved'ov in 2018 by nationality

Nationality	Number of released/returned foreigners	Readmission	Dublin	ARR	Other way of return	Released
Ukraine	43	-	2	1	40	-
Serbia	26	1	-	-	25	-
Afghanistan	19	-	3	-	2	14
Viet Nam	12	-	-	9	1	2
Pakistan	9	-	2	2	-	5
Iran	7	-	1	1	-	5
India	4	-	1	-	-	3
Turkey	4	-	1	1	-	2
Macedonia (FYROM)	3	-	-	-	3	-
Albania	2	-	-	-	2	-
Nigeria	2	-	-	1	1	-
Russia	2	1	1	-	-	-
Syria	2	-	-	-	2	-
Belarus	1	-	-	-	1	-
Bosnia and	1	-	-	1	-	-
China	1	-	-	-	1	-
Egypt	1	-	-	-	1	-
Georgia	1	-	-	1	-	-
Iraq	1	-	-	1	-	-
Morocco	1	-	-	-	-	1
Moldova	1	-	-	-	1	-
Palestine	1	-	-	-	1	-
TOTAL	144	2	11	18	81	32

Number of foreigners released/removed from PDCA Sečovce in 2018 by nationality

Nationality	Number of released/returned foreigners	Readmission	Dublin	ARR	Other way of return	Released
Iraq	79	-	-	-	-	79
Afghanistan	18	-	-	-	-	18
Viet Nam	12	-	-	7	-	5
Iran	11	-	-	4	-	7
Algeria	4	-	1	-	-	3
Ukraine	4	-	-	2	2	-
India	2	-	-	-	-	2
Morocco	2	-	-	-	-	2
Pakistan	2	-	-	-	-	2
Russia	2	-	2	-	-	-
Georgia	1	-	-	-	1	-
Moldova	1	-	-	-	1	-
Serbia	1	-	-	-	1	-
Turkey	1	-	-	-	-	1
TOTAL	140	0	3	13	5	119

Activities of PDCA Medved'ov/Sečovce in 2017 and 2018

Activity of PDCA	PDCA Medved'ov		PDCA Sečovce	
	2017	2018	2017	2018
Number of placements	157	176	194	245
Number of releases	159	181	74	212
Applications for issue of ETD	38	52	-	-
Applications for issue of ETD for other units	23	15	-	-
Number of ETDs issued for PDCA	28	26	-	-
Number of ETDs issued for other units	3	3	-	-
Escorts related to conducted returns	77	89	26	17
Removal by air with escort	26	20	4	8
Escorts by air of UMs from CH Dľaň Medzilaborce for the purpose of the Dublin transfer	-	-	3	1
Other escorts	102	102	73	107
Transports (from CZE to UKR)	26	34	-	-
Assistance by transport from AUT to POL	14	2	-	-

Note:

Number of placements: number of all placements (one person may be listed more than once),

Number of releases: number of releases according Art. 90/2/b of Act on stay of foreigners or due to reason of relocation to other PDCA (one person may be listed more than once).

2.8.5 Return decisions and effective returns

Overview of return decisions issued in 2018

Nationality	Total	Illegal migration		Other	
		AR	JR	AR	JR
Ukraine	1 845	1 680	140	9	16
Serbia	216	170	18	6	22
Viet Nam	202	185	16	1	-
Moldova	64	63	1	-	-
Afghanistan	36	36	-	-	-
Turkey	25	24	-	1	-
Macedonia (FYROM)	22	18	3	-	1
Iraq	21	21	-	-	-
Bosnia and Herzegovina	19	12	-	5	2
Russia	18	18	-	-	-
Pakistan	15	15	-	-	-
Azerbaijan	11	11	-	-	-
India	11	11	-	-	-
Iran	9	9	-	-	-
Albania	7	6	1	-	-
Georgia	7	6	-	-	1
Hungary	7	-	6	1	-
Romania	7	-	1	2	4
Czech Republic	6	-	-	2	4
China	6	5	-	1	-
Egypt	6	6	-	-	-
Bangladesh	5	5	-	-	-
Sudan	5	5	-	-	-
Israel	4	4	-	-	-
Philippines	4	4	-	-	-
Poland	4	-	-	3	1
Syria	4	3	1	-	-
Belarus	3	2	-	-	1
Bulgaria	3	-	-	2	1
Canada	3	3	-	-	-
Croatia	3	-	-	2	1
Korean Republic	3	3	-	-	-
Montenegro	3	3	-	-	-
Morocco	3	3	-	-	-
Algeria	2	2	-	-	-
Armenia	2	2	-	-	-
Benin	2	1	1	-	-
Germany	2	-	-	-	2
Kenya	2	2	-	-	-
Lebanon	2	2	-	-	-
Nigeria	2	2	-	-	-
Palestine	2	2	-	-	-



continued overleaf



continued from previous page (2018)

Nationality	Total	Illegal migration		Other	
		AR	JR	AR	JR
Australia	1	1	-	-	-
Cameroon	1	1	-	-	-
Colombia	1	1	-	-	-
Dominica	1	1	-	-	-
Guinea	1	1	-	-	-
Jordan	1	1	-	-	-
Kosovo	1	-	1	-	-
Kuwait	1	1	-	-	-
Kyrgyzstan	1	1	-	-	-
Latvia	1	-	1	-	-
Lithuania	1	-	-	-	1
Malajzia	1	1	-	-	-
Mexico	1	1	-	-	-
Mongolia	1	1	-	-	-
South Africa	1	1	-	-	-
Sri Lanka	1	1	-	-	-
Stateless	1	1	-	-	-
Tajikistan	1	-	1	-	-
Thailand	1	1	-	-	-
United States, USA	1	1	-	-	-
Uzbekistan	1	1	-	-	-
TOTAL	2 644	2 361	191	35	57

Overview of return decisions issued in 2017

Nationality	Total	Illegal migration		Other	
		AR	JR	AR	JR
Ukraine	1 770	1 643	101	15	11
Serbia	239	214	7	13	5
Viet Nam	140	139	1	-	-
Moldova	32	31	1	-	-
Russia	31	26	3	-	2
Romania	20	3	-	7	10
India	19	19	-	-	-
Hungary	19	-	10	7	2
Syria	18	18	-	-	-
Bosnia and Herzegovina	17	16	-	-	1
Macedonia (FYROM)	16	15	-	-	1
Turkey	16	15	1	-	-
Iraq	15	14	1	-	-
Iran	14	12	1	1	-
Poland	13	-	1	8	4
Czech Republic	12	-	-	9	3
China	11	11	-	-	-
Taiwan	11	11	-	-	-
Georgia	10	9	-	1	-
Libya	7	6	-	1	-
Afghanistan	6	6	-	-	-
Brazil	6	5	-	1	-
Belarus	5	4	1	-	-
Canada	5	5	-	-	-
Korean Republic	5	5	-	-	-
Nigeria	5	5	-	-	-
Armenia	4	4	-	-	-
Unknown nationality	4	3	1	-	-
Albania	3	2	1	-	-
Bangladesh	3	3	-	-	-
Croatia	3	-	-	1	2
Guinea	3	3	-	-	-
Israel	3	3	-	-	-
Mongolia	3	3	-	-	-
United States, USA	3	3	-	-	-
Azerbaijan	2	2	-	-	-
Bulgaria	2	-	-	2	-
Egypt	2	2	-	-	-
Italy	2	-	-	2	-
Kosovo	2	2	-	-	-
Mexico	2	2	-	-	-
Montenegro	2	-	-	1	1
Pakistan	2	2	-	-	-



continued overleaf



continued from previous page (2017)

Nationality	Total	Illegal migration		Other	
		AR	JR	AR	JR
Algeria	1	1	-	-	-
Bahamas	1	1	-	-	-
Bolivia	1	1	-	-	-
Ecuador	1	1	-	-	-
Ethiopia	1	1	-	-	-
Germany	1	-	1	-	-
Ghana	1	1	-	-	-
Indonesia	1	1	-	-	-
Kuwait	1	-	-	1	-
Latvia	1	-	1	-	-
Morocco	1	1	-	-	-
Nepal	1	-	-	1	-
Palestine	1	1	-	-	-
Peru	1	1	-	-	-
Philippines	1	1	-	-	-
Sierra Leone	1	1	-	-	-
Somalia	1	-	-	1	-
Spain	1	-	-	1	-
Stateless	1	1	-	-	-
Tajikistan	1	1	-	-	-
Thailand	1	1	-	-	-
Tunisia	1	1	-	-	-
United Arab Emirates	1	1	-	-	-
Venezuela	1	1	-	-	-
TOTAL	2 531	2 284	132	73	42

Note:

Overview contains information on to how many foreigners a decision on removal (AR or JR) was issued during the reference period (more than 1 decision might be issued to one person), regardless of when they have been detained.

- **Illegal migration AR/JR** – foreigners to whom the decision on administrative or judicial removal (AR, JR) was issued for the reasons related to illegal migration (IBC and IS)
- **Other** – foreigners to whom a decision on administrative or judicial removal (AR, JR) has been issued for the reasons, which do not relate to illegal migration (breach or not fulfilling general legal conditions with no connections to illegal migration).

Nationality of each foreigner in the overview is that one, he/she reported during removal procedure in the SR.

Overview of effective returns from the SR in 2018

Nationality	Total	AR		JR	
		of illegal migration	other	of illegal migration	other
Ukraine	1 763	1 604	4	139	16
Viet Nam	186	169	-	17	-
Serbia	62	21	1	20	20
Moldova	24	22	-	2	-
Turkey	20	20	-	-	-
Iraq	17	17	-	-	-
Afghanistan	12	11	-	1	-
Azerbaijan	11	11	-	-	-
Russia	11	11	-	-	-
Iran	8	7	-	1	-
Macedonia (FYROM)	7	3	-	3	1
Georgia	6	5	-	-	1
Hungary	6	-	-	6	-
Pakistan	6	6	-	-	-
Romania	6	-	-	3	3
Czech Republic	5	-	-	1	4
India	5	5	-	-	-
Syria	5	3	-	2	-
Bangladesh	4	4	-	-	-
Bosnia and Herzegovina	4	2	-	-	2
Egypt	4	4	-	-	-
Philippines	4	4	-	-	-
Albania	3	2	-	1	-
Morocco	3	3	-	-	-
Belarus	3	2	-	-	1
Armenia	2	2	-	-	-
Nigeria	2	1	-	1	-
Algeria	1	1	-	-	-
Bulgaria	1	-	-	-	1
China	1	-	1	-	-
Croatia	1	-	-	-	1
Canada	1	1	-	-	-
Kenya	1	1	-	-	-
Kyrgyzstan	1	1	-	-	-
Korean Republic	1	1	-	-	-
Lebanon	1	1	-	-	-
Lithuania	1	-	-	-	1
Latvia	1	-	-	1	-
Germany	1	-	-	-	1
Palestine	1	1	-	-	-
Poland	1	-	-	-	1
Sri Lanka	1	1	-	-	-
Sudan	1	1	-	-	-
Tajikistan	1	-	-	1	-
Thailand	1	1	-	-	-
Tunisia	1	1	-	-	-
Uzbekistan	1	1	-	-	-
TOTAL	2 209	1 951	6	199	53

Overview of effective returns from the SR in 2017

Nationality	Total	AR		JR	
		of illegal migration	other	of illegal migration	other
Ukraine	1 443	1 326	5	102	10
Viet Nam	128	121	-	7	-
Serbia	34	18	-	11	5
Moldova	32	31	-	1	-
Russia	20	15	-	3	2
India	18	18	-	-	-
Syria	15	15	-	-	-
Hungary	12	-	-	10	2
Iraq	10	9	-	1	-
Pakistan	9	9	-	-	-
Georgia	8	8	-	-	-
Turkey	8	7	-	1	-
Armenia	4	4	-	-	-
Macedonia (FYROM)	4	3	-	-	1
Morocco	4	4	-	-	-
Poland	4	1	-	1	2
China	3	3	-	-	-
Czech Republic	3	-	-	-	3
Guinea	3	3	-	-	-
Libya	3	3	-	-	-
Afghanistan	2	2	-	-	-
Bangladesh	2	2	-	-	-
Croatia	2	-	-	-	2
Mongolia	2	2	-	-	-
Romania	2	-	-	-	2
Albania	1	-	-	1	-
Algeria	1	1	-	-	-
Azerbaijan	1	1	-	-	-
Belarus	1	-	-	1	-
Bosnia and Herzegovina	1	-	-	-	1
Brazil	1	1	-	-	-
Bulgaria	1	-	-	1	-
Cameroon	1	-	-	1	-
Ecuador	1	1	-	-	-
Egypt	1	-	-	1	-
Ethiopia	1	1	-	-	-
Germany	1	-	-	1	-
Ghana	1	1	-	-	-
Israel	1	-	-	1	-
Kosovo	3	3	-	-	-
Latvia	1	-	-	1	-
Montenegro	1	-	-	-	1
Nepal	1	-	1	-	-
Nigeria	1	1	-	-	-
Palestine	1	1	-	-	-
Somalia	1	-	1	-	-
Stateless	1	1	-	-	-
Tajikistan	1	1	-	-	-
United States, USA	1	1	-	-	-
Unknown nationality	1	1	-	-	-
TOTAL	1 802	1 619	7	145	31

Note:

The overview contains number of all executions of decisions of administrative or judiciary removal from the SR (process of return of foreigner – regardless whether voluntary or forced), that took place within the reference period, regardless when the person has been apprehended and regardless, when the decision was issued. The overview also contains executions of removal decisions issued by other Member State. The nationality listed is that one valid by the time of execution of the decision.

Effective returns from the territory of the SR disaggregated by country of return in 2017 and 2018

	Total	OF ILLEGAL MIGRATION		OTHER	
		to third country	to member state	to third country	to member state
2017	1 802	1 738	26	26	12
2018	2 209	2 126	24	25	34

Effective returns of illegal migrants from the territory of the SR to third country in 2018 by the type of return

Nationality	Total	FORCED RETURNS			VOLUNTARY RETURNS		
		Via external land border	Via internal land border	By air	Voluntary departure		AVR (IOM)
					After fulfilling obligation to leave the SR	at BCPs - departing from the SR	
Ukraine	1 734	155	-	-	159	1 406	14
Viet Nam	186	168	-	1	-	-	17
Serbia	36	-	3	23	3	-	7
Moldova	24	1	-	2	1	19	1
Turkey	20	18	-	-	-	-	2
Iraq	17	10	-	-	-	-	7
Afghanistan	12	8	-	2	-	-	2
Azerbaijan	11	3	-	-	-	-	8
Russia	9	3	-	-	2	4	-
Iran	7	2	-	-	1	-	4
Macedonia (FYROM)	6	-	1	3	1	-	1
Pakistan	6	4	-	-	-	-	2
Georgia	5	1	-	1	-	1	2
India	5	4	-	-	-	-	1
Hungary	5	5	-	-	-	-	-
Bangladesh	4	4	-	-	-	-	-
Egypt	4	2	-	1	-	1	-
Philippines	4	-	-	-	-	-	4
Albania	3	-	-	2	1	-	-
Morocco	3	3	-	-	-	-	-
Syria	3	3	-	-	-	-	-
Armenia	2	1	-	-	-	1	-
Belarus	2	1	-	-	-	1	-
Bosnia and Herzegovina	2	-	-	-	1	-	1
Nigeria	2	-	-	1	-	-	1
Canada	1	-	-	-	-	-	1
Kenya	1	-	-	-	-	-	1
Kyrgyzstan	1	1	-	-	-	-	-
Korean Republic	1	-	-	-	-	-	1
Lebanon	1	-	-	-	-	-	1
Latvia	1	1	-	-	-	-	-
Palestine	1	-	-	1	-	-	-
Romania	1	1	-	-	-	-	-
Sri Lanka	1	1	-	-	-	-	-
Sudan	1	1	-	-	-	-	-
Tajikistan	1	1	-	-	-	-	-
Thailand	1	-	-	-	1	-	-
Tunisia	1	-	-	-	-	-	1
Uzbekistan	1	1	-	-	-	-	-
TOTAL	2 126	403	4	37	170	1 433	79

Effective returns of illegal migrants from the territory of the SR to third country in 2017 by the type of return

Nationality	Total	FORCED RETURNS			VOLUNTARY RETURNS		
		Via external land border	Via internal land border	By air	Voluntary departure		AVR (IOM)
					After fulfilling obligation to leave the SR	at BCPs - departing from the SR	
Ukraine	1 428	112	-	-	278	1 029	9
Viet Nam	128	116	-	6	1	-	5
Moldova	32	2	-	1	-	28	1
Serbia	28	-	7	13	1	3	4
India	18	17	-	1	-	-	-
Russia	13	6	-	2	1	3	1
Iraq	9	1	-	-	-	-	8
Pakistan	9	-	-	7	-	-	2
Syria	9	9	-	-	-	-	-
Georgia	8	6	-	-	-	1	1
Turkey	8	5	-	1	1	-	1
Armenia	4	3	-	-	-	-	1
Hungary	4	4	-	-	-	-	-
Morocco	4	1	-	2	-	-	1
Kosovo	3	-	-	1	-	-	2
Libya	3	3	-	-	-	-	-
Macedonia (FYROM)	3	-	-	1	2	-	-
Afghanistan	2	1	-	-	-	-	1
Bangladesh	2	2	-	-	-	-	-
China	2	-	-	-	-	1	1
Guinea	2	2	-	-	-	-	-
Mongolia	2	2	-	-	-	-	-
Albania	1	-	-	1	-	-	-
Algeria	1	-	-	1	-	-	-
Azerbaijan	1	1	-	-	-	-	-
Belarus	1	1	-	-	-	-	-
Brazil	1	-	-	-	-	-	1
Cameroon	1	-	-	1	-	-	-
Ecuador	1	-	-	-	-	-	1
Egypt	1	-	-	1	-	-	-
Ethiopia	1	-	-	-	-	-	1
Germany	1	1	-	-	-	-	-
Ghana	1	-	-	-	-	-	1
Israel	1	-	-	1	-	-	-
Latvia	1	1	-	-	-	-	-
Palestine	1	1	-	-	-	-	-
Stateless	1	1	-	-	-	-	-
Tajikistan	1	-	-	-	-	1	-
United States, USA	1	-	-	-	-	-	1
TOTAL	1 738	298	7	40	284	1 066	43

Notes:

Forced return to the third country is execution of decision on administrative or judiciary removal by the escort carried out by the unit of PF: a) via external land border, b) via internal land border or c) by air to the third country. This kind of execution of decision on AR/JR can also be a readmission, if the person is handed over according to the readmission agreement.

Voluntary departure to the third country is: a) voluntary fulfilling the obligation to leave the territory of the SR within the period mentioned in the decision on AR due to IS detected inland (fulfilling of obligation is recorded at the BCP; or b) leave of the territory of the SR due to IS detected at the BCP at departure from SR, for which a decision on AR has been issued.

Effective returns of illegal migrants from the territory of the SR to other Member State in 2018 by the type of return

Nationality	Total	Readmission	Dublin regulation	Other way of effective return
Ukraine	9	1	-	8
Serbia	5	-	-	5
Romania	2	-	-	2
Russia	2	1	-	1
Syria	2	-	-	2
Algeria	1	-	-	1
Czech Republic	1	-	-	1
Iran	1	-	1	-
Hungary	1	-	-	1
TOTAL	24	2	1	21

Effective returns of illegal migrants from the territory of the SR to other Member State in 2017 by the type of return

Nationality	Total	Readmission	Dublin regulation	Other way of effective return
Hungary	6	-	-	6
Syria	6	-	-	6
Russia	5	-	1	4
Poland	2	-	-	2
Bulgaria	1	-	-	1
China	1	1	-	-
Guinea	1	-	1	-
Iraq	1	-	-	1
Nigeria	1	-	1	-
Serbia	1	-	-	1
Unknown nationality	1	1	-	-
TOTAL	26	2	3	21

Note:

Types of return in accordance with readmission agreement and Dublin regulation are considered as forced returns.

Effective returns in accordance with Dublin Regulation regard only those Dublin transfers based on decisions on administrative or judiciary returns.

Other way of effective return – execution of decision on AR or JR might be carried out as: a) escort by Police unit to the territory of other member state, if the foreigner, to whom a decision on AR/JR was issued, has valid residence permit or is authorized to stay on the territory of respective member state (country of return) or based on European arrest warrant; b) as voluntarily fulfilling the obligation to leave within the period stated in the decision on AR to a member state out of Schengen area based on detection of unauthorized stay inland or at the BCP when departing from the territory of SR.

2.9 Unauthorized transport of cigarettes through external border

Overview of number of detected smuggled cigarettes through the external border (Art. 279 CC) by individual months of 2018

Month	Total number of cigarettes	Land border			Airports		
		Total	Thereof:		Total	Thereof:	
			from SR	to SR		from SR	to SR
January	35 980	35 980	-	35 980	-	-	-
February	920	920	-	920	-	-	-
March	106 515	106 515	-	106 515	-	-	-
April	152 200	152 200	-	152 200	-	-	-
May	47 520	47 520	-	47 520	-	-	-
June	5 220	5 220	-	5 220	-	-	-
July	5 520	5 520	-	5 520	-	-	-
August	1 500	1 500	-	1 500	-	-	-
September	5 482	5 482	-	5 482	-	-	-
October	83 000	83 000	-	83 000	-	-	-
November	5 620	5 620	-	5 620	-	-	-
December	0	-	-	-	-	-	-
TOTAL	449 477	449 477	0	449 477	0	0	0

Smuggled cigarettes detected by units of DBFP Sobrance in 2018 by place of detection

		Number of cases	Number of cigarettes	Value in €
Cigarettes detected at BCPs		23	158 577	22 417,97
Thereof:	In cars	5	9 820	1 399,71
	In trains	6	145 130	20 501,28
	Among personal belongings	12	3 627	516,98
Cigarettes detected Inland		15	290 900	34 154,97
Thereof:	In car	9	133 680	13 393,50
	In village	1	44 200	6 369,04
	In forest	3	13 020	1 705,87
	In river	2	100 000	12 686,56
TOTAL		38	449 477	56 572,94

Smuggled cigarettes detected by individual units of DBFP Sobrance in 2018 by place of detection

		Number of cases	Number of cigarettes	Value in €
BCU PF Zboj		-	-	-
BCU PF Topoľa		-	-	-
BCU PF Ulič		1	5 620	822,97
Thereof:	Inland in forest	1	5 620	822,97
BCU PF Vyšné Nemecké		1	2 400	388,15
Thereof:	Inland in forest	1	2 400	388,15
BCU Ubľa		11	13 320	1 916,22
Thereof:	Inland in cars	1	920	148,76
	At the BCP in cars	5	9 820	1 399,71
	At the BCP among personal belongings	5	2 580	367,75
BCU PF Podhorod'		-	-	-
BCU PF Petrovce		-	-	-
BCU PF Maťovské Vojkovce		3	93 800	13 323,19
Thereof:	At the BCP in trains	2	33 800	4 594,63
	Inland in river	1	60 000	8 728,56
BCU PF Veľké Slemence		8	6 047	643,98
Thereof:	Inland in forest	1	5 000	494,75
	At the BCP among personal belongings	7	1 047	149,23
BCU PF Čierna nad Tisou		6	158 810	20 604,80
Thereof:	At the BCP in trains	4	111 330	15 906,65
	Inland in river	1	40 000	3 958,00
	Inland in cars	1	7 480	740,15
MIU PF DBFP Sobrance		8	169 480	18 873,63
Thereof:	Inland in cars	7	125 280	12 504,59
	Inland among personal belongings	1	44 200	6 369,04
TOTAL		38	449 477	56 572,94

2.10 Positive hits in Police databases

Overview of number of apprehended persons, vehicles and items based on searching in police databases in 2018

		Total	Thereof:				
			DBFP Bratislava	DBFP B. Bystrica	DBFP Prešov	DBFP Sobrance	
persons	Total	2 392	439	3	170	1 780	
	SIS	Third country nationals	1 579	77	1	12	1 489
		EU nationals	578	263	1	68	246
	PATROS a INTERPOL	Third country nationals	69	25	-	13	31
		EU nationals	166	74	1	77	14
vehicles	Total	178	1	0	0	177	
	PATRMV a INTERPOL	5	1	-	-	4	
	SIS	173	-	-	-	173	
items (including documents)	Total	634	138	4	34	458	
		PATRDOC a INTERPOL	320	79	-	27	214
		SIS	314	59	4	7	244
persons, vehicles and items	Total	39	0	0	0	39	
		IBO	39	-	-	-	39

Overview of number of apprehended persons, vehicles and items based on searching in police databases in 2017

		Total	Z toho:				
			DBFP Bratislava	DBFP B. Bystrica	DBFP Prešov	DBFP Sobrance	
persons	Total	1 379	296	6	213	864	
	SIS	Third country nationals	660	60	1	24	575
		EU nationals	475	151	1	95	228
	PATROS a INTERPOL	Third country nationals	50	11	4	8	27
		EU nationals	194	74	-	86	34
vehicles	Total	466	0	0	0	466	
	PATRMV a INTERPOL	11	-	-	-	11	
	SIS	450	-	-	-	450	
items (including documents)	Total	365	98	4	33	230	
		PATRDOC a INTERPOL	180	46	2	26	106
		SIS	185	52	2	7	124
persons, vehicles and items	Total	29	4	0	0	25	
		IBO	29	4	-	-	25



Processed by:

**Risk Analysis and Coordination Department
Bureau of Border and Foreign Police
Presidium of the Police Force**

Ružinovská 1/B, 812 72 Bratislava
Tel: +421961050770, Fax: +421961059170
Email: uhcp@minv.sk
oark.uhcp@minv.sk
Internet: www.minv.sk/?rocenky
www.minv.sk/?year-2018
Intranet: info.minv.sk/pz/uhcp/