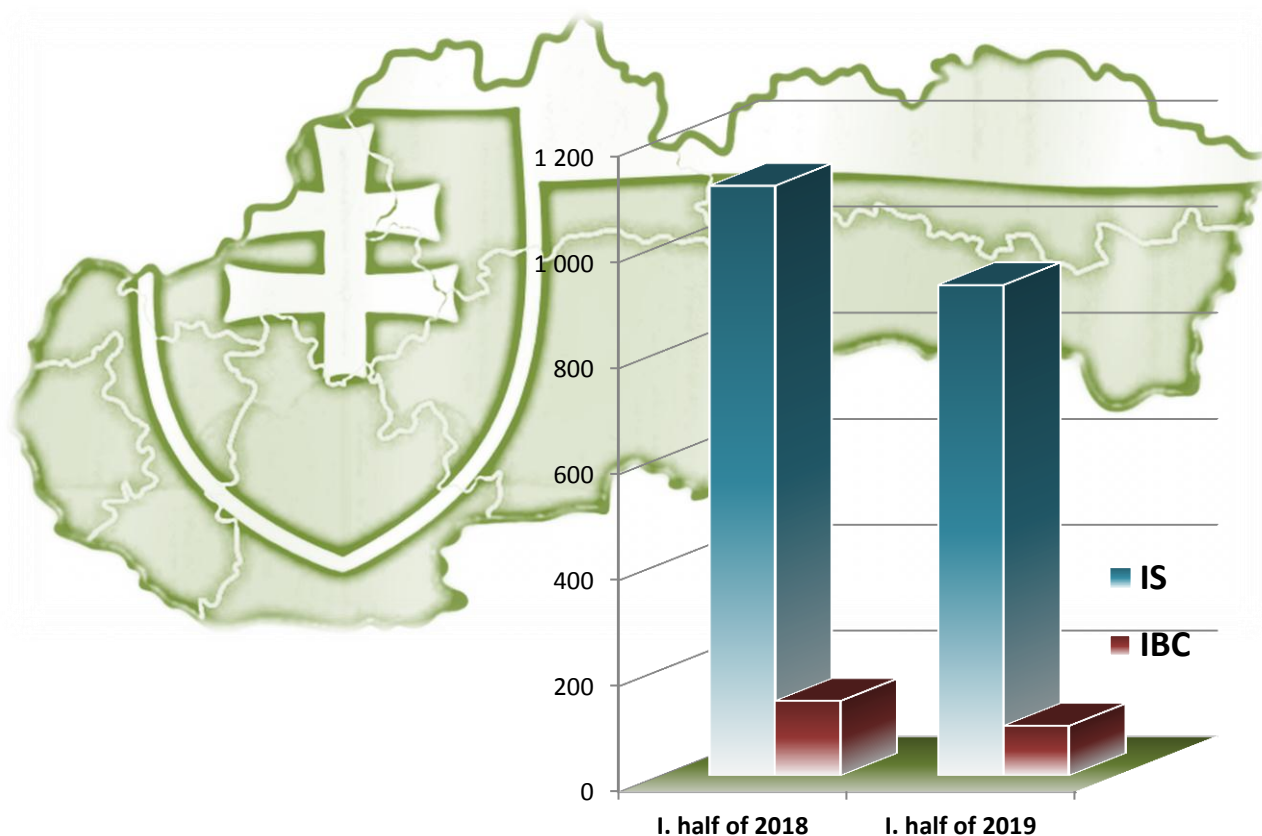


Presidium of the Police Force
Bureau of Border and Foreign Police

Statistical Overview of Legal and Illegal Migration in the Slovak Republic



I. HALF OF 2019

CONTENT

| | | |
|----------|--|-----------|
| 1 | LEGAL MIGRATION..... | 6 |
| 1.1 | Legal migration by Border Type | 6 |
| 1.2 | Stay of Foreigners in Slovak Republic..... | 8 |
| 1.3 | Visas..... | 18 |
| 2 | ILLEGAL MIGRATION..... | 23 |
| 2.1 | Illegal Crossings of State Border of the Slovak Republic..... | 27 |
| 2.2 | Illegal stay on the territory of the Slovak Republic..... | 34 |
| 2.3 | Unaccompanied minors apprehended for IBC and IS | 50 |
| 2.4 | Asylum applications | 51 |
| 2.5 | False Travel, Residence and other documents | 54 |
| 2.6 | Refusal of entry..... | 58 |
| 2.7 | Facilitation of illegal immigration and trafficking in human beings..... | 65 |
| 2.8 | Return Policy and Persons Taken over to the SR | 69 |
| 2.8.1 | Readmission | 69 |
| 2.8.2 | Voluntary returns..... | 72 |
| 2.8.3 | Dublin transfers..... | 73 |
| 2.8.4 | Police Detention Centres for Foreigners..... | 75 |
| 2.8.5 | Return decisions and effective returns | 78 |
| 2.9 | Unauthorized transport of cigarettes through external border..... | 85 |
| 2.10 | Positive hits in Police databases | 87 |

LIST OF ABBREVIATIONS

AR – administrative removal
AU PF – Asylum Unit of the Police Force
AVR – assisted voluntary return
BBFP – Bureau of Border and Foreign Police
BCP – Border Crossing Point
BCS – Border Crossing Stamp
BCU PF – Border Control Unit of the Police Force
CC – Criminal Code (Act No. 300/2005 Coll. the Penal Code as amended)
CH – children’s home
CVAD – Central Visa Authority Department
DAU – Document Analysis Unit
DBFP – Directorate of Border and Foreign Police
DD PF – District Directorate of the Police Force
EC – European Community
ETD – Emergency Travel Document
EU – European Union
FPD – Foreign Police Department of the Bureau of Border and Foreign Police
FPU PF – Foreign Police Unit of the Police Force
GC SR – General consulate of the SR
IBC – Illegal Border Crossing
IBO – Registry of blocked persons, vehicles and items at the Border Crossing Points
IDC – Identity Card
IOM – International Organization for Migration
IS – Illegal Stay
JR – Judicial Removal
MFA – Ministry of Foreign and European Affairs of the SR
MIU PF – Mobile Intervention Unit of the Police Force
MO MOI – Migration Office of the Ministry of Interior of the SR
MOI – Ministry of Interior of the SR
MU PF – Mobile Unit of the Police Force
NUCIM – National Unit for Combating Illegal Migration
NVIS – National Visa Information System
P PF – Presidium of the Police Force
PATRDOC – Registry of Stolen and Lost Documents
PATRMV – Registry of stolen vehicles
PATROS – Registry of Wanted and Missing Persons
PDCF – Police Detention Centre for Foreigners
PF – Police Force
RP – Residence Permit
SIS – Schengen Information System
SR – Slovak Republic
TD – travel document
UM - unaccompanied minor
VIS – Visa Information System

DEFINITIONS OF TERMS USED

a) Internal borders - are sections of the state border of the SR, which represent the common land borders among the member states of Schengen area – what comprises sections of the state border of the SR with Austria, Hungary, Czech Republic, Poland and airports for intra-Schengen flights (flights to territory of member states or from their territory only, and without landing on a territory of third country),

b) External borders - are sections of the state border of the SR, which represent the common land border with non-member state, and airports, if they are not internal borders; what comprises **land border** – state border of the SR with Ukraine, and **airports**,

c) Illegal border crossing – external border (land, air) – this category includes all cases of foreigners, who attempted to cross or crossed the state border of SR illegally, regardless of direction, wherein the time period between crossing and apprehension is less than 48 hours and they were apprehended by police patrol performing border control tasks.

This category also includes cases of readmission wherein s had been apprehended out of the territory of SR by foreign authority and were returned to SR according readmission agreement after IBC from SR,

d) Illegal stay on territory of the SR – this category includes foreigners who were found illegally on the territory of the SR (stay is not in compliance with national legislation and/or international agreement); regardless the fact of entering SR legally or illegally, or this was discovered during border check at the point of departure from SR, except of IBC.

Disaggregation of illegal stay:

- Inland:

- **After legal entry to the SR** – this category includes foreigners who were apprehended inland for their illegal stay and who had entered (could enter) territory of the SR legally, but at the time of detection it came out that they are staying illegally within territory of the SR (overstayers with expired visa or residence permit, illegal work),
- **After illegal entry to the SR** – this category includes foreigners who were apprehended inland for illegal stay and who had entered territory of the SR illegally,
- **After unknown entry to the SR** – this category includes foreigners who were apprehended inland for illegal stay, but there is no evidence whether their entry to the SR was legal or illegal,

- **At the BCP at exit from the SR** broken down to land border and airports (extra-Schengen flights) – this category includes foreigners whose illegal stay was detected during border check at BCP when exiting the territory of the SR to third country,

- **After readmission from other member state** – this category includes foreigners who were apprehended outside the territory of the SR by authority of other country and who were returned to the SR according Dublin Regulation and who has not previously been apprehended on the territory of the SR for illegal stay or according Readmission agreements,

e) Refusal of entry of third country national – this category includes third country nationals (except of family members of EU nationals) who were refused to enter the territory of the SR due to reasons listed in Article 14 Regulation (EU) 2016/399 of the European Parliament and of the Council of 9 March 2016 on a Union Code on the rules governing the movement of persons across borders (Schengen Borders Code),

f) Refusal of entry of EU national and family member of EU national – this category includes EU nationals and family members of EU national who were refused to enter the territory of the SR according provisions of Article 11 of Act on stay of foreigners (Act of the National Assembly of the SR No. 404/2011 coll.),

g) Foreign – A foreigner shall be understood as everyone who is not the state citizen of the Slovak Republic,

h) EU national - is everyone who is not a SR national and who is a Member state national (Member state is an EU member state, other state that is part of Agreement on European Economic Area and Switzerland),

i) Third country national - is everyone who is not the SR national and not the EU national (this category also includes stateless persons),

j) Illegal migrant - is a person apprehended for illegal state border crossing or illegal stay,

k) Readmission related to illegal migration – is handing over and taking over of foreigners according readmission agreements if this person previously crossed state border of the SR illegally or stayed within the territory of the SR illegally after illegal entry,

l) Visa – means an authorization issued by a Member state of the Schengen area with a view to transit through or an intended stay in the territory of the Member States. Type of visa is defined as follows:

- **Schengen visa type A (Airport transit visa)** – means a visa valid for transit through the international transit areas of one or more airports of the Member States,

- **Schengen visa type C (uniform visa, visa with limited territorial validity)** – means an authorization issued by a Member state of the Schengen area to transit through or an intended stay in the territory of the Member States of a duration of no more than 90 days in any 180 days period and to transit through the international transit areas of airports of the Member States,

- **National visa type D (long-term visa)** – means an authorization issued by a Member state of the Schengen area which is required for entry with a view to intended stay in the territory of this Member state for a period of more than three months but not more than one year.

1 LEGAL MIGRATION

1.1 Legal migration by Border Type

Overview of persons and vehicles having crossed the external borders legally at border crossing points by the direction of crossing in first half of 2018 and 2019

| | | I. half of 2018 | | I. half of 2019 | |
|---|--|------------------|------------------|------------------|----------------|
| | | from SR | to SR | from SR | to SR |
| LAND BORDER | Number of persons by direction of crossing in total | 602 277 | 639 876 | 601 311 | 615 423 |
| | Thereof: | | | | |
| | EU nationals and Slovak nationals | 195 146 | 195 479 | 159 614 | 159 835 |
| | Third country nationals | 407 131 | 444 397 | 441 697 | 455 588 |
| | Total number of persons | 1 242 153 | | 1 216 734 | |
| | Total number of vehicles by direction of crossing | 189 886 | 185 909 | 144 875 | 139 887 |
| | Thereof: | | | | |
| | Passenger cars | 156 448 | 150 810 | 114 307 | 108 047 |
| | Buses | 3 670 | 3 793 | 5 189 | 5 404 |
| | Trucks | 26 387 | 27 923 | 22 072 | 23 125 |
| Passenger trains | 728 | 726 | 769 | 769 | |
| Cargo trains | 2 653 | 2 657 | 2 538 | 2 542 | |
| Total number of vehicles | 375 795 | | 284 762 | | |
| AIRPORTS | Total number of persons by direction of crossing | 388 295 | 357 802 | 435 599 | 404 447 |
| | Thereof: | | | | |
| | EU nationals and Slovak nationals | 325 359 | 296 754 | 355 990 | 326 072 |
| | Third country nationals | 62 936 | 61 048 | 79 609 | 78 375 |
| | Total number of persons | 746 097 | | 840 046 | |
| Total number of aircrafts by direction of crossing | 3 119 | 3 131 | 3 329 | 3 312 | |
| Total number of aircrafts | 6 250 | | 6 641 | | |
| Total number of persons | 1 988 250 | | 2 056 780 | | |
| Total number of vehicles | 382 045 | | 291 403 | | |

Note:

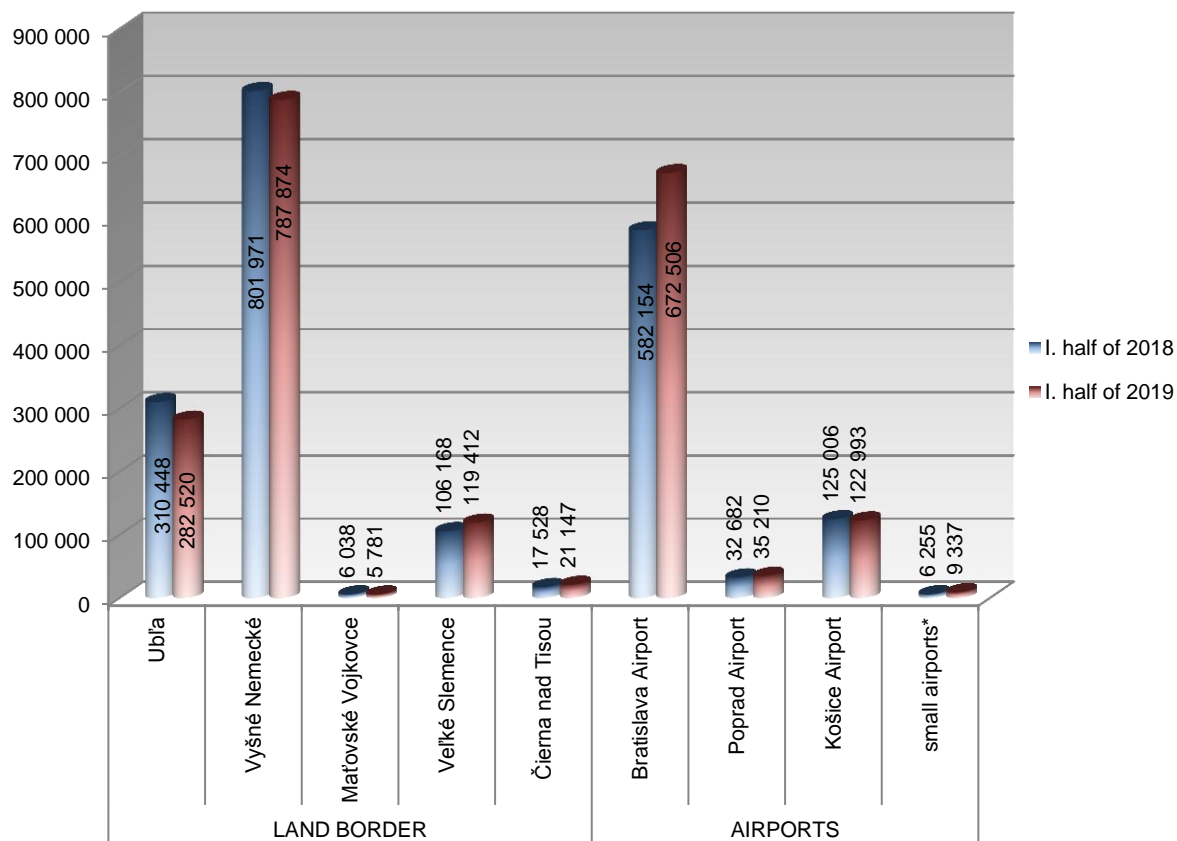
In case of airports, only passengers of non-Schengen flights are included.

Overview of persons and vehicles having crossed the external border legally by individual BCPs during first half of 2018 and 2019

| | | I. half of 2018 | | I. half of 2019 | |
|--------------|--------------------|------------------|----------------|------------------|----------------|
| | | Persons | Vehicles | Persons | Vehicles |
| LAND BORDER | Ubl'a | 310 448 | 109 102 | 282 520 | 69 299 |
| | Vyšné Nemecké | 801 971 | 259 929 | 787 874 | 208 845 |
| | Maťovské Vojkovce | 6 038 | 3 323 | 5 781 | 3 046 |
| | Veľké Slemence | 106 168 | - | 119 412 | - |
| | Čierna nad Tisou | 17 528 | 3 441 | 21 147 | 3 572 |
| AIRPORTS | Bratislava Airport | 582 154 | 4 969 | 672 506 | 5 331 |
| | Poprad Airport | 32 682 | 237 | 35 210 | 250 |
| | Košice Airport | 125 006 | 942 | 122 993 | 928 |
| | small airports* | 6 255 | 102 | 9 337 | 132 |
| TOTAL | | 1 988 250 | 382 045 | 2 056 780 | 291 403 |

* small airports Piešťany (PZY), Sliac (SLD), Nitra(LZNI), Žilina (ILZ) and Prievidza (LZPE) are small airports BCPs according Reg. EU C 134

Overview of persons having crossed the external border legally by individual BCPs during I. half of 2018 and 2019



1.2 Stay of Foreigners in Slovak Republic

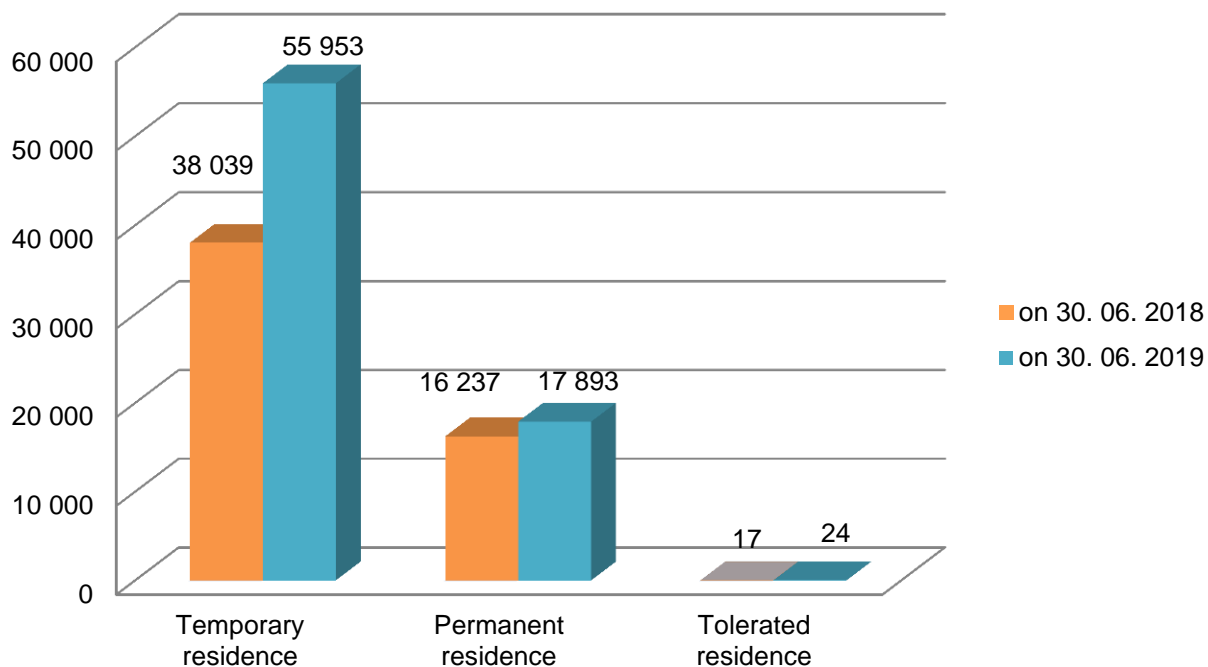
Number of valid residence permits on 30. 06. 2018 and on 30. 06. 2019

| Nationality type | on 30. 06. 2018 | on 30. 06. 2019 |
|--|-----------------|-----------------|
| Third country nationals | 54 293 | 73 870 |
| EU nationals (registrations for residence) | 54 940 | 56 548 |
| TOTAL | 109 233 | 130 418 |

Number of valid residence permits for third country nationals on 30. 06. 2018 and on 30. 06. 2019 by type of residence

| Type of residence | on 30. 06. 2018 | on 30. 06. 2019 |
|---------------------|-----------------|-----------------|
| Temporary residence | 38 039 | 55 953 |
| Permanent residence | 16 237 | 17 893 |
| Tolerated residence | 17 | 24 |
| TOTAL | 54 293 | 73 870 |

Number of valid residence permits for third country nationals on 30. 06. 2018 and on 30. 06. 2019 by type of residence



Top 20 nationalities with valid residence permit on 30. 06. 2019 - third country nationals

| Nationality | on 30. 06. 2019 | | | |
|------------------------|-------------------------|---------------|---------------|-----------|
| | Total number of permits | Thereof: | | |
| | | Temporary | Permanent | Tolerated |
| Ukraine | 30 447 | 25 735 | 4 711 | 1 |
| Serbia | 15 522 | 14 748 | 774 | - |
| Russia | 4 896 | 2 548 | 2 345 | 3 |
| Viet Nam | 4 505 | 2 714 | 1 791 | - |
| China (PRC) | 2 614 | 896 | 1 718 | - |
| Korean Republic | 1 586 | 995 | 591 | - |
| North Macedonia | 1 464 | 888 | 576 | - |
| Iran | 1 369 | 1 212 | 157 | - |
| United States, USA | 1 026 | 391 | 635 | - |
| Bosnia and Herzegovina | 799 | 666 | 133 | - |
| India | 711 | 534 | 177 | - |
| Turkey | 696 | 390 | 306 | - |
| Belarus | 491 | 277 | 213 | 1 |
| Thailand | 470 | 278 | 192 | - |
| Kazakhstan | 435 | 323 | 112 | - |
| Georgia | 409 | 364 | 45 | - |
| Syria | 397 | 246 | 151 | - |
| Israel | 376 | 293 | 83 | - |
| Egypt | 354 | 115 | 239 | - |
| Brazil | 300 | 172 | 128 | - |
| Other nationalities | 5 003 | 2 168 | 2 816 | 19 |
| TOTAL | 73 870 | 55 953 | 17 893 | 24 |

Top 20 nationalities with valid residence permit on 30. 06. 2018 - third country nationals

| Nationality | on 30. 06. 2018 | | | |
|------------------------|-------------------------|---------------|---------------|-----------|
| | Total number of permits | Thereof: | | |
| | | Temporary | Permanent | Tolerated |
| Ukraine | 18 178 | 14 095 | 4 082 | 1 |
| Serbia | 11 974 | 11 301 | 673 | - |
| Russia | 4 401 | 2 246 | 2 153 | 2 |
| Viet Nam | 3 678 | 1 951 | 1 726 | 1 |
| China (PRC) | 2 478 | 870 | 1 608 | - |
| Korean Republic | 1 613 | 1 069 | 544 | - |
| Iran | 1 350 | 1 229 | 121 | - |
| Macedonia (FYROM) | 1 104 | 560 | 544 | - |
| United States, USA | 945 | 361 | 584 | - |
| Turkey | 604 | 328 | 276 | - |
| India | 501 | 341 | 160 | - |
| Belarus | 459 | 270 | 189 | - |
| Thailand | 402 | 241 | 161 | - |
| Israel | 397 | 319 | 78 | - |
| Bosnia and Herzegovina | 393 | 265 | 128 | - |
| Syria | 381 | 245 | 136 | - |
| Egypt | 340 | 115 | 225 | - |
| Kazakhstan | 334 | 241 | 93 | - |
| Brazil | 254 | 129 | 125 | - |
| Mexico | 235 | 109 | 126 | - |
| Other nationalities | 4 272 | 1 754 | 2 505 | 13 |
| TOTAL | 54 293 | 38 039 | 16 237 | 17 |

Number of valid residence permits for third country nationals on 30.06.2018 and on 30.06.2019 by region and type of residence

| | | on 30.06.2018 | on 30.06.2019 |
|-------------------------------|---------------------|---------------|---------------|
| Bratislava region | | 21 640 | 27 405 |
| Thereof: | Temporary residence | 15 568 | 20 624 |
| | Permanent residence | 6 069 | 6 774 |
| | Tolerated residence | 3 | 7 |
| Trnava region | | 6 833 | 9 917 |
| Thereof: | Temporary residence | 5 389 | 8 302 |
| | Permanent residence | 1 442 | 1 613 |
| | Tolerated residence | 2 | 2 |
| Košice region | | 6 528 | 8 415 |
| Thereof: | Temporary residence | 4 156 | 5 848 |
| | Permanent residence | 2 368 | 2 566 |
| | Tolerated residence | 4 | 1 |
| Nitra region | | 4 443 | 7 176 |
| Thereof: | Temporary residence | 2 908 | 5 482 |
| | Permanent residence | 1 533 | 1 693 |
| | Tolerated residence | 2 | 1 |
| Prešov region | | 4 541 | 6 172 |
| Thereof: | Temporary residence | 2 930 | 4 425 |
| | Permanent residence | 1 607 | 1 736 |
| | Tolerated residence | 4 | 11 |
| Žilina region | | 3 672 | 5 181 |
| Thereof: | Temporary residence | 2 521 | 3 916 |
| | Permanent residence | 1 151 | 1 264 |
| | Tolerated residence | - | 1 |
| Trenčín region | | 2 864 | 4 956 |
| Thereof: | Temporary residence | 1 913 | 3 911 |
| | Permanent residence | 951 | 1 045 |
| | Tolerated residence | - | - |
| Banská Bystrica region | | 3 772 | 4 648 |
| Thereof: | Temporary residence | 2 654 | 3 445 |
| | Permanent residence | 1 116 | 1 202 |
| | Tolerated residence | 2 | 1 |
| Total | | 54 293 | 73 870 |
| Thereof: | Temporary residence | 38 039 | 55 953 |
| | Permanent residence | 16 237 | 17 893 |
| | Tolerated residence | 17 | 24 |

Number of EU nationals with valid registration for residence on 30. 06. 2019

| Nationality | on 30. 06. 2019 |
|----------------|-------------------------|
| | Number of registrations |
| Czech Republic | 11 155 |
| Hungary | 8 704 |
| Romania | 7 454 |
| Poland | 5 948 |
| Germany | 4 552 |
| Italy | 3 006 |
| United Kingdom | 2 526 |
| Austria | 2 431 |
| Bulgaria | 1 785 |
| France | 1 499 |
| Croatia | 1 328 |
| Spain | 1 203 |
| Greece | 791 |
| Netherlands | 599 |
| Norway | 552 |
| Portugal | 460 |
| Belgium | 406 |
| Slovenia | 342 |
| Sweden | 294 |
| Switzerland | 289 |
| Ireland | 264 |
| Latvia | 211 |
| Denmark | 194 |
| Lithuania | 192 |
| Finland | 153 |
| Island | 59 |
| Cyprus | 54 |
| Estonia | 48 |
| Malta | 31 |
| Luxemburg | 15 |
| Liechtenstein | 3 |
| TOTAL | 56 548 |

Number of EU nationals with valid registration for residence on 30. 06. 2018

| Nationality | on 30. 06. 2018 |
|----------------|-------------------------|
| | Number of registrations |
| Czech Republic | 10 772 |
| Hungary | 8 268 |
| Romania | 7 338 |
| Poland | 5 824 |
| Germany | 4 575 |
| Italy | 2 932 |
| Austria | 2 399 |
| United Kingdom | 2 279 |
| Bulgaria | 1 688 |
| France | 1 462 |
| Croatia | 1 302 |
| Spain | 1 139 |
| Greece | 778 |
| Netherlands | 605 |
| Norway | 581 |
| Portugal | 460 |
| Belgium | 428 |
| Slovenia | 333 |
| Sweden | 288 |
| Switzerland | 263 |
| Ireland | 254 |
| Denmark | 205 |
| Latvia | 203 |
| Lithuania | 187 |
| Finland | 156 |
| Island | 78 |
| Cyprus | 57 |
| Estonia | 39 |
| Malta | 31 |
| Luxemburg | 14 |
| Liechtenstein | 2 |
| TOTAL | 54 940 |

Number of valid residence permits of third country nationals on 30.06.2018 and on 30.06.2019 by purpose of residence

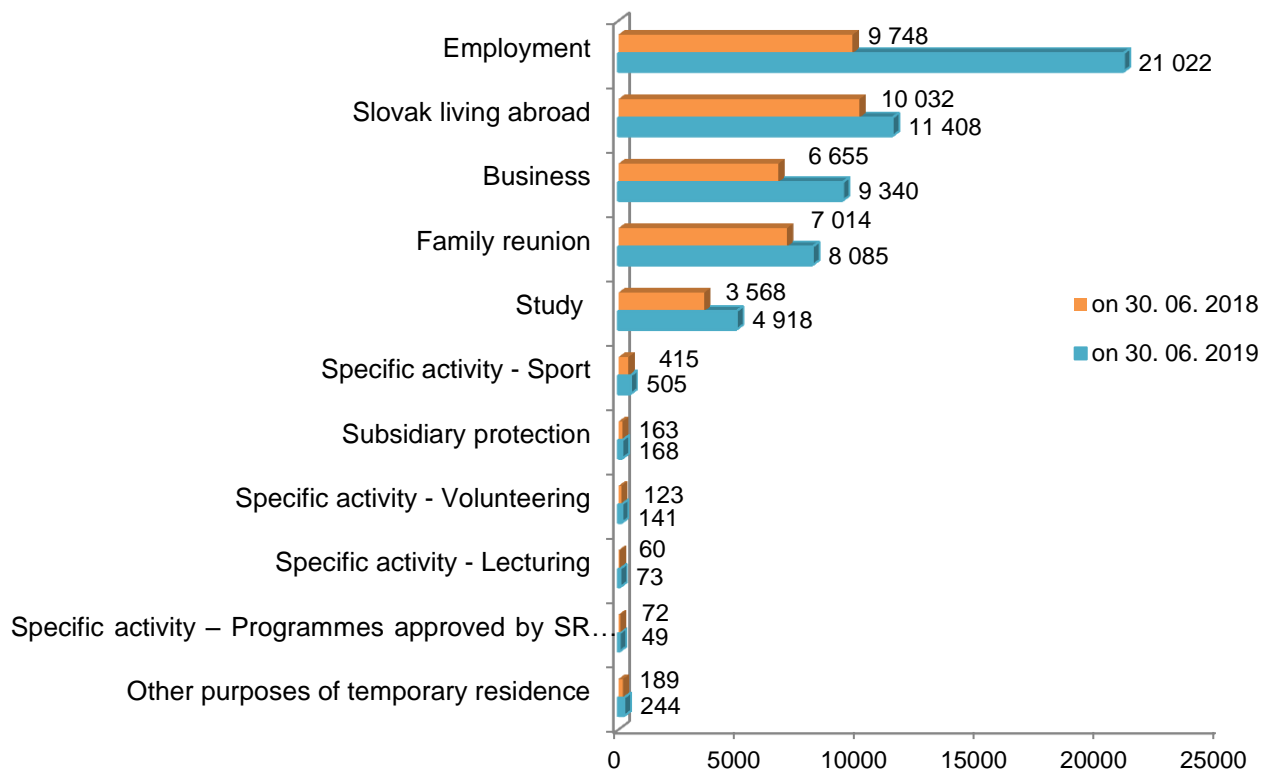
| Temporary residence | | |
|--|------------------------|------------------------|
| Purpose of residence | on 30. 06. 2018 | on 30. 06. 2019 |
| Employment | 9 748 | 21 022 |
| Slovak living abroad | 10 032 | 11 408 |
| Business | 6 655 | 9 340 |
| Family reunion | 7 014 | 8 085 |
| Study | 3 568 | 4 918 |
| Specific activity – Sport | 415 | 505 |
| Subsidiary protection | 163 | 168 |
| Specific activity- Volunteering | 123 | 141 |
| Specific activity – Lecturing | 60 | 73 |
| Specific activity – Programmes approved by SR government or the EU | 72 | 49 |
| Other purposes of temporary residence | 189 | 244 |
| TOTAL | 38 039 | 55 953 |

| Permanent residence | | |
|--|------------------------|------------------------|
| Purpose of residence | on 30. 06. 2018 | on 30. 06. 2019 |
| Long term residence | 6 725 | 7 684 |
| Permanent residence (unlimited) | 5 280 | 5 566 |
| Permanent residence (for 5 years) | 2 908 | 3 094 |
| Family member of EU national | 896 | 1 087 |
| Refugee | 301 | 291 |
| Family member of EU national – permanent | 127 | 171 |
| TOTAL | 16 237 | 17 893 |

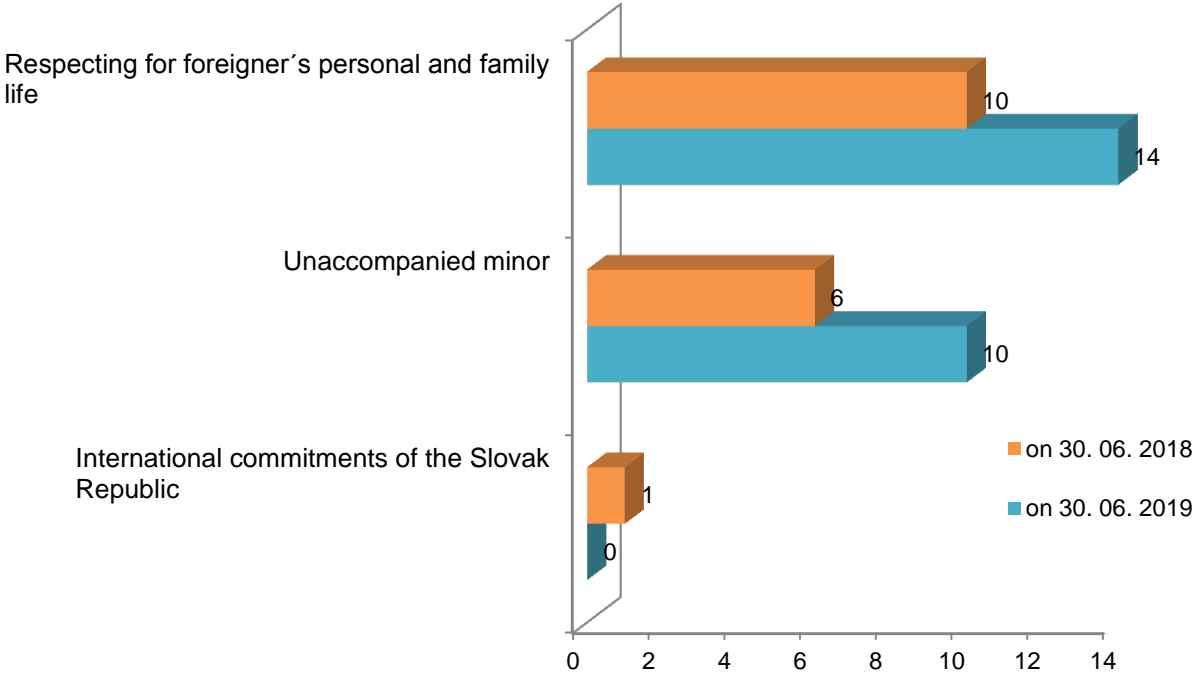
| Tolerated residence | | |
|---|------------------------|------------------------|
| Purpose of residence | on 30. 06. 2018 | on 30. 06. 2019 |
| Respecting for foreigner's personal and family life | 10 | 14 |
| Unaccompanied minor | 6 | 10 |
| International commitments of the Slovak Republic | 1 | - |
| TOTAL | 17 | 24 |

Number of valid residence permits of third country nationals on 30.06.2018 and on 30.06.2019 by purpose of residence

Temporary residence - most frequent purposes of temporary residence of third country nationals on 30. 06. 2018 and on 30. 06. 2019



**Tolerated residence of third country nationals
on 31. 12. 2018 and on 31. 12. 2019 by purpose of residence**



Number of residence permits granted to foreigners in I. half of 2018 and 2019

| Nationality | I. half of 2018 | I. half of 2019 |
|------------------------------|-----------------|-----------------|
| Third country nationals | 12 631 | 18 505 |
| EU nationals (registrations) | 3 305 | 3 729 |
| TOTAL | 15 936 | 22 234 |

Note:

Granted residence permit – includes granted, renewed residence permits and validity extensions of residence permits within the period from 1st January to 30th June of respective year.

Number of valid residence permits granted to third country nationals in I. half of 2018 and 2019 by type of residence

| Type of residence | I. half of 2018 | I. half of 2019 |
|---------------------|-----------------|-----------------|
| Temporary residence | 11 371 | 17 123 |
| Permanent residence | 1 243 | 1 360 |
| Tolerated residence | 17 | 22 |
| TOTAL | 12 631 | 18 505 |

Top twenty nationalities whom the residence permit was granted in first half of 2019 – third country nationals

| Nationality | I. half of 2019 | | | |
|------------------------|-------------------------|---------------|--------------|-----------|
| | Total number of permits | Thereof: | | |
| | | Temporary | Permanent | Tolerated |
| Ukraine | 9 612 | 9 152 | 460 | - |
| Serbia | 3 087 | 3 016 | 71 | - |
| Viet Nam | 1 172 | 1 115 | 57 | - |
| Russia | 919 | 790 | 128 | 1 |
| North Macedonia | 346 | 328 | 18 | - |
| Korean Republic | 315 | 277 | 38 | - |
| Bosnia and Herzegovina | 281 | 273 | 8 | - |
| Georgia | 250 | 250 | - | - |
| China (PRC) | 250 | 185 | 65 | - |
| Iran | 223 | 203 | 20 | - |
| Turkey | 200 | 172 | 28 | - |
| India | 185 | 170 | 15 | - |
| United States, USA | 141 | 93 | 47 | 1 |
| Thailand | 119 | 97 | 22 | - |
| Philippines | 81 | 62 | 19 | - |
| Moldova | 80 | 74 | 5 | 1 |
| Belarus | 78 | 67 | 10 | 1 |
| Kazakhstan | 78 | 70 | 8 | - |
| Brazil | 71 | 64 | 7 | - |
| Syria | 69 | 51 | 18 | - |
| Other nationalities | 948 | 614 | 316 | 18 |
| TOTAL | 18 505 | 17 123 | 1 360 | 22 |

Top twenty nationalities whom the residence permit was granted in first half of 2018 – third country nationals

| Nationality | I. half of 2018 | | | |
|------------------------|-------------------------|---------------|--------------|-----------|
| | Total number of permits | Thereof: | | |
| | | Temporary | Permanent | Tolerated |
| Ukraine | 5 092 | 4 801 | 291 | - |
| Serbia | 2 732 | 2 646 | 84 | 2 |
| Russia | 943 | 800 | 143 | - |
| Viet Nam | 590 | 538 | 49 | 3 |
| Korean Republic | 393 | 337 | 56 | - |
| Iran | 346 | 327 | 19 | - |
| China (PRC) | 275 | 202 | 73 | - |
| Macedonia (FYROM) | 268 | 232 | 36 | - |
| Turkey | 208 | 186 | 22 | - |
| Bosnia and Herzegovina | 165 | 152 | 13 | - |
| United States, USA | 120 | 63 | 57 | - |
| Syria | 107 | 76 | 31 | - |
| Thailand | 105 | 86 | 19 | - |
| Kazakhstan | 100 | 92 | 8 | - |
| Belarus | 95 | 87 | 8 | - |
| India | 95 | 80 | 15 | - |
| Mexico | 71 | 58 | 13 | - |
| Brazil | 58 | 46 | 12 | - |
| Georgia | 58 | 54 | 4 | - |
| Egypt | 47 | 30 | 17 | - |
| Other nationalities | 763 | 478 | 273 | 12 |
| TOTAL | 12 631 | 11 371 | 1 243 | 17 |

1.3 Visas

Visa applications and granted visas by Embassies of the SR by visa type and nationality of applicants in I. half of 2019 – TOP 20

| I. half of 2019 | | | | | | | | |
|---------------------|---------------|-------------------|---------------|--------------|---------------|---------------|---------------|--------------|
| Nationality | Total | Visa applications | | | Total | Granted visas | | |
| | | A type visa | C type visa | D type visa | | A type visa | C type visa | D type visa |
| Russia | 4 869 | - | 4 552 | 317 | 4 841 | - | 4 517 | 324 |
| Belarus | 2 518 | - | 2 489 | 29 | 2 512 | - | 2 483 | 29 |
| Viet Nam | 1 185 | - | 303 | 882 | 985 | - | 259 | 726 |
| China (PRC) | 1 109 | - | 999 | 110 | 1 040 | - | 946 | 94 |
| India | 870 | - | 734 | 136 | 708 | - | 573 | 135 |
| Turkey | 731 | - | 633 | 98 | 611 | - | 520 | 91 |
| Egypt | 391 | - | 368 | 23 | 205 | - | 183 | 22 |
| Kuwait | 275 | - | 272 | 3 | 276 | - | 273 | 3 |
| Kazakhstan | 274 | - | 225 | 49 | 263 | - | 221 | 42 |
| Iran | 271 | - | 142 | 129 | 208 | - | 90 | 118 |
| Ukraine | 223 | - | 147 | 76 | 218 | - | 144 | 74 |
| Thailand | 165 | - | 110 | 55 | 163 | - | 109 | 54 |
| South Africa | 161 | - | 156 | 5 | 159 | - | 154 | 5 |
| Uzbekistan | 157 | - | 144 | 13 | 133 | - | 126 | 7 |
| Indonesia | 148 | - | 136 | 12 | 150 | - | 137 | 13 |
| Lebanon | 140 | - | 138 | 2 | 115 | - | 113 | 2 |
| Philippines | 102 | - | 63 | 39 | 88 | - | 49 | 39 |
| Kosovo | 81 | - | 63 | 18 | 60 | - | 45 | 15 |
| Cuba | 54 | - | 47 | 7 | 51 | - | 47 | 4 |
| Kenya | 47 | - | 45 | 2 | 39 | - | 38 | 1 |
| Other nationalities | 856 | - | 548 | 308 | 628 | - | 381 | 247 |
| TOTAL | 14 627 | 0 | 12 314 | 2 313 | 13 453 | 0 | 11 408 | 2 045 |

Visa applications and granted visas by Embassies of the SR by visa type and nationality of applicants in I. half of 2018 – TOP 20

| I. half of 2018 | | | | | | | | |
|---------------------|---------------|-------------------|---------------|-------------|---------------|---------------|---------------|-------------|
| Nationality | Total | Visa applications | | | Total | Granted visas | | |
| | | A type visa | C type visa | D type visa | | A type visa | C type visa | D type visa |
| Russia | 5 774 | - | 5 678 | 96 | 5 710 | - | 5 628 | 82 |
| Belarus | 2 267 | - | 2 262 | 5 | 2 229 | - | 2 226 | 3 |
| Ukraine | 1 352 | - | 1 211 | 141 | 1 333 | - | 1 195 | 138 |
| China (PRC) | 1 175 | - | 1 087 | 88 | 1 092 | - | 1 008 | 84 |
| Turkey | 913 | - | 848 | 65 | 862 | - | 799 | 63 |
| India | 419 | - | 372 | 47 | 387 | - | 340 | 47 |
| Kuwait | 410 | - | 404 | 6 | 408 | - | 402 | 6 |
| Iran | 349 | - | 300 | 49 | 246 | - | 197 | 49 |
| Kazakhstan | 335 | - | 307 | 28 | 322 | - | 298 | 24 |
| Thailand | 209 | - | 165 | 44 | 207 | - | 164 | 43 |
| Egypt | 173 | - | 162 | 11 | 170 | - | 160 | 10 |
| South Africa | 136 | - | 136 | - | 136 | - | 136 | - |
| Lebanon | 131 | - | 128 | 3 | 133 | - | 130 | 3 |
| Viet Nam | 313 | - | 123 | 190 | 288 | - | 110 | 178 |
| Indonesia | 112 | - | 112 | - | 111 | - | 111 | - |
| Cuba | 86 | - | 85 | 1 | 86 | - | 85 | 1 |
| Uzbekistan | 83 | - | 83 | - | 65 | - | 64 | 1 |
| Kosovo | 84 | - | 83 | 1 | 69 | - | 68 | 1 |
| Armenia | 64 | - | 50 | 14 | 59 | - | 45 | 14 |
| Philippines | 58 | - | 41 | 17 | 56 | - | 39 | 17 |
| Other nationalities | 603 | - | 420 | 183 | 508 | - | 347 | 161 |
| TOTAL | 15 046 | 0 | 14 057 | 989 | 14 477 | 0 | 13 552 | 925 |

Data source: NVIS MFA SR

Number of national visas granted by Central Visa Authority Department of Bureau of Border and Foreign Police in 2019

| Nationality | I. half of 2019 | |
|--------------------|-----------------------------|------------------------|
| | National visas applications | Granted national visas |
| United States, USA | 3 | 3 |
| Russia | 2 | 2 |
| Ghana | 1 | 1 |
| Nigeria | 1 | 1 |
| TOTAL | 7 | 7 |

Note:

National visas are granted by Central Visa Authority Department of Bureau of Border and Foreign Police since 01. 05. 2017 according the Act on stay of foreigners: Art. 15/1/d).

Security checks related to visa applications requested by MFA SR in I. half of 2018 and 2019

| Month | I. half of 2018 | | | | I. half of 2019 | | | |
|--------------|-----------------|---------------|--------------|----------|-----------------|---------------|--------------|----------|
| | Total | CVAD opinion | | | Total | CVAD opinion | | |
| | | approving | disapproving | binding | | approving | disapproving | binding |
| January | 1 862 | 1 842 | 20 | - | 1 691 | 1 631 | 60 | - |
| February | 2 120 | 2 107 | 13 | - | 1 901 | 1 850 | 51 | - |
| March | 2 535 | 2 520 | 15 | - | 2 354 | 2 326 | 28 | - |
| April | 2 889 | 2 870 | 19 | - | 2 712 | 2 683 | 29 | - |
| May | 2 879 | 2 863 | 16 | - | 3 065 | 2 995 | 70 | - |
| June | 3 331 | 3 311 | 20 | - | 3 072 | 3 025 | 47 | - |
| TOTAL | 15 616 | 15 513 | 103 | 0 | 14 795 | 14 510 | 285 | 0 |

Security checks related to visa applications requested by embassies of other EU member states in I. half of 2018 and 2019

| Month | I. half of 2018 | | | I. half of 2019 | | |
|--------------|------------------|------------------|--------------|------------------|------------------|------------|
| | Total | CVAD opinion | | Total | CVAD opinion | |
| | | approving | disapproving | | disapproving | approving |
| January | 162 402 | 162 368 | 34 | 211 323 | 211 262 | 61 |
| February | 211 136 | 211 079 | 57 | 217 042 | 216 987 | 55 |
| March | 232 821 | 232 761 | 60 | 235 854 | 235 779 | 75 |
| April | 215 288 | 215 242 | 46 | 221 048 | 220 983 | 65 |
| May | 254 855 | 254 804 | 51 | 264 125 | 264 072 | 53 |
| June | 267 737 | 267 701 | 36 | 246 120 | 246 098 | 22 |
| TOTAL | 1 344 239 | 1 343 955 | 284 | 1 395 512 | 1 395 181 | 331 |

Disapproving opinion of Central Visa Authority Department of Bureau of Border and Foreign Police to the visa application according to the hit in Schengen information system for purpose of entry refusal by nationality of visa applicant in I. half of 2019

| Nationality | Total | Thereof: | |
|--------------|------------|-----------|------------|
| | | MFA | VIS |
| Morocco | 121 | - | 121 |
| Algeria | 65 | - | 65 |
| Nigeria | 30 | 1 | 29 |
| Tunisia | 25 | - | 25 |
| Egypt | 21 | - | 21 |
| Pakistan | 13 | - | 13 |
| Iran | 8 | 2 | 6 |
| Bangladesh | 5 | - | 5 |
| Iraq | 5 | - | 5 |
| Syria | 5 | - | 5 |
| Ethiopia | 4 | - | 4 |
| Libya | 4 | - | 4 |
| Azerbaijan | 3 | - | 3 |
| China (PRC) | 3 | 3 | - |
| Tajikistan | 3 | - | 3 |
| Uzbekistan | 3 | - | 3 |
| Turkey | 2 | 2 | - |
| Belarus | 1 | 1 | - |
| India | 1 | 1 | - |
| Kazakhstan | 1 | 1 | - |
| Kenya | 1 | - | 1 |
| Kyrgyzstan | 1 | - | 1 |
| Palestine | 1 | - | 1 |
| Russia | 1 | - | 1 |
| TOTAL | 327 | 11 | 316 |

Note:

MFA – requests sent by embassies and general consulates of the SR

VIS – requests sent by other EU member states

Number of security checks of invitations requested by Foreign Police Units of the Police Force in I. half of 2018 and 2019

| Invitations | | I. half of 2018 | I. half of 2019 |
|--|---|-----------------|-----------------|
| Official | | 296 | 384 |
| Private | | 523 | 467 |
| Total number of security checks | | 819 | 851 |
| Thereof: | Total number of approved invitations | 779 | 765 |
| | Total number of disapproved invitations | 40 | 86 |

Number of security checks of invitations requested by Foreign Police Units of the Police Force in I. half of 2019 - TOP 10

| Nationality | Total | Invitations | |
|---------------------|------------|-------------|------------|
| | | Official | Private |
| Viet Nam | 147 | 11 | 136 |
| India | 145 | 130 | 15 |
| China (PRC) | 94 | 70 | 24 |
| Iran | 61 | 19 | 42 |
| Egypt | 45 | 25 | 20 |
| Russia | 36 | 10 | 26 |
| Cuba | 27 | 7 | 20 |
| Thailand | 24 | 5 | 19 |
| Turkey | 20 | 14 | 6 |
| Algeria | 19 | 15 | 4 |
| Syria | 19 | 4 | 15 |
| Other nationalities | 214 | 74 | 140 |
| TOTAL | 851 | 384 | 467 |

Negative statement of Central Visa Authority Department of Bureau of Border and Foreign Police to the invitation letter according to hit in Schengen information system for purpose of entry refusal by nationality and type of invitation in I. half of 2019

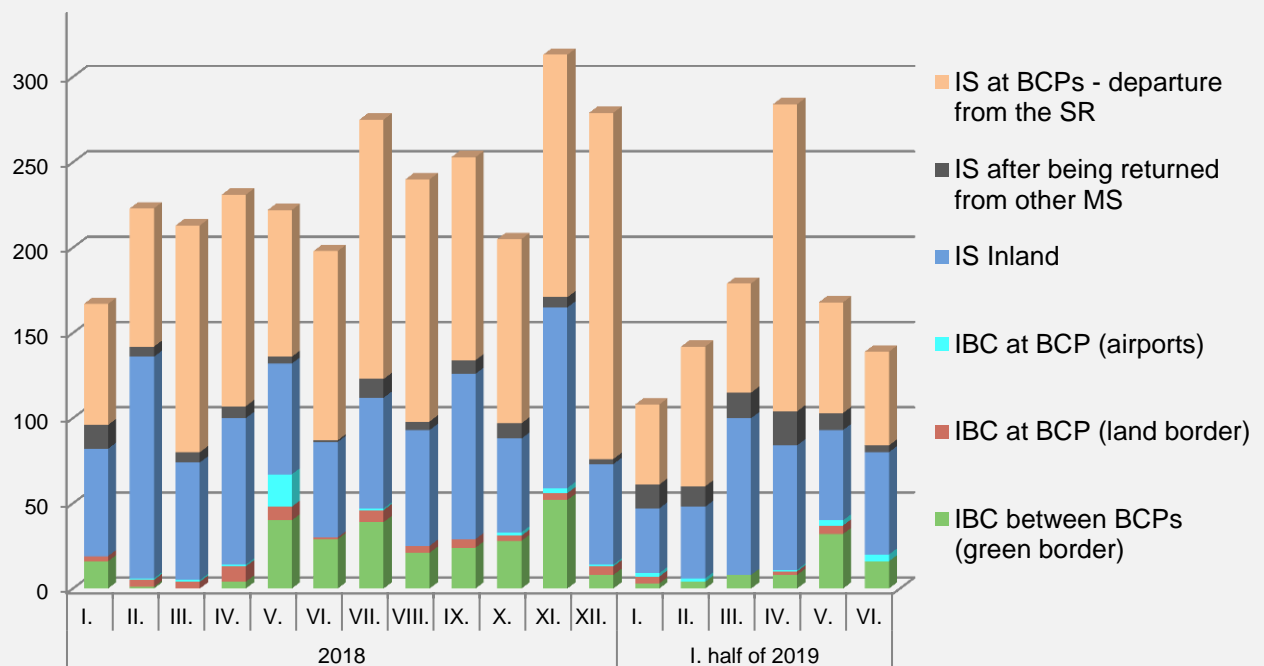
| Nationality | Total | Thereof disapproving opinion to: | |
|--------------|----------|----------------------------------|----------------------|
| | | Private invitations | Official invitations |
| Ukraine | 1 | 1 | - |
| TOTAL | 1 | 1 | 0 |

2 ILLEGAL MIGRATION

Overview of illegal migration on the territory of the SR in I. half of: 2018 and 2019

| | | I. half of 2018 | | | I. half of 2019 | | |
|--------------|-----------------------------------|-----------------|------------|----------|-----------------|-----------|----------|
| | | Total | Thereof: | | Total | Thereof: | |
| | | | to SR | from SR | | to SR | from SR |
| IBC | External land border between BCPs | 90 | 90 | 0 | 71 | 69 | 2 |
| | External land border at BCPs | 29 | 29 | 0 | 11 | 11 | 0 |
| | External air border (at airports) | 22 | 20 | 2 | 12 | 8 | 4 |
| | TOTAL | 141 | 139 | 2 | 94 | 88 | 6 |
| IS | Inland | 469 | | | 358 | | |
| | At BCPs - departure from the SR | 606 | | | 493 | | |
| | Returned from other Member State | 38 | --- | --- | 75 | --- | --- |
| | TOTAL | 1 113 | | | 926 | | |
| TOTAL | | 1 254 | | | 1 020 | | |

Development of individual indicators of illegal migration on the territory of the SR within the period from January 2018 to June 2019 by individual months



Overview of illegal migration on the territory of the SR disaggregated by detection and processing by individual DBFP in I. half of 2019

| | DETECTED | | | PROCESSED | | |
|-------------------|--------------|-----------|------------|--------------|-----------|------------|
| | Total | IBC | IS | Total | IBC | IS |
| DBFP Bratislava | 193 | 6 | 187 | 259 | 8 | 251 |
| DBFP B. Bystrica | 28 | - | 28 | 69 | - | 69 |
| DBFP Prešov | 48 | 4 | 44 | 114 | 4 | 110 |
| DBFP Sobrance | 575 | 79 | 496 | 577 | 81 | 496 |
| Other authority * | 176 | 5 | 171 | 1 | 1 | - |
| TOTAL | 1 020 | 94 | 926 | 1 020 | 94 | 926 |

Overview of illegal migration on the territory of the SR disaggregated by detection and processing by individual DBFP in I. half of 2018

| | DETECTED | | | PROCESSED | | |
|------------------|--------------|------------|--------------|--------------|------------|--------------|
| | Total | IBC | IS | Total | IBC | IS |
| DBFP Bratislava | 218 | 21 | 197 | 269 | 21 | 248 |
| DBFP B. Bystrica | 74 | - | 74 | 83 | - | 83 |
| DBFP Prešov | 97 | 1 | 96 | 175 | 1 | 174 |
| DBFP Sobrance | 730 | 119 | 611 | 727 | 119 | 608 |
| Other authority* | 135 | - | 135 | 0 | - | - |
| TOTAL | 1 254 | 141 | 1 113 | 1 254 | 141 | 1 113 |

* e. g. Customs Criminal Office, Uniformed Police, Railway Police, Authority of other country

Note:

„Authority of detection“ means unit that performed primordial check of foreigner in the territory of SR, detected violation of the law and handed the case over to competent unit of BBFP for further procession.

Illegal migration on the territory of the SR in I. half of 2019 by nationality

| Nationality | Illegal migration in total | IBC | | | IS | | |
|------------------------|----------------------------|--------------|-----------|-----------|------------|-----------------------------|------------------------|
| | | Land border: | | Airports | Inland | at BCPs - departing from SR | Returned from other MS |
| | | between BCPs | at BCPs | | | | |
| Ukraine | 633 | 5 | 11 | - | 141 | 475 | 1 |
| Serbia | 89 | - | - | 1 | 87 | - | 1 |
| Afghanistan | 51 | 2 | - | - | 39 | - | 10 |
| Iran | 33 | - | - | 3 | 6 | - | 24 |
| Viet Nam | 20 | 16 | - | 1 | 2 | - | 1 |
| Bangladesh | 18 | 8 | - | - | 7 | - | 3 |
| Turkey | 17 | 12 | - | - | 4 | - | 1 |
| Moldova | 16 | 1 | - | - | 9 | 6 | - |
| Russia | 16 | 6 | - | - | 4 | 3 | 3 |
| Albania | 12 | - | - | 4 | 3 | 4 | 1 |
| North Macedonia | 12 | - | - | - | 11 | - | 1 |
| Yemen | 11 | - | - | - | - | - | 11 |
| Armenia | 10 | - | - | 2 | - | - | 8 |
| Pakistan | 8 | 2 | - | - | 6 | - | - |
| Bosnia and Herzegovina | 7 | - | - | - | 7 | - | - |
| Iraq | 7 | - | - | - | 1 | - | 6 |
| Sri Lanka | 7 | 7 | - | - | - | - | - |
| India | 6 | 2 | - | - | 2 | - | 2 |
| Georgia | 5 | 1 | - | - | 4 | - | - |
| Azerbaijan | 3 | 3 | - | - | - | - | - |
| Brazil | 3 | - | - | - | 3 | - | - |
| Israel | 3 | - | - | - | 2 | 1 | - |
| Uzbekistan | 3 | 3 | - | - | - | - | - |
| China (PRC) | 2 | - | - | - | 1 | - | 1 |
| Colombia | 2 | - | - | - | - | 2 | - |
| Korean Republic | 2 | - | - | - | 2 | - | - |
| Somalia | 2 | 2 | - | - | - | - | - |
| Stateless | 2 | - | - | - | 1 | 1 | - |
| Czech Republic | 1 | - | - | - | 1 | - | - |
| Philippines | 1 | - | - | - | - | 1 | - |
| Jordan | 1 | - | - | - | 1 | - | - |
| South Africa | 1 | - | - | - | 1 | - | - |
| Cameroon | 1 | - | - | - | 1 | - | - |
| Canada | 1 | - | - | - | 1 | - | - |
| DPR of Korea | 1 | 1 | - | - | - | - | - |
| Kazakhstan | 1 | - | - | - | 1 | - | - |
| Kenya | 1 | - | - | - | 1 | - | - |
| Morocco | 1 | - | - | 1 | - | - | - |
| Mexico | 1 | - | - | - | 1 | - | - |
| Mongolia | 1 | - | - | - | - | - | 1 |
| Nigeria | 1 | - | - | - | 1 | - | - |
| Poland | 1 | - | - | - | 1 | - | - |
| Romania | 1 | - | - | - | 1 | - | - |
| United States, USA | 1 | - | - | - | 1 | - | - |
| Unknown | 1 | - | - | - | 1 | - | - |
| Thailand | 1 | - | - | - | 1 | - | - |
| Tunisia | 1 | - | - | - | 1 | - | - |
| Turkmenistan | 1 | - | - | - | 1 | - | - |
| TOTAL | 1 020 | 71 | 11 | 12 | 358 | 493 | 75 |

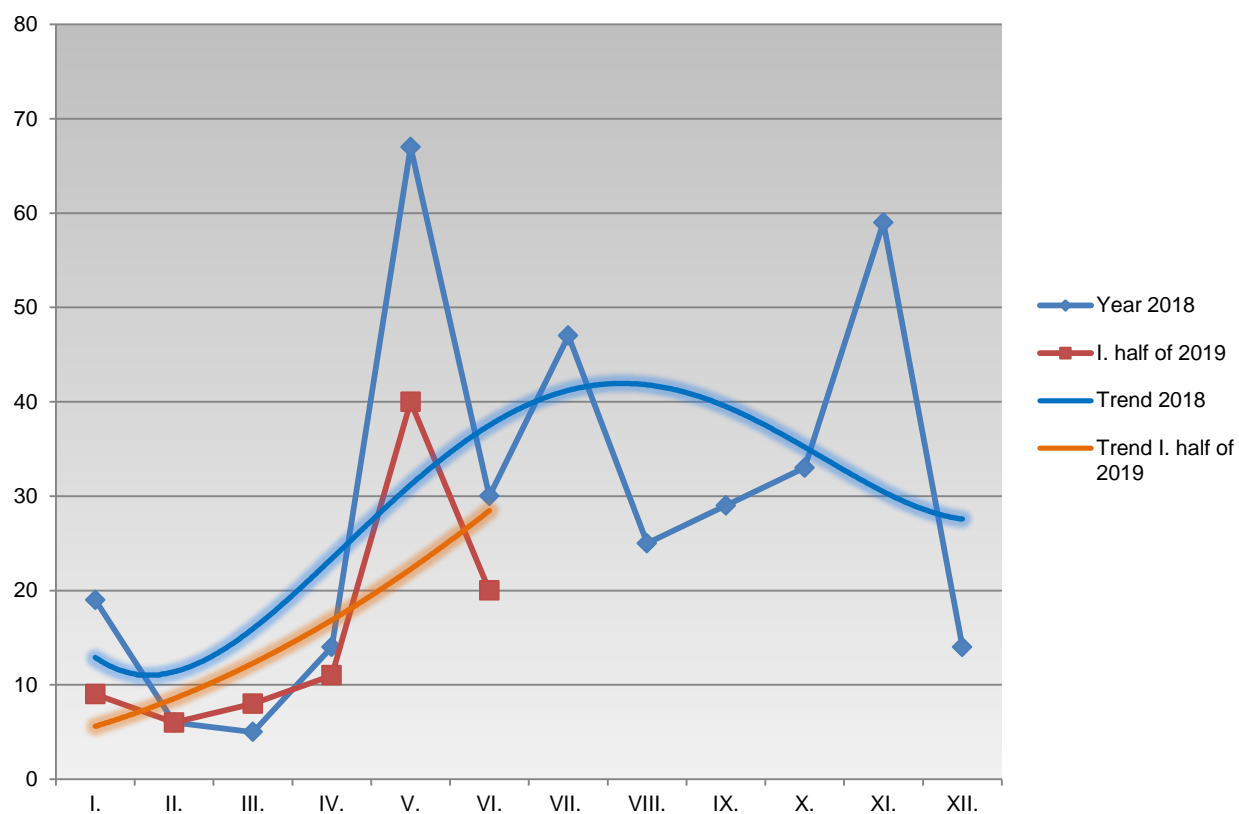
Illegal migration on the territory of the SR in I. half of 2018 by nationality

| Nationality | Illegal migration in total | IBC | | | IS | | |
|------------------------|----------------------------|--------------|-----------|-----------|------------|---------------------------------|------------------------|
| | | Land border: | | Airports | Inland | at BCPs - departing from the SR | Returned from other MS |
| | | between BCPs | at BCPs | | | | |
| Ukraine | 840 | 3 | 23 | 1 | 220 | 593 | - |
| Serbia | 104 | - | - | - | 102 | 2 | - |
| Viet Nam | 85 | 66 | - | - | 19 | - | - |
| Moldova | 46 | 1 | - | - | 38 | 7 | - |
| Afghanistan | 21 | 4 | - | - | 11 | - | 6 |
| Yemen | 19 | - | - | 19 | - | - | - |
| Russia | 15 | 2 | - | 1 | 8 | 2 | 2 |
| Turkey | 15 | 3 | 6 | - | 5 | - | 1 |
| Azerbaijan | 14 | 3 | - | - | - | - | 11 |
| Pakistan | 13 | 2 | - | - | 8 | - | 3 |
| Macedonia (FYROM) | 9 | - | - | - | 9 | - | - |
| Bosnia and Herzegovina | 7 | - | - | - | 7 | - | - |
| Syria | 7 | 1 | - | - | - | - | 6 |
| China (PRC) | 5 | - | - | - | 2 | - | 3 |
| Georgia | 5 | - | - | - | 1 | - | 4 |
| Iraq | 5 | 2 | - | - | 1 | - | 2 |
| Iran | 4 | - | - | - | 4 | - | - |
| Hungary | 4 | - | - | - | 4 | - | - |
| Belarus | 3 | 2 | - | - | 1 | - | - |
| Palestine | 3 | - | - | - | 3 | - | - |
| Albania | 2 | - | - | 1 | 1 | - | - |
| Montenegro | 2 | - | - | - | 2 | - | - |
| Canada | 2 | - | - | - | 2 | - | - |
| Korean Republic | 2 | - | - | - | 2 | - | - |
| Tunisia | 2 | - | - | - | 2 | - | - |
| Algeria | 1 | - | - | - | - | 1 | - |
| Benin | 1 | - | - | - | 1 | - | - |
| Czech Republic | 1 | - | - | - | 1 | - | - |
| Egypt | 1 | - | - | - | 1 | - | - |
| Guinea | 1 | - | - | - | 1 | - | - |
| India | 1 | - | - | - | 1 | - | - |
| Israel | 1 | - | - | - | 1 | - | - |
| South Africa | 1 | - | - | - | 1 | - | - |
| Cameroon | 1 | - | - | - | 1 | - | - |
| Kyrgyzstan | 1 | 1 | - | - | - | - | - |
| Colombia | 1 | - | - | - | 1 | - | - |
| Kuwait | 1 | - | - | - | 1 | - | - |
| Lebanon | 1 | - | - | - | 1 | - | - |
| Latvia | 1 | - | - | - | 1 | - | - |
| Mexico | 1 | - | - | - | 1 | - | - |
| Nigeria | 1 | - | - | - | 1 | - | - |
| Romania | 1 | - | - | - | 1 | - | - |
| United States, USA | 1 | - | - | - | 1 | - | - |
| Tajikistan | 1 | - | - | - | - | 1 | - |
| Thailand | 1 | - | - | - | 1 | - | - |
| TOTAL | 1 254 | 90 | 29 | 22 | 469 | 606 | 38 |

2.1 Illegal Crossings of State Border of the Slovak Republic

Overview of IBC by individual months in: 2018 and 2019

| | Total | I. | II. | III. | IV. | V. | VI. | VII. | VIII. | IX. | X. | XI. | XII. |
|-------------|------------|----|-----|------|-----|----|-----|------|-------|-----|----|-----|------|
| 2018 | 348 | 19 | 6 | 5 | 14 | 67 | 30 | 47 | 25 | 29 | 33 | 59 | 14 |
| 2019 | 94 | 9 | 6 | 8 | 11 | 40 | 20 | - | - | - | - | - | - |



IBC in I. half of 2019 disaggregated by place and direction of crossing

| Nationality | IBC | | | Thereof: | | | | | |
|--------------|-----------|-----------|----------|--------------------------|----------|---------------------|----------|---------------------------------|----------|
| | | | | Land border between BCPs | | Land border at BCPs | | Airports (non-Schengen flights) | |
| | Total | Thereof: | | to SR | from SR | to SR | from SR | to SR | from SR |
| to SR | | from SR | | | | | | | |
| Viet Nam | 17 | 17 | - | 16 | - | - | - | 1 | - |
| Ukraine | 16 | 16 | - | 5 | - | 11 | - | - | - |
| Turkey | 12 | 12 | - | 12 | - | - | - | - | - |
| Bangladesh | 8 | 8 | - | 8 | - | - | - | - | - |
| Sri Lanka | 7 | 7 | - | 7 | - | - | - | - | - |
| Russia | 6 | 6 | - | 6 | - | - | - | - | - |
| Albania | 4 | - | 4 | - | - | - | - | - | 4 |
| Azerbaijan | 3 | 3 | - | 3 | - | - | - | - | - |
| Iran | 3 | 3 | - | - | - | - | - | 3 | - |
| Uzbekistan | 3 | 3 | - | 3 | - | - | - | - | - |
| Afghanistan | 2 | 2 | - | 2 | - | - | - | - | - |
| Armenia | 2 | 2 | - | - | - | - | - | 2 | - |
| India | 2 | 2 | - | 2 | - | - | - | - | - |
| Pakistan | 2 | 2 | - | 2 | - | - | - | - | - |
| Somalia | 2 | 2 | - | 2 | - | - | - | - | - |
| DPR of Korea | 1 | - | 1 | - | 1 | - | - | - | - |
| Georgia | 1 | 1 | - | 1 | - | - | - | - | - |
| Morocco | 1 | 1 | - | - | - | - | - | 1 | - |
| Moldova | 1 | - | 1 | - | 1 | - | - | - | - |
| Serbia | 1 | 1 | - | - | - | - | - | 1 | - |
| TOTAL | 94 | 88 | 6 | 69 | 2 | 11 | 0 | 8 | 4 |

IBC in I. half of 2018 disaggregated by place and direction of crossing

| Nationality | IBC | | | Thereof: | | | | | |
|--------------|------------|------------|----------|--------------------------|----------|---------------------|----------|---------------------------------|----------|
| | | | | Land border between BCPs | | Land border at BCPs | | Airports (non-Schengen flights) | |
| | Total | Thereof: | | to SR | from SR | to SR | from SR | to SR | from SR |
| to SR | | from SR | | | | | | | |
| Viet Nam | 66 | 66 | - | 66 | - | - | - | - | - |
| Ukraine | 27 | 26 | 1 | 3 | - | 23 | - | - | 1 |
| Yemen | 19 | 19 | - | - | - | - | - | 19 | - |
| Turkey | 9 | 9 | - | 3 | - | 6 | - | - | - |
| Afghanistan | 4 | 4 | - | 4 | - | - | - | - | - |
| Azerbaijan | 3 | 3 | - | 3 | - | - | - | - | - |
| Russia | 3 | 3 | - | 2 | - | - | - | 1 | - |
| Belarus | 2 | 2 | - | 2 | - | - | - | - | - |
| Iraq | 2 | 2 | - | 2 | - | - | - | - | - |
| Pakistan | 2 | 2 | - | 2 | - | - | - | - | - |
| Albania | 1 | - | 1 | - | - | - | - | - | 1 |
| Kyrgyzstan | 1 | 1 | - | 1 | - | - | - | - | - |
| Moldova | 1 | 1 | - | 1 | - | - | - | - | - |
| Syria | 1 | 1 | - | 1 | - | - | - | - | - |
| TOTAL | 141 | 139 | 2 | 90 | 0 | 29 | 0 | 20 | 2 |

IBC in I. half of 2019 disaggregated by place and modus operandi of crossing

| | | Number of migrants | |
|--------------|---|---|-----------|
| LAND BORDER | between BCPs | on foot without own travel document | 54 |
| | | on foot with own travel document | 17 |
| | | Total | 71 |
| | at BCPs | counterfeit/forged travel document | 1 |
| | | counterfeit/forged visa, residence permit | - |
| | | person attempting to avoid border check | - |
| | | person on whom an alert has been issued in national registry for purposes of entry refusal | 1 |
| | | asylum applicant at the BCP entering the territory of the SR with own genuine travel document | 9 |
| | | counterfeit/forged travel document | - |
| | Total | 11 | |
| AIRPORTS | travel document of other person (impostor) / fraudulently obtained document | 1 | |
| | counterfeit/forged travel document | 7 | |
| | counterfeit/forged visa, residence permit | 4 | |
| | asylum applicant at the BCP entering the territory of the SR with own genuine travel document | - | |
| | avoiding border control | - | |
| | Total | 12 | |
| TOTAL | 94 | | |

IBC in I. half of 2018 disaggregated by place and modus operandi of crossing

| | | Number of migrants | |
|---|--------------|---|-----------|
| LAND BORDER | between BCPs | on foot without own travel document | 87 |
| | | on foot with own travel document | 3 |
| | | Total | 90 |
| | at BCPs | counterfeit/forged travel document | 9 |
| | | counterfeit/forged visa, residence permit | 4 |
| | | person attempting to avoid border check | - |
| | | person on whom an alert has been issued in national registry for purposes of entry refusal | 16 |
| | | asylum applicant at the BCP entering the territory of the SR with own genuine travel document | - |
| | | Total | 29 |
| | AIRPORTS | travel document of other person (impostor) / fraudulently obtained document | 1 |
| counterfeit/forged travel document | | 1 | |
| counterfeit/forged visa, residence permit | | 1 | |
| asylum applicant at the BCP entering the territory of the SR with own genuine travel document | | 19 | |
| avoiding border control | | - | |
| Total | | 22 | |
| TOTAL | 141 | | |

IBC at land border between BCPs in I. half of 2019 disaggregated by processing authority

| Nationality | Total | BCU PF | | | | | | | | | |
|--------------|-----------|----------|----------|----------|-----------|-----------|-----------|---------------|-------------------|----------------|------------------|
| | | Zboj | Topoľa | Ulič | Ubľa | Podhorod' | Petrovce | Vyšné Nemecké | Maťovské Vojkovce | Veľké Slemence | Čierna nad Tisou |
| Viet Nam | 16 | - | - | - | 8 | 8 | - | - | - | - | - |
| Turkey | 12 | - | - | 1 | - | - | 2 | 7 | - | 2 | - |
| Bangladesh | 8 | - | - | - | 8 | - | - | - | - | - | - |
| Sri Lanka | 7 | - | - | - | 7 | - | - | - | - | - | - |
| Russia | 6 | - | - | 1 | - | - | 5 | - | - | - | - |
| Ukraine | 5 | - | - | - | 2 | - | - | 1 | - | - | 2 |
| Azerbaijan | 3 | - | - | - | - | - | 2 | - | - | - | 1 |
| Uzbekistan | 3 | 3 | - | - | - | - | - | - | - | - | - |
| Afghanistan | 2 | - | - | - | - | - | - | 2 | - | - | - |
| India | 2 | - | - | - | - | - | - | - | - | - | 2 |
| Pakistan | 2 | - | - | - | - | - | - | 2 | - | - | - |
| Somalia | 2 | - | - | - | 2 | - | - | - | - | - | - |
| Georgia | 1 | - | - | - | - | - | 1 | - | - | - | - |
| DPR of Korea | 1 | - | - | - | - | - | - | 1 | - | - | - |
| Moldova | 1 | - | - | - | - | - | - | 1 | - | - | - |
| TOTAL | 71 | 3 | 0 | 2 | 27 | 8 | 10 | 14 | 0 | 2 | 5 |

IBC at land border between BCPs in I. half of 2018 disaggregated by processing authority

| Nationality | Total | BCU PF | | | | | | | | | |
|--------------|-----------|-----------|----------|----------|----------|-----------|-----------|---------------|-------------------|----------------|------------------|
| | | Zboj | Topoľa | Ulič | Ubľa | Podhorod' | Petrovce | Vyšné Nemecké | Maťovské Vojkovce | Veľké Slemence | Čierna nad Tisou |
| Viet Nam | 66 | 12 | - | 6 | - | 22 | 14 | - | 12 | - | - |
| Afghanistan | 4 | - | - | - | 4 | - | - | - | - | - | - |
| Azerbaijan | 3 | - | - | 1 | - | - | 2 | - | - | - | - |
| Turkey | 3 | - | - | - | - | - | - | 3 | - | - | - |
| Ukraine | 3 | - | - | 1 | 2 | - | - | - | - | - | - |
| Belarus | 2 | - | - | - | - | - | - | - | 2 | - | - |
| Iraq | 2 | - | - | - | - | - | - | - | 2 | - | - |
| Pakistan | 2 | - | - | - | - | - | - | - | 2 | - | - |
| Russia | 2 | - | - | - | 1 | - | 1 | - | - | - | - |
| Kyrgyzstan | 1 | - | - | - | 1 | - | - | - | - | - | - |
| Moldova | 1 | - | - | - | 1 | - | - | - | - | - | - |
| Syria | 1 | - | - | - | - | - | - | 1 | - | - | - |
| TOTAL | 90 | 12 | 0 | 8 | 9 | 22 | 17 | 4 | 18 | 0 | 0 |

IBC at BCPs in I. half of 2019 disaggregated by individual BCU PF

| Nationality | Total | NUCIM | BCU PF | | | | | | | | |
|--------------|-----------|----------|----------|---------------|-------------------|----------------|------------------|--------------------|----------------|----------------|----------------|
| | | | Uľfa | Vyšné Nemecké | Maťovské Vojkovce | Veľké Slemence | Čierna nad Tisou | Bratislava Airport | Poprad Airport | Košice Airport | small airports |
| Ukraine | 11 | 1 | 2 | 8 | - | - | - | - | - | - | - |
| Albania | 4 | - | - | - | - | - | - | 4 | - | - | - |
| Iran | 3 | - | - | - | - | - | - | - | - | 3 | - |
| Armenia | 2 | - | - | - | - | - | - | 2 | - | - | - |
| Morocco | 1 | - | - | - | - | - | - | - | - | 1 | - |
| Serbia | 1 | - | - | - | - | - | - | 1 | - | - | - |
| Viet Nam | 1 | - | - | - | - | - | - | 1 | - | - | - |
| TOTAL | 23 | 1 | 2 | 8 | 0 | 0 | 0 | 8 | 0 | 4 | 0 |

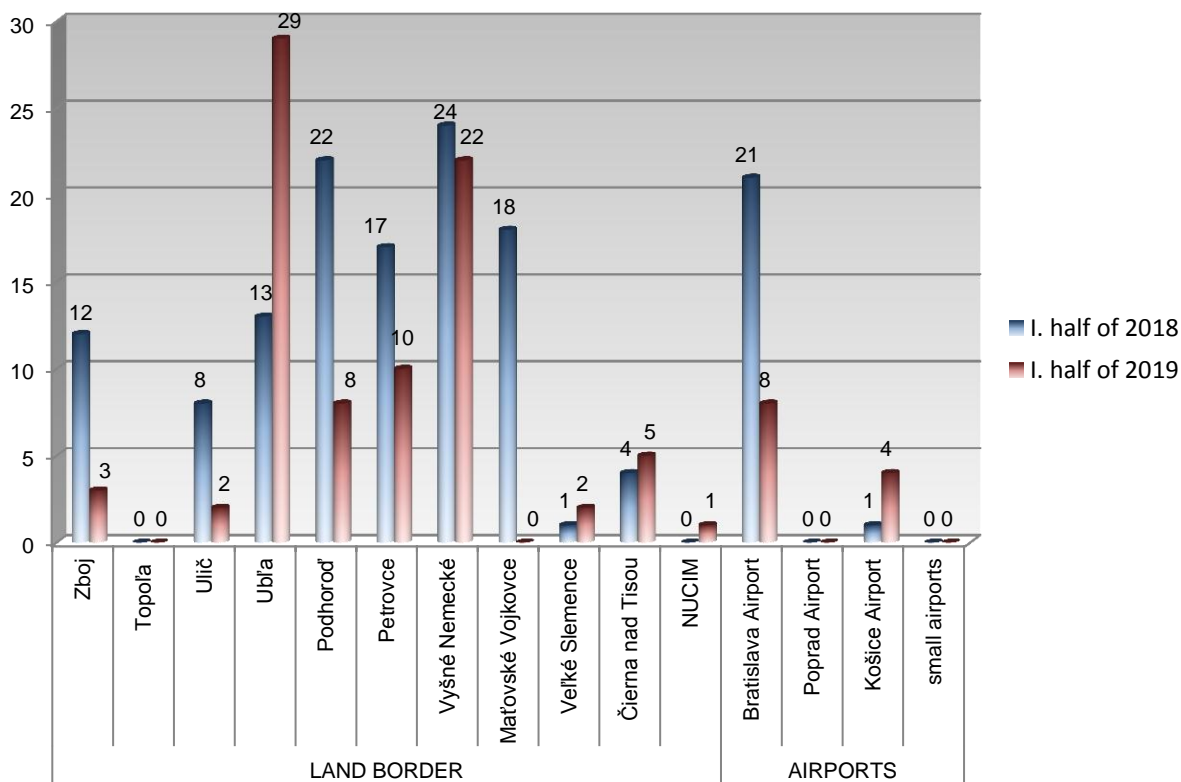
IBC at BCPs in I. half of 2018 disaggregated by individual BCU PF

| Nationality | Total | BCU PF | | | | | | | | | |
|--------------|-----------|----------|---------------|-------------------|----------------|------------------|--------------------|----------------|----------------|----------------|--|
| | | Uľfa | Vyšné Nemecké | Maťovské Vojkovce | Veľké Slemence | Čierna nad Tisou | Bratislava Airport | Poprad Airport | Košice Airport | small airports | |
| Ukraine | 24 | 4 | 18 | - | 1 | - | - | - | 1 | - | |
| Yemen | 19 | - | - | - | - | - | 19 | - | - | - | |
| Turkey | 6 | - | 2 | - | - | 4 | - | - | - | - | |
| Albania | 1 | - | - | - | - | - | 1 | - | - | - | |
| Russia | 1 | - | - | - | - | - | 1 | - | - | - | |
| TOTAL | 51 | 4 | 20 | 0 | 1 | 4 | 21 | 0 | 1 | 0 | |

Overview of IBC by processing of cases by individual units in I. half of: 2018 and 2019

| Units | I. half of 2018 | I. half of 2019 |
|---------------------------|-----------------|-----------------|
| BCU PF Zboj | 12 | 3 |
| BCU PF Topoľa | - | - |
| BCU PF Ulič | 8 | 2 |
| BCU PF Ubľa | 13 | 29 |
| BCU PF Podhorod' | 22 | 8 |
| BCU PF Petrovce | 17 | 10 |
| BCU PF Vyšné Nemecké | 24 | 22 |
| BCU PF Maťovské Vojkovce | 18 | - |
| BCU PF Veľké Slemence | 1 | 2 |
| BCU PF Čierna nad Tisou | 4 | 5 |
| NUCIM | - | 1 |
| BCU PF Bratislava Airport | 21 | 8 |
| BCU PF Poprad Airport | - | - |
| BCU PF Košice Airport | 1 | 4 |
| small airports | - | - |
| TOTAL | 141 | 94 |

Overview of IBC by processing of cases by individual units in I. half of: 2018 and 2019



IBC in I. half of 2019 disaggregated by nationality, sex and age

| Nationality | IBC total | Total | MALE | | | | Total | FEMALE | | | |
|--------------|-----------|-----------|----------|----------|-----------|-----------|-----------|----------|----------|----------|----------|
| | | | 0-13 | 14-17 | 18-34 | 35+ | | 0-13 | 14-17 | 18-34 | 35+ |
| Viet Nam | 17 | 15 | - | - | 12 | 3 | 2 | - | - | 1 | 1 |
| Ukraine | 16 | 14 | - | - | 10 | 4 | 2 | - | - | 1 | 1 |
| Turkey | 12 | 11 | - | - | 4 | 7 | 1 | - | - | 1 | - |
| Bangladesh | 8 | 8 | - | - | 5 | 3 | - | - | - | - | - |
| Sri Lanka | 7 | 7 | - | - | 6 | 1 | - | - | - | - | - |
| Russia | 6 | 3 | - | - | 1 | 2 | 3 | 2 | - | 1 | - |
| Albania | 4 | 4 | - | - | 4 | - | - | - | - | - | - |
| Azerbaijan | 3 | 3 | - | - | - | 3 | - | - | - | - | - |
| Iran | 3 | 3 | - | - | 2 | 1 | - | - | - | - | - |
| Uzbekistan | 3 | 3 | - | - | 2 | 1 | - | - | - | - | - |
| Afghanistan | 2 | 2 | - | - | 1 | 1 | - | - | - | - | - |
| Armenia | 2 | 1 | - | - | - | 1 | 1 | - | - | - | 1 |
| India | 2 | 2 | - | - | 2 | - | - | - | - | - | - |
| Pakistan | 2 | 2 | - | - | 2 | - | - | - | - | - | - |
| Somalia | 2 | 2 | - | - | 2 | - | - | - | - | - | - |
| Georgia | 1 | 1 | - | - | 1 | - | - | - | - | - | - |
| DPR of Korea | 1 | 1 | - | - | - | 1 | - | - | - | - | - |
| Morocco | 1 | - | - | - | - | - | 1 | - | - | 1 | - |
| Moldova | 1 | 1 | - | - | - | 1 | - | - | - | - | - |
| Serbia | 1 | 1 | - | - | - | 1 | - | - | - | - | - |
| TOTAL | 94 | 84 | 0 | 0 | 54 | 30 | 10 | 2 | 0 | 5 | 3 |

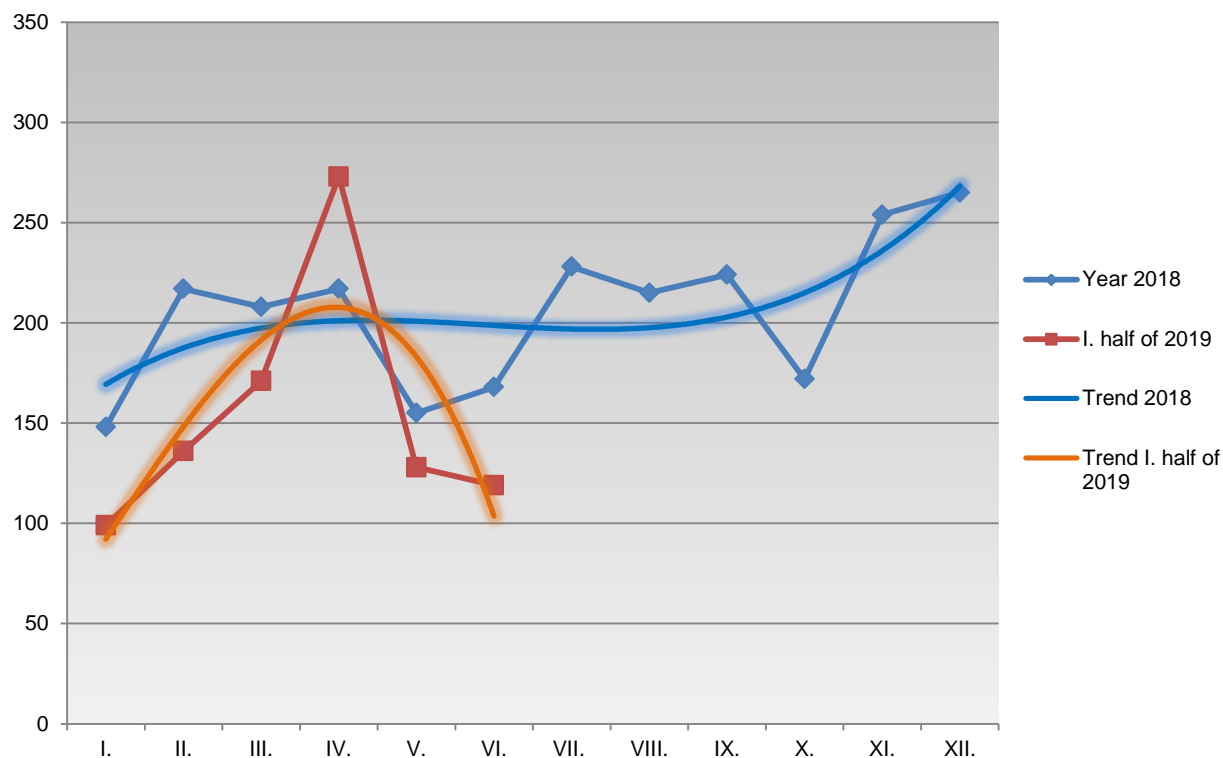
IBC in I. half of 2018 disaggregated by nationality, sex and age

| Nationality | IBC in total | Total | MALE | | | | Total | FEMALE | | | |
|--------------|--------------|------------|----------|----------|-----------|-----------|-----------|----------|----------|-----------|-----------|
| | | | 0-13 | 14-17 | 18-34 | 35+ | | 0-13 | 14-17 | 18-34 | 35+ |
| Viet Nam | 66 | 43 | - | - | 41 | 2 | 23 | - | - | 21 | 2 |
| Ukraine | 27 | 22 | - | - | 14 | 8 | 5 | - | - | - | 5 |
| Yemen | 19 | 10 | 3 | 2 | 2 | 3 | 9 | 4 | 1 | 1 | 3 |
| Turkey | 9 | 8 | - | - | 6 | 2 | 1 | - | - | 1 | - |
| Afghanistan | 4 | 4 | - | - | 4 | - | - | - | - | - | - |
| Azerbaijan | 3 | 3 | - | - | 2 | 1 | - | - | - | - | - |
| Russia | 3 | 3 | - | - | 1 | 2 | - | - | - | - | - |
| Belarus | 2 | 2 | - | 1 | 1 | - | - | - | - | - | - |
| Iraq | 2 | 2 | - | - | - | 2 | - | - | - | - | - |
| Pakistan | 2 | 2 | - | - | 2 | - | - | - | - | - | - |
| Albania | 1 | 1 | - | - | 1 | - | - | - | - | - | - |
| Kyrgyzstan | 1 | 1 | - | - | 1 | - | - | - | - | - | - |
| Moldova | 1 | 1 | - | - | - | 1 | - | - | - | - | - |
| Syria | 1 | 1 | - | - | 1 | - | - | - | - | - | - |
| TOTAL | 141 | 103 | 3 | 3 | 76 | 21 | 38 | 4 | 1 | 23 | 10 |

2.2 Illegal stay on the territory of the Slovak Republic

Overview of IS by individual months in: 2018 and 2019

| | Total | I. | II. | III. | IV. | V. | VI. | VII. | VIII. | IX. | X. | XI. | XII. |
|-------------|--------------|-----|-----|------|-----|-----|-----|------|-------|-----|-----|-----|------|
| 2018 | 2 471 | 148 | 217 | 208 | 217 | 155 | 168 | 228 | 215 | 224 | 172 | 254 | 265 |
| 2019 | 926 | 99 | 136 | 171 | 273 | 128 | 119 | - | - | - | - | - | - |



IS in I. half of 2019 disaggregated by nationality, place of detection and previous entry to the SR

| Nationality | IS total | Inland | | | at BCPs - departing from SR | | Returned from other MS |
|------------------------|------------|-------------|---------------|---------------|-----------------------------|-------------|------------------------|
| | | legal entry | illegal entry | unknown entry | at land border | at airports | |
| Ukraine | 617 | 131 | 6 | 4 | 472 | 3 | 1 |
| Serbia | 88 | 77 | 9 | 1 | - | - | 1 |
| Afghanistan | 49 | - | 38 | 1 | - | - | 10 |
| Iran | 30 | 3 | 3 | - | - | - | 24 |
| Moldova | 15 | 8 | 1 | - | 6 | - | - |
| North Macedonia | 12 | 11 | - | - | - | - | 1 |
| Yemen | 11 | - | - | - | - | - | 11 |
| Bangladesh | 10 | 1 | 6 | - | - | - | 3 |
| Russia | 10 | 3 | 1 | - | 2 | 1 | 3 |
| Albania | 8 | 3 | - | - | - | 4 | 1 |
| Armenia | 8 | - | - | - | - | - | 8 |
| Bosnia and Herzegovina | 7 | 5 | 1 | 1 | - | - | - |
| Iraq | 7 | - | 1 | - | - | - | 6 |
| Pakistan | 6 | - | 6 | - | - | - | - |
| Turkey | 5 | 3 | 1 | - | - | - | 1 |
| Georgia | 4 | 4 | - | - | - | - | - |
| India | 4 | - | 2 | - | - | - | 2 |
| Brazil | 3 | 3 | - | - | - | - | - |
| Israel | 3 | 1 | 1 | - | 1 | - | - |
| Viet Nam | 3 | 2 | - | - | - | - | 1 |
| Stateless | 2 | - | 1 | - | 1 | - | - |
| China (PRC) | 2 | 1 | - | - | - | - | 1 |
| Colombia | 2 | - | - | - | 2 | - | - |
| Korean Republic | 2 | 1 | 1 | - | - | - | - |
| Czech Republic | 1 | - | 1 | - | - | - | - |
| Philippines | 1 | - | - | - | - | 1 | - |
| Jordan | 1 | - | 1 | - | - | - | - |
| South Africa | 1 | 1 | - | - | - | - | - |
| Cameroon | 1 | 1 | - | - | - | - | - |
| Canada | 1 | 1 | - | - | - | - | - |
| Kazakhstan | 1 | 1 | - | - | - | - | - |
| Kenya | 1 | 1 | - | - | - | - | - |
| Mexico | 1 | 1 | - | - | - | - | - |
| Mongolia | 1 | - | - | - | - | - | 1 |
| Unknown | 1 | - | 1 | - | - | - | - |
| Nigeria | 1 | - | 1 | - | - | - | - |
| Poland | 1 | 1 | - | - | - | - | - |
| Romania | 1 | 1 | - | - | - | - | - |
| United States, USA | 1 | 1 | - | - | - | - | - |
| Thailand | 1 | 1 | - | - | - | - | - |
| Tunisia | 1 | 1 | - | - | - | - | - |
| Turkmenistan | 1 | 1 | - | - | - | - | - |
| TOTAL | 926 | 269 | 82 | 7 | 484 | 9 | 75 |

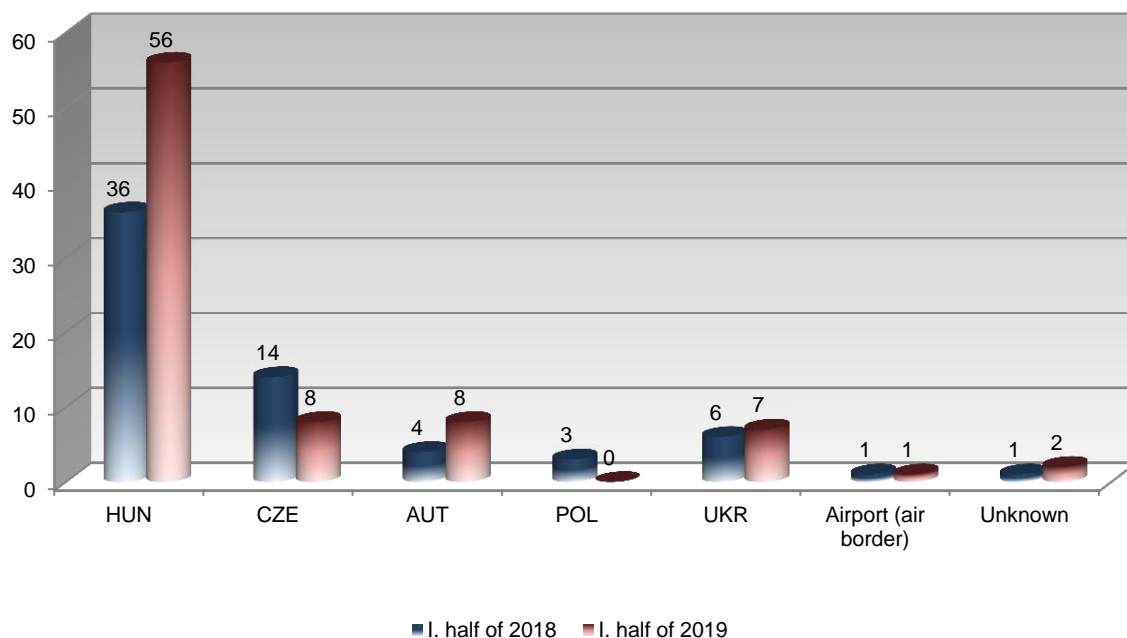
IS in I. half of 2018 disaggregated by nationality, place of detection and previous entry to the SR

| Nationality | IS in total | Inland | | | at BCPs - departing from the SR | | Returned from other MS |
|------------------------|--------------|-------------|---------------|---------------|---------------------------------|-------------|------------------------|
| | | legal entry | illegal entry | unknown entry | at land border | at airports | |
| Ukraine | 813 | 199 | 21 | - | 592 | 1 | - |
| Serbia | 104 | 99 | 3 | - | - | 2 | - |
| Moldova | 45 | 38 | - | - | 7 | - | - |
| Viet Nam | 19 | 6 | 13 | - | - | - | - |
| Afghanistan | 17 | 1 | 10 | - | - | - | 6 |
| Russia | 12 | 8 | - | - | 2 | - | 2 |
| Azerbaijan | 11 | - | - | - | - | - | 11 |
| Pakistan | 11 | - | 8 | - | - | - | 3 |
| Macedonia (FYROM) | 9 | 8 | 1 | - | - | - | - |
| Bosnia and Herzegovina | 7 | 7 | - | - | - | - | - |
| Syria | 6 | - | - | - | - | - | 6 |
| Turkey | 6 | 5 | - | - | - | - | 1 |
| China (PRC) | 5 | 1 | 1 | - | - | - | 3 |
| Georgia | 5 | 1 | - | - | - | - | 4 |
| Iran | 4 | 2 | 2 | - | - | - | - |
| Hungary | 4 | 4 | - | - | - | - | - |
| Iraq | 3 | - | 1 | - | - | - | 2 |
| Palestine | 3 | 2 | 1 | - | - | - | - |
| Montenegro | 2 | 2 | - | - | - | - | - |
| Canada | 2 | 2 | - | - | - | - | - |
| Korean Republic | 2 | 2 | - | - | - | - | - |
| Tunisia | 2 | 2 | - | - | - | - | - |
| Albania | 1 | 1 | - | - | - | - | - |
| Algeria | 1 | - | - | - | - | 1 | - |
| Benin | 1 | 1 | - | - | - | - | - |
| Belarus | 1 | 1 | - | - | - | - | - |
| Czech Republic | 1 | 1 | - | - | - | - | - |
| Egypt | 1 | 1 | - | - | - | - | - |
| Guinea | 1 | - | 1 | - | - | - | - |
| India | 1 | - | 1 | - | - | - | - |
| Israel | 1 | - | 1 | - | - | - | - |
| South Africa | 1 | 1 | - | - | - | - | - |
| Cameroon | 1 | 1 | - | - | - | - | - |
| Colombia | 1 | 1 | - | - | - | - | - |
| Kuwait | 1 | 1 | - | - | - | - | - |
| Lebanon | 1 | 1 | - | - | - | - | - |
| Latvia | 1 | 1 | - | - | - | - | - |
| Mexico | 1 | 1 | - | - | - | - | - |
| Nigeria | 1 | - | 1 | - | - | - | - |
| Romania | 1 | 1 | - | - | - | - | - |
| United States, USA | 1 | 1 | - | - | - | - | - |
| Tajikistan | 1 | - | - | - | 1 | - | - |
| Thailand | 1 | 1 | - | - | - | - | - |
| TOTAL | 1 113 | 404 | 65 | 0 | 602 | 4 | 38 |

IS detected inland after illegal entry to the SR in I. half of 2018 and 2019 by border sections illegally crossed by migrants

| Border section | I. half of 2018 | I. half of 2019 |
|----------------------|-----------------|-----------------|
| Hungary | 36 | 56 |
| Czech Republic | 14 | 8 |
| Austria | 4 | 8 |
| Poland | 3 | - |
| Ukraine | 6 | 7 |
| Airport (air border) | 1 | 1 |
| Unknown | 1 | 2 |
| TOTAL | 65 | 82 |

IS detected inland after entry to the SR in I. half of 2018 and 2019 by border sections illegally crossed by migrants



IS detected inland after illegal entry to the SR in I. half of 2019 disaggregated by border sections illegally crossed by migrants

| Nationality | Total | Border section | | | | | | |
|------------------------|-----------|----------------|----------|----------|----------|----------|----------------------|----------|
| | | HUN | CZE | AUT | POL | UKR | Airport (air border) | Unknown |
| Afghanistan | 38 | 37 | - | - | - | 1 | - | - |
| Serbia | 9 | 7 | 1 | 1 | - | - | - | - |
| Bangladesh | 6 | - | - | - | - | 6 | - | - |
| Pakistan | 6 | 3 | 1 | 1 | - | - | - | 1 |
| Ukraine | 6 | 2 | 2 | 2 | - | - | - | - |
| Iran | 3 | 3 | - | - | - | - | - | - |
| India | 2 | 1 | - | 1 | - | - | - | - |
| Stateless | 1 | - | - | - | - | - | - | 1 |
| Bosnia and Herzegovina | 1 | 1 | - | - | - | - | - | - |
| Czech Republic | 1 | - | 1 | - | - | - | - | - |
| Iraq | 1 | - | 1 | - | - | - | - | - |
| Israel | 1 | 1 | - | - | - | - | - | - |
| Jordan | 1 | - | - | 1 | - | - | - | - |
| Korean Republic | 1 | - | - | - | - | - | 1 | - |
| Moldova | 1 | 1 | - | - | - | - | - | - |
| Nigeria | 1 | - | 1 | - | - | - | - | - |
| Russia | 1 | - | 1 | - | - | - | - | - |
| Turkey | 1 | - | - | 1 | - | - | - | - |
| Unknown | 1 | - | - | 1 | - | - | - | - |
| TOTAL | 82 | 56 | 8 | 8 | 0 | 7 | 1 | 2 |

IS detected inland after illegal entry to the SR in I. half of 2018 disaggregated by border sections illegally crossed by migrants

| Nationality | Total | Border section | | | | | | |
|-------------------|-----------|----------------|-----------|----------|----------|----------|----------------------|----------|
| | | HUN | CZE | AUT | POL | UKR | Airport (air border) | Unknown |
| Ukraine | 21 | 4 | 9 | - | 3 | 4 | - | 1 |
| Viet Nam | 13 | 12 | 1 | - | - | - | - | - |
| Afghanistan | 10 | 10 | - | - | - | - | - | - |
| Pakistan | 8 | 6 | - | 2 | - | - | - | - |
| Serbia | 3 | 2 | - | - | - | - | 1 | - |
| Iran | 2 | - | 1 | 1 | - | - | - | - |
| China (PRC) | 1 | - | 1 | - | - | - | - | - |
| Guinea | 1 | - | 1 | - | - | - | - | - |
| India | 1 | 1 | - | - | - | - | - | - |
| Iraq | 1 | - | - | - | - | 1 | - | - |
| Israel | 1 | 1 | - | - | - | - | - | - |
| Macedonia (FYROM) | 1 | - | 1 | - | - | - | - | - |
| Nigeria | 1 | - | - | 1 | - | - | - | - |
| Palestine | 1 | - | - | - | - | 1 | - | - |
| TOTAL | 65 | 36 | 14 | 4 | 3 | 6 | 1 | 1 |

IS in I. half of 2019 disaggregated by detection and procession of cases by individual DBFP and other authorities

| Units | | DETECTED | PROCESSED |
|-----------------------------|-----------------------------------|------------|------------|
| DBFP Bratislava | FPU PF Bratislava | 64 | 94 |
| | FPU PF Dunajská Streda | 14 | 14 |
| | FPU PF Nitra | 49 | 50 |
| | FPU PF Nové Zámky | 10 | 25 |
| | FPU PF Trnava | 23 | 26 |
| | BCU PF Bratislava Airport | 9 | 9 |
| | MU PF DBFP Bratislava | 18 | 33 |
| | Total | 187 | 251 |
| DBFP Banská Bystrica | FPU PF Banská Bystrica | 5 | 10 |
| | FPU PF Rimavská Sobota | - | - |
| | FPU PF Trenčín | 1 | 1 |
| | FPU PF Žilina | 15 | 17 |
| | MU PF DBFP Banská Bystrica | 7 | 41 |
| | Total | 28 | 69 |
| DBFP Prešov | FPU PF Košice | 23 | 24 |
| | FPU PF Michalovce | 9 | 29 |
| | FPU PF Prešov | 4 | 4 |
| | BCU PF Košice Airport | 1 | 28 |
| | BCU PF Poprad Airport | - | - |
| | MU PF DBFP Prešov | 7 | 25 |
| | Total | 44 | 110 |
| DBFP Sobrance | AU PF Humenné | 3 | 3 |
| | BCU PF Zboj | - | - |
| | BCU PF Topoľa | 6 | 6 |
| | BCU PF Ulič | - | - |
| | BCU PF Ubľa | 165 | 165 |
| | BCU PF Podhorod' | - | - |
| | BCU PF Petrovce | 1 | 1 |
| | BCU PF Vyšné Nemecké | 297 | 298 |
| | BCU PF Maťovské Vojkovce | - | - |
| | BCU PF Veľké Slemence | 13 | 13 |
| | BCU PF Čierna nad Tisou | 10 | 10 |
| | MIU PF DBFP Sobrance | 1 | - |
| | Total | 496 | 496 |
| Other authority | Customs Criminal Bureau | 27 | - |
| | Uniformed Police | 55 | - |
| | Railway Police | 8 | - |
| | Traffic Police | 2 | - |
| | NUCIM | 4 | - |
| | Authority of other country | 30 | - |
| | Authority of neighbouring country | 45 | - |
| | Total | 171 | 0 |
| TOTAL | 926 | 926 | |

IS in I. half of 2018 disaggregated by detection and procession of cases by individual DBFP and other authorities

| Units | | DETECTED | PROCESSED |
|-----------------------------|-----------------------------------|--------------|------------|
| DBFP Bratislava | FPU PF Bratislava | 99 | 123 |
| | FPU PF Dunajská Streda | 6 | 8 |
| | FPU PF Nitra | 54 | 54 |
| | FPU PF Nové Zámky | 4 | 26 |
| | FPU PF Trnava | 25 | 26 |
| | BCU PF Bratislava Airport | 4 | 4 |
| | MU PF DBFP Bratislava | 5 | 7 |
| | Total | 197 | 248 |
| DBFP Banská Bystrica | FPU PF Banská Bystrica | 21 | 25 |
| | FPU PF Rimavská Sobota | 1 | 4 |
| | FPU PF Trenčín | 20 | 22 |
| | FPU PF Žilina | 24 | 32 |
| | MU PF DBFP Banská Bystrica | 8 | - |
| | Total | 74 | 83 |
| DBFP Prešov | FPU PF Košice | 69 | 73 |
| | FPU PF Michalovce | 8 | 56 |
| | FPU PF Prešov | 16 | 23 |
| | BCU PF Košice Airport | - | 19 |
| | BCU PF Poprad Airport | - | - |
| | AU PF Humenné | 3 | 3 |
| | MU PF DBFP Prešov | - | - |
| | Total | 96 | 174 |
| DBFP Sobrance | BCU PF Zboj | - | - |
| | BCU PF Topoľa | 2 | - |
| | BCU PF Ulič | - | - |
| | BCU PF Ubľa | 158 | 158 |
| | BCU PF Podhorod' | - | - |
| | BCU PF Petrovce | - | - |
| | BCU PF Vyšné Nemecké | 437 | 438 |
| | BCU PF Maťovské Vojkovce | - | - |
| | BCU PF Veľké Slemence | 6 | 6 |
| | BCU PF Čierna nad Tisou | 7 | 6 |
| | MIU PF DBFP Sobrance | 1 | - |
| Total | 611 | 608 | |
| Other authority | Customs Criminal Bureau | 65 | - |
| | Criminal Police | 1 | - |
| | Uniformed Police | 22 | - |
| | Railway Police | 4 | - |
| | Traffic Police | 1 | - |
| | NUCIM | 4 | - |
| | Authority of other country | 19 | - |
| | Authority of neighbouring country | 19 | - |
| | Total | 135 | 0 |
| TOTAL | 1 113 | 1 113 | |

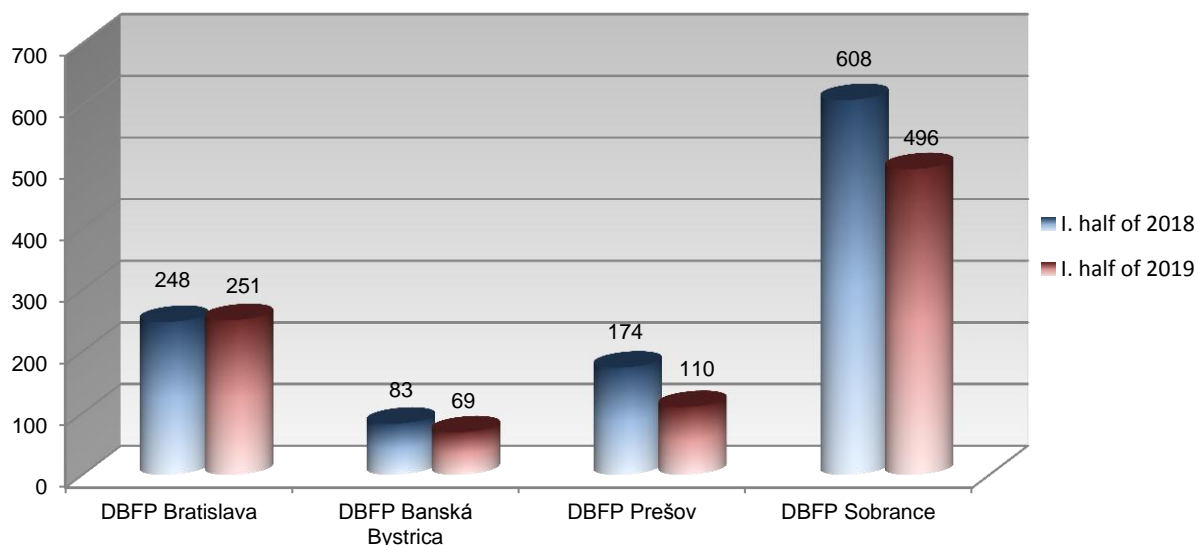
Note:

„Authority of detection“ means unit that performed primordial check of foreigner on the territory of SR, detected violation of the law and handed the case over to competent unit of BBFP for further procession.

IS in I. half of 2018 and 2019 by processing of cases by individual DBFPs

| | I. half of 2018 | I. half of 2019 |
|----------------------|-----------------|-----------------|
| DBFP Bratislava | 248 | 251 |
| DBFP Banská Bystrica | 83 | 69 |
| DBFP Prešov | 174 | 110 |
| DBFP Sobrance | 608 | 496 |
| TOTAL | 1 113 | 926 |

IS in I. half of 2018 and 2019 by processing of cases by individual DBFPs



Overview of IS in I. half of 2019 by processing of cases by individual DBAPs disaggregated by place of detection and previous entry to the SR

| DBFP | IS total | Inland | | | at BCPs - departing from SR | | Returned from other MS |
|------------------|------------|-------------|---------------|---------------|-----------------------------|-------------|------------------------|
| | | legal entry | illegal entry | unknown entry | at land border | at airports | |
| DBFP Bratislava | 251 | 183 | 42 | 3 | - | 9 | 14 |
| DBFP B. Bystrica | 69 | 25 | 13 | - | - | - | 31 |
| DBFP Prešov | 110 | 59 | 17 | 4 | - | - | 30 |
| DBFP Sobrance | 496 | 2 | 10 | - | 484 | - | - |
| TOTAL | 926 | 269 | 82 | 7 | 484 | 9 | 75 |

Overview of IS in I. half of 2018 by processing of cases by individual DBAPs disaggregated by place of detection and previous entry to the SR

| DBFP | IS in total | Inland | | | at BCPs - departing from the SR | | Returned from other MS |
|------------------|--------------|-------------|---------------|---------------|---------------------------------|-------------|------------------------|
| | | legal entry | illegal entry | unknown entry | at land border | at airports | |
| DBFP Bratislava | 248 | 198 | 38 | - | - | 4 | 8 |
| DBFP B. Bystrica | 83 | 64 | 15 | - | - | - | 4 |
| DBFP Prešov | 174 | 138 | 10 | - | - | - | 26 |
| DBFP Sobrance | 608 | 4 | 2 | - | 602 | - | - |
| TOTAL | 1 113 | 404 | 65 | 0 | 602 | 4 | 38 |

Overview of third country nationals who entered legally the territory of Schengen area and stayed illegally in SR (overstayers) in I. half of 2019

| Nationality | Overstayers | | |
|------------------------|-------------|------------|-----------------------------|
| | Total | Inland | at BCPs - departing from SR |
| Ukraine | 610 | 136 | 474 |
| Serbia | 80 | 80 | - |
| Moldova | 15 | 9 | 6 |
| North Macedonia | 11 | 11 | - |
| Russia | 7 | 4 | 3 |
| Bosnia and Herzegovina | 5 | 5 | - |
| Georgia | 4 | 4 | - |
| Turkey | 4 | 4 | - |
| Albania | 3 | 3 | - |
| Brazil | 3 | 3 | - |
| Iran | 3 | 3 | - |
| Israel | 3 | 2 | 1 |
| Colombia | 2 | - | 2 |
| Korean Republic | 2 | 2 | - |
| Viet Nam | 2 | 2 | - |
| Bangladesh | 1 | 1 | - |
| Stateless | 1 | - | 1 |
| China (PRC) | 1 | 1 | - |
| Philippines | 1 | - | 1 |
| India | 1 | 1 | - |
| Jordan | 1 | 1 | - |
| South Africa | 1 | 1 | - |
| Cameroon | 1 | 1 | - |
| Canada | 1 | 1 | - |
| Kazakhstan | 1 | 1 | - |
| Kenya | 1 | 1 | - |
| Mexico | 1 | 1 | - |
| United States, USA | 1 | 1 | - |
| Thailand | 1 | 1 | - |
| Tunisia | 1 | 1 | - |
| Turkmenistan | 1 | 1 | - |
| TOTAL | 770 | 282 | 488 |

Overview of third country nationals who entered legally the territory of Schengen area and stayed illegally in SR (overstayers) in I. half of 2018

| Nationality | Overstayers | | |
|------------------------|--------------|------------|---------------------------------|
| | Total | Inland | at BCPs - departing from the SR |
| Ukraine | 799 | 212 | 587 |
| Serbia | 101 | 99 | 2 |
| Moldova | 45 | 38 | 7 |
| Russia | 10 | 8 | 2 |
| Macedonia (FYROM) | 9 | 9 | - |
| Bosnia and Herzegovina | 7 | 7 | - |
| Viet Nam | 6 | 6 | - |
| Turkey | 5 | 5 | - |
| Iran | 3 | 3 | - |
| China (PRC) | 2 | 2 | - |
| Montenegro | 2 | 2 | - |
| Canada | 2 | 2 | - |
| Korean Republic | 2 | 2 | - |
| Palestine | 2 | 2 | - |
| Tunisia | 2 | 2 | - |
| Afghanistan | 1 | 1 | - |
| Albania | 1 | 1 | - |
| Benin | 1 | 1 | - |
| Belarus | 1 | 1 | - |
| Egypt | 1 | 1 | - |
| Georgia | 1 | 1 | - |
| Guinea | 1 | 1 | - |
| Israel | 1 | 1 | - |
| South Africa | 1 | 1 | - |
| Cameroon | 1 | 1 | - |
| Colombia | 1 | 1 | - |
| Kuwait | 1 | 1 | - |
| Lebanon | 1 | 1 | - |
| Mexico | 1 | 1 | - |
| United States, USA | 1 | 1 | - |
| Tajikistan | 1 | - | 1 |
| Thailand | 1 | 1 | - |
| TOTAL | 1 014 | 415 | 599 |

IS by nationality, sex and age in I. half of 2019

| Nationality | IS total | Total | MALE | | | | Total | FEMALE | | | |
|------------------------|------------|------------|-----------|-----------|------------|------------|------------|----------|----------|-----------|------------|
| | | | 0-13 | 14-17 | 18-34 | 35+ | | 0-13 | 14-17 | 18-34 | 35+ |
| Ukraine | 617 | 468 | 1 | - | 259 | 208 | 149 | 3 | 1 | 54 | 91 |
| Serbia | 88 | 68 | - | - | 33 | 35 | 20 | - | - | 5 | 15 |
| Afghanistan | 49 | 49 | 1 | 18 | 29 | 1 | - | - | - | - | - |
| Iran | 30 | 20 | 2 | - | 12 | 6 | 10 | 2 | - | 4 | 4 |
| Moldova | 15 | 13 | - | - | 7 | 6 | 2 | - | - | 2 | - |
| North Macedonia | 12 | 10 | - | - | 4 | 6 | 2 | - | - | 1 | 1 |
| Yemen | 11 | 5 | - | 2 | - | 3 | 6 | 2 | 2 | 1 | 1 |
| Bangladesh | 10 | 9 | - | 3 | 5 | 1 | 1 | - | - | 1 | - |
| Russia | 10 | 5 | - | 1 | 1 | 3 | 5 | - | - | 3 | 2 |
| Albania | 8 | 7 | 3 | - | 3 | 1 | 1 | - | - | 1 | - |
| Armenia | 8 | 6 | 1 | 1 | 2 | 2 | 2 | - | - | 1 | 1 |
| Bosnia and Herzegovina | 7 | 6 | - | - | 4 | 2 | 1 | - | - | 1 | - |
| Iraq | 7 | 5 | 2 | - | 3 | - | 2 | 1 | - | 1 | - |
| Pakistan | 6 | 6 | - | - | 4 | 2 | - | - | - | - | - |
| Turkey | 5 | 4 | - | - | - | 4 | 1 | - | - | 1 | - |
| Georgia | 4 | 3 | - | - | - | 3 | 1 | - | - | - | 1 |
| India | 4 | 4 | - | - | 3 | 1 | - | - | - | - | - |
| Brazil | 3 | 2 | 1 | - | 1 | - | 1 | - | - | 1 | - |
| Israel | 3 | 3 | - | - | 1 | 2 | - | - | - | - | - |
| Viet Nam | 3 | 2 | 1 | - | 1 | - | 1 | - | - | - | 1 |
| China (PRC) | 2 | 1 | - | - | 1 | - | 1 | - | - | - | 1 |
| Colombia | 2 | 2 | - | - | 2 | - | - | - | - | - | - |
| Korean Republic | 2 | 1 | - | - | - | 1 | 1 | - | - | - | 1 |
| Stateless | 2 | 2 | - | - | - | 2 | - | - | - | - | - |
| Czech Republic | 1 | 1 | - | - | - | 1 | - | - | - | - | - |
| Philippines | 1 | - | - | - | - | - | 1 | - | - | - | 1 |
| Jordan | 1 | 1 | - | - | - | 1 | - | - | - | - | - |
| South Africa | 1 | 1 | - | - | 1 | - | - | - | - | - | - |
| Cameroon | 1 | 1 | - | - | 1 | - | - | - | - | - | - |
| Canada | 1 | 1 | - | - | 1 | - | - | - | - | - | - |
| Kazakhstan | 1 | 1 | - | - | - | 1 | - | - | - | - | - |
| Kenya | 1 | 1 | - | - | 1 | - | - | - | - | - | - |
| Mexico | 1 | 1 | - | - | 1 | - | - | - | - | - | - |
| Mongolia | 1 | 1 | - | - | 1 | - | - | - | - | - | - |
| Unknown | 1 | 1 | - | - | 1 | - | - | - | - | - | - |
| Nigeria | 1 | 1 | - | - | 1 | - | - | - | - | - | - |
| Poland | 1 | - | - | - | - | - | 1 | - | - | - | 1 |
| Romania | 1 | 1 | - | - | 1 | - | - | - | - | - | - |
| United States, USA | 1 | 1 | - | - | - | 1 | - | - | - | - | - |
| Thailand | 1 | - | - | - | - | - | 1 | - | - | - | 1 |
| Tunisia | 1 | 1 | - | - | - | 1 | - | - | - | - | - |
| Turkmenistan | 1 | 1 | - | - | 1 | - | - | - | - | - | - |
| TOTAL | 926 | 716 | 12 | 25 | 385 | 294 | 210 | 8 | 3 | 77 | 122 |

IS by nationality, sex and age in I. half of 2018

| Nationality | IS in total | Total | MALE | | | | Total | FEMALE | | | |
|------------------------|--------------|------------|----------|----------|------------|------------|------------|-----------|----------|------------|------------|
| | | | 0-13 | 14-17 | 18-34 | 35+ | | 0-13 | 14-17 | 18-34 | 35+ |
| Ukraine | 813 | 607 | 1 | - | 313 | 293 | 206 | 1 | - | 90 | 115 |
| Serbia | 104 | 78 | - | - | 43 | 35 | 26 | 2 | - | 10 | 14 |
| Moldova | 45 | 45 | - | - | 21 | 24 | - | - | - | - | - |
| Viet Nam | 19 | 16 | - | 2 | 12 | 2 | 3 | - | - | 2 | 1 |
| Afghanistan | 17 | 9 | 2 | 3 | 3 | 1 | 8 | 6 | - | 2 | - |
| Russia | 12 | 5 | - | - | 1 | 4 | 7 | - | - | 5 | 2 |
| Azerbaijan | 11 | 7 | 3 | 1 | - | 3 | 4 | - | 1 | 2 | 1 |
| Pakistan | 11 | 11 | 1 | 3 | 6 | 1 | - | - | - | - | - |
| Macedonia (FYROM) | 9 | 6 | - | - | 4 | 2 | 3 | - | - | - | 3 |
| Bosnia and Herzegovina | 7 | 6 | - | - | 2 | 4 | 1 | - | - | - | 1 |
| Syria | 6 | 3 | 2 | - | - | 1 | 3 | 2 | 1 | - | - |
| Turkey | 6 | 6 | - | - | 4 | 2 | - | - | - | - | - |
| China (PRC) | 5 | 2 | - | - | 1 | 1 | 3 | - | - | 2 | 1 |
| Georgia | 5 | 4 | - | - | 2 | 2 | 1 | - | - | 1 | - |
| Iran | 4 | 3 | - | - | 2 | 1 | 1 | - | - | 1 | - |
| Hungary | 4 | 4 | - | - | 2 | 2 | - | - | - | - | - |
| Iraq | 3 | 2 | - | - | 2 | - | 1 | - | - | - | 1 |
| Palestine | 3 | 3 | - | - | 3 | - | - | - | - | - | - |
| Montenegro | 2 | 1 | - | - | 1 | - | 1 | - | - | 1 | - |
| Canada | 2 | 1 | - | - | 1 | - | 1 | - | - | 1 | - |
| Korean Republic | 2 | 1 | - | - | - | 1 | 1 | - | - | - | 1 |
| Tunisia | 2 | 2 | - | - | 1 | 1 | - | - | - | - | - |
| Albania | 1 | 1 | - | - | 1 | - | - | - | - | - | - |
| Algeria | 1 | 1 | - | - | - | 1 | - | - | - | - | - |
| Benin | 1 | 1 | - | - | 1 | - | - | - | - | - | - |
| Belarus | 1 | - | - | - | - | - | 1 | - | - | 1 | - |
| Czech Republic | 1 | 1 | - | - | - | 1 | - | - | - | - | - |
| Egypt | 1 | 1 | - | - | 1 | - | - | - | - | - | - |
| Guinea | 1 | 1 | - | - | 1 | - | - | - | - | - | - |
| India | 1 | 1 | - | - | 1 | - | - | - | - | - | - |
| Israel | 1 | 1 | - | - | - | 1 | - | - | - | - | - |
| South Africa | 1 | 1 | - | - | 1 | - | - | - | - | - | - |
| Cameroon | 1 | 1 | - | - | 1 | - | - | - | - | - | - |
| Colombia | 1 | - | - | - | - | - | 1 | - | - | 1 | - |
| Kuwait | 1 | 1 | - | - | - | 1 | - | - | - | - | - |
| Lebanon | 1 | 1 | - | - | 1 | - | - | - | - | - | - |
| Latvia | 1 | 1 | - | - | - | 1 | - | - | - | - | - |
| Mexico | 1 | - | - | - | - | - | 1 | - | - | 1 | - |
| Nigeria | 1 | 1 | - | - | - | 1 | - | - | - | - | - |
| Romania | 1 | 1 | - | - | 1 | - | - | - | - | - | - |
| United States, USA | 1 | 1 | - | - | 1 | - | - | - | - | - | - |
| Tajikistan | 1 | 1 | - | - | 1 | - | - | - | - | - | - |
| Thailand | 1 | - | - | - | - | - | 1 | - | - | - | 1 |
| TOTAL | 1 113 | 839 | 9 | 9 | 435 | 386 | 274 | 11 | 2 | 120 | 141 |

IS by processing of cases by individual DBFPs in I. half of 2019

| Nationality | Total | Thereof: | | | |
|------------------------|------------|-----------------|------------------|-------------|---------------|
| | | DBFP Bratislava | DBFP B. Bystrica | DBFP Prešov | DBFP Sobrance |
| Ukraine | 617 | 80 | 11 | 50 | 476 |
| Serbia | 88 | 76 | 9 | 3 | - |
| Afghanistan | 49 | 23 | 16 | 10 | - |
| Iran | 30 | 15 | 1 | 14 | - |
| Moldova | 15 | 7 | - | 1 | 7 |
| North Macedonia | 12 | 10 | 1 | 1 | - |
| Yemen | 11 | - | 11 | - | - |
| Bangladesh | 10 | 1 | 2 | 1 | 6 |
| Russia | 10 | 3 | - | 5 | 2 |
| Albania | 8 | 6 | 1 | 1 | - |
| Armenia | 8 | - | - | 8 | - |
| Bosnia and Herzegovina | 7 | 7 | - | - | - |
| Iraq | 7 | - | 6 | 1 | - |
| Pakistan | 6 | 1 | 1 | 4 | - |
| Turkey | 5 | 2 | 2 | 1 | - |
| Georgia | 4 | 2 | 2 | - | - |
| India | 4 | 1 | 1 | 2 | - |
| Brazil | 3 | 3 | - | - | - |
| Israel | 3 | 1 | - | 1 | 1 |
| Viet Nam | 3 | 1 | 1 | 1 | - |
| China (PRC) | 2 | 1 | - | 1 | - |
| Colombia | 2 | - | - | - | 2 |
| Korean Republic | 2 | - | 2 | - | - |
| Stateless | 2 | 1 | - | - | 1 |
| Czech Republic | 1 | - | - | 1 | - |
| Philippines | 1 | 1 | - | - | - |
| Jordan | 1 | 1 | - | - | - |
| South Africa | 1 | - | 1 | - | - |
| Cameroon | 1 | 1 | - | - | - |
| Canada | 1 | 1 | - | - | - |
| Kazakhstan | 1 | 1 | - | - | - |
| Kenya | 1 | 1 | - | - | - |
| Mexico | 1 | 1 | - | - | - |
| Mongolia | 1 | - | - | 1 | - |
| Unknown | 1 | - | - | - | 1 |
| Nigeria | 1 | 1 | - | - | - |
| Poland | 1 | - | - | 1 | - |
| Romania | 1 | - | - | 1 | - |
| United States, USA | 1 | 1 | - | - | - |
| Thailand | 1 | 1 | - | - | - |
| Tunisia | 1 | - | - | 1 | - |
| Turkmenistan | 1 | - | 1 | - | - |
| TOTAL | 926 | 251 | 69 | 110 | 496 |

IS by processing of cases by individual DBFPs in I. half of 2018

| Nationality | Total | Thereof: | | | |
|------------------------|--------------|-----------------|------------------|-------------|---------------|
| | | DBFP Bratislava | DBFP B. Bystrica | DBFP Prešov | DBFP Sobrance |
| Ukraine | 813 | 100 | 29 | 88 | 596 |
| Serbia | 104 | 78 | 24 | 2 | - |
| Moldova | 45 | - | - | 38 | 7 |
| Viet Nam | 19 | 17 | - | 2 | - |
| Afghanistan | 17 | 14 | 3 | - | - |
| Russia | 12 | 1 | 4 | 5 | 2 |
| Azerbaijan | 11 | - | - | 11 | - |
| Pakistan | 11 | - | 9 | 2 | - |
| Macedonia (FYROM) | 9 | 5 | 3 | 1 | - |
| Bosnia and Herzegovina | 7 | 4 | 3 | - | - |
| Syria | 6 | - | - | 6 | - |
| Turkey | 6 | 4 | 1 | 1 | - |
| China (PRC) | 5 | 3 | 1 | 1 | - |
| Georgia | 5 | 1 | - | 4 | - |
| Iran | 4 | 1 | - | 2 | 1 |
| Hungary | 4 | - | - | 4 | - |
| Iraq | 3 | - | 1 | 2 | - |
| Palestine | 3 | 2 | - | 1 | - |
| Montenegro | 2 | 2 | - | - | - |
| Canada | 2 | 1 | 1 | - | - |
| Korean Republic | 2 | 1 | 1 | - | - |
| Tunisia | 2 | 2 | - | - | - |
| Albania | 1 | 1 | - | - | - |
| Algeria | 1 | 1 | - | - | - |
| Benin | 1 | 1 | - | - | - |
| Belarus | 1 | 1 | - | - | - |
| Czech Republic | 1 | 1 | - | - | - |
| Egypt | 1 | 1 | - | - | - |
| Guinea | 1 | - | 1 | - | - |
| India | 1 | - | - | 1 | - |
| Israel | 1 | - | - | 1 | - |
| South Africa | 1 | 1 | - | - | - |
| Cameroon | 1 | - | - | 1 | - |
| Colombia | 1 | 1 | - | - | - |
| Kuwait | 1 | 1 | - | - | - |
| Lebanon | 1 | 1 | - | - | - |
| Latvia | 1 | - | - | 1 | - |
| Mexico | 1 | - | 1 | - | - |
| Nigeria | 1 | 1 | - | - | - |
| Romania | 1 | - | - | - | 1 |
| United States, USA | 1 | - | 1 | - | - |
| Tajikistan | 1 | - | - | - | 1 |
| Thailand | 1 | 1 | - | - | - |
| TOTAL | 1 113 | 248 | 83 | 174 | 608 |

IS by processing of cases by individual units of DBFP Bratislava in I. half of 2019

| Nationality | Total | Thereof: | | | | | | |
|------------------------|------------|-------------------|------------------------|--------------|-------------------|---------------|---------------------------|-----------------------|
| | | FPU PF Bratislava | FPU PF Dunajská Streda | FPU PF Nitra | FPU PF Nové Zámky | FPU PF Trnava | BCU PF Bratislava Airport | MU PF DBFP Bratislava |
| Ukraine | 80 | 31 | 1 | 14 | 4 | 6 | 3 | 21 |
| Serbia | 76 | 27 | 5 | 22 | 1 | 13 | - | 8 |
| Afghanistan | 23 | 4 | - | - | 15 | 3 | - | 1 |
| Iran | 15 | 13 | 1 | - | - | - | - | 1 |
| North Macedonia | 10 | 5 | - | 3 | 1 | 1 | - | - |
| Bosnia and Herzegovina | 7 | 3 | 2 | 1 | 1 | - | - | - |
| Moldova | 7 | - | - | 7 | - | - | - | - |
| Albania | 6 | - | - | - | 1 | 1 | 4 | - |
| Brazil | 3 | - | - | 2 | 1 | - | - | - |
| Russia | 3 | 2 | - | - | - | - | 1 | - |
| Georgia | 2 | - | 1 | 1 | - | - | - | - |
| Turkey | 2 | 2 | - | - | - | - | - | - |
| Bangladesh | 1 | - | - | - | - | - | - | 1 |
| China (PRC) | 1 | 1 | - | - | - | - | - | - |
| Philippines | 1 | - | - | - | - | - | 1 | - |
| India | 1 | - | - | - | - | 1 | - | - |
| Israel | 1 | 1 | - | - | - | - | - | - |
| Jordan | 1 | - | - | - | - | - | - | 1 |
| Cameroon | 1 | - | 1 | - | - | - | - | - |
| Canada | 1 | - | 1 | - | - | - | - | - |
| Kazakhstan | 1 | - | 1 | - | - | - | - | - |
| Kenya | 1 | 1 | - | - | - | - | - | - |
| Mexico | 1 | 1 | - | - | - | - | - | - |
| Nigeria | 1 | 1 | - | - | - | - | - | - |
| Pakistan | 1 | 1 | - | - | - | - | - | - |
| Stateless | 1 | 1 | - | - | - | - | - | - |
| United States, USA | 1 | - | 1 | - | - | - | - | - |
| Thailand | 1 | - | - | - | 1 | - | - | - |
| Viet Nam | 1 | - | - | - | - | 1 | - | - |
| TOTAL | 251 | 94 | 14 | 50 | 25 | 26 | 9 | 33 |

IS by processing of cases by individual units of DBFP Banská Bystrica in I. half of 2019

| Nationality | Total | Thereof: | | | | |
|-----------------|-----------|------------------------------|------------------------------|-------------------|------------------|-------------------------------------|
| | | FPU PF Banská Bystrica | FPU PF Rimavská Sobota | FPU PF Trenčín | FPU PF Žilina | MU PF DBFP Banská Bystrica |
| Afghanistan | 16 | 5 | - | - | 1 | 10 |
| Yemen | 11 | - | - | - | - | 11 |
| Ukraine | 11 | 2 | - | - | 2 | 7 |
| Serbia | 9 | 2 | - | - | 4 | 3 |
| Iraq | 6 | - | - | - | - | 6 |
| Bangladesh | 2 | - | - | - | - | 2 |
| Georgia | 2 | - | - | - | 2 | - |
| Korean Republic | 2 | - | - | - | 2 | - |
| Turkey | 2 | - | - | - | 2 | - |
| Albania | 1 | - | - | - | - | 1 |
| India | 1 | - | - | - | - | 1 |
| Iran | 1 | 1 | - | - | - | - |
| South Africa | 1 | - | - | - | 1 | - |
| North Macedonia | 1 | - | - | - | 1 | - |
| Pakistan | 1 | - | - | - | 1 | - |
| Turkmenistan | 1 | - | - | - | 1 | - |
| Viet Nam | 1 | - | - | 1 | - | - |
| TOTAL | 69 | 10 | 0 | 1 | 17 | 41 |

IS by processing of cases by individual units of DBFP Prešov in I. half of 2019

| Nationality | Total | Thereof: | | | | | |
|-----------------|------------|------------------|----------------------|------------------|-----------------------------|-----------------------------|-------------------------|
| | | FPU PF Košice | FPU PF Michalovce | FPU PF Prešov | BCU PF Košice Airport | BCU PF Poprad Airport | MU PF DBFP Prešov |
| Ukraine | 50 | 14 | 26 | 3 | - | - | 7 |
| Iran | 14 | - | - | - | 12 | - | 2 |
| Afghanistan | 10 | - | - | - | - | - | 10 |
| Armenia | 8 | - | - | - | 8 | - | - |
| Russia | 5 | 1 | - | - | 4 | - | - |
| Pakistan | 4 | 1 | - | - | - | - | 3 |
| Serbia | 3 | 3 | - | - | - | - | - |
| India | 2 | - | - | - | 1 | - | 1 |
| Albania | 1 | - | - | 1 | - | - | - |
| Bangladesh | 1 | 1 | - | - | - | - | - |
| Czech Republic | 1 | - | - | - | - | - | 1 |
| China (PRC) | 1 | - | - | - | 1 | - | - |
| Iraq | 1 | 1 | - | - | - | - | - |
| Israel | 1 | 1 | - | - | - | - | - |
| North Macedonia | 1 | 1 | - | - | - | - | - |
| Moldova | 1 | - | - | - | - | - | 1 |
| Mongolia | 1 | - | - | - | 1 | - | - |
| Poland | 1 | - | 1 | - | - | - | - |
| Romania | 1 | - | 1 | - | - | - | - |
| Tunisia | 1 | - | 1 | - | - | - | - |
| Turkey | 1 | - | - | - | 1 | - | - |
| Viet Nam | 1 | 1 | - | - | - | - | - |
| TOTAL | 110 | 24 | 29 | 4 | 28 | 0 | 25 |

IS by processing of cases by individual units of DBFP Sobrance in I. half of 2019

| Nationality | Total | AU PF Humenné | BCU PF: | | | | | | | | | |
|--------------|------------|---------------|----------|----------|----------|------------|-----------|----------|---------------|-------------------|----------------|------------------|
| | | | Zboj | Topoľa | Ulič | Ubl'a | Podhorod' | Petrovce | Vyšné Nemecké | Maťovské Vojkovce | Veľké Slemence | Čierna nad Tisou |
| Ukraine | 476 | 3 | - | - | - | 163 | - | - | 289 | - | 13 | 8 |
| Moldova | 7 | - | - | - | - | - | - | - | 7 | - | - | - |
| Bangladesh | 6 | - | - | 6 | - | - | - | - | - | - | - | - |
| Colombia | 2 | - | - | - | - | - | - | - | - | - | - | 2 |
| Russia | 2 | - | - | - | - | 1 | - | - | 1 | - | - | - |
| Israel | 1 | - | - | - | - | - | - | - | 1 | - | - | - |
| Stateless | 1 | - | - | - | - | 1 | - | - | - | - | - | - |
| Unknown | 1 | - | - | - | - | - | - | 1 | - | - | - | - |
| TOTAL | 496 | 3 | 0 | 6 | 0 | 165 | 0 | 1 | 298 | 0 | 13 | 10 |

2.3 Unaccompanied minors apprehended for IBC and IS

Unaccompanied minors apprehended for IBC and IS in I. half of 2019

| Nationality | Unaccompanied minors apprehended for: | | |
|--------------|---------------------------------------|----------|-----------|
| | Total | IBC | IS |
| Afghanistan | 19 | - | 19 |
| Bangladesh | 5 | - | 5 |
| TOTAL | 24 | 0 | 24 |

Unaccompanied minors apprehended for IBC and IS in I. half of 2018

| Nationality | Unaccompanied minors apprehended for: | | |
|--------------|---------------------------------------|----------|----------|
| | Total | IBC | IS |
| Pakistan | 4 | - | 4 |
| Afghanistan | 3 | - | 3 |
| Viet Nam | 2 | - | 2 |
| Belarus | 1 | 1 | - |
| TOTAL | 10 | 1 | 9 |

2.4 Asylum applications

Overview of asylum applications submitted in I. half of 2019

| Nationality | Number of submitted asylum applications |
|------------------------|---|
| Afghanistan | 46 |
| Iran | 28 |
| Armenia | 8 |
| Ukraine | 8 |
| India | 5 |
| Pakistan | 4 |
| Russia | 3 |
| Bangladesh | 2 |
| Bosnia and Herzegovina | 1 |
| China (PRC) | 1 |
| Mongolia | 1 |
| Turkey | 1 |
| TOTAL | 108 |

Overview of asylum applications submitted in I. half of 2018

| Nationality | Number of submitted asylum applications |
|--------------|---|
| Yemen | 19 |
| Iraq | 17 |
| Azerbaijan | 11 |
| Iran | 8 |
| Pakistan | 8 |
| Viet Nam | 7 |
| Georgia | 6 |
| Russia | 4 |
| Ukraine | 4 |
| Afghanistan | 3 |
| China (PRC) | 3 |
| India | 3 |
| Algeria | 2 |
| Eritrea | 2 |
| Syria | 2 |
| Stateless | 1 |
| Israel | 1 |
| Morocco | 1 |
| Palestine | 1 |
| Turkey | 1 |
| TOTAL | 104 |

Note:

This overview contains all applications for asylum submitted on the territory of Slovak republic during the reference periods. There is no relevance whether an applicant stayed on the territory of Slovak republic legally or illegally, including repeated asylum applications.

Overview of asylum applications submitted by illegal migrants apprehended for IBC and IS in I. half of 2019

| | | Number of apprehended illegal migrants | Number of asylum applications |
|--------------|-----------------------------------|--|-------------------------------|
| IBC | External land border between BCPs | 71 | 0 |
| | External land border at BCPs | 11 | 0 |
| | External air border (at airports) | 12 | 1 |
| | TOTAL | 94 | 1 |
| IS | Inland | 358 | 45 |
| | At BCPs - departure from the SR | 493 | 0 |
| | Returned from other Member State | 75 | 52 |
| | TOTAL | 926 | 97 |
| TOTAL | | 1 020 | 98 |

Overview of asylum applications submitted by illegal migrants apprehended for IBC and IS in I. half of 2018

| | | Number of apprehended illegal migrants | Number of asylum applications |
|--------------|-----------------------------------|--|-------------------------------|
| IBC | External land border between BCPs | 90 | 0 |
| | External land border at BCPs | 29 | 0 |
| | External air border (at airports) | 22 | 19 |
| | TOTAL | 141 | 19 |
| IS | Inland | 469 | 21 |
| | At BCPs - departure from the SR | 606 | 0 |
| | Returned from other Member State | 38 | 33 |
| | TOTAL | 1 113 | 54 |
| TOTAL | | 1 254 | 73 |

Overview of asylum applications submitted by illegal migrants apprehended for IBC and IS in I. half of 2019 disaggregated by nationality of applicant

| Nationality | Total | Asylum applications by IBC | | | Asylum applications by IS | | |
|------------------------|-----------|----------------------------|----------|----------|---------------------------|-----------------------------|------------------------|
| | | Land border: | | Airports | Inland | at BCPs - departing from SR | Returned from other MS |
| | | between BCPs | at BCPs | | | | |
| Afghanistan | 43 | - | - | - | 33 | - | 10 |
| Iran | 28 | - | - | 1 | 3 | - | 24 |
| Armenia | 8 | - | - | - | - | - | 8 |
| India | 4 | - | - | - | 2 | - | 2 |
| Pakistan | 3 | - | - | - | 3 | - | - |
| Russia | 3 | - | - | - | - | - | 3 |
| Ukraine | 3 | - | - | - | 3 | - | - |
| Bangladesh | 2 | - | - | - | - | - | 2 |
| Bosnia and Herzegovina | 1 | - | - | - | 1 | - | - |
| China (PRC) | 1 | - | - | - | - | - | 1 |
| Mongolia | 1 | - | - | - | - | - | 1 |
| Turkey | 1 | - | - | - | - | - | 1 |
| TOTAL | 98 | 0 | 0 | 1 | 45 | 0 | 52 |

Overview of asylum applications submitted by illegal migrants apprehended for IBC and IS in I. half of 2018 disaggregated by nationality of applicant

| Nationality | Total | Asylum applications by IBC | | | Asylum applications by IS | | |
|--------------|-----------|----------------------------|----------|-----------|---------------------------|---------------------------------|------------------------|
| | | Land border: | | Airports | Inland | at BCPs - departing from the SR | Returned from other MS |
| | | between BCPs | at BCPs | | | | |
| Yemen | 19 | - | - | 19 | - | - | - |
| Azerbaijan | 11 | - | - | - | - | - | 11 |
| Pakistan | 8 | - | - | - | 5 | - | 3 |
| Viet Nam | 7 | - | - | - | 7 | - | - |
| Georgia | 6 | - | - | - | - | - | 6 |
| Syria | 6 | - | - | - | - | - | 6 |
| China (PRC) | 3 | - | - | - | - | - | 3 |
| Iraq | 2 | - | - | - | 1 | - | 1 |
| Iran | 2 | - | - | - | 2 | - | - |
| Russia | 2 | - | - | - | - | - | 2 |
| Ukraine | 2 | - | - | - | 2 | - | - |
| Afghanistan | 1 | - | - | - | 1 | - | - |
| India | 1 | - | - | - | 1 | - | - |
| Israel | 1 | - | - | - | 1 | - | - |
| Palestine | 1 | - | - | - | 1 | - | - |
| Turkey | 1 | - | - | - | - | - | 1 |
| TOTAL | 73 | 0 | 0 | 19 | 21 | 0 | 33 |

2.5 False Travel, Residence and other documents

Number of persons, documents and BCSs by the place of detection in I. half of: 2018 and 2019

| | | I. half of 2018 | | | I. half of 2019 | | |
|---|---------------------------------------|-----------------|------------|-----------|-----------------|------------|-----------|
| | | persons | documents* | BCSs | persons | documents* | BCSs |
| Land border | Non-Schengen flights | 15 | 11 | 10 | 1 | 1 | - |
| | Intra-Schengen flights (random check) | 7 | 5 | 13 | 2 | 5 | 4 |
| | In airport area (or in its vicinity) | - | - | - | - | - | - |
| | Non-Schengen flights | 22 | 16 | 23 | 3 | 6 | 4 |
| Airports | Intra-Schengen flights (random check) | 3 | 3 | - | 16 | 17 | 41 |
| | In airport area (or in its vicinity) | - | - | - | - | - | - |
| | Non-Schengen flights | - | - | - | - | - | - |
| | Total | 3 | 3 | 0 | 16 | 17 | 41 |
| Inland | At FPU PF | 5 | 5 | - | 3 | 3 | - |
| | At AU PF | - | - | - | - | - | - |
| | In PDCF | - | - | - | - | - | - |
| | Other | 5 | 5 | - | 2 | 2 | - |
| | Total | 10 | 10 | 0 | 5 | 5 | 0 |
| TOTAL on the territory of SR | | 35 | 29 | 23 | 24 | 28 | 45 |
| GC SR in Uzhhorod (Detected by DAU DBFP Sobrance) | | 0 | 0 | 0 | 0 | 0 | 0 |

* Except for those Passports in which no changes have been made and they contain counterfeit/forged/fraudulently obtained documents or BCSs

Number of persons, documents and BCSs by DBFPs and PDCFs in I. half of: 2018 and 2019

| | I. half of 2018 | | | I. half of 2019 | | |
|----------------------|-----------------|------------|-----------|-----------------|------------|-----------|
| | persons | documents* | BCSs | persons | documents* | BCSs |
| DBFP Bratislava | 10 | 10 | - | 13 | 11 | 26 |
| DBFP Banská Bystrica | 2 | 2 | - | 2 | 2 | - |
| DBFP Prešov | 1 | 1 | - | 5 | 8 | 15 |
| DBFP Sobrance** | 22 | 16 | 23 | 4 | 7 | 4 |
| PDCF Medveďov | - | - | - | - | - | - |
| PDCF Sečovce | - | - | - | - | - | - |
| TOTAL | 35 | 29 | 23 | 24 | 28 | 45 |

* Except for those Passports in which no changes have been made and they contain counterfeit/forged/fraudulently obtained documents or BCSs

** Except for cases at GC SR in Uzhhorod

Number of documents and BCSs by the place of detection in I. half of: 2018 and 2019

| | | I. half of 2018 | | | | | I. half of 2019 | | | | |
|--------------|---------------------------|------------------------------|-------------|-----------|----------|----------------|------------------------------|-------------|----------|----------|----------------|
| | | Total on the territory of SR | Land border | Airports | Inland | GC SR Uzhhorod | Total on the territory of SR | Land border | Airports | Inland | GC SR Uzhhorod |
| DOCUMENTS * | Passports* | 7 | 5 | 1 | 1 | - | 9 | 2 | 7 | - | - |
| | ID card | 7 | 2 | 1 | 4 | - | 11 | 1 | 7 | 3 | - |
| | Other TD | 0 | - | - | - | - | 0 | - | - | - | - |
| | Visa | 4 | 3 | 1 | - | - | 4 | 1 | 3 | - | - |
| | Residence permit | 3 | 3 | - | - | - | 1 | - | 1 | - | - |
| | Driving licence | 3 | 3 | - | - | - | 3 | 2 | - | 1 | - |
| | Civil status document | 0 | - | - | - | - | 0 | - | - | - | - |
| | Criminal records | 4 | - | - | 4 | - | 0 | - | - | - | - |
| | Evidence of education | 1 | - | - | 1 | - | 0 | - | - | - | - |
| | Other supportive document | 0 | - | - | - | - | 0 | - | - | - | - |
| | Other | 0 | - | - | - | - | 0 | - | - | - | - |
| TOTAL | 29 | 16 | 3 | 10 | 0 | 28 | 6 | 18 | 4 | 0 | |
| BCSs | | 23 | 23 | - | - | - | 45 | 4 | 41 | - | - |

* Except for those Passports in which no changes have been made and they contain counterfeit/forged/fraudulently obtained documents or BCSs

Travel documents (Passports, ID cards and other TDs) by type of fraud detected on the territory of the SR (GC SR Uzhhorod excluded) in I. half of: 2018 and 2019

| | | Total (a – l) | a | b | c | d | e | f | g | h | i | j | k | l | (x) |
|-----------------|--------------|---------------|----------|----------|----------|----------|----------|----------|----------|----------|-----------|----------|----------|----------|-----------|
| I. half of 2018 | Passport | 7 | - | - | - | - | - | - | 5 | - | - | - | 1 | 1 | 12 |
| | IDC | 7 | - | - | - | - | - | - | - | - | 5 | 2 | - | - | - |
| | Other TD | 0 | - | - | - | - | - | - | - | - | - | - | - | - | - |
| | TOTAL | 14 | 0 | 0 | 0 | 0 | 0 | 0 | 5 | 0 | 5 | 2 | 1 | 1 | 12 |
| I. half of 2019 | Passport | 9 | 1 | - | - | - | 4 | - | 1 | - | 3 | - | - | - | 6 |
| | IDC | 11 | - | - | - | - | - | - | - | - | 11 | - | - | - | - |
| | Other TD | 0 | - | - | - | - | - | - | - | - | - | - | - | - | - |
| | TOTAL | 20 | 1 | 0 | 0 | 0 | 4 | 0 | 1 | 0 | 14 | 0 | 0 | 0 | 6 |

- a. Photo substitution
- b. Unauthorized data alteration/addition
- c. Data page substitution
- d. Inner pages(except for data page) substitution
- e. Data page overlapping (multiple changes – photo substitution incl. Unauthorized data alteration/addition)
- f. Electronic device (any changes, interventions or damages)
- g. Unauthorized interventions to document (damage, overlapping of parts of document, wet stamps removal)
- h. Stolen blank travel document (unauthorized personalization)
- i. counterfeit (made by counterfeiter)
- j. Fantasy/Camouflage document (without legal validity)
- k. Genuine travel document misused by other person (impersonation)
- l. Fraudulently obtained document (e.g. issuance based on false personal data or due to corruption)
- x. Genuine Passports in which no changes have been made and they contain counterfeit/forged/fraudulently obtained documents or BCSs)

Documents and BCs detected in I. half of 2019 by place of detection, nationality of person and country of origin of the document

| | Persons (incl. cases without persons *) | | Documents | | | | | | | | BCS |
|---|--|------------|--------------------------------------|----------|----------------|----------|----------|----------|------------|-----------|-----|
| | | | Country of origin of the document ** | Passport | | IDC | visa | RP | other **** | | |
| | Nationality | number | | False | genuine (x)*** | | | | number | type | |
| Land border | Ukraine | 1 | Ukraine | - | 1 | - | - | - | - | - | - |
| | | | Poland | - | - | - | 1 | - | - | - | 2 |
| | Ukraine | 1 | Ukraine | 1 | - | - | - | - | - | - | |
| | Israel | 1 | Israel | 1 | - | 1 | - | - | 2 | DL | - |
| | | | Hungary | - | - | - | - | - | - | - | 1 |
| | Spain | - | - | - | - | - | - | - | - | 1 | |
| Total | 3 | --- | 2 | 1 | 1 | 1 | 0 | 2 | --- | 4 | |
| Airports | Morocco | 1 | Italy | - | - | - | - | 1 | - | - | - |
| | Iran | 3 | Slovenia | 3 | - | 3 | - | - | - | - | 5 |
| | | | France | - | - | - | - | - | - | - | 2 |
| | | | Portugal | - | - | - | - | - | - | - | 2 |
| | | | Turkey | - | - | - | - | - | - | - | 6 |
| | Serbia | 1 | Serbia | - | 1 | - | - | - | - | - | - |
| | | | Croatia | - | - | - | - | - | - | - | 5 |
| | | | Hungary | - | - | - | - | - | - | - | 9 |
| | Albania | 7 | Greece | 4 | - | - | - | - | - | - | - |
| | | | Italy | - | - | 3 | - | - | - | - | - |
| | Armenia | 2 | Armenia | - | 2 | - | - | - | - | - | - |
| | | | Poland | - | - | - | 2 | - | - | - | - |
| | Ukraine | 1 | Ukraine | - | 1 | - | - | - | - | - | - |
| | | | Poland | - | - | - | - | - | - | - | 12 |
| Viet Nam | 1 | Viet Nam | - | 1 | - | - | - | - | - | - | |
| | | Poland | - | - | - | 1 | - | - | - | - | |
| Total | 16 | --- | 7 | 5 | 6 | 3 | 1 | 0 | --- | 41 | |
| Inland | Croatia | 1 | Hungary | - | - | 1 | - | - | - | - | |
| | Serbia | 1 | Croatia | - | - | 1 | - | - | - | - | |
| | Serbia | 1 | Hungary | - | - | 1 | - | - | - | - | |
| | Ukraine | 1 | Slovakia | - | - | 1 | - | - | - | - | |
| | Ukraine | 1 | Ukraine | - | - | - | - | - | 1 | DL | - |
| Total | 5 | --- | 0 | 0 | 4 | 0 | 0 | 1 | --- | 0 | |
| TOTAL on the territory of SR | 24 | --- | 9 | 6 | 11 | 4 | 1 | 3 | --- | 45 | |
| GC SR in Uzhhorod (detected by DAU DBFP SO)(Sobrance) | --- | --- | --- | - | - | - | - | - | - | - | |
| Total | 0 | --- | 0 | 0 | 0 | 0 | 0 | 0 | --- | 0 | |

* e. g. documents found in airport premises, Police units premises, in forger's workshop etc.

** The state whose document (travel document, visa, residents permit, border crossing stamp) was falsified (for example in the case of forged visa, the state which issued the visa is reported)

*** Type of fraud „x“- genuine passport in which no changes have been made and they contain counterfeit/forged/fraudulently obtained documents or BCSs

**** Column „type“-contains abbreviations as follows:

DL – driving license
CSD – civil status document
CR – criminal records
EoE – evidence of education
OSD – other supportive document
OTD – other travel document

Counterfeit, forged and fraudulently obtained BCSs detected in I. half of: 2018 and 2019

| | I. half of 2018 | | | I. half of 2019 | | |
|--|-----------------|-----------|-----------------------|-----------------|-----------|-----------------------|
| | Persons | BCSs | | Persons | BCSs | |
| | | False | Fraudulently obtained | | False | Fraudulently obtained |
| Land border at BCP - entry to the SR | 4 | 10 | - | - | - | - |
| Land border at BCP – departure from SR | 5 | 13 | - | 2 | 4 | - |
| Non-Schengen flight | - | - | - | 5 | 41 | - |
| Intra-Schengen flight* | - | - | - | - | - | - |
| Inland | - | - | - | - | - | - |
| TOTAL on the territory of SR | 9 | 23 | 0 | 7 | 45 | 0 |
| GC SR Uzhhorod (detected by DAU DBFP Sobrance) | 0 | 0 | 0 | 0 | 0 | 0 |

* during spot-checks

2.6 Refusal of entry

Refusal of entry at the external border in I. half of 2018 and 2019 by reason for refusal

| Reason for refusal | I. half of 2018 | | | I. half of 2019 | | |
|--|-----------------|-------------|-----------|-----------------|-------------|-----------|
| | Total | Thereof: | | Total | Thereof: | |
| | | Land border | Airports | | Land border | Airports |
| A | 5 | 4 | 1 | 7 | 7 | - |
| B | 9 | 9 | - | 3 | - | 3 |
| C | 219 | 197 | 22 | 98 | 73 | 25 |
| D | 5 | 4 | 1 | 4 | - | 4 |
| E | 27 | 19 | 8 | 4 | 2 | 2 |
| F | 196 | 172 | 24 | 176 | 145 | 31 |
| G | 2 | 2 | - | 9 | 9 | - |
| H1 | 504 | 483 | 21 | 480 | 450 | 30 |
| H2 | 16 | 16 | - | 9 | 9 | - |
| I | 0 | - | - | 0 | - | - |
| Refusal of entry to EU national | 0 | - | - | 0 | - | - |
| TOTAL | 983 | 906 | 77 | 790 | 695 | 95 |

Note:

Refusal of entry to EU national - this category includes EU nationals who were refused to enter the SR according Art. 11 of the Act on stay of foreigners.

Reasons for refusal of entry as listed in Article 14 Regulation (EU) 2016/399 of the European Parliament and of the Council of 9 March 2016 on a Union Code on the rules governing the movement of persons across borders (Schengen Borders Code):

- A - Has no valid travel document(s)
- B - Has a false/counterfeit/forged travel document
- C - Has no valid visa or residence permit
- D - Has a false/counterfeit/forged visa or residence permit
- E - Has no appropriate documentation justifying the purpose and conditions of stay
- F - Has already stayed for 90 days in the preceding 180-day period on the territory of the Member States of the EU
- G - Does not have sufficient means of subsistence in relation to the period and form of stay, or the means to return to the country of origin or transit
- H1 - Person for whom an alert has been issued in the SIS for the purposes of refusing entry
- H2 - Person for whom an alert has been issued in national register for the purposes of refusing entry
- I - Is considered to be a threat to public policy, internal security, public health or the international relations of one or more of the Member States of the EU

Refusals of entry in I. half of 2019

| | | Reasons | | | | | | | | | | | Refusal of entry to EU national |
|--------------|-----------------|------------|------------------|-----------|-----------|----------|------------|------------|------------|------------|----------|----------|---------------------------------|
| | | Total | Refusal of entry | | | | | | | | | I | |
| | | | A | B | C | D | E | F | G | H1 | H2 | | |
| LAND BORDER | Ukraine | 667 | 7 | - | 58 | - | 2 | 142 | 9 | 440 | 9 | - | - |
| | Moldova | 11 | - | - | - | - | - | 2 | - | 9 | - | - | - |
| | Serbia | 9 | - | - | 8 | - | - | - | - | 1 | - | - | - |
| | Russia | 3 | - | - | 3 | - | - | - | - | - | - | - | - |
| | Egypt | 1 | - | - | 1 | - | - | - | - | - | - | - | - |
| | Georgia | 1 | - | - | 1 | - | - | - | - | - | - | - | - |
| | Tajikistan | 1 | - | - | 1 | - | - | - | - | - | - | - | - |
| | Turkey | 1 | - | - | - | - | - | 1 | - | - | - | - | - |
| | Uzbekistan | 1 | - | - | 1 | - | - | - | - | - | - | - | - |
| | TOTAL | 695 | 7 | 0 | 73 | 0 | 2 | 145 | 9 | 450 | 9 | 0 | 0 |
| AIRPORTS | Albania | 25 | - | - | 3 | - | 1 | 5 | - | 16 | - | - | - |
| | Serbia | 16 | - | 1 | - | - | - | 8 | - | 7 | - | - | - |
| | North Macedonia | 14 | - | - | - | - | - | 10 | - | 4 | - | - | - |
| | Ukraine | 9 | - | - | 2 | - | 1 | 3 | - | 3 | - | - | - |
| | Morocco | 5 | - | - | 4 | 1 | - | - | - | - | - | - | - |
| | India | 4 | - | - | 4 | - | - | - | - | - | - | - | - |
| | Iran | 4 | - | 2 | 2 | - | - | - | - | - | - | - | - |
| | Russia | 4 | - | - | - | - | - | 4 | - | - | - | - | - |
| | Afghanistan | 2 | - | - | 2 | - | - | - | - | - | - | - | - |
| | Armenia | 2 | - | - | - | 2 | - | - | - | - | - | - | - |
| | Syria | 2 | - | - | 2 | - | - | - | - | - | - | - | - |
| | Belarus | 1 | - | - | 1 | - | - | - | - | - | - | - | - |
| | China (PRC) | 1 | - | - | 1 | - | - | - | - | - | - | - | - |
| | Iraq | 1 | - | - | 1 | - | - | - | - | - | - | - | - |
| | South Africa | 1 | - | - | 1 | - | - | - | - | - | - | - | - |
| | Canada | 1 | - | - | - | - | - | 1 | - | - | - | - | - |
| | Pakistan | 1 | - | - | 1 | - | - | - | - | - | - | - | - |
| Sudan | 1 | - | - | 1 | - | - | - | - | - | - | - | - | |
| Viet Nam | 1 | - | - | - | 1 | - | - | - | - | - | - | - | |
| TOTAL | 95 | 0 | 3 | 25 | 4 | 2 | 31 | 0 | 30 | 0 | 0 | 0 | |
| TOTAL | 790 | 7 | 3 | 98 | 4 | 4 | 176 | 9 | 480 | 9 | 0 | 0 | |

Refusals of entry in I. half of 2018

| | | Reasons | | | | | | | | | | | Refusal of entry to EU national |
|--------------|-------------------------------------|------------|------------------|------------|------------|-----------|------------|------------|------------|------------|-----------|----------|---------------------------------|
| | | Total | Refusal of entry | | | | | | | | | | |
| | | | A | B | C | D | E | F | G | H1 | H2 | I | |
| LAND BORDER | Ukraine | 844 | - | 7 | 174 | - | 9 | 164 | 2 | 472 | 16 | - | - |
| | Moldova | 24 | - | - | 3 | - | 9 | 5 | - | 7 | - | - | - |
| | Belarus | 15 | - | - | 14 | - | 1 | - | - | - | - | - | - |
| | Turkey | 7 | - | 2 | 1 | 4 | - | - | - | - | - | - | - |
| | Azerbaijan | 4 | - | - | 4 | - | - | - | - | - | - | - | - |
| | Congo | 4 | 4 | - | - | - | - | - | - | - | - | - | - |
| | Georgia | 3 | - | - | - | - | - | - | - | 3 | - | - | - |
| | Russia | 2 | - | - | 1 | - | - | 1 | - | - | - | - | - |
| | Macedonia (FYROM) | 1 | - | - | - | - | - | - | - | 1 | - | - | - |
| | United States, USA | 1 | - | - | - | - | - | 1 | - | - | - | - | - |
| | Serbia | 1 | - | - | - | - | - | 1 | - | - | - | - | - |
| | TOTAL | 906 | 4 | 9 | 197 | 4 | 19 | 172 | 2 | 483 | 16 | 0 | 0 |
| AIRPORTS | Serbia | 16 | - | - | - | - | - | 9 | - | 7 | - | - | - |
| | Macedonia (FYROM) | 12 | - | - | - | - | - | 11 | - | 1 | - | - | - |
| | Albania | 11 | - | - | - | - | - | 1 | - | 10 | - | - | - |
| | Yemen | 8 | - | - | - | - | 8 | - | - | - | - | - | - |
| | Russia | 6 | - | - | 3 | 1 | - | 1 | - | 1 | - | - | - |
| | Ukraine | 5 | - | - | 1 | - | - | 2 | - | 2 | - | - | - |
| | Syria | 4 | - | - | 4 | - | - | - | - | - | - | - | - |
| | India | 3 | - | - | 3 | - | - | - | - | - | - | - | - |
| | Afghanistan | 2 | - | - | 2 | - | - | - | - | - | - | - | - |
| | Iran | 2 | - | - | 2 | - | - | - | - | - | - | - | - |
| | Guinea | 1 | - | - | 1 | - | - | - | - | - | - | - | - |
| | Libya | 1 | - | - | 1 | - | - | - | - | - | - | - | - |
| | Kosovo | 1 | - | - | 1 | - | - | - | - | - | - | - | - |
| | Turkish Republic of Northern Cyprus | 1 | 1 | - | - | - | - | - | - | - | - | - | - |
| | Pakistan | 1 | - | - | 1 | - | - | - | - | - | - | - | - |
| | Rwanda | 1 | - | - | 1 | - | - | - | - | - | - | - | - |
| | Turkey | 1 | - | - | 1 | - | - | - | - | - | - | - | - |
| Zimbabwe | 1 | - | - | 1 | - | - | - | - | - | - | - | - | |
| TOTAL | 77 | 1 | 0 | 22 | 1 | 8 | 24 | 0 | 21 | 0 | 0 | 0 | |
| TOTAL | 983 | 5 | 9 | 219 | 5 | 27 | 196 | 2 | 504 | 16 | 0 | 0 | |

Refusal of entry of third country nationals in I. half of 2019 at the external land border by individual BCPs and reasons for refusal

| | | Reasons for refusal | | | | | | | | | | |
|--------------------------|------------|---------------------|----------|----------|-----------|----------|----------|------------|----------|------------|----------|----------|
| | | Total | Thereof: | | | | | | | | | |
| | | | A | B | C | D | E | F | G | H1 | H2 | I |
| Ubl'a | | 257 | 1 | - | 29 | - | 1 | 85 | 4 | 135 | 2 | - |
| Thereof: | Ukraine | 251 | 1 | - | 26 | - | 1 | 84 | 4 | 133 | 2 | - |
| | Moldova | 3 | - | - | - | - | - | 1 | - | 2 | - | - |
| | Russia | 2 | - | - | 2 | - | - | - | - | - | - | - |
| | Tajikistan | 1 | - | - | 1 | - | - | - | - | - | - | - |
| Vyšné Nemecké | | 382 | 6 | - | 35 | - | - | 50 | - | 284 | 7 | - |
| Thereof: | Ukraine | 366 | 6 | - | 28 | - | - | 48 | - | 277 | 7 | - |
| | Moldova | 7 | - | - | - | - | - | 1 | - | 6 | - | - |
| | Serbia | 4 | - | - | 3 | - | - | - | - | 1 | - | - |
| | Egypt | 1 | - | - | 1 | - | - | - | - | - | - | - |
| | Georgia | 1 | - | - | 1 | - | - | - | - | - | - | - |
| | Russia | 1 | - | - | 1 | - | - | - | - | - | - | - |
| | Turkey | 1 | - | - | - | - | - | 1 | - | - | - | - |
| | Uzbekistan | 1 | - | - | 1 | - | - | - | - | - | - | - |
| Veľké Slemence | | 36 | - | - | 2 | - | - | 7 | - | 27 | - | - |
| Thereof: | Ukraine | 36 | - | - | 2 | - | - | 7 | - | 27 | - | - |
| Čierna nad Tisou | | 19 | - | - | 7 | - | 1 | 2 | 5 | 4 | - | - |
| Thereof: | Ukraine | 13 | - | - | 2 | - | 1 | 2 | 5 | 3 | - | - |
| | Serbia | 5 | - | - | 5 | - | - | - | - | - | - | - |
| | Moldova | 1 | - | - | - | - | - | - | - | 1 | - | - |
| Maťovské Vojkovce | | 1 | - | - | - | - | - | 1 | - | - | - | - |
| Thereof: | Ukraine | 1 | - | - | - | - | - | 1 | - | - | - | - |
| TOTAL | | 695 | 7 | 0 | 73 | 0 | 2 | 145 | 9 | 450 | 9 | 0 |

Refusal of entry of third country nationals in I. half of 2018 at the external land border by individual BCPs and reasons for refusal

| | | Reasons for refusal | | | | | | | | | | |
|--------------------------|--------------------|---------------------|----------|----------|------------|----------|-----------|------------|----------|------------|-----------|----------|
| | | Total | Thereof: | | | | | | | | | |
| | | | A | B | C | D | E | F | G | H1 | H2 | I |
| Ubl'a | | 279 | - | - | 91 | - | 1 | 74 | 1 | 108 | 4 | - |
| Thereof: | Ukraine | 274 | - | - | 90 | - | 1 | 72 | 1 | 106 | 4 | - |
| | Moldova | 2 | - | - | - | - | - | 1 | - | 1 | - | - |
| | Russia | 2 | - | - | 1 | - | - | 1 | - | - | - | - |
| | Georgia | 1 | - | - | - | - | - | - | - | 1 | - | - |
| Vyšné Nemecké | | 567 | - | 7 | 99 | 2 | 11 | 87 | - | 350 | 11 | - |
| Thereof: | Ukraine | 519 | - | 7 | 78 | - | 1 | 81 | - | 341 | 11 | - |
| | Moldova | 22 | - | - | 3 | - | 9 | 4 | - | 6 | - | - |
| | Belarus | 15 | - | - | 14 | - | 1 | - | - | - | - | - |
| | Azerbaijan | 4 | - | - | 4 | - | - | - | - | - | - | - |
| | Georgia | 2 | - | - | - | - | - | - | - | 2 | - | - |
| | Turkey | 2 | - | - | - | 2 | - | - | - | - | - | - |
| | Macedonia (FYROM) | 1 | - | - | - | - | - | - | - | 1 | - | - |
| | United States, USA | 1 | - | - | - | - | - | 1 | - | - | - | - |
| | Serbia | 1 | - | - | - | - | - | 1 | - | - | - | - |
| Veľké Slemence | | 47 | - | - | 5 | - | 7 | 11 | 1 | 22 | 1 | - |
| Thereof: | Ukraine | 47 | - | - | 5 | - | 7 | 11 | 1 | 22 | 1 | - |
| Čierna nad Tisou | | 13 | 4 | 2 | 2 | 2 | - | - | - | 3 | - | - |
| Thereof: | Turkey | 5 | - | 2 | 1 | 2 | - | - | - | - | - | - |
| | Congo | 4 | 4 | - | - | - | - | - | - | - | - | - |
| | Ukraine | 4 | - | - | 1 | - | - | - | - | 3 | - | - |
| Maťovské Vojkovce | | 0 | - | - | - | - | - | - | - | - | - | - |
| TOTAL | | 906 | 4 | 9 | 197 | 4 | 19 | 172 | 2 | 483 | 16 | 0 |

Refusal of entry of third country nationals in I. half of 2019 at the external air border by individual BCPs and reasons for refusal

| | | Reasons for refusal | | | | | | | | | | |
|---------------------------|-----------------|---------------------|----------|----------|-----------|----------|----------|-----------|----------|-----------|----------|----------|
| | | Total | Thereof: | | | | | | | | | |
| | | | A | B | C | D | E | F | G | H1 | H2 | I |
| Bratislava Airport | | 88 | - | 1 | 21 | 3 | 2 | 31 | - | 30 | - | - |
| Thereof: | Albania | 25 | - | - | 3 | - | 1 | 5 | - | 16 | - | - |
| | Serbia | 16 | - | 1 | - | - | - | 8 | - | 7 | - | - |
| | North Macedonia | 14 | - | - | - | - | - | 10 | - | 4 | - | - |
| | Ukraine | 9 | - | - | 2 | - | 1 | 3 | - | 3 | - | - |
| | India | 4 | - | - | 4 | - | - | - | - | - | - | - |
| | Russia | 4 | - | - | - | - | - | 4 | - | - | - | - |
| | Afghanistan | 2 | - | - | 2 | - | - | - | - | - | - | - |
| | Armenia | 2 | - | - | - | 2 | - | - | - | - | - | - |
| | Morocco | 2 | - | - | 2 | - | - | - | - | - | - | - |
| | Syria | 2 | - | - | 2 | - | - | - | - | - | - | - |
| | Belarus | 1 | - | - | 1 | - | - | - | - | - | - | - |
| | China (PRC) | 1 | - | - | 1 | - | - | - | - | - | - | - |
| | Iran | 1 | - | - | 1 | - | - | - | - | - | - | - |
| | Iraq | 1 | - | - | 1 | - | - | - | - | - | - | - |
| | South Africa | 1 | - | - | 1 | - | - | - | - | - | - | - |
| | Canada | 1 | - | - | - | - | - | 1 | - | - | - | - |
| Pakistan | 1 | - | - | 1 | - | - | - | - | - | - | - | |
| Viet Nam | 1 | - | - | - | 1 | - | - | - | - | - | - | |
| Poprad Airport | | 0 | - | - | - | - | - | - | - | - | - | - |
| Košice Airport | | 7 | - | 2 | 4 | 1 | - | - | - | - | - | - |
| Thereof: | Iran | 3 | - | 2 | 1 | - | - | - | - | - | - | - |
| | Morocco | 3 | - | - | 2 | 1 | - | - | - | - | - | - |
| | Sudan | 1 | - | - | 1 | - | - | - | - | - | - | - |
| small airports | | 0 | - | - | - | - | - | - | - | - | - | - |
| TOTAL | | 95 | 0 | 3 | 25 | 4 | 2 | 31 | 0 | 30 | 0 | 0 |

Refusal of entry of third country nationals in I. half of 2018 at the external air border by individual BCPs and reasons for refusal

| | | Reasons for refusal | | | | | | | | | | |
|---------------------------|-------------------------------------|---------------------|----------|----------|-----------|----------|----------|-----------|----------|-----------|----------|----------|
| | | Total | Thereof: | | | | | | | | | |
| | | | A | B | C | D | E | F | G | H1 | H2 | I |
| Bratislava Airport | | 65 | - | - | 19 | 1 | - | 24 | - | 21 | - | - |
| Thereof: | Serbia | 16 | - | - | - | - | - | 9 | - | 7 | - | - |
| | Macedonia (FYROM) | 12 | - | - | - | - | - | 11 | - | 1 | - | - |
| | Albania | 11 | - | - | - | - | - | 1 | - | 10 | - | - |
| | Russia | 6 | - | - | 3 | 1 | - | 1 | - | 1 | - | - |
| | Ukraine | 5 | - | - | 1 | - | - | 2 | - | 2 | - | - |
| | Syria | 4 | - | - | 4 | - | - | - | - | - | - | - |
| | India | 3 | - | - | 3 | - | - | - | - | - | - | - |
| | Afghanistan | 2 | - | - | 2 | - | - | - | - | - | - | - |
| | Iran | 2 | - | - | 2 | - | - | - | - | - | - | - |
| | Libya | 1 | - | - | 1 | - | - | - | - | - | - | - |
| | Kosovo | 1 | - | - | 1 | - | - | - | - | - | - | - |
| | Pakistan | 1 | - | - | 1 | - | - | - | - | - | - | - |
| | Turkey | 1 | - | - | 1 | - | - | - | - | - | - | - |
| Poprad Airport | | 1 | - | - | 1 | - | - | - | - | - | - | - |
| Thereof: | Guinea | 1 | - | - | 1 | - | - | - | - | - | - | - |
| Košice Airport | | 11 | 1 | - | 2 | - | 8 | - | - | - | - | - |
| Thereof: | Yemen | 8 | - | - | - | - | 8 | - | - | - | - | - |
| | Turkish Republic of Northern Cyprus | 1 | 1 | - | - | - | - | - | - | - | - | - |
| | Rwanda | 1 | - | - | 1 | - | - | - | - | - | - | - |
| | Zimbabwe | 1 | - | - | 1 | - | - | - | - | - | - | - |
| small airports | | 0 | - | - | - | - | - | - | - | - | - | - |
| TOTAL | | 77 | 1 | 0 | 22 | 1 | 8 | 24 | 0 | 21 | 0 | 0 |

2.7 Facilitation of illegal immigration and trafficking in human beings

Documented cases of facilitation of illegal immigration and trafficking in human beings in I. half: 2018 and 2019

| NUCIM BBFP | | I. half of 2018 | I. half of 2019 | |
|--|--|---|-----------------|----|
| TOTAL | Complaints: Commenced criminal prosecutions/Charges filed | 47/47 | 47/31 | |
| | Persons: Suspects/ Accused | 120/82 | 104/71 | |
| | Illegal migrants/ Victims | 274/55 | 353/24 | |
| | Offences | 78 | 84 | |
| Facilitation of illegal immigration (Art. 355, Art. 356 CC) | Complaints: Commenced criminal prosecutions/Charges filed | 32/27 | 34/23 | |
| | Facilitators: Suspects/ Accused | 64/41 | 71/50 | |
| | Thereof: | Accused for IBC and transit (Art. 355 CC) | 15 | 19 |
| | | Accused for marriage of convenience (Art. 356 CC) | 19 | 24 |
| | | Accused for illegal work (Art. 356 CC) | 5 | 4 |
| | | Accused for IS on the territory of SR, EU (Art. 356 CC) | 2 | 2 |
| | Accused for violent crossing of the State Border (Art. 354 CC) | 0 | 1 | |
| Trafficking in human beings (Art. 179 CC) | Complaints: Commenced criminal prosecutions/Charges filed | 15/20 | 13/8 | |
| | Persons: Suspects/ Accused | 56/41 | 33/21 | |
| | Victims | 55 | 24 | |

Illegal migration through facilitation and trafficking in human beings in I. half of 2019

| | Complaints | | Persons | | Illegal migrants/ victims | Illegal migrants (apprehended) | Offences | Value in € |
|---|---------------------------------------|------------------|------------|-----------|------------------------------|-----------------------------------|-----------|-------------------|
| | Commenced criminal prosecutions | Charges filed | Suspects | Accused | | | | |
| Facilitation Art. 355 CC organized group | 1 | 1 | 12 | 12 | 10 | - | 3 | 0,00 |
| Facilitation Art. 355 CC criminal group | - | - | - | - | - | - | - | - |
| Facilitation Art. 356 CC marriage of convenience organized group | 0 | 1 | 6 | 6 | 4 | - | 6 | 5 915,00 |
| Facilitation Art. 355 CC | 10 | 5 | 14 | 7 | 75 | 41 | 10 | 0,00 |
| Facilitation Art. 356 CC Marriage of convenience | 11 | 12 | 20 | 18 | 17 | - | 15 | 18 165,00 |
| Facilitation Art. 356 CC Illegal work | 9 | 2 | 12 | 4 | 211 | - | 11 | 377 854,00 |
| Facilitation Art. 356 CC IS on the territory of the SR, EU | 2 | 1 | 6 | 2 | 36 | - | 21 | 44 400,00 |
| Violent crossing of the State Border (Art. 354 CC) | 1 | 1 | 1 | 1 | - | - | 1 | 0,00 |
| Facilitation TOTAL | 34 | 23 | 71 | 50 | 353 | 41 | 67 | 446 334,00 |
| Trafficking in human beings Art. 179 CC organized gr. | - | - | - | - | - | - | - | - |
| Trafficking in human beings Art. 179 CC | 13 | 8 | 33 | 21 | 24 | - | 17 | 13 450,00 |
| Trafficking in human beings TOTAL | 13 | 8 | 33 | 21 | 24 | 0 | 17 | 13 450,00 |
| TOTAL | 47 | 31 | 104 | 71 | 353/24 | 41 | 84 | 459 784,00 |

Organized and criminal groups in cases recorded by NUCIM in I. half of 2019

| | Complaints | | Persons | |
|--|---------------------------------|---------------|-----------|-----------|
| | Commenced criminal prosecutions | Charges filed | Suspects | Accused |
| Facilitation Art. 355 CC - organized group | 1 | 1 | 12 | 12 |
| Facilitation Art. 355 CC - criminal group | - | - | - | - |
| Facilitation – marriage of convenience Art. 356 CC - organized group | - | 1 | 6 | 6 |
| Trafficking in human beings Art. 179 CC - organized group | - | - | - | - |
| TOTAL | 1 | 2 | 18 | 18 |

Cases of facilitation processed by NUCIM in I. half of 2019 (Art. 355, 356 CC) by place of detection

| | | | Complaints | | Persons | | Illegal migrants | |
|---|----------------|---|---------------------------------|---------------|-----------|-----------|------------------|-------------|
| | | | Commenced criminal prosecutions | Charges filed | Suspects | Accused | Total | Apprehended |
| External border | Land border | § 355 TZ | 6 | 5 | 21 | 18 | 59 | 28 |
| | | § 354 TZ | 1 | 1 | 1 | 1 | - | - |
| | Airports | - | - | - | - | - | - | |
| External border in total | | | 7 | 6 | 22 | 19 | 59 | 28 |
| Internal border Art. 355 | Austria | | - | - | - | - | - | - |
| | Hungary | | 3 | 1 | 3 | 1 | 19 | 6 |
| | Czech Republic | | - | - | - | - | - | - |
| | Poland | | - | - | - | - | - | - |
| Internal border Art. 355 in total | | | 3 | 1 | 3 | 1 | 19 | 6 |
| Vnútrozemie §§ 355, 356 TZ | § 355 TZ | Facilitation | 2 | - | 2 | - | 7 | 7 |
| | | Marriage of convenience | 1 | - | 1 | - | 1 | - |
| | § 356 TZ | Illegal work | 9 | 2 | 12 | 4 | 211 | - |
| | | other type of IS on the territory of SR | 2 | 1 | 6 | 2 | 36 | - |
| Inland Art. 356 in total | | | 14 | 3 | 21 | 6 | 255 | 7 |
| EU countries Art. 356 CC (marriage of convenience, IS on the territory of the EU) in total | | | 10 | 13 | 25 | 24 | 20 | 0 |
| non-EU countries Art. 356 CC (marriage of convenience) in total | | | - | - | - | - | - | - |
| TOTAL | | | 34 | 23 | 71 | 50 | 353 | 41 |

Nationality of facilitators and migrants in I. half of 2019 – facilitation of illegal immigration

| Facilitators | | |
|---|-----------|-----------------|
| Nationality | Suspects | Accused persons |
| Kazakhstan | 1 | 1 |
| Latvia | 1 | 1 |
| Nigeria | 2 | 2 |
| Slovakia | 31 | 29 |
| Serbia | 1 | 1 |
| Turkey | 1 | 1 |
| Tunisia | 1 | 1 |
| Ukraine | 10 | 10 |
| Uzbekistan | 4 | 4 |
| Unknown (presently under investigation) | 19 | - |
| --- | - | - |
| --- | - | - |
| --- | - | - |
| --- | - | - |
| --- | - | - |
| --- | - | - |
| --- | - | - |
| TOTAL | 71 | 50 |

| Illegal migrants | | |
|---|-------------|---------------------|
| Nationality | Facilitated | Thereof apprehended |
| Afghanistan | 31 | 11 |
| Algeria | 7 | - |
| Bangladesh | 9 | 8 |
| Egypt | 3 | - |
| India | 2 | - |
| Iraq | 13 | - |
| Iran | 18 | 2 |
| Nigeria | 2 | - |
| Pakistan | 6 | - |
| Somalia | 2 | 2 |
| Serbia | 63 | - |
| Sri Lanka | 4 | 4 |
| Turkey | 1 | 1 |
| Ukraine | 148 | - |
| Uzbekistan | 2 | 2 |
| Viet Nam | 35 | 8 |
| Unknown (presently under investigation) | 7 | 3 |
| TOTAL | 353 | 41 |

Nationality of offenders and victims in I. half of 2019 – trafficking in human beings

| Offenders | | |
|---|-----------|-----------------|
| Nationality | Suspects | Accused persons |
| Slovakia | 9 | 20 |
| Czech Republic | - | 1 |
| Unknown (presently under investigation) | 24 | - |
| TOTAL | 33 | 21 |

| Victims | |
|---|-----------|
| Nationality | Number |
| Slovakia | 21 |
| Unknown (presently under investigation) | 3 |
| --- | - |
| TOTAL | 24 |

Note:

Facilitation - according Art. 355, Art. 356 CC,

Complaints – all complaints leading to commencement of criminal prosecution according to Regulation of Ministry of Interior no. 53/2009 made by NUCIM,

Charges filed – the resolutions to file charges according to Art. 206/1 of the Criminal procedure code,

Suspects – persons mentioned in the order to prosecute according Art. 199/1 of the Criminal procedure code,

Accused persons - all persons, who were accused of offence of facilitation according to § 206/1 of the Criminal procedure code,

Illegal migrants (in total) - persons, who are not citizens of the SR or who are not SR permanent residents and who have used services of facilitators according Art. 355 CC and persons, who are not citizens of the SR or other MS or citizens of the European Economic Area member state and who have used services of facilitators according Art. 356 CC and are mentioned in resolution on the commencement of criminal prosecution according Art. 199/1 or in the resolution to file charges according to Art. 206/1 of the Criminal procedure code,

Illegal migrants (apprehended) – persons mentioned above, who have used services of facilitators and who were physically apprehended by Police Force unit,

Offence – according to the Criminal code, the offence is also the partial attack of a continuing offense, unless expressly provided otherwise.

Trafficking in human beings - according to § 179 of the Criminal code,

Victims of Trafficking in human beings – persons whose instigators incite well-paid job abroad and upon arrival abuse them to another job (begging, selling toys, to marry a foreign national, possibly prostitution).

2.8 Return Policy and Persons Taken over to the SR

2.8.1 Readmission

Overview of persons handed and taken over according to Readmission Agreements in I. half of: 2018 and 2019

| Country of readmission | I. half of 2018 | | | | I. half of 2019 | | | |
|------------------------|-------------------------------|----------------------------|-------------------------------|----------------------------|-------------------------------|----------------------------|-------------------------------|----------------------------|
| | Illegal migration | | Other | | Illegal migration | | Other | |
| | Persons handed over (from SR) | Persons taken over (to SR) | Persons handed over (from SR) | Persons taken over (to SR) | Persons handed over (from SR) | Persons taken over (to SR) | Persons handed over (from SR) | Persons taken over (to SR) |
| Ukraine | 86 | - | - | - | 66 | 2 | - | - |
| Austria | - | 6 | - | 1 | 1 | 1 | - | 2 |
| Hungary | - | - | - | - | - | - | - | - |
| Czech Republic | - | 1 | - | - | - | 32 | - | 1 |
| Poland | - | 10 | - | - | - | 3 | - | - |
| Serbia | 1 | - | - | - | - | - | - | - |
| TOTAL | 87 | 17 | 0 | 1 | 67 | 38 | 0 | 3 |

Note:

Illegal migration – this category includes handed over and taken over persons within the reference period regardless the period in which they were apprehended for illegal migration by authority of the SR or other country.

Other – this category includes handed over and taken over persons according readmission agreements within the reference period who were not apprehended for illegal migration on the territory of the SR and at the time of readmission their stay in the SR or other member state of the EU was legal.

„Persons handed over (from SR)“ – this category includes persons, who were sentenced for a crime that is not regarded to illegal migration (i.e. theft) and who were sentenced to judicial expulsion and they were handed over to the territory of other EU member state, where they were permitted to stay.

„Persons taken over (to SR)“ – this category includes persons, who were returned from other EU member state and they are permitted to stay on the territory of the SR.

Overview of persons handed over from the SR according to Readmission Agreements related illegal migration in I. half of 2019

| Nationality | Total | Thereof: | | | | |
|--------------|-----------|-----------|----------|----------|----------------|----------|
| | | Ukraine | Austria | Hungary | Czech Republic | Poland |
| Viet Nam | 16 | 16 | - | - | - | - |
| Turkey | 10 | 10 | - | - | - | - |
| Bangladesh | 8 | 8 | - | - | - | - |
| Sri Lanka | 7 | 7 | - | - | - | - |
| Russia | 6 | 6 | - | - | - | - |
| Ukraine | 4 | 4 | - | - | - | - |
| Azerbaijan | 3 | 3 | - | - | - | - |
| Uzbekistan | 3 | 3 | - | - | - | - |
| Afghanistan | 2 | 2 | - | - | - | - |
| India | 2 | 2 | - | - | - | - |
| Pakistan | 2 | 2 | - | - | - | - |
| Somalia | 2 | 2 | - | - | - | - |
| Georgia | 1 | 1 | - | - | - | - |
| Jordan | 1 | - | 1 | - | - | - |
| TOTAL | 67 | 66 | 1 | 0 | 0 | 0 |

Overview of persons handed over from the SR according to Readmission Agreements related illegal migration in I. half of 2018

| Nationality | Total | Thereof: | | | | | |
|--------------|-----------|-----------|----------|----------|----------------|----------|----------|
| | | Ukraine | Austria | Hungary | Czech Republic | Poland | Serbia |
| Viet Nam | 66 | 66 | - | - | - | - | - |
| Afghanistan | 4 | 4 | - | - | - | - | - |
| Azerbaijan | 3 | 3 | - | - | - | - | - |
| Turkey | 3 | 3 | - | - | - | - | - |
| Iraq | 2 | 2 | - | - | - | - | - |
| Pakistan | 2 | 2 | - | - | - | - | - |
| Russia | 2 | 2 | - | - | - | - | - |
| Belarus | 1 | 1 | - | - | - | - | - |
| Kyrgyzstan | 1 | 1 | - | - | - | - | - |
| Moldova | 1 | 1 | - | - | - | - | - |
| Serbia | 1 | - | - | - | - | - | 1 |
| Syria | 1 | 1 | - | - | - | - | - |
| TOTAL | 87 | 86 | 0 | 0 | 0 | 0 | 1 |

Overview of persons taken over to the SR according to Readmission Agreements related illegal migration in I. half of 2019

| Nationality | Total | Thereof: | | | | |
|-----------------|-----------|----------|----------|----------|----------------|----------|
| | | Ukraine | Austria | Hungary | Czech Republic | Poland |
| Yemen | 11 | - | - | - | 11 | - |
| Afghanistan | 10 | - | - | - | 7 | 3 |
| Iraq | 6 | - | - | - | 6 | - |
| Bangladesh | 3 | - | 1 | - | 2 | - |
| Albania | 1 | - | - | - | 1 | - |
| India | 1 | - | - | - | 1 | - |
| DPR of Korea | 1 | 1 | - | - | - | - |
| North Macedonia | 1 | - | - | - | 1 | - |
| Moldova | 1 | 1 | - | - | - | - |
| Serbia | 1 | - | - | - | 1 | - |
| Ukraine | 1 | - | - | - | 1 | - |
| Viet Nam | 1 | - | - | - | 1 | - |
| TOTAL | 38 | 2 | 1 | 0 | 32 | 3 |

Overview of persons taken over to the SR according to Readmission Agreements related illegal migration in I. half of 2018

| Nationality | Total | Thereof: | | | | |
|--------------|-----------|----------|----------|----------|----------------|-----------|
| | | Ukraine | Austria | Hungary | Czech Republic | Poland |
| Syria | 6 | - | - | - | - | 6 |
| Afghanistan | 6 | - | 6 | - | - | - |
| Pakistan | 3 | - | - | - | - | 3 |
| Iraq | 2 | - | - | - | 1 | 1 |
| TOTAL | 17 | 0 | 6 | 0 | 1 | 10 |

2.8.2 Voluntary returns

Overview of effective voluntary returns in I. half of 2019 by country of return and Project type

| Country of return | Total | Thereof: | |
|-------------------|-----------|-------------|-------------|
| | | Project „C“ | Project „I“ |
| Serbia | 23 | - | 23 |
| Ukraine | 9 | - | 9 |
| Iraq | 6 | - | 6 |
| Iran | 5 | - | 5 |
| Afghanistan | 2 | - | 2 |
| North Macedonia | 2 | - | 2 |
| Moldova | 2 | - | 2 |
| Armenia | 1 | - | 1 |
| Bangladesh | 1 | - | 1 |
| Georgia | 1 | - | 1 |
| Kenya | 1 | - | 1 |
| Mongolia | 1 | - | 1 |
| Pakistan | 1 | - | 1 |
| Russia | 1 | - | 1 |
| Thailand | 1 | - | 1 |
| Turkey | 1 | - | 1 |
| Viet Nam | 1 | - | 1 |
| TOTAL | 59 | 0 | 59 |

Overview of effective voluntary returns in I. half of 2018 by country of return and Project type

| Country of return | Total | Thereof: | |
|------------------------|-----------|-------------|-------------|
| | | Project „C“ | Project „I“ |
| Viet Nam | 12 | - | 12 |
| Azerbaijan | 7 | - | 7 |
| Ukraine | 7 | - | 7 |
| Serbia | 6 | - | 6 |
| Georgia | 2 | - | 2 |
| Iraq | 2 | - | 2 |
| Bosnia and Herzegovina | 1 | - | 1 |
| Canada | 1 | - | 1 |
| Korean Republic | 1 | - | 1 |
| Lebanon | 1 | - | 1 |
| Macedonia (FYROM) | 1 | - | 1 |
| Moldova | 1 | - | 1 |
| Tunisia | 1 | - | 1 |
| TOTAL | 43 | 0 | 43 |

Data submitted by: IOM

Note:

Voluntary returns – this category includes returns of foreigners from Police Detention Centres for Foreigners, from asylum institutions of the Migration Office of MOI SR and foreigners on the territory of the SR, who are not staying in facilities of MOI SR.

Project „C“ - Cooperation Agreement between the International Organization for Migration and the Ministry of Interior of the Slovak Republic to assist the return of unsuccessful asylum seekers and illegal migrants to their country of origin..

Project „I“– Voluntary return and reintegration in country of origin (implementation 1.1.2017 – 31.12.2019)

2.8.3 Dublin transfers

Effective Dublin transfers according to the Regulation (EU) No. 604/2013 in I. half of: 2018 and 2019

| | I. half of 2018 | I. half of 2019 |
|---------------------------------|-----------------|-----------------|
| Persons taken over to the SR | 28 | 43 |
| Persons handed over from the SR | 9 | 11 |

Note:

This table regards persons handed over and taken over within the reference period regardless the period in which they were apprehended for illegal migration by authority of the SR or other country.

Effective transfers according to the Dublin Regulation – if the SR hands over (returns) the third country national to other member state, that is competent for decision in asylum procedure, or the SR takes over the third country national from other member state, as SR is competent for decision in asylum procedure.

Persons taken over to the SR from individual countries according to the Dublin regulation in I. half of 2019 disaggregated by nationality

| Nationality | Total | Thereof over from: | | | |
|--------------|-----------|--------------------|-----------|----------|----------|
| | | AT | DE | CH | SE |
| Iran | 24 | 12 | 7 | 4 | 1 |
| Armenia | 8 | - | 8 | - | - |
| Afghanistan | 3 | 1 | 2 | - | - |
| Russia | 3 | - | 3 | - | - |
| India | 2 | 1 | 1 | - | - |
| China (PRC) | 1 | - | 1 | - | - |
| Mongolia | 1 | - | - | - | 1 |
| Turkey | 1 | - | 1 | - | - |
| TOTAL | 43 | 14 | 23 | 4 | 2 |

Persons taken over to the SR from individual countries according to the Dublin regulation in I. half of 2018 disaggregated by nationality

| Nationality | Total | Thereof over from: | | | | | | | |
|--------------|-----------|--------------------|-----------|----------|----------|----------|----------|----------|----------|
| | | AT | DE | FI | FR | GB | CH | NO | SE |
| Azerbaijan | 11 | - | 11 | - | - | - | - | - | - |
| Georgia | 5 | - | - | 1 | 1 | - | 2 | - | 1 |
| China (PRC) | 3 | 2 | 1 | - | - | - | - | - | - |
| Eritrea | 2 | - | - | - | - | - | 2 | - | - |
| Russia | 2 | - | 2 | - | - | - | - | - | - |
| Algeria | 1 | 1 | - | - | - | - | - | - | - |
| India | 1 | 1 | - | - | - | - | - | - | - |
| Iran | 1 | - | - | - | - | 1 | - | - | - |
| Morocco | 1 | 1 | - | - | - | - | - | - | - |
| Turkey | 1 | - | - | - | - | - | - | 1 | - |
| TOTAL | 28 | 5 | 14 | 1 | 1 | 1 | 4 | 1 | 1 |

Persons handed over from the SR from individual countries according to the Dublin regulation in I. half of 2019 disaggregated by nationality

| Nationality | Total | Thereof handed over to: | | | | | | |
|--------------|-----------|-------------------------|----------|----------|----------|----------|----------|----------|
| | | RO | DE | AT | NL | ES | CZ | BG |
| Iran | 5 | 4 | 1 | - | - | - | - | - |
| Afghanistan | 1 | - | - | - | - | - | - | 1 |
| Benin | 1 | - | - | - | 1 | - | - | - |
| Unknown | 1 | - | - | 1 | - | - | - | - |
| Nigeria | 1 | - | - | - | - | 1 | - | - |
| Pakistan | 1 | - | 1 | - | - | - | - | - |
| Ukraine | 1 | - | - | - | - | - | 1 | - |
| TOTAL | 11 | 4 | 2 | 1 | 1 | 1 | 1 | 1 |

Persons handed over from the SR from individual countries according to the Dublin regulation in I. half of 2018 disaggregated by nationality

| Nationality | Total | Thereof handed over to: | | | |
|--------------|----------|-------------------------|----------|----------|----------|
| | | AT | BG | DE | PL |
| Afghanistan | 3 | - | 3 | - | - |
| Pakistan | 2 | - | 2 | - | - |
| Algeria | 1 | - | - | 1 | - |
| Iran | 1 | 1 | - | - | - |
| Russia | 1 | - | - | 1 | - |
| Ukraine | 1 | - | - | - | 1 |
| TOTAL | 9 | 1 | 5 | 2 | 1 |

AT- Austria
 DE - Germany
 CH – Switzerland
 GB – United Kingdom
 ES - Spain
 FR - France
 BG – Bulgaria

SE – Sweden
 NO – Norway
 NL - Netherland
 PL - Poland
 FI – Finland
 CZ - Czech Republic
 RO – Romania

2.8.4 Police Detention Centres for Foreigners

Number of placed foreigners (real number of persons) and outcomes of detention within the PDCF – return, release

| | | Total | PDCF Medved'ov | PDCF Sečovce |
|---|--|-----------|----------------|--------------|
| 1 | Number of placed persons from the previous period remaining detained on the 1.1.2019 (stock) | 31 | 17 | 14 |
| 2 | Number of persons placed during I. half of 2019* | 67 | 38 | 29 |
| 3 | Number of placed persons remaining detained on the 30.06.2019 (stock) | 19 | 11 | 8 |
| Number of released/returned persons from PDCF during I. half of 2019 (1+2-3) | | 79 | 44 | 35 |
| Thereof**: | Readmission | 2 | 2 | - |
| | Dublin | 11 | 5 | 6 |
| | AVR | 13 | 3 | 10 |
| | Other way of return | 28 | 21 | 7 |
| | Released | 25 | 13 | 12 |
| Number of persons, who have applied for asylum during their detention in PDCF | | 11 | 7 | 4 |

*one person is counted only once in respective PDCF, regardless number of their placement (release, new detention, repeated placement),

**one person is counted only once in PDCF according the respective disaggregation, e. g. if the return was carried out according the readmission agreement, the person is counted only in the category "Readmission", not in the category "Other way of return"; or if the person was released and has been detained again, the repeated placement is not counted.

Note:

Other way of return – forced return (which is not a readmission, Dublin neither Assisted voluntary return) performed via External Air border BCP or External Land border BCP.

Number of foreigners released/removed from PDCF Medved'ov in I. half of 2019 by nationality

| Nationality | Number of released/returned foreigners | Readmission | Dublin | AVR | Other way of return | Released |
|------------------------|--|-------------|----------|----------|---------------------|-----------|
| Afghanistan | 12 | - | 1 | 1 | - | 10 |
| Serbia | 10 | - | - | 1 | 9 | - |
| Ukraine | 6 | - | 1 | - | 5 | - |
| Pakistan | 3 | - | 1 | - | - | 2 |
| Georgia | 2 | - | - | - | 2 | - |
| Viet Nam | 2 | - | - | 1 | - | 1 |
| Benin | 1 | - | 1 | - | - | - |
| Bosnia and Herzegovina | 1 | - | - | - | 1 | - |
| Jordan | 1 | 1 | - | - | - | - |
| Canada | 1 | - | - | - | 1 | - |
| North Macedonia | 1 | 1 | - | - | - | - |
| Morocco | 1 | - | - | - | 1 | - |
| Nigeria | 1 | - | 1 | - | - | - |
| Kosovo | 1 | - | - | - | 1 | - |
| Turkey | 1 | - | - | - | 1 | - |
| TOTAL | 44 | 2 | 5 | 3 | 21 | 13 |

Number of foreigners released/removed from PDCF Sečovce in I. half of 2019 by nationality

| Nationality | Number of released/returned foreigners | Readmission | Dublin | AVR | Other way of return | Released |
|--------------|--|-------------|----------|-----------|---------------------|-----------|
| Iraq | 6 | - | - | 6 | - | - |
| Iran | 6 | - | 5 | - | - | 1 |
| Afghanistan | 5 | - | - | - | - | 5 |
| Albania | 4 | - | - | - | 4 | - |
| Sudan | 4 | - | - | - | - | 4 |
| Belarus | 2 | - | - | - | 2 | - |
| Moldova | 2 | - | - | 2 | - | - |
| Ukraine | 2 | - | - | 1 | 1 | - |
| Stateless | 1 | - | - | - | - | 1 |
| Unknown | 1 | - | 1 | - | - | - |
| Nigeria | 1 | - | - | - | - | 1 |
| Pakistan | 1 | - | - | 1 | - | - |
| TOTAL | 35 | 0 | 6 | 10 | 7 | 12 |

Activities of PDCF Medved'ov/Sečovce in I. half of: 2018 and 2019

| Activity of PDCF | PDCF Medved'ov | | PDCF Sečovce | |
|--|-----------------|-----------------|-----------------|-----------------|
| | I. half of 2018 | I. half of 2019 | I. half of 2018 | I. half of 2019 |
| Number of placements | 81 | 41 | 202 | 53 |
| Number of releases | 19 | 16 | 184 | 21 |
| Applications for issue of ETD | 34 | 14 | - | 9 |
| Applications for issue of ETD for other units | 17 | 10 | - | 3 |
| Number of ETDs issued for PDCF | 8 | 13 | - | 1 |
| Number of ETDs issued for other units | 4 | 2 | - | 3 |
| Escorts related to conducted returns | 44 | 25 | 3 | 6 |
| Removal by air with escort | 9 | 4 | 3 | 5 |
| Escorts by air of UMs from CH Dľaň Medzilaborce for the purpose of the Dublin transfer | - | - | - | - |
| Other escorts | 53 | 29 | 72 | 27 |
| Transports (from CZE to UKR) | 18 | 6 | - | 10 |
| Assistance by transport from AUT to POL | 2 | - | - | - |

Note:

Number of placements: number of all placements (one person may be listed more than once),

Number of releases: number of releases according Art. 90/2/b of Act on stay of foreigners or due to reason of relocation to other PDCF (one person may be listed more than once).

2.8.5 Return decisions and effective returns

Overview of return decisions issued in I. half of 2019

| Nationality | Total | Illegal migration | | Other | |
|------------------------|------------|-------------------|-----------|-----------|-----------|
| | | AR | JR | AR | JR |
| Ukraine | 637 | 589 | 28 | 11 | 9 |
| Serbia | 91 | 84 | 3 | 2 | 2 |
| Viet Nam | 20 | 20 | - | - | - |
| Turkey | 18 | 15 | 1 | - | 2 |
| Moldova | 17 | 16 | - | - | 1 |
| Bangladesh | 13 | 13 | - | - | - |
| Russia | 13 | 13 | - | - | - |
| Afghanistan | 11 | 11 | - | - | - |
| Yemen | 11 | 11 | - | - | - |
| North Macedonia | 11 | 11 | - | - | - |
| Albania | 8 | 5 | 3 | - | - |
| Iran | 8 | 8 | - | - | - |
| Iraq | 7 | 7 | - | - | - |
| Sri Lanka | 7 | 7 | - | - | - |
| Bosnia and Herzegovina | 6 | 6 | - | - | - |
| Georgia | 6 | 4 | 2 | - | - |
| Pakistan | 5 | 5 | - | - | - |
| Poland | 4 | - | 1 | 3 | - |
| Azerbaijan | 3 | 3 | - | - | - |
| Brazil | 3 | 3 | - | - | - |
| Israel | 3 | 2 | 1 | - | - |
| Uzbekistan | 3 | 2 | 1 | - | - |
| Belarus | 2 | 1 | 1 | - | - |
| Bulgaria | 2 | - | - | 1 | 1 |
| India | 2 | 2 | - | - | - |
| Colombia | 2 | 2 | - | - | - |
| Korean Republic | 2 | 2 | - | - | - |
| Hungary | 2 | - | - | 1 | 1 |
| Romania | 2 | - | 1 | 1 | - |
| Somalia | 2 | 2 | - | - | - |
| Algeria | 1 | 1 | - | - | - |
| Armenia | 1 | 1 | - | - | - |
| Stateless | 1 | 1 | - | - | - |
| Philippines | 1 | 1 | - | - | - |
| Guatemala | 1 | - | - | - | 1 |
| Croatia | 1 | - | - | - | 1 |
| Jordan | 1 | 1 | - | - | - |
| Cameroon | 1 | 1 | - | - | - |
| Canada | 1 | 1 | - | - | - |
| Kazakhstan | 1 | 1 | - | - | - |
| Kenya | 1 | 1 | - | - | - |
| Mexico | 1 | 1 | - | - | - |
| Syria | 1 | 1 | - | - | - |
| Thailand | 1 | 1 | - | - | - |
| Tunisia | 1 | 1 | - | - | - |
| Turkmenistan | 1 | 1 | - | - | - |
| TOTAL | 937 | 858 | 42 | 19 | 18 |

Overview of return decisions issued in I. half of 2018

| Nationality | Total | Illegal migration | | Other | |
|------------------------|--------------|-------------------|-----------|-----------|-----------|
| | | AR | JR | AR | JR |
| Ukraine | 812 | 738 | 63 | 4 | 7 |
| Serbia | 113 | 91 | 8 | 4 | 10 |
| Viet Nam | 90 | 80 | 10 | - | - |
| Moldova | 46 | 46 | - | - | - |
| Bosnia and Herzegovina | 15 | 8 | - | 5 | 2 |
| Afghanistan | 11 | 11 | - | - | - |
| Russia | 11 | 11 | - | - | - |
| Azerbaijan | 10 | 10 | - | - | - |
| Pakistan | 10 | 10 | - | - | - |
| Macedonia (FYROM) | 9 | 9 | - | - | - |
| Turkey | 8 | 8 | - | - | - |
| Hungary | 5 | - | 4 | 1 | - |
| China (PRC) | 4 | 3 | - | 1 | - |
| Iraq | 4 | 4 | - | - | - |
| Czech Republic | 3 | - | - | 1 | 2 |
| Georgia | 3 | 3 | - | - | - |
| India | 3 | 3 | - | - | - |
| Romania | 3 | - | 1 | 1 | 1 |
| Albania | 2 | 1 | 1 | - | - |
| Belarus | 2 | 1 | - | - | 1 |
| Montenegro | 2 | 2 | - | - | - |
| Iran | 2 | 2 | - | - | - |
| Canada | 2 | 2 | - | - | - |
| Korean Republic | 2 | 2 | - | - | - |
| Germany | 2 | - | - | - | 2 |
| Palestine | 2 | 2 | - | - | - |
| Syria | 2 | 1 | 1 | - | - |
| Algeria | 1 | 1 | - | - | - |
| Benin | 1 | 1 | - | - | - |
| Bulgaria | 1 | - | - | - | 1 |
| Egypt | 1 | 1 | - | - | - |
| Guinea | 1 | 1 | - | - | - |
| Croatia | 1 | - | - | 1 | - |
| South Africa | 1 | 1 | - | - | - |
| Cameroon | 1 | 1 | - | - | - |
| Kyrgyzstan | 1 | 1 | - | - | - |
| Colombia | 1 | 1 | - | - | - |
| Kuwait | 1 | 1 | - | - | - |
| Lebanon | 1 | 1 | - | - | - |
| Lithuania | 1 | - | - | - | 1 |
| Latvia | 1 | - | 1 | - | - |
| Mexico | 1 | 1 | - | - | - |
| Nigeria | 1 | 1 | - | - | - |
| Poland | 1 | - | - | - | 1 |
| United States, USA | 1 | 1 | - | - | - |
| Tajikistan | 1 | - | 1 | - | - |
| Thailand | 1 | 1 | - | - | - |
| TOTAL | 1 198 | 1 062 | 90 | 18 | 28 |

Note:

Overview contains information on to how many foreigners a decision on removal (AR or JR) was issued during the reference period (more than 1 decision might be issued to one person), regardless of when they have been detained.

- **Illegal migration AR/JR** – foreigners to whom the decision on administrative or judicial removal (AR, JR) was issued for the reasons related to illegal migration (IBC and IS)
- **Other** – foreigners to whom a decision on administrative or judicial removal (AR, JR) has been issued for the reasons, which do not relate to illegal migration (breach or not fulfilling general legal conditions with no connections to illegal migration).

Nationality of each foreigner in the overview is that one, he/she reported during removal procedure in the SR.

Overview of effective returns from the SR in I. half of 2019

| Nationality | Total | AR | | JR | |
|------------------------|------------|----------------------|-----------|----------------------|-----------|
| | | of illegal migration | Other | of illegal migration | Other |
| Ukraine | 609 | 560 | 11 | 29 | 9 |
| Serbia | 36 | 32 | - | 3 | 1 |
| Viet Nam | 17 | 17 | - | - | - |
| Turkey | 14 | 11 | - | 1 | 2 |
| Russia | 13 | 13 | - | - | - |
| Moldova | 10 | 9 | - | - | 1 |
| Bangladesh | 9 | 9 | - | - | - |
| Sri Lanka | 7 | 7 | - | - | - |
| Iraq | 6 | 6 | - | - | - |
| Iran | 6 | 6 | - | - | - |
| Afghanistan | 5 | 5 | - | - | - |
| Albania | 5 | 2 | - | 3 | - |
| Georgia | 5 | 3 | - | 2 | - |
| Azerbaijan | 3 | 3 | - | - | - |
| North Macedonia | 3 | 3 | - | - | - |
| Pakistan | 3 | 3 | - | - | - |
| Uzbekistan | 3 | 2 | - | 1 | - |
| Belarus | 2 | 1 | - | 1 | - |
| India | 2 | 2 | - | - | - |
| Somalia | 2 | 2 | - | - | - |
| Armenia | 1 | 1 | - | - | - |
| Benin | 1 | - | - | 1 | - |
| Stateless | 1 | 1 | - | - | - |
| Bosnia and Herzegovina | 1 | 1 | - | - | - |
| Bulgaria | 1 | - | - | - | 1 |
| Czech Republic | 1 | - | - | - | 1 |
| Philippines | 1 | 1 | - | - | - |
| Croatia | 1 | - | - | - | 1 |
| Israel | 1 | - | - | 1 | - |
| Jordan | 1 | 1 | - | - | - |
| Canada | 1 | 1 | - | - | - |
| Kazakhstan | 1 | 1 | - | - | - |
| Kenya | 1 | 1 | - | - | - |
| Hungary | 1 | - | - | - | 1 |
| Morocco | 1 | - | - | 1 | - |
| Mongolia | 1 | 1 | - | - | - |
| Kosovo | 1 | - | - | 1 | - |
| Poland | 1 | - | - | 1 | - |
| Romania | 1 | - | - | 1 | - |
| Syria | 1 | 1 | - | - | - |
| Thailand | 1 | 1 | - | - | - |
| TOTAL | 781 | 707 | 11 | 46 | 17 |

Overview of effective returns from the SR in I. half of 2018

| Nationality | Total | AR | | JR | |
|------------------------|------------|----------------------|----------|----------------------|-----------|
| | | of illegal migration | Other | of illegal migration | Other |
| Ukraine | 756 | 685 | 1 | 63 | 7 |
| Viet Nam | 78 | 68 | - | 10 | - |
| Serbia | 31 | 14 | 1 | 7 | 9 |
| Azerbaijan | 10 | 10 | - | - | - |
| Moldova | 9 | 9 | - | - | - |
| Russia | 7 | 7 | - | - | - |
| Afghanistan | 6 | 5 | - | 1 | - |
| Bosnia and Herzegovina | 4 | 2 | - | - | 2 |
| Iraq | 4 | 4 | - | - | - |
| Hungary | 4 | - | - | 4 | - |
| Romania | 3 | - | - | 3 | - |
| Turkey | 3 | 3 | - | - | - |
| Belarus | 2 | 1 | - | - | 1 |
| Czech Republic | 2 | - | - | 1 | 1 |
| Georgia | 2 | 2 | - | - | - |
| Iran | 2 | 1 | - | 1 | - |
| Pakistan | 2 | 2 | - | - | - |
| Albania | 1 | - | - | 1 | - |
| Algeria | 1 | 1 | - | - | - |
| Bulgaria | 1 | - | - | - | 1 |
| China (PRC) | 1 | - | 1 | - | - |
| Egypt | 1 | 1 | - | - | - |
| Canada | 1 | 1 | - | - | - |
| Kyrgyzstan | 1 | 1 | - | - | - |
| Korean Republic | 1 | 1 | - | - | - |
| Lebanon | 1 | 1 | - | - | - |
| Lithuania | 1 | - | - | - | 1 |
| Latvia | 1 | - | - | 1 | - |
| Macedonia (FYROM) | 1 | 1 | - | - | - |
| Germany | 1 | - | - | - | 1 |
| Nigeria | 1 | - | - | 1 | - |
| Syria | 1 | 1 | - | - | - |
| Tajikistan | 1 | - | - | 1 | - |
| Thailand | 1 | 1 | - | - | - |
| Tunisia | 1 | 1 | - | - | - |
| TOTAL | 943 | 823 | 3 | 94 | 23 |

Note:

The overview contains number of all executions of decisions of administrative or judiciary removal from the SR (process of return of foreigner – regardless whether voluntary or forced), that took place within the reference period, regardless when the person has been apprehended and regardless, when the decision was issued. The overview also contains executions of removal decisions issued by other Member State. The nationality listed is that one valid by the time of execution of the decision.

Effective returns from the territory of the SR disaggregated by country of return in I. half of: 2018 and 2019

| | Total | OF ILLEGAL MIGRATION | | OTHER | |
|-----------------|-------|----------------------|-----------------|------------------|-----------------|
| | | to third country | to member state | to third country | to member state |
| I. half of 2018 | 943 | 908 | 9 | 12 | 14 |
| I. half of 2019 | 781 | 743 | 10 | 16 | 12 |

Effective returns of illegal migrants from the territory of the SR to third country in I. half of 2019 by the type of return

| Nationality | Total | FORCED RETURNS | | | VOLUNTARY RETURNS | | |
|------------------------|------------|--------------------------|--------------------------|-----------|---|---------------------------------|-----------|
| | | Via external land border | Via internal land border | By air | Voluntary departure | | AVR (IOM) |
| | | | | | After fulfilling obligation to leave the SR | At BCPs - departing from the SR | |
| Ukraine | 588 | 35 | - | - | 74 | 470 | 9 |
| Serbia | 33 | - | 2 | 7 | 1 | - | 23 |
| Viet Nam | 17 | 16 | - | - | - | - | 1 |
| Russia | 13 | 6 | - | - | 3 | 3 | 1 |
| Turkey | 12 | 11 | - | - | - | - | 1 |
| Bangladesh | 9 | 8 | - | - | - | - | 1 |
| Moldova | 9 | 1 | - | - | - | 6 | 2 |
| Sri Lanka | 7 | 7 | - | - | - | - | - |
| Iraq | 6 | - | - | - | - | - | 6 |
| Iran | 6 | - | - | - | 1 | - | 5 |
| Georgia | 5 | 1 | - | 2 | 1 | - | 1 |
| Afghanistan | 4 | 2 | - | - | - | - | 2 |
| Albania | 3 | - | - | 1 | 2 | - | - |
| Azerbaijan | 3 | 3 | - | - | - | - | - |
| North Macedonia | 3 | - | - | 1 | - | - | 2 |
| Pakistan | 3 | 2 | - | - | - | - | 1 |
| Uzbekistan | 3 | 3 | - | - | - | - | - |
| Belarus | 2 | - | - | 2 | - | - | - |
| India | 2 | 2 | - | - | - | - | - |
| Somalia | 2 | 2 | - | - | - | - | - |
| Armenia | 1 | - | - | - | - | - | 1 |
| Stateless | 1 | - | - | - | - | 1 | - |
| Bosnia and Herzegovina | 1 | - | - | 1 | - | - | - |
| Philippines | 1 | - | - | - | - | 1 | - |
| Israel | 1 | 1 | - | - | - | - | - |
| Canada | 1 | - | - | 1 | - | - | - |
| Kazakhstan | 1 | - | - | - | 1 | - | - |
| Kenya | 1 | - | - | - | - | - | 1 |
| Morocco | 1 | - | - | 1 | - | - | - |
| Mongolia | 1 | - | - | - | - | - | 1 |
| Kosovo | 1 | - | - | 1 | - | - | - |
| Romania | 1 | 1 | - | - | - | - | - |
| Thailand | 1 | - | - | - | - | - | 1 |
| TOTAL | 743 | 101 | 2 | 17 | 83 | 481 | 59 |

Effective returns of illegal migrants from the territory of the SR to third country in I. half of 2018 by the type of return

| Nationality | Total | FORCED RETURNS | | | VOLUNTARY RETURNS | | |
|------------------------|------------|--------------------------|--------------------------|-----------|---|---------------------------------|-----------|
| | | Via external land border | Via internal land border | By air | Voluntary departure | | AVR (IOM) |
| | | | | | After fulfilling obligation to leave the SR | At BCPs - departing from the SR | |
| Ukraine | 748 | 72 | - | - | 91 | 578 | 7 |
| Viet Nam | 78 | 66 | - | - | - | - | 12 |
| Serbia | 19 | - | - | 12 | 2 | - | 5 |
| Azerbaijan | 10 | 3 | - | - | - | - | 7 |
| Moldova | 9 | 1 | - | - | - | 7 | 1 |
| Afghanistan | 6 | 4 | - | 2 | - | - | - |
| Russia | 6 | 2 | - | - | 2 | 2 | - |
| Iraq | 4 | 2 | - | - | - | - | 2 |
| Hungary | 3 | 3 | - | - | - | - | - |
| Turkey | 3 | 3 | - | - | - | - | - |
| Bosnia and Herzegovina | 2 | - | - | - | 1 | - | 1 |
| Georgia | 2 | - | - | - | - | - | 2 |
| Pakistan | 2 | 2 | - | - | - | - | - |
| Albania | 1 | - | - | 1 | - | - | - |
| Belarus | 1 | 1 | - | - | - | - | - |
| Egypt | 1 | - | - | 1 | - | - | - |
| Iran | 1 | - | - | - | 1 | - | - |
| Canada | 1 | - | - | - | - | - | 1 |
| Kyrgyzstan | 1 | 1 | - | - | - | - | - |
| Korean Republic | 1 | - | - | - | - | - | 1 |
| Lebanon | 1 | - | - | - | - | - | 1 |
| Latvia | 1 | 1 | - | - | - | - | - |
| Macedonia (FYROM) | 1 | - | - | - | - | - | 1 |
| Nigeria | 1 | - | - | 1 | - | - | - |
| Romania | 1 | 1 | - | - | - | - | - |
| Syria | 1 | 1 | - | - | - | - | - |
| Tajikistan | 1 | 1 | - | - | - | - | - |
| Thailand | 1 | - | - | - | 1 | - | - |
| Tunisia | 1 | - | - | - | - | - | 1 |
| TOTAL | 908 | 164 | 0 | 17 | 98 | 587 | 42 |

Notes:

Forced return to the third country is execution of decision on administrative or judiciary removal by the escort carried out by the unit of PF: a) via external land border, b) via internal land border or c) by air to the third country. This kind of execution of decision on AR/JR can also be a readmission, if the person is handed over according the readmission agreement.

Voluntary departure to the third country is: a) voluntary fulfilling the obligation to leave the territory of the SR within the period mentioned in the decision on AR due to IS detected inland (fulfilling of obligation is recorded at the BCP; or b) leave of the territory of the SR due to IS detected at the BCP at departure from SR, for which a decision on AR has been issued.

Effective returns of illegal migrants from the territory of the SR to other Member State in I. half of 2019 by the type of return

| Nationality | Total | Readmission | Dublin regulation | Other way of effective return |
|--------------|-----------|-------------|-------------------|-------------------------------|
| Serbia | 2 | - | - | 2 |
| Albania | 2 | - | - | 2 |
| Afghanistan | 1 | - | 1 | - |
| Benin | 1 | - | 1 | - |
| Jordan | 1 | 1 | - | - |
| Poland | 1 | - | - | 1 |
| Syria | 1 | - | - | 1 |
| Ukraine | 1 | - | - | 1 |
| TOTAL | 10 | 1 | 2 | 7 |

Effective returns of illegal migrants from the territory of the SR to other Member State in I. half of 2018 by the type of return

| Nationality | Total | Readmission | Dublin regulation | Other way of effective return |
|----------------|----------|-------------|-------------------|-------------------------------|
| Serbia | 2 | - | - | 2 |
| Romania | 2 | - | - | 2 |
| Algeria | 1 | - | - | 1 |
| Czech Republic | 1 | - | - | 1 |
| Iran | 1 | - | 1 | - |
| Hungary | 1 | - | - | 1 |
| Russia | 1 | - | - | 1 |
| TOTAL | 9 | 0 | 1 | 8 |

Note:

Types of return in accordance with readmission agreement and Dublin regulation are considered as forced returns.

Effective returns in accordance with Dublin Regulation regard only those Dublin transfers based on decisions on administrative or judiciary returns.

Other way of effective return – execution of decision on AR or JR might be carried out as: a) escort by Police unit to the territory of other member state, if the foreigner, to whom a decision on AR/JR was issued, has valid residence permit or is authorized to stay on the territory of respective member state (country of return) or based on European arrest warrant; b) as voluntarily fulfilling the obligation to leave within the period stated in the decision on AR to a member state out of Schengen area based on detection of unauthorized stay inland or at the BCP when departing from the territory of SR.

2.9 Unauthorized transport of cigarettes through external border

Overview of number of detected smuggled cigarettes through the external border (Art. 279 CC) by individual months of I. half of 2019

| Month | Total number of cigarettes | Land border | | | Airports | | |
|--------------|----------------------------|----------------|----------|----------------|----------|----------|----------|
| | | Total | Thereof: | | Total | Thereof: | |
| | | | from SR | to SR | | from SR | to SR |
| January | 3 760 | 3 760 | - | 3 760 | - | - | - |
| February | 0 | - | - | - | - | - | - |
| March | 71 840 | 71 840 | - | 71 840 | - | - | - |
| April | 107 300 | 107 300 | - | 107 300 | - | - | - |
| May | 135 600 | 135 600 | - | 135 600 | - | - | - |
| June | 600 | 600 | - | 600 | - | - | - |
| TOTAL | 319 100 | 319 100 | 0 | 319 100 | 0 | 0 | 0 |

Smuggled cigarettes detected by units of DBFP Sobrance in I. half of 2019 by place of detection

| | | Number of cases | Number of cigarettes | Value in € |
|------------------------------------|------------|-----------------|----------------------|------------------|
| Cigarettes detected at BCPs | | 4 | 123 840 | 16 866,95 |
| Thereof: | In trains | 4 | 123 840 | 16 866,95 |
| Cigarettes detected Inland | | 8 | 195 260 | 28 333,98 |
| Thereof: | In cars | 3 | 6 060 | 964,10 |
| | In forest | 2 | 73 600 | 10 585,41 |
| | In river | 1 | 5 000 | 530,72 |
| | In village | 2 | 110 600 | 16 253,75 |
| TOTAL | | 12 | 319 100 | 45 200,93 |

Smuggled cigarettes detected by individual units of DBAP Sobrance in I. half of 2019 by place of detection

| | | Number of cases | Number of cigarettes | Value in € |
|----------------------------------|----------------------|------------------------|-----------------------------|-------------------|
| BCU PF Zboj | | - | - | - |
| BCU PF Topoľa | | - | - | - |
| BCU PF Ulič | | - | - | - |
| BCU PF Vyšné Nemecké | | 1 | 25 600 | 2 618,37 |
| Thereof: | Inland in forest | 1 | 25 600 | 2 618,37 |
| BCU PF Ubľa | | 2 | 2 300 | 346,32 |
| Thereof: | Inland in cars | 2 | 2 300 | 346,32 |
| BCU PF Podhorod' | | - | - | - |
| BCU PF Petrovce | | - | - | - |
| BCU PF Maťovské Vojkovce | | 3 | 123 600 | 16 831,70 |
| Thereof: | At the BCP in trains | 3 | 123 600 | 16 831,70 |
| BCU PF Veľké Slemence | | 1 | 110 000 | 16 154,16 |
| Thereof: | Inland in village | 1 | 110 000 | 16 154,16 |
| BCU PF Čierna nad Tisou | | 2 | 5 240 | 565,97 |
| Thereof: | At the BCP in trains | 1 | 240 | 35,25 |
| | Inland in river | 1 | 5 000 | 530,72 |
| MIU PF DBFP DBFP Sobrance | | 3 | 52 360 | 8 684,41 |
| Thereof: | Inland in cars | 1 | 3 760 | 617,78 |
| | Inland in forest | 1 | 48 000 | 7 967,04 |
| | Inland in village | 1 | 600 | 99,59 |
| TOTAL | | 12 | 319 100 | 45 200,93 |

2.10 Positive hits in Police databases

Overview of number of apprehended persons, vehicles and items based on searching in police databases in I. half of 2019

| | | Total | Thereof: | | | | |
|-----------------------------|----------------------|-------------------------|-----------------|------------------|-------------|---------------|-----|
| | | | DBFP Bratislava | DBFP B. Bystrica | DBFP Prešov | DBFP Sobrance | |
| persons | Total | 1 419 | 266 | 2 | 84 | 1 067 | |
| | SIS | Third country nationals | 973 | 74 | - | 9 | 890 |
| | | EU nationals | 366 | 164 | 1 | 48 | 153 |
| | PATROS and INTERPOL | Third country nationals | 22 | 3 | 1 | - | 18 |
| | | EU nationals | 58 | 25 | - | 27 | 6 |
| vehicles | Total | 41 | 0 | 0 | 0 | 41 | |
| | PATRMV and INTERPOL | 0 | - | - | - | - | |
| | SIS | 41 | - | - | - | 41 | |
| items (including documents) | Total | 408 | 86 | 0 | 13 | 309 | |
| | PATRDOC and INTERPOL | 246 | 59 | - | 11 | 176 | |
| | SIS | 162 | 27 | - | 2 | 133 | |
| persons, vehicles and items | Total | 12 | 0 | 0 | 0 | 12 | |
| | IBO | 12 | - | - | - | 12 | |

Overview of number of apprehended persons, vehicles and items based on searching in police databases in I. half of 2018

| | | Total | Thereof: | | | | |
|-----------------------------|----------------------|-------------------------|-----------------|------------------|-------------|---------------|-----|
| | | | DBFP Bratislava | DBFP B. Bystrica | DBFP Prešov | DBFP Sobrance | |
| persons | Total | 1 134 | 214 | 1 | 87 | 832 | |
| | SIS | Third country nationals | 746 | 35 | - | 11 | 700 |
| | | EU nationals | 258 | 128 | - | 27 | 103 |
| | PATROS and INTERPOL | Third country nationals | 50 | 22 | - | 10 | 18 |
| | | EU nationals | 80 | 29 | 1 | 39 | 11 |
| vehicles | Total | 69 | 0 | 0 | 0 | 69 | |
| | PATRMV and INTERPOL | 2 | - | - | - | 2 | |
| | SIS | 67 | - | - | - | 67 | |
| items (including documents) | Total | 256 | 63 | 0 | 17 | 176 | |
| | PATRDOC and INTERPOL | 129 | 32 | - | 13 | 84 | |
| | SIS | 127 | 31 | - | 4 | 92 | |
| persons, vehicles and items | Total | 16 | 0 | 0 | 0 | 16 | |
| | IBO | 16 | - | - | - | 16 | |



Processed by:

**Risk Analysis and Coordination Department
Bureau of Border and Foreign Police
Presidium of the Police Force**

**Ružinovská 1/B, 812 72 Bratislava
Tel: +421961050770, Fax: +421961059170
Email: uhcp@minv.sk
oark.uhcp@minv.sk
Internet: <http://www.minv.sk/?rocenky>
Intranet: <http://info.minv.sk/pz/uhcp/>**