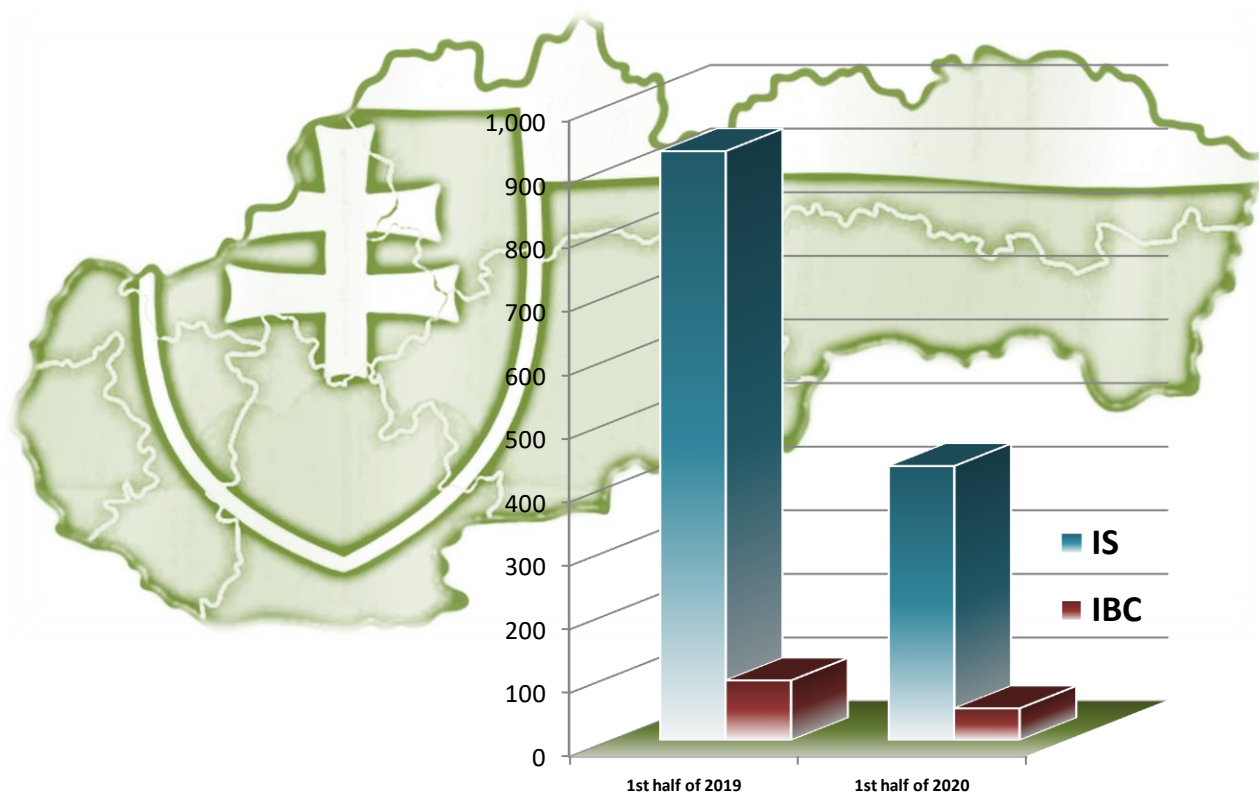


Presidium of the Police Force
Bureau of Border and Foreign Police

Statistical Overview of Legal and Illegal Migration in the Slovak Republic



1st HALF OF 2020

CONTENT

1	LEGAL MIGRATION	7
1.1	Legal Migration by Border Type.....	7
1.2	Stay of Foreigners in the Slovak Republic.....	9
1.3	Visas.....	19
2	ILLEGAL MIGRATION	22
2.1	Illegal Crossings of State Border of the Slovak Republic.....	26
2.2	Illegal Stay on the Territory of the Slovak Republic.....	33
2.3	Unaccompanied Minors Apprehended for IBC and IS	49
2.4	Asylum Applications	50
2.5	False Travel, Residence and Other Documents	53
2.6	Refusal of Entry.....	57
2.7	Facilitation of Illegal Migration and Trafficking in Human Beings.....	64
2.8	Return Policy and Persons Taken over to the SR.....	68
2.8.1	Readmission.....	68
2.8.2	Voluntary returns	70
2.8.3	Dublin Transfers	71
2.8.4	Police Detention Centres for Foreigners	73
2.8.5	Return Decisions and Effective Returns	76
2.9	Unauthorized Transport of Cigarettes through External Border.....	83
2.10	Positive Hits in Police Databases	85

LIST OF ABBREVIATIONS

AR – administrative removal
AU PF – Asylum Unit of the Police Force
AVR – assisted voluntary return
BBFP – Bureau of Border and Foreign Police
BCP – Border Crossing Point
BCS – Border Crossing Stamp
BCU PF – Border Control Unit of the Police Force
CC – Criminal Code (Act No. 300/2005 Coll. the Penal Code as amended)
CH – children’s home
CVAD – Central Visa Authority Department
DAU – Document Analysis Unit
DBFP – Directorate of Border and Foreign Police
DD PF – District Directorate of the Police Force
EC – European Community
ETD – Emergency Travel Document
EU – European Union
FPD – Foreign Police Department of the Bureau of Border and Foreign Police
FPU PF – Foreign Police Unit of the Police Force
GC SR – General consulate of the SR
IBC – Illegal Border Crossing
IBO – Registry of blocked persons, vehicles and items at the Border Crossing Points
IDC – Identity Card
IOM – International Organization for Migration
IS – Illegal Stay
JR – Judicial Removal
MFA – Ministry of Foreign and European Affairs of the SR
MIU PF – Mobile Intervention Unit of the Police Force
MO MOI – Migration Office of the Ministry of Interior of the SR
MOI – Ministry of Interior of the SR
MU PF – Mobile Unit of the Police Force
NUCIM – National Unit for Combating Illegal Migration
NVIS – National Visa Information System
P PF – Presidium of the Police Force
PATRDOC – Registry of Stolen and Lost Documents
PATRMV – Registry of stolen vehicles
PATROS – Registry of Wanted and Missing Persons
PDCF – Police Detention Centre for Foreigners
PF – Police Force
RP – Residence Permit
SIS – Schengen Information System
SR – the Slovak Republic
TD – travel document
UM - unaccompanied minor
VIS – Visa Information System

DEFINITIONS OF TERMS USED

a) Internal borders - are sections of the state border of the SR, which represent the common land borders among the member states of Schengen area – what comprises sections of the state border of the SR with Austria, Hungary, Czechia, Poland and airports for intra-Schengen flights (flights to territory of member states or from their territory only, and without landing on a territory of third country),

b) External borders - are sections of the state border of the SR, which represent the common land border with non-member state, and airports, if they are not internal borders; what comprises **land border** – state border of the SR with Ukraine, and **airports**,

c) Illegal border crossing – external border (land, air) – this category includes all cases of foreigners, who attempted to cross or crossed the state border of SR illegally, regardless of direction, wherein the time period between crossing and apprehension is less than 48 hours and they were apprehended by police patrol performing border control tasks.

This category also includes cases of readmission wherein s had been apprehended out of the territory of SR by foreign authority and were returned to SR according readmission agreement after IBC from SR,

d) Illegal stay on territory of the SR – this category includes foreigners who were found illegally on the territory of the SR (stay is not in compliance with national legislation and/or international agreement); regardless the fact of entering SR legally or illegally, or this was discovered during border check at the point of departure from SR, except of IBC.

Disaggregation of illegal stay:

- Inland:

- **After legal entry to the SR** – this category includes foreigners who were apprehended inland for their illegal stay and who had entered (could enter) territory of the SR legally, but at the time of detection it came out that they are staying illegally within territory of the SR (overstayers with expired visa or residence permit, illegal work),
- **After illegal entry to the SR** – this category includes foreigners who were apprehended inland for illegal stay and who had entered territory of the SR illegally,
- **After unknown entry to the SR** – this category includes foreigners who were apprehended inland for illegal stay, but there is no evidence whether their entry to the SR was legal or illegal,

- **At the BCP at exit from the SR** broken down to land border and airports (extra-Schengen flights) – this category includes foreigners whose illegal stay was detected during border check at BCP when exiting the territory of the SR to third country,

- **After readmission from another Member State** – this category includes foreigners who were apprehended outside the territory of the SR by authority of other country and who were returned to the SR according Dublin Regulation and who has not previously been apprehended on the territory of the SR for illegal stay or according to readmission agreements or other agreements or conventions¹,

¹ For example Convention on International Civil Aviation (also known as Chicago Convention)

e) Refusal of entry to a third country national – this category includes third country nationals (except of family members of EU nationals) who were refused to enter the territory of the SR due to reasons listed in Article 14 Regulation (EU) 2016/399 of the European Parliament and of the Council of 9 March 2016 on a Union Code on the rules governing the movement of persons across borders (Schengen Borders Code),

f) Refusal of entry to an EU national and a family member of an EU national – this category includes EU nationals and family members of EU nationals who were refused to enter the territory of the SR according to provisions of Article 11 of Act on Stay of Foreigners (Act of the National Assembly of the SR No. 404/2011 coll.),

g) Foreigner – a foreigner shall be understood as everyone who is not the state citizen of the Slovak Republic,

h) EU national - is everyone who is not a SR national and who is a Member State national (Member State is an EU Member State, other state that is part of Agreement on European Economic Area and Switzerland),

i) Third country national - is everyone who is not the SR national and not the EU national (this category also includes stateless persons),

j) Illegal migrant - is a person apprehended for illegal state border crossing or illegal stay,

k) Readmission related to illegal migration – is handing over and taking over of foreigners according readmission agreements if this person previously crossed state border of the SR illegally or stayed within the territory of the SR illegally after illegal entry,

l) Visa – means an authorization issued by a Member state of the Schengen area with a view to transit through or an intended stay in the territory of the Member States. Type of visa is defined as follows:

- **Schengen visa type A (Airport transit visa)** – means a visa valid for transit through the international transit areas of one or more airports of the Member States,

- **Schengen visa type C (uniform visa, visa with limited territorial validity)** – means an authorization issued by a Member state of the Schengen area to transit through or an intended stay in the territory of the Member States of a duration of no more than 90 days in any 180 days period and to transit through the international transit areas of airports of the Member States,

- **National visa type D (long-term visa)** – means an authorization issued by a Member state of the Schengen area which is required for entry with a view to intended stay in the territory of this Member state for a period of more than three months but not more than one year.

1 LEGAL MIGRATION

1.1 Legal Migration by Border Type

Overview of persons and vehicles having crossed the external borders legally at border crossing points by the direction of crossing in the first half of 2019 and 2020

		1 st half of 2019		1 st half of 2020	
		from SR	to SR	from SR	to SR
LAND BORDER	Number of persons by direction of crossing in total	601 311	615 423	275 652	242 684
	Thereof:				
	EU nationals and Slovak nationals	159 614	159 835	50 633	46 048
	Third country nationals	441 697	455 588	225 019	196 636
	Total number of persons	1 216 734		518 336	
	Total number of vehicles by direction of crossing	144 875	139 887	74 190	73 208
	Thereof:				
	Passenger cars	114 307	108 047	46 912	48 002
	Buses	5 189	5 404	2 219	2 112
	Trucks	22 072	23 125	22 547	20 597
Passenger trains	769	769	652	652	
Cargo trains	2 538	2 542	1 860	1 845	
Total number of vehicles	284 762		147 398		
AIRPORTS	Total number of persons by direction of crossing	435 599	404 447	129 639	133 189
	Thereof:				
	EU nationals and Slovak nationals	355 990	326 072	94 642	96 630
	Third country nationals	79 609	78 375	34 997	36 559
	Total number of persons	840 046		262 828	
Total number of aircrafts by direction of crossing	3 329	3 312	1 433	1 318	
Total number of aircrafts	6 641		2 751		
Total number of persons	2 056 780		781 164		
Total number of vehicles	291 403		150 149		

Note:

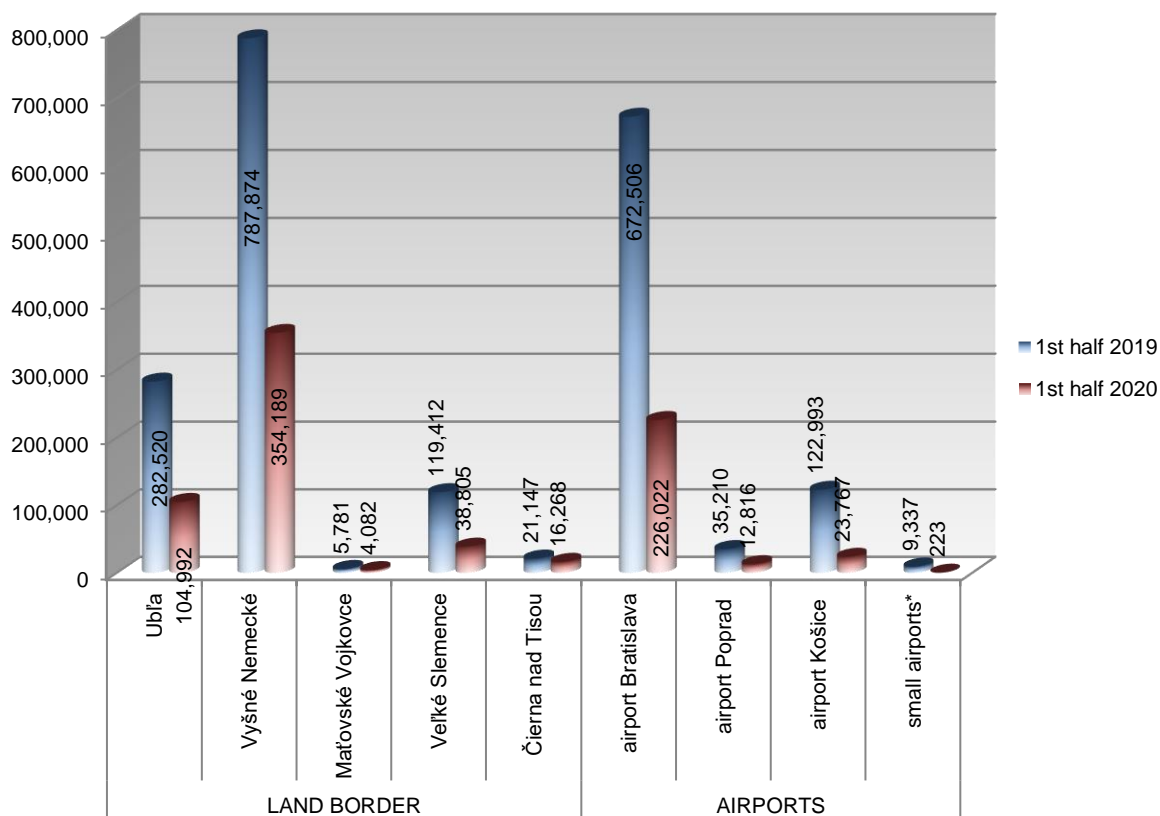
In case of airports, only passengers of non-Schengen flights are included.

Overview of persons and vehicles having crossed the external border legally by individual BCPs during the first half of 2019 and 2020

		1 st half of 2019		1 st half of 2020	
		Persons	Vehicles	Persons	Vehicles
LAND BORDER	Ubl'a	282 520	69 299	104 992	26 383
	Vyšné Nemecké	787 874	208 845	354 189	116 006
	Maťovské Vojkovce	5 781	3 046	4 082	2 049
	Veľké Slemence	119 412	-	38 805	-
	Čierna nad Tisou	21 147	3 572	16 268	2 960
AIRPORTS	letisko Bratislava	672 506	5 331	226 022	2 444
	letisko Poprad	35 210	250	12 816	108
	letisko Košice	122 993	928	23 767	143
	malé letiská*	9 337	132	223	56
TOTAL		2 056 780	291 403	781 164	150 149

* small airports (airports Piešťany, Sliac, Nitra, Žilina, Prievidza and Jasná are small airports BCPs in line with the Annex 4 of the Practical Handbook for Border Guards (Schengen Handbook))

Overview of persons having crossed the external border legally by individual BCPs during 1st half of 2019 and 2020



1.2 Stay of Foreigners in the Slovak Republic

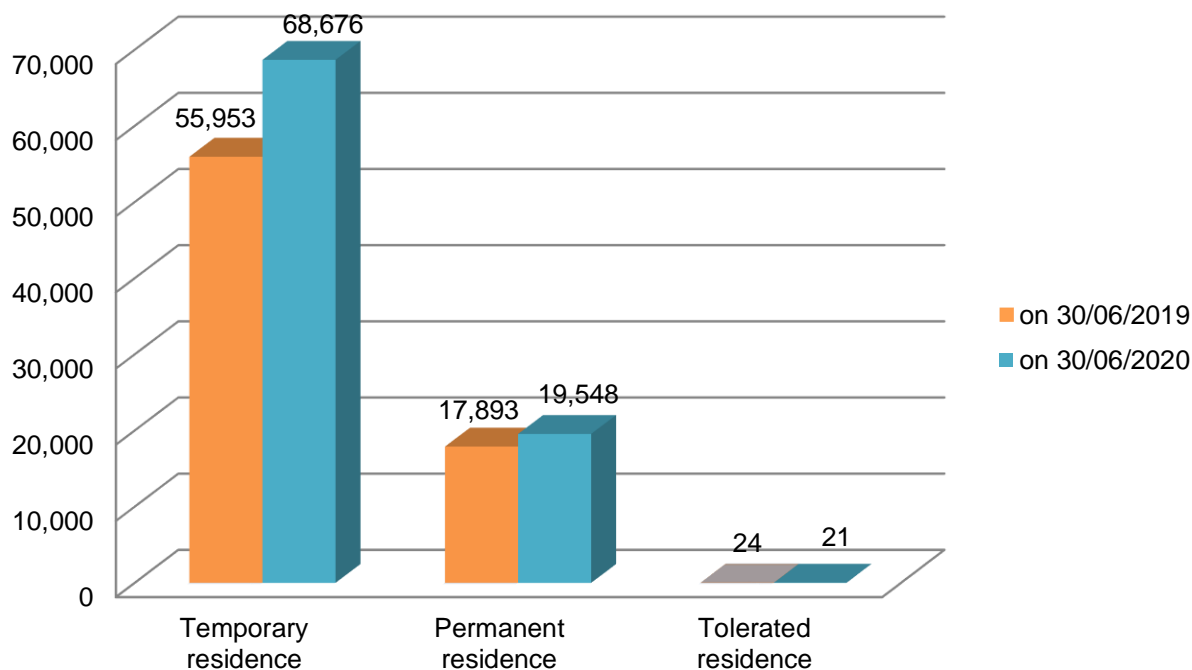
Number of valid residence permits for foreigners on 30/06/2019 and on 30/06/2020

Nationality Type	on 30/06/2019	on 30/06/2020
Third country nationals	73 870	88 245
EU nationals	56 548	57 695
TOTAL	130 418	145 940

Number of valid residence permits for third country nationals on 30/06/2019 and on 30/06/2020 by the type of residence

Type of residence	on 30/06/2019	on 30/06/2020
Temporary residence	55 953	68 676
Permanent residence	17 893	19 548
Tolerated residence	24	21
TOTAL	73 870	88 245

Number of valid residence permits for third country nationals on 30/06/2019 and on 30/06/2020 by the type of residence



Number of valid residence permits for third country nationals on 30/06/2020 - TOP 20

Nationality	on 30/06/2020			
	Total number of permits	Thereof:		
		Temporary	Permanent	Tolerated
Ukraine	39 578	34 096	5 481	1
Serbia	16 659	15 793	866	-
Viet Nam	6 413	4 545	1 867	1
Russian Federation	5 317	2 771	2 540	6
China	2 707	890	1 817	-
North Macedonia	1 683	1 063	620	-
Korean Republic	1 515	888	627	-
Iran	1 288	1 088	200	-
United States, USA	1 049	389	660	-
India	1 042	847	195	-
Bosnia and Herzegovina	951	805	146	-
Turkey	802	484	318	-
Georgia	769	719	50	-
Kazakhstan	538	400	138	-
Belarus	519	299	220	-
Thailand	498	280	218	-
Israel	363	276	87	-
Egypt	355	116	239	-
Syria	346	185	161	-
Philippines	308	193	115	-
Other nationalities	5 545	2 549	2 983	13
TOTAL	88 245	68 676	19 548	21

Number of valid residence permits for third country nationals on 30/06/2019 - TOP 20

Nationality	on 30/06/2019			
	Total number of permits	Thereof:		
		Temporary	Permanent	Tolerated
Ukraine	30 447	25 735	4 711	1
Serbia	15 522	14 748	774	-
Russian Federation	4 896	2 548	2 345	3
Viet Nam	4 505	2 714	1 791	-
China	2 614	896	1 718	-
Korean Republic	1 586	995	591	-
North Macedonia	1 464	888	576	-
Iran	1 369	1 212	157	-
United States, USA	1 026	391	635	-
Bosnia and Herzegovina	799	666	133	-
India	711	534	177	-
Turkey	696	390	306	-
Belarus	491	277	213	1
Thailand	470	278	192	-
Kazakhstan	435	323	112	-
Georgia	409	364	45	-
Syria	397	246	151	-
Israel	376	293	83	-
Egypt	354	115	239	-
Brazil	300	172	128	-
Other nationalities	5 003	2 168	2 816	19
TOTAL	73 870	55 953	17 893	24

Number of valid residence permits for third country nationals on 30/06/2019 and on 30/06/2020 by region and type of residence

		on 30/06/2019	on 30/06/2020
Bratislava region		27 405	32 174
Thereof:	Temporary residence	20 624	24 585
	Permanent residence	6 774	7 582
	Tolerated residence	7	7
Trnava region		9 917	12 114
Thereof:	Temporary residence	8 302	10 285
	Permanent residence	1 613	1 827
	Tolerated residence	2	2
Košice region		8 415	10 393
Thereof:	Temporary residence	5 848	7 638
	Permanent residence	2 566	2 755
	Tolerated residence	1	-
Nitra region		7 176	8 899
Thereof:	Temporary residence	5 482	7 133
	Permanent residence	1 693	1 765
	Tolerated residence	1	1
Prešov region		6 172	7 002
Thereof:	Temporary residence	4 425	5 178
	Permanent residence	1 736	1 814
	Tolerated residence	11	10
Žilina region		5 181	6 530
Thereof:	Temporary residence	3 916	5 120
	Permanent residence	1 264	1 410
	Tolerated residence	1	-
Trenčín region		4 956	6 302
Thereof:	Temporary residence	3 911	5 169
	Permanent residence	1 045	1 133
	Tolerated residence	-	-
Banská Bystrica region		4 648	4 831
Thereof:	Temporary residence	3 445	3 568
	Permanent residence	1 202	1 262
	Tolerated residence	1	1
Total		73 870	88 245
Thereof:	Temporary residence	55 953	68 676
	Permanent residence	17 893	19 548
	Tolerated residence	24	21

Number of EU nationals and the nationals of the United Kingdom of Great Britain and Northern Ireland with valid registration for residence on 30/06/2020

Nationality	on 30/06/2020
	Number of registrations
Czechia	11 704
Hungary	9 077
Romania	7 361
Poland	6 018
Germany	4 526
Italy	2 999
United Kingdom	2 672
Austria	2 469
Bulgaria	1 834
France	1 513
Croatia	1 274
Spain	1 260
Greece	810
Netherlands	599
Norway	517
Portugal	475
Belgium	408
Slovenia	369
Switzerland	296
Sweden	292
Ireland	268
Latvia	206
Lithuania	201
Denmark	198
Finland	140
Estonia	64
Cyprus	47
Iceland	46
Malta	33
Luxembourg	16
Liechtenstein	3
TOTAL	57 695

Number of EU nationals with valid registrations for residence on 30/06/2019

Nationality	on 30/06/2019
	Number of registrations
Czechia	11 155
Hungary	8 704
Romania	7 454
Poland	5 948
Germany	4 552
Italy	3 006
United Kingdom	2 526
Austria	2 431
Bulgaria	1 785
France	1 499
Croatia	1 328
Spain	1 203
Greece	791
Netherlands	599
Norway	552
Portugal	460
Belgium	406
Slovenia	342
Sweden	294
Switzerland	289
Ireland	264
Latvia	211
Denmark	194
Lithuania	192
Finland	153
Iceland	59
Cyprus	54
Estonia	48
Malta	31
Luxembourg	15
Liechtenstein	3
TOTAL	56 548

Number of valid residence permits of third country nationals on 30/06/2019 and 30/06/2020 by purpose of residence

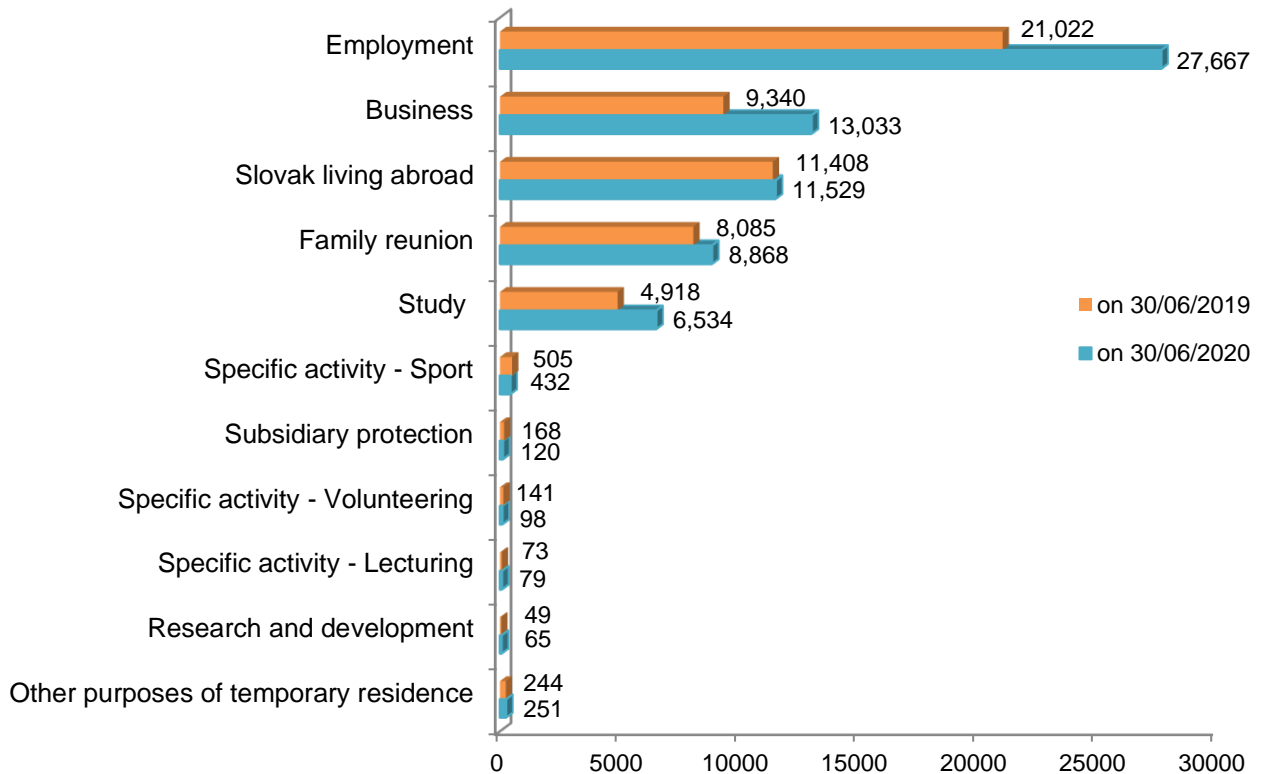
Temporary residence		
Purpose of residence	on 30/06/2019	on 30/06/2020
Employment	21 022	27 667
Business	9 340	13 033
Slovak living abroad	11 408	11 529
Family reunion	8 085	8 868
Study	4 918	6 534
Specific activity – Sport	505	432
Subsidiary protection	168	120
Specific activity- Volunteering	141	98
Specific activity – Lecturing	73	79
Research and development	49	65
Other purposes of temporary residence	244	251
TOTAL	55 953	68 676

Permanent residence		
Purpose of residence	on 30/06/2019	on 30/06/2020
Long term residence	7 684	8 881
Permanent residence (unlimited)	5 566	5 794
Permanent residence (for 5 years)	3 094	3 171
Family member of EU national	1 087	1 183
Refugee	291	287
Family member of EU national – permanent	171	232
TOTAL	17 893	19 548

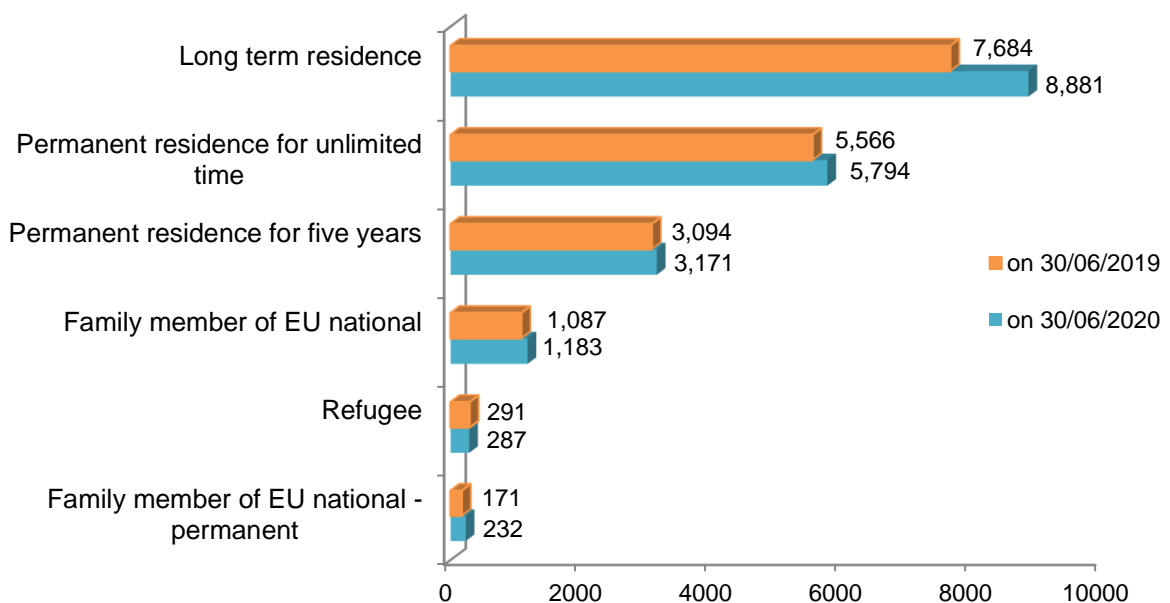
Tolerated residence		
Purpose of residence	on 30/06/2019	on 30/06/2020
Respecting for foreigner's personal and family life	14	11
Unaccompanied minor	10	9
International commitments of the Slovak Republic	-	1
TOTAL	24	21

Number of valid residence permits of third country nationals on 30/06/2019 and on 30/06/2020 by purpose of residence

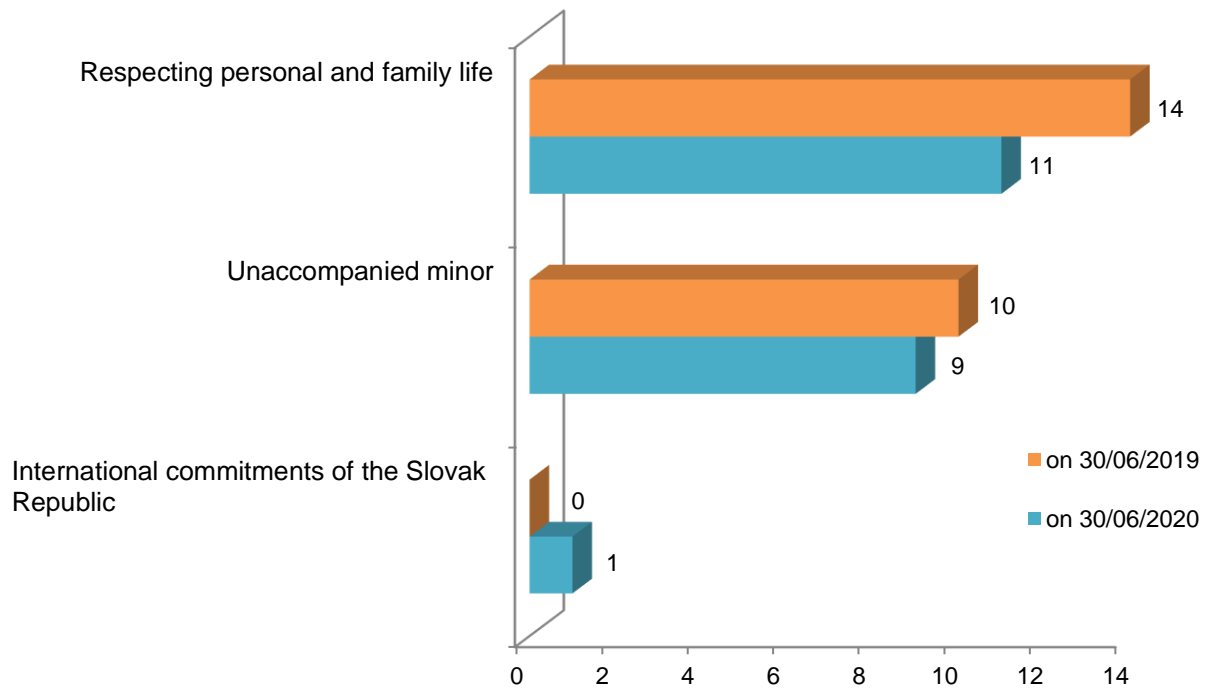
Temporary residence - most frequent purposes of temporary residence of third country nationals on 30/06/2019 and on 30/06/2020



Permanent residence of third country nationals on 30/06/2019 and on 30/06/2020 by the type



**Tolerated residence of third country nationals
on 30/06/2019 and on 30/06/2020 by the type**



Number of residence permits granted to foreigners in 1st half of 2019 and 2020

Nationality	1 st half of 2019	1 st half of 2020
Third country nationals	18 505	17 538
EU nationals (registrations)	3 729	2 877
TOTAL	22 234	20 415

Note:

Granted residence permit – includes granted, renewed residence permits and validity extensions of residence permits within the period from 1st January to 30th June of respective year.

Number of valid residence permits granted to third country nationals in 1st half of 2019 and in 1st half of 2020 by type of residence

Type of residence	1 st half of 2019	1 st half of 2020
Temporary residence	17 123	16 119
Permanent residence	1 360	1 399
Tolerated residence	22	20
TOTAL	18 505	17 538

Number of residence permits granted to third country nationals in 1st half of 2020 – TOP 20

Nationality	1 st half 2020			
	Total number of permits	Thereof:		
		Temporary	Permanent	Tolerated
Ukraine	8 858	8 314	544	-
Serbia	2 815	2 743	72	-
Viet Nam	1 605	1 525	79	1
Russian Federation	898	745	149	4
North Macedonia	339	301	38	-
Georgia	303	300	3	-
Bosnia and Herzegovina	246	234	12	-
Korean Republic	237	203	34	-
China	189	149	40	-
India	187	180	7	-
Turkey	169	154	15	-
Iran	144	123	21	-
Kazakhstan	127	113	14	-
Philippines	121	112	9	-
Thailand	103	88	15	-
United States, USA	102	73	29	-
Kyrgyzstan	99	97	2	-
Belarus	96	84	12	-
Moldova	68	62	6	-
Mongolia	44	44	-	-
Other nationalities	788	475	298	15
TOTAL	17 538	16 119	1 399	20

Number of residence permits granted to third country nationals in 1st half of 2019 – TOP 20

Nationality	1 st half of 2019			
	Total number of permits	Thereof:		
		Temporary	Permanent	Tolerated
Ukraine	9 612	9 152	460	-
Serbia	3 087	3 016	71	-
Viet Nam	1 172	1 115	57	-
Russian Federation	919	790	128	1
North Macedonia	346	328	18	-
Korean Republic	315	277	38	-
Bosnia and Herzegovina	281	273	8	-
Georgia	250	250	-	-
China	250	185	65	-
Iran	223	203	20	-
Turkey	200	172	28	-
India	185	170	15	-
United States, USA	141	93	47	1
Thailand	119	97	22	-
Philippines	81	62	19	-
Moldova	80	74	5	1
Belarus	78	67	10	1
Kazakhstan	78	70	8	-
Brazil	71	64	7	-
Syria	69	51	18	-
Other nationalities	948	614	316	18
TOTAL	18 505	17 123	1 360	22

1.3 Visas

Visa applications and granted visas by Embassies of the SR by visa type and nationality of applicants in 1st half of 2020 – TOP 20

1 st half of 2020								
Nationality	Total	Visa applications			Total	Granted visas		
		A type visa	C type visa	D type visa		A type visa	C type visa	D type visa
Russian Federation	1 895	-	1 738	157	1 880	-	1 725	155
Belarus	585	-	565	20	587	-	564	23
Viet Nam	372	-	26	346	278	-	27	251
Turkey	295	-	211	84	259	-	196	63
India	274	-	193	81	208	-	158	50
China	208	-	172	36	191	-	160	31
Kazakhstan	201	-	126	75	183	-	119	64
Egypt	129	-	117	12	109	-	103	6
Indonesia	102	-	83	19	96	-	78	18
Uzbekistan	96	-	56	40	48	-	43	5
Afghanistan	87	-	7	80	25	-	4	21
Kyrgyzstan	83	-	2	81	74	-	2	72
Iran	81	-	50	31	62	-	37	25
Kuwait	61	-	52	9	58	-	49	9
Thailand	55	-	18	37	52	-	18	34
Ukraine	46	-	15	31	44	-	14	30
South Africa	36	-	34	2	33	-	31	2
Azerbaijan	36	-	27	9	27	-	23	4
Palestine	28	-	28	0	29	-	29	0
Nepal	26	-	3	23	2	-	1	1
Other nationalities	284	-	189	95	219	-	145	74
TOTAL	4 980	0	3 712	1 268	4 464	0	3 526	938

Data source: NVIS MFA SR

Number of national visas granted by Central Visa Authority Department of Bureau of Border and Foreign Police in 1st half of 2020

Nationality	1 st half of 2020	
	National visas applications	Granted national visas
Afghanistan	15	15
United States, USA	1	1
Thailand	1	1
TOTAL	17	17

Security checks related to visa applications requested by MFA SR in 1st half of 2019 and 2020

Month	1 st half of 2019				1 st half of 2020			
	Total	CVAD opinion			Total	CVAD opinion		
		approving	disapproving	binding		approving	disapproving	binding
January	1 691	1 631	60	-	2 107	1988	119	-
February	1 901	1 850	51	-	1 841	1718	123	-
March	2 354	2 326	28	-	1 085	927	158	-
April	2 712	2 683	29	-	0	-	-	-
May	3 065	2 995	70	-	23	23	-	-
June	3 072	3 025	47	-	153	147	6	-
TOTAL	14 795	14 510	285	0	5 209	4803	406	-

Security checks related to visa applications requested by embassies of other EU Member States in 1st half of 2019 and 2020

Month	1 st half of 2019			1 st half of 2020		
	Total	CVAD opinion		Total	CVAD opinion	
		approving	disapproving		approving	disapproving
January	211 323	211 262	61	192 744	192 688	56
February	217 042	216 987	55	215 476	215 422	54
March	235 854	235 779	75	120 171	120 130	41
April	221 048	220 983	65	5 050	5 050	-
May	264 125	264 072	53	4 860	4 860	-
June	246 120	246 098	22	7 005	7 005	-
TOTAL	1 395 512	1 395 181	331	545 306	544 855	151

Disapproving opinion of Central Visa Authority Department of Bureau of Border and Foreign Police to the visa application according to the hit in Schengen Information System for purpose of entry refusal by nationality of visa applicant in 1st half of 2020

Nationality	Total	Thereof:	
		MFA	VIS
Morocco	37	-	37
Algeria	27	-	27
Tunisia	22	-	22
Egypt	17	-	17
Pakistan	11	-	11
Nigeria	9	-	9
Iran	4	-	4
Uzbekistan	2	-	2
Bangladesh	1	-	1
Indonesia	1	1	-
Iraq	1	-	1
Libya	1	-	1
TOTAL	133	1	132

Note:

MFA – requests sent by embassies and general consulates of the SR

VIS – requests sent by other EU Member States

Number of security checks of invitations requested by Foreigners Police Units of the Police Force in 1st half of 2019 and 2020

Invitations		1 st half of 2019	1 st half of 2020
Official		384	90
Private		467	146
Total number of security checks		851	236
Thereof:	Total number of approved invitations	765	202
	Total number of disapproved invitations	86	34

Number of security checks of invitations requested by Foreigners Police Units of the Police Force in 1st half of 2020 - TOP 10

Nationality	Total	Invitations	
		Official	Private
India	32	26	6
Viet Nam	29	7	22
Iran	18	-	18
Thailand	15	-	15
Egypt	15	5	10
China	13	11	2
Russian Federation	11	-	11
Uzbekistan	9	7	2
Syria	9	5	4
Philippines	8	3	5
Other nationalities	80	26	51
TOTAL	236	90	146

Negative statement of Central Visa Authority Department of Bureau of Border and Foreigners Police to the invitation letter according to a hit in the Schengen Information System for the purpose of entry refusal by nationality and type of invitation in 1st half of 2020

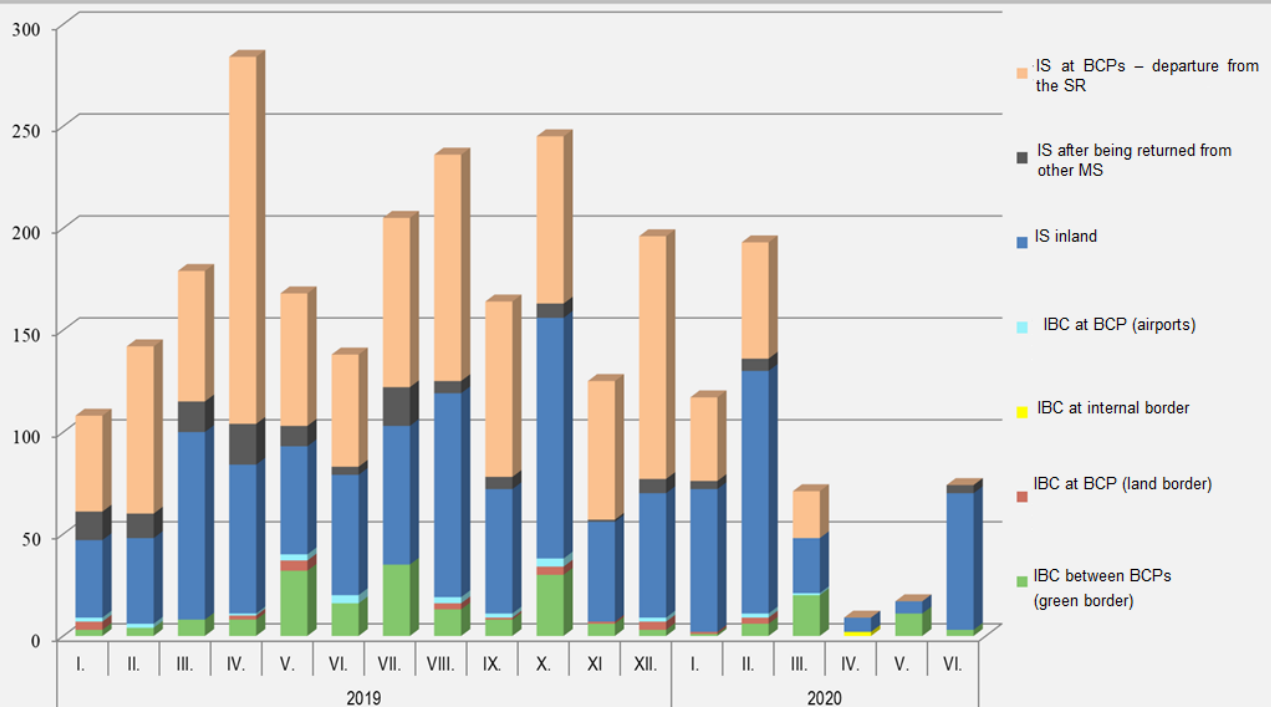
Nationality	Total	Thereof negative statement of CVAD	
		Private invitations	Official invitations
TOTAL	0	0	0

2 ILLEGAL MIGRATION

Overview of illegal migration on the territory of the SR in 1st half of 2019 and 2020

		1 st half of 2019			1 st half of 2020		
		Total	Thereof:		Total	Thereof:	
			to SR	from SR		to SR	from SR
IBC	External land border between BCPs	71	69	2	41	39	2
	External land border at BCPs	11	11	0	4	4	0
	External air border (at airports)	12	8	4	3	0	3
	Internal land border*	0	0	0	2	2	0
	TOTAL	94	88	6	50	45	5
IS	Inland	358			296		
	At BCPs – departure from the SR	493			121		
	Returned from other Member State	75	---	---	14	---	---
	TOTAL	926			431		
TOTAL		1 020			481		

Development of individual indicators of illegal migration on the territory of the SR within the period from January 2019 to June 2020 by individual months



Overview of illegal migration on the territory of the SR disaggregated by detection and processing by individual DBFP and other authorities in 1st half of 2020

	DETECTED			PROCESSED		
	Total	IBC	IS	Total	IBC	IS
DBFP Bratislava	168	4	164	225	5	220
DBFP B. Bystrica	32	-	32	45	-	45
DBFP Prešov	11	-	11	41	-	41
DBFP Sobrance	168	43	125	170	45	125
Other authorities*	102	3	99	0	-	-
TOTAL	481	50	431	481	50	431

Overview of illegal migration on the territory of the SR disaggregated by detection and processing by individual DBFP and other authorities in 1st half of 2019

	DETECTED			PROCESSED		
	Total	IBC	IS	Total	IBC	IS
DBFP Bratislava	193	6	187	259	8	251
DBFP B. Bystrica	28	-	28	69	-	69
DBFP Prešov	48	4	44	114	4	110
DBFP Sobrance	575	79	496	577	81	496
Other authorities*	176	5	171	1	1	-
SPOLU	1 020	94	926	1 020	94	926

* e. g. Customs Criminal Office, Patrol Police, Railway Police, authority of another country

Note:

„Authority of detection“ means unit that performed primordial check of a foreigner in the territory of SR, detected violation of the law and handed the case over to the competent unit of BBFP for further processing, respectively, the violation of the law was detected by another foreign authority.

Illegal migration on the territory of the SR in 1st half of 2020 by nationality

Nationality	Illegal migration in total	IBC				IS		
		Land border:			Airports	Inland	At BCPs departing from the SR	Returned from other MS
		Between BCPs	At BCPs	Internal*				
Ukraine	214	3	3	-	-	94	114	-
Serbia	33	-	-	1	-	31	-	1
Syria	32	2	-	-	-	30	-	-
Afghanistan	27	-	-	-	-	27	-	-
Moldova	27	1	-	-	-	24	2	-
Georgia	22	-	-	1	2	17	2	-
Bangladesh	19	19	-	-	-	-	-	-
Algeria	12	1	-	-	-	9	-	2
Morocco	11	-	-	-	-	11	-	-
India	8	5	-	-	-	2	-	1
Iran	8	3	-	-	-	-	-	5
North Macedonia	6	-	-	-	-	6	-	-
Viet Nam	6	-	-	-	-	3	-	3
Bosnia and Herzegovina	5	-	-	-	-	5	-	-
Egypt	5	-	-	-	-	5	-	-
Russian Federation	4	-	-	-	-	2	2	-
China	3	-	-	-	-	1	-	2
Romania	3	-	-	-	-	3	-	-
United States, USA	3	-	-	-	-	3	-	-
Turkey	3	2	-	-	-	1	-	-
Albania	2	-	-	-	1	1	-	-
Bulgaria	2	-	-	-	-	2	-	-
Montenegro	2	-	-	-	-	2	-	-
Iraq	2	-	-	-	-	2	-	-
Israel	2	-	-	-	-	2	-	-
Palestine	2	-	-	-	-	2	-	-
Somalia	2	-	-	-	-	2	-	-
Tajikistan	2	2	-	-	-	-	-	-
Uzbekistan	2	2	-	-	-	-	-	-
Belgium	1	1	-	-	-	-	-	-
Stateless	1	-	-	-	-	1	-	-
Chile	1	-	-	-	-	1	-	-
Jordan	1	-	-	-	-	1	-	-
Kazakhstan	1	-	-	-	-	-	1	-
Libya	1	-	-	-	-	1	-	-
Hungary	1	-	-	-	-	1	-	-
Mexico	1	-	-	-	-	1	-	-
Mongolia	1	-	-	-	-	1	-	-
Nigeria	1	-	-	-	-	1	-	-
Pakistan	1	-	-	-	-	1	-	-
Tunisia	1	-	1	-	-	-	-	-
TOTAL	481	41	4	2	3	296	121	14

*During temporary reintroduction of border control at internal borders that have been introduced by Government decree from 08/04/2020 to 26/06/2020

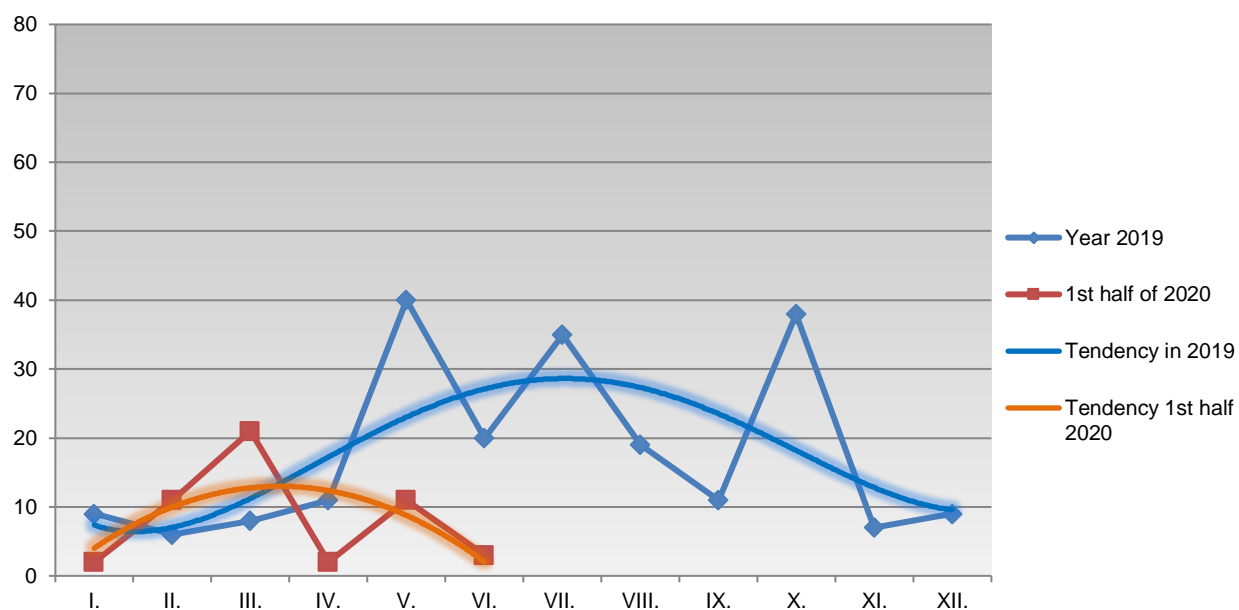
Illegal migration on the territory of the SR in 1st half of 2019 by nationality

Nationality	Illegal migration in total	IBC			IS		
		Land border:		Airports	Inland	At BCPs - departing from SR	Returned from other MS
		between BCPs	at BCPs				
Ukraine	633	5	11	-	141	475	1
Serbia	89	-	-	1	87	-	1
Afghanistan	51	2	-	-	39	-	10
Iran	33	-	-	3	6	-	24
Viet Nam	20	16	-	1	2	-	1
Bangladesh	18	8	-	-	7	-	3
Turkey	17	12	-	-	4	-	1
Moldova	16	1	-	-	9	6	-
Russian Federation	16	6	-	-	4	3	3
Albania	12	-	-	4	3	4	1
North Macedonia	12	-	-	-	11	-	1
Yemen	11	-	-	-	-	-	11
Armenia	10	-	-	2	-	-	8
Pakistan	8	2	-	-	6	-	-
Bosnia and Herzegovina	7	-	-	-	7	-	-
Iraq	7	-	-	-	1	-	6
Sri Lanka	7	7	-	-	-	-	-
India	6	2	-	-	2	-	2
Georgia	5	1	-	-	4	-	-
Azerbaijan	3	3	-	-	-	-	-
Brazil	3	-	-	-	3	-	-
Israel	3	-	-	-	2	1	-
Uzbekistan	3	3	-	-	-	-	-
Stateless	2	-	-	-	1	1	-
China	2	-	-	-	1	-	1
Colombia	2	-	-	-	-	2	-
Korean Republic	2	-	-	-	2	-	-
Somalia	2	2	-	-	-	-	-
Czechia	1	-	-	-	1	-	-
Philippines	1	-	-	-	-	1	-
Jordan	1	-	-	-	1	-	-
South Africa	1	-	-	-	1	-	-
Cameroon	1	-	-	-	1	-	-
Canada	1	-	-	-	1	-	-
Kazakhstan	1	-	-	-	1	-	-
Kenya	1	-	-	-	1	-	-
DPR of Korea	1	1	-	-	-	-	-
Morocco	1	-	-	1	-	-	-
Mexico	1	-	-	-	1	-	-
Mongolia	1	-	-	-	-	-	1
Unknown	1	-	-	-	1	-	-
Nigeria	1	-	-	-	1	-	-
Poland	1	-	-	-	1	-	-
Romania	1	-	-	-	1	-	-
United States, USA	1	-	-	-	1	-	-
Thailand	1	-	-	-	1	-	-
Tunisia	1	-	-	-	1	-	-
Turkmenistan	1	-	-	-	1	-	-
TOTAL	1 020	71	11	12	358	493	75

2.1 Illegal Crossings of State Border of the Slovak Republic

Overview of IBC by individual months in: 2019 and 2020

	Total	I	II	III	IV	V	VI	VII	VIII	IX	X	XI	XII
2019	213	9	6	8	11	40	20	35	19	11	38	7	9
2020	50	2	11	21	2	11	3	-	-	-	-	-	-



IBC in 1st half of 2020 disaggregated by place and direction of crossing

Nationality	IBC			Thereof:							
				Land border between BCPs		Land border at BCPs		Internal land border*		Airports (non-Schengen flights)	
	Total	Thereof:		to SR	from SR	to SR	from SR	to SR	from SR	to SR	from SR
	to SR	from SR									
Bangladesh	19	19	-	19	-	-	-	-	-	-	-
Ukraine	6	6	-	3	-	3	-	-	-	-	-
India	5	5	-	5	-	-	-	-	-	-	-
Georgia	3	1	2	-	-	-	-	1	-	-	2
Iran	3	3	-	3	-	-	-	-	-	-	-
Syria	2	2	-	2	-	-	-	-	-	-	-
Tajikistan	2	-	2	-	2	-	-	-	-	-	-
Turkey	2	2	-	2	-	-	-	-	-	-	-
Uzbekistan	2	2	-	2	-	-	-	-	-	-	-
Albania	1	-	1	-	-	-	-	-	-	-	1
Algeria	1	1	-	1	-	-	-	-	-	-	-
Belgium	1	1	-	1	-	-	-	-	-	-	-
Moldova	1	1	-	1	-	-	-	-	-	-	-
Serbia	1	1	-	-	-	-	-	1	-	-	-
Tunisia	1	1	-	-	-	1	-	-	-	-	-
TOTAL	50	45	5	39	2	4	0	2	0	0	3

* During temporary reintroduction of border control at internal borders that have been introduced by Government decree from 08/04/2020 to 26/06/2020

IBC in 1st half of 2019 disaggregated by place and direction of crossing

Nationality	IBC			Thereof:					
				Land border between BCPs		Land border at BCPs		Airports (non-Schengen flights)	
	Total	Thereof:		to SR	from SR	to SR	from SR	to SR	from SR
	to SR	from SR							
Viet Nam	17	17	-	16	-	-	-	1	-
Ukraine	16	16	-	5	-	11	-	-	-
Turkey	12	12	-	12	-	-	-	-	-
Bangladesh	8	8	-	8	-	-	-	-	-
Sri Lanka	7	7	-	7	-	-	-	-	-
Russian Federation	6	6	-	6	-	-	-	-	-
Albania	4	-	4	-	-	-	-	-	4
Azerbaijan	3	3	-	3	-	-	-	-	-
Iran	3	3	-	-	-	-	-	3	-
Uzbekistan	3	3	-	3	-	-	-	-	-
Afghanistan	2	2	-	2	-	-	-	-	-
Armenia	2	2	-	-	-	-	-	2	-
India	2	2	-	2	-	-	-	-	-
Pakistan	2	2	-	2	-	-	-	-	-
Somalia	2	2	-	2	-	-	-	-	-
Georgia	1	1	-	1	-	-	-	-	-
DPR of Korea	1	-	1	-	1	-	-	-	-
Morocco	1	1	-	-	-	-	-	1	-
Moldova	1	-	1	-	1	-	-	-	-
Serbia	1	1	-	-	-	-	-	1	-
TOTAL	94	88	6	69	2	11	0	8	4

IBC in 1st half of 2020 disaggregated by place and modus operandi of crossing

			Number of migrants
LAND BORDER	between BCPs	on foot without own travel document	34
		on foot with own travel document	7
		Total	41
	at BCPs	counterfeit/forged travel document	1
		counterfeit/forged visa, residence permit	1
		person attempting to avoid border check	-
		person on whom an alert has been issued in national registry for purposes of entry refusal	2
		asylum applicant at the BCP entering the territory of the SR with own genuine travel document	-
		Total	4
	Internal land border	on foot without own travel document	1
on foot with own travel document		1	
Total		2	
AIRPORTS	Travel document of other person or fraudulently obtained travel document	-	
	counterfeit/forged travel document	3	
	counterfeit/forged visa, residence permit	-	
	asylum applicant at the BCP entering the territory of the SR with own genuine travel document	-	
	avoiding border control	-	
	Total	3	
TOTAL			50

IBC in 1st half of 2019 disaggregated by place and modus operandi of crossing

			Number of migrants
LAND BORDER	betw. BCPs	on foot without own travel document	54
		on foot with own travel document	17
		Total	71
	at BCPs	counterfeit/forged travel document	1
		counterfeit/forged visa, residence permit	-
		person attempting to avoid border check	-
		violent crossing of BCP	1
		person on whom an alert has been issued in national registry for purposes of entry refusal	9
		asylum applicant at the BCP entering the territory of the SR with own genuine travel document	-
		Total	11
AIRPORTS	Travel document of other person or fraudulently obtained travel document	1	
	counterfeit/forged travel document	7	
	counterfeit/forged visa, residence permit	4	
	asylum applicant at the BCP entering the territory of the SR with own genuine travel document	-	
	avoiding border control	-	
	Total	12	
TOTAL			94

IBC at land border between BCPs in 1st half of 2020 disaggregated by processing authority

Nationality	Total	BCU PF										
		Zboj	Topoľa	Ulič	Ubl'a	Podhorod'	Petrovce	Vyšné Nemecké	Maťovské Vojkovce	Veľké Slemence	Čierna nad Tisou	
Bangladesh	19	19	-	-	-	-	-	-	-	-	-	-
India	5	2	-	-	-	-	3	-	-	-	-	-
Iran	3	-	-	3	-	-	-	-	-	-	-	-
Ukraine	3	-	-	1	-	-	1	1	-	-	-	-
Syria	2	-	-	-	-	-	-	2	-	-	-	-
Tajikistan	2	2	-	-	-	-	-	-	-	-	-	-
Turkey	2	-	-	2	-	-	-	-	-	-	-	-
Uzbekistan	2	-	-	2	-	-	-	-	-	-	-	-
Algeria	1	-	-	-	-	-	-	-	1	-	-	-
Belgium	1	-	-	-	-	-	-	1	-	-	-	-
Moldova	1	-	-	-	-	-	1	-	-	-	-	-
TOTAL	41	23	0	8	0	0	5	4	1	0	0	0

IBC at land border between BCPs in 1st half of 2019 disaggregated by processing authority

Nationality	Total	BCU PF										
		Zboj	Topoľa	Ulič	Ubl'a	Podhorod'	Petrovce	Vyšné Nemecké	Maťovské Vojkovce	Veľké Slemence	Čierna nad Tisou	
Viet Nam	16	-	-	-	8	8	-	-	-	-	-	-
Turkey	12	-	-	1	-	-	2	7	-	2	-	-
Bangladesh	8	-	-	-	8	-	-	-	-	-	-	-
Sri Lanka	7	-	-	-	7	-	-	-	-	-	-	-
Russian Federation	6	-	-	1	-	-	5	-	-	-	-	-
Ukraine	5	-	-	-	2	-	-	1	-	-	-	2
Azerbaijan	3	-	-	-	-	-	2	-	-	-	-	1
Uzbekistan	3	3	-	-	-	-	-	-	-	-	-	-
Afghanistan	2	-	-	-	-	-	-	2	-	-	-	-
India	2	-	-	-	-	-	-	-	-	-	-	2
Pakistan	2	-	-	-	-	-	-	2	-	-	-	-
Somalia	2	-	-	-	2	-	-	-	-	-	-	-
Georgia	1	-	-	-	-	-	1	-	-	-	-	-
DPR of Korea	1	-	-	-	-	-	-	1	-	-	-	-
Moldova	1	-	-	-	-	-	-	1	-	-	-	-
TOTAL	71	3	0	2	27	8	10	14	0	2	5	5

IBC at BCPs in 1st half of 2020 disaggregated by individual BCU PF

Nationality	Total	BCU PF								
		Ubfľa	Vyšné Nemecké	Maťovské Vojkovce	Veľké Slemence	Čierna nad Tisou	airport Bratislava	airport Poprad	airport Košice	small airports
Ukraine	3	1	2	-	-	-	-	-	-	-
Georgia	2	-	-	-	-	-	2	-	-	-
Albania	1	-	-	-	-	-	1	-	-	-
Tunisia	1	-	-	-	-	1	-	-	-	-
TOTAL	7	1	2	0	0	1	3	0	0	0

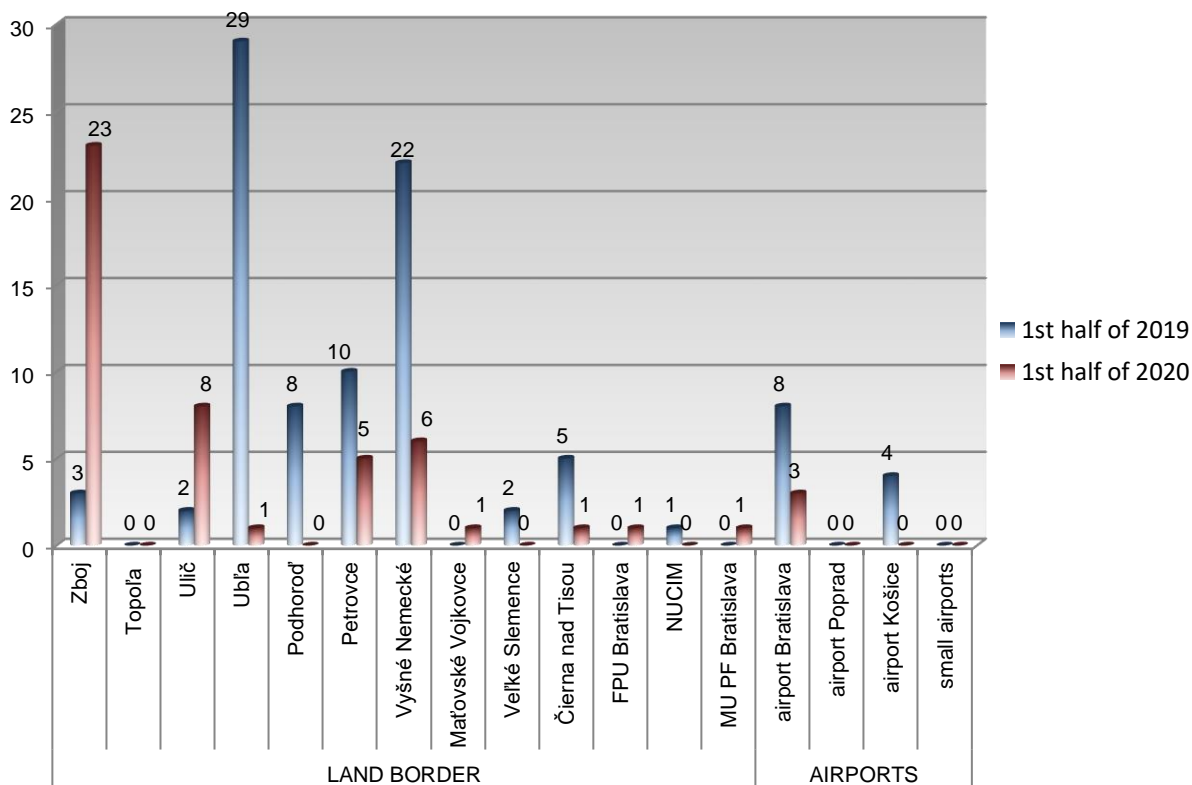
IBC at BCPs in 1st half of 2019 disaggregated by individual units

Nationality	Total	NUCIM	BCU PF								
			Ubfľa	Vyšné Nemecké	Maťovské Vojkovce	Veľké Slemence	Čierna nad Tisou	airport Bratislava	airport Poprad	airport Košice	small airports
Ukraine	11	1	2	8	-	-	-	-	-	-	-
Albania	4	-	-	-	-	-	-	4	-	-	-
Iran	3	-	-	-	-	-	-	-	-	3	-
Armenia	2	-	-	-	-	-	-	2	-	-	-
Morocco	1	-	-	-	-	-	-	-	-	1	-
Serbia	1	-	-	-	-	-	-	1	-	-	-
Viet Nam	1	-	-	-	-	-	-	1	-	-	-
TOTAL	23	1	2	8	0	0	0	8	0	4	0

Overview of IBC by processing of cases by individual units in 1st half of 2019 and 2020

Units	1 st half of 2019	1 st half of 2020
BCU PF Zboj	3	23
BCU PF Topoľa	-	-
BCU PF Ulič	2	8
BCU PF Ubl'a	29	1
BCU PF Podhorod'	8	-
BCU PF Petrovce	10	5
BCU PF Vyšné Nemecké	22	6
BCU PF Maťovské Vojkovce	-	1
BCU PF Veľké Slemence	2	-
BCU PF Čierna nad Tisou	5	1
FPU Bratislava	-	1
NUCIM	1	-
MU PF Bratislava	-	1
BCU PF Bratislava Ružinov – airport	8	3
BCU PF Poprad – airport	-	-
BCU PF Košice – airport	4	-
small airports	-	-
TOTAL	94	50

Overview of IBC by processing of cases by individual units in 1st half of 2019 and 2020



IBC in 1st half of 2020 disaggregated by nationality, sex and age

Nationality	IBC in total	Total	MALE				Total	FEMALE			
			0-13	14-17	18-34	35+		0-13	14-17	18-34	35+
Bangladesh	19	19	-	-	16	3	-	-	-	-	-
Ukraine	6	6	-	-	3	3	-	-	-	-	-
India	5	5	-	-	5	-	-	-	-	-	-
Georgia	3	3	-	-	3	-	-	-	-	-	-
Iran	3	1	-	-	-	1	2	1	-	1	-
Syria	2	2	-	2	-	-	-	-	-	-	-
Tajikistan	2	2	-	-	1	1	-	-	-	-	-
Turkey	2	2	-	-	1	1	-	-	-	-	-
Uzbekistan	2	2	-	-	2	-	-	-	-	-	-
Albania	1	1	-	-	1	-	-	-	-	-	-
Algeria	1	1	-	-	1	-	-	-	-	-	-
Belgium	1	1	-	-	1	-	-	-	-	-	-
Moldova	1	1	-	-	-	1	-	-	-	-	-
Serbia	1	1	-	-	-	1	-	-	-	-	-
Tunisia	1	1	-	-	-	1	-	-	-	-	-
TOTAL	50	48	0	2	34	12	2	1	0	1	0

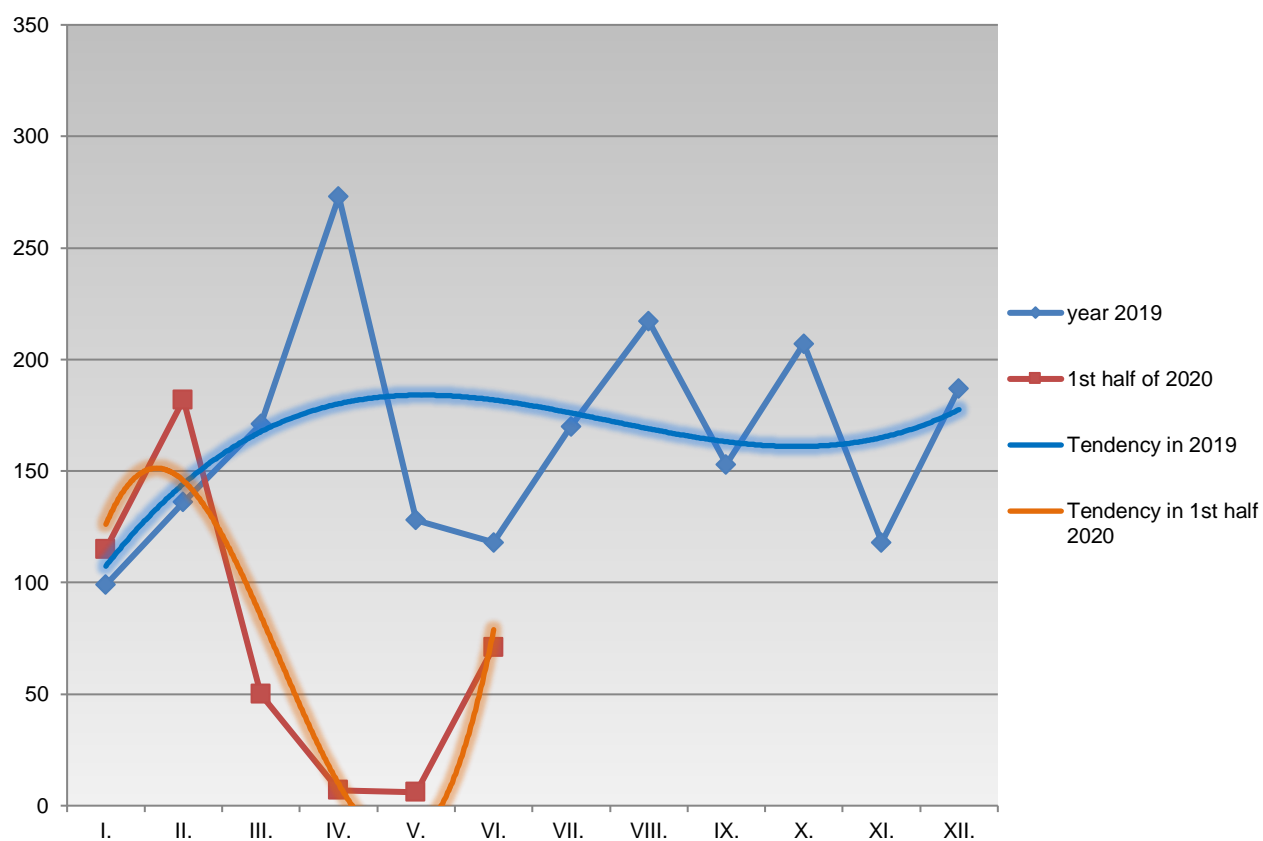
IBC in 1st half of 2019 disaggregated by nationality, sex and age

Nationality	IBC in total	Total	MALE				Total	FEMALE			
			0-13	14-17	18-34	35+		0-13	14-17	18-34	35+
Viet Nam	17	15	-	-	12	3	2	-	-	1	1
Ukraine	16	14	-	-	10	4	2	-	-	1	1
Turkey	12	11	-	-	4	7	1	-	-	1	-
Bangladesh	8	8	-	-	5	3	-	-	-	-	-
Sri Lanka	7	7	-	-	6	1	-	-	-	-	-
Russian Federation	6	3	-	-	1	2	3	2	-	1	-
Albania	4	4	-	-	4	-	-	-	-	-	-
Azerbaijan	3	3	-	-	-	3	-	-	-	-	-
Iran	3	3	-	-	2	1	-	-	-	-	-
Uzbekistan	3	3	-	-	2	1	-	-	-	-	-
Afghanistan	2	2	-	-	1	1	-	-	-	-	-
Armenia	2	1	-	-	-	1	1	-	-	-	1
India	2	2	-	-	2	-	-	-	-	-	-
Pakistan	2	2	-	-	2	-	-	-	-	-	-
Somalia	2	2	-	-	2	-	-	-	-	-	-
Georgia	1	1	-	-	1	-	-	-	-	-	-
DPR of Korea	1	1	-	-	-	1	-	-	-	-	-
Morocco	1	-	-	-	-	-	1	-	-	1	-
Moldova	1	1	-	-	-	1	-	-	-	-	-
Serbia	1	1	-	-	-	1	-	-	-	-	-
TOTAL	94	84	0	0	54	30	10	2	0	5	3

2.2 Illegal Stay on the Territory of the Slovak Republic

Overview of IS by individual months in 2019 and 2020

	Total	I	II	III	IV	V	VI	VII	VIII	IX	X	XI	XII
2019	1 977	99	136	171	273	128	118	170	217	153	207	118	187
2020	431	115	182	50	7	6	71	-	-	-	-	-	-



IS in 1st half of 2020 disaggregated by nationality, place of detection and previous entry to the SR

Nationality	IS in total	Inland			At BCPs departing from the SR		Returned from other MS
		legal entry	illegal entry	unknown entry	at land border	at airports	
Ukraine	208	89	5	-	113	1	-
Serbia	32	27	4	-	-	-	1
Syria	30	1	29	-	-	-	-
Afghanistan	27	1	26	-	-	-	-
Moldova	26	23	1	-	2	-	-
Georgia	19	17	-	-	2	-	-
Algeria	11	2	7	-	-	-	2
Morocco	11	-	11	-	-	-	-
North Macedonia	6	6	-	-	-	-	-
Viet Nam	6	2	1	-	-	-	3
Bosnia and Herzegovina	5	5	-	-	-	-	-
Egypt	5	-	5	-	-	-	-
Iran	5	-	-	-	-	-	5
Russian Federation	4	2	-	-	2	-	-
China	3	1	-	-	-	-	2
India	3	2	-	-	-	-	1
Romania	3	3	-	-	-	-	-
United States, USA	3	3	-	-	-	-	-
Bulgaria	2	2	-	-	-	-	-
Montenegro	2	2	-	-	-	-	-
Iraq	2	-	2	-	-	-	-
Israel	2	1	1	-	-	-	-
Palestine	2	-	2	-	-	-	-
Somalia	2	-	2	-	-	-	-
Albania	1	-	1	-	-	-	-
Stateless	1	-	-	1	-	-	-
Chile	1	1	-	-	-	-	-
Jordan	1	-	1	-	-	-	-
Kazakhstan	1	-	-	-	1	-	-
Libya	1	-	1	-	-	-	-
Hungary	1	1	-	-	-	-	-
Mexico	1	1	-	-	-	-	-
Mongolia	1	1	-	-	-	-	-
Nigeria	1	-	1	-	-	-	-
Pakistan	1	-	1	-	-	-	-
Turkey	1	1	-	-	-	-	-
TOTAL	431	194	101	1	120	1	14

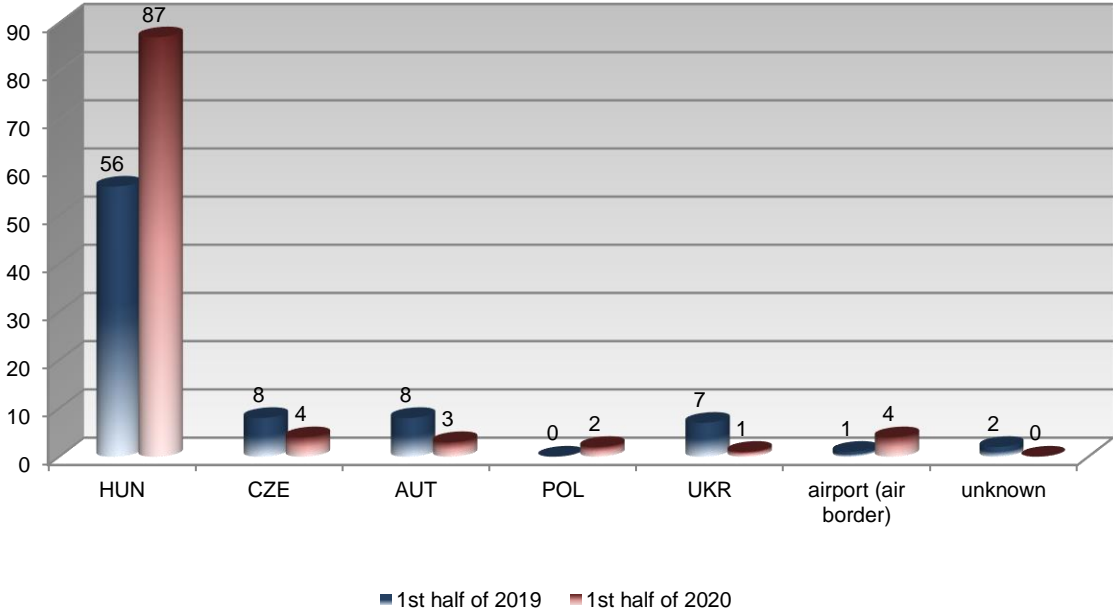
IS in 1st half of 2019 disaggregated by nationality, place of detection and previous entry to the SR

Nationality	IS in total	Inland			At BCPs departing from the SR		Returned from other MS
		legal entry	illegal entry	unknown entry	at land border	at airports	
Ukraine	617	131	6	4	472	3	1
Serbia	88	77	9	1	-	-	1
Afghanistan	49	-	38	1	-	-	10
Iran	30	3	3	-	-	-	24
Moldova	15	8	1	-	6	-	-
North Macedonia	12	11	-	-	-	-	1
Yemen	11	-	-	-	-	-	11
Bangladesh	10	1	6	-	-	-	3
Russian Federation	10	3	1	-	2	1	3
Albania	8	3	-	-	-	4	1
Armenia	8	-	-	-	-	-	8
Bosnia and Herzegovina	7	5	1	1	-	-	-
Iraq	7	-	1	-	-	-	6
Pakistan	6	-	6	-	-	-	-
Turkey	5	3	1	-	-	-	1
Georgia	4	4	-	-	-	-	-
India	4	-	2	-	-	-	2
Brazil	3	3	-	-	-	-	-
Israel	3	1	1	-	1	-	-
Viet Nam	3	2	-	-	-	-	1
Stateless	2	-	1	-	1	-	-
China	2	1	-	-	-	-	1
Colombia	2	-	-	-	2	-	-
Korean Republic	2	1	1	-	-	-	-
Czechia	1	-	1	-	-	-	-
Philippines	1	-	-	-	-	1	-
Jordan	1	-	1	-	-	-	-
South Africa	1	1	-	-	-	-	-
Cameroon	1	1	-	-	-	-	-
Canada	1	1	-	-	-	-	-
Kazakhstan	1	1	-	-	-	-	-
Kenya	1	1	-	-	-	-	-
Mexico	1	1	-	-	-	-	-
Mongolia	1	-	-	-	-	-	1
Unknown nationality	1	-	1	-	-	-	-
Nigeria	1	-	1	-	-	-	-
Poland	1	1	-	-	-	-	-
Romania	1	1	-	-	-	-	-
United States, USA	1	1	-	-	-	-	-
Thailand	1	1	-	-	-	-	-
Tunisia	1	1	-	-	-	-	-
Turkmenistan	1	1	-	-	-	-	-
TOTAL	926	269	82	7	484	9	75

IS detected inland after illegal entry to the SR in 1st half of 2019 and 2020 by border sections illegally crossed by migrants

Border section	1 st half of 2019	1 st half of 2020
Hungary	56	87
Czechia	8	4
Austria	8	3
Poland	-	2
Ukraine	7	1
airport (air border)	1	4
unknown	2	-
TOTAL	82	101

IS detected inland after illegal entry to the SR in 1st half of 2019 and 2020 by border sections illegally crossed by migrants



IS detected inland after illegal entry to the SR in 1st half of 2020 disaggregated by border sections illegally crossed by migrants

Nationality	Total	Border section						
		HUN	CZE	AUT	POL	UKR	airport (air border)	unknown
Syria	29	26	1	-	-	-	2	-
Afghanistan	26	26	-	-	-	-	-	-
Morocco	11	11	-	-	-	-	-	-
Algeria	7	7	-	-	-	-	-	-
Egypt	5	4	-	-	1	-	-	-
Ukraine	5	4	-	-	1	-	-	-
Serbia	4	2	1	1	-	-	-	-
Iraq	2	1	1	-	-	-	-	-
Palestine	2	2	-	-	-	-	-	-
Somalia	2	-	-	-	-	-	2	-
Albania	1	1	-	-	-	-	-	-
Israel	1	1	-	-	-	-	-	-
Jordan	1	1	-	-	-	-	-	-
Libya	1	1	-	-	-	-	-	-
Moldova	1	-	-	-	-	1	-	-
Nigeria	1	-	-	1	-	-	-	-
Pakistan	1	-	-	1	-	-	-	-
Viet Nam	1	-	1	-	-	-	-	-
TOTAL	101	87	4	3	2	1	4	0

IS detected inland after illegal entry to the SR in 1st half of 2019 disaggregated by border sections illegally crossed by migrants

Nationality	Total	Border section						
		HUN	CZE	AUT	POL	UKR	airport (air border)	unknown
Afghanistan	38	37	-	-	-	1	-	-
Serbia	9	7	1	1	-	-	-	-
Bangladesh	6	-	-	-	-	6	-	-
Pakistan	6	3	1	1	-	-	-	1
Ukraine	6	2	2	2	-	-	-	-
Iran	3	3	-	-	-	-	-	-
India	2	1	-	1	-	-	-	-
Stateless	1	-	-	-	-	-	-	1
Bosnia and Herzegovina	1	1	-	-	-	-	-	-
Czechia	1	-	1	-	-	-	-	-
Iraq	1	-	1	-	-	-	-	-
Israel	1	1	-	-	-	-	-	-
Jordan	1	-	-	1	-	-	-	-
Korean Republic	1	-	-	-	-	-	1	-
Moldova	1	1	-	-	-	-	-	-
Unknown nationality	1	-	-	1	-	-	-	-
Nigeria	1	-	1	-	-	-	-	-
Russian Federation	1	-	1	-	-	-	-	-
Turkey	1	-	-	1	-	-	-	-
TOTAL	82	56	8	8	0	7	1	2

IS in 1st half of 2020 disaggregated by detection and processing of cases by individual DBFP and other authorities

Units		DETECTED	PROCESSED
DBFP Bratislava	FPU PF Bratislava	50	69
	FPU PF Dunajská Streda	5	19
	FPU PF Nitra	49	49
	FPU PF Nové Zámky	3	16
	FPU PF Trnava	38	38
	BCU PF Bratislava Ružinov - airport	5	5
	MU PF DBFP Bratislava	14	24
	Total	164	220
DBFP Banská Bystrica	FPU PF Banská Bystrica	9	9
	FPU PF Rimavská Sobota	2	2
	FPU PF Ružomberok	3	3
	FPU PF Trenčín	7	7
	FPU PF Žilina	9	10
	MU PF DBFP Banská Bystrica	2	14
	Total	32	45
DBFP Prešov	FPU PF Košice	6	13
	FPU PF Michalovce	1	6
	FPU PF Prešov	4	4
	BCU PF Košice – airport	-	3
	BCU PF Poprad - airport	-	-
	MU PF DBFP Prešov	-	15
	Total	11	41
DBFP Sobrance	BCU PF Zboj	-	-
	BCU PF Topoľa	-	-
	BCU PF Ulič	-	-
	BCU PF Ubľa	33	33
	BCU PF Podhorod'	-	-
	BCU PF Petrovce	-	-
	BCU PF Vyšné Nemecké	86	86
	BCU PF Maťovské Vojkovce	-	-
	BCU PF Veľké Slemence	-	-
	BCU PF Čierna nad Tisou	1	1
	MIU PF DBFP Sobrance	1	1
	AU PF Humenné	4	4
	Total	125	125
Other authorities	Customs Criminal Bureau	36	-
	NUCIM	-	-
	Patrol Police	47	-
	Railway Police	1	-
	Criminal Police	1	-
	Authority of another country	4	-
	Authority of a neighbouring country	10	-
Total	99	0	
TOTAL	431	431	

IS in 1st half of 2019 disaggregated by detection and processing of cases by individual DBFP and other authorities

Units		DETECTED	PROCESSED
DBFP Bratislava	FPU PF Bratislava	64	94
	FPU PF Dunajská Streda	14	14
	FPU PF Nitra	49	50
	FPU PF Nové Zámky	10	25
	FPU PF Trnava	23	26
	BCU PF Bratislava Ružinov - airport	9	9
	MU PF Bratislava	18	33
	Total	187	251
DBFP Banská Bystrica	FPU PF Banská Bystrica	5	10
	FPU PF Rimavská Sobota	-	-
	FPU PF Trenčín	1	1
	FPU PF Žilina	15	17
	MU PF Banská Bystrica	7	41
	Total	28	69
DBFP Prešov	FPU PF Košice	23	24
	FPU PF Michalovce	9	29
	FPU PF Prešov	4	4
	BCU PF Košice – airport	1	28
	BCU PF Poprad - airport	-	-
	MU PF Prešov	7	25
	Total	44	110
DBFP Sobrance	AU PF Humenné	3	3
	BCU PF Zboj	-	-
	BCU PF Topoľa	6	6
	BCU PF Ulič	-	-
	BCU PF Ubľa	165	165
	BCU PF Podhorod'	-	-
	BCU PF Petrovce	1	1
	BCU PF Vyšné Nemecké	297	298
	BCU PF Maťovské Vojkovce	-	-
	BCU PF Veľké Slemence	13	13
	BCU PF Čierna nad Tisou	10	10
	MIU PF Sobrance	1	-
	Total	496	496
Other authorities	Customs Criminal Bureau	27	-
	Patrol Police	55	-
	Railway Police	8	-
	Traffic Police	2	-
	NUCIM	4	-
	Authority of another country	30	-
	Authority of a neighbouring country	45	-
	Total	171	0
TOTAL	926	926	

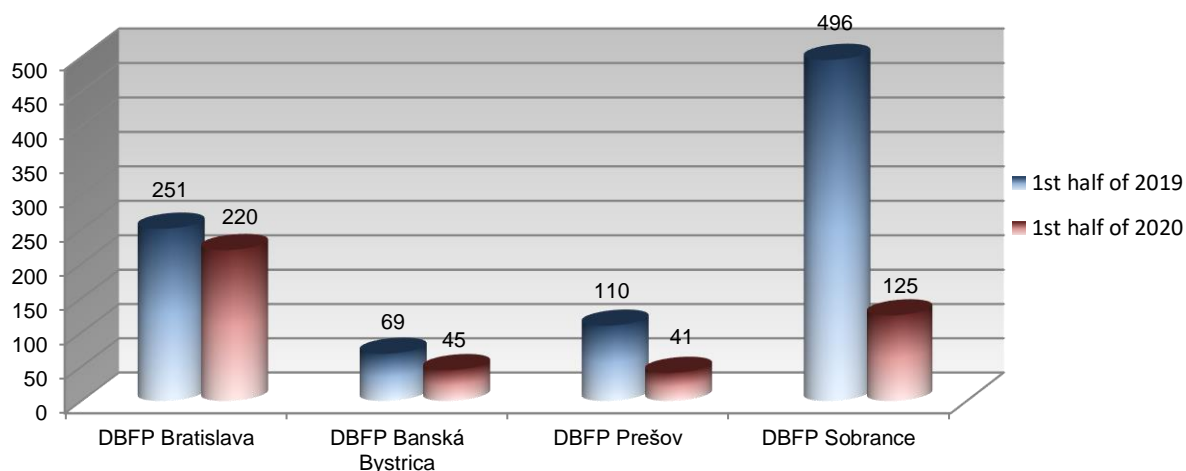
Note:

„Authority of detection“ means unit that performed primordial check of a foreigner in the territory of SR, detected violation of the law and handed the case over to the competent unit of BBFP for further processing, respectively, the violation of the law was detected by another foreign authority.

IS in 1st half of 2019 and 2020 by processing of cases by individual DBFPs

	1 st half of 2019	1 st half of 2020
DBFP Bratislava	251	220
DBFP Banská Bystrica	69	45
DBFP Prešov	110	41
DBFP Sobrance	496	125
TOTAL	926	431

IS in 1st half of 2019 and 2020 by processing of cases by individual DBFPs



Overview of IS in 1st half of 2020 by processing of cases by individual DBFPs disaggregated by place of detection and previous entry to the SR

DBFP	IS in total	inland			At BCPs departing from the SR		Returned from other MS
		legal entry	illegal entry	unknown entry	at land border	at airports	
DBFP Bratislava	220	143	74	1	-	1	1
DBFP B. Bystrica	45	25	10	-	-	-	10
DBFP Prešov	41	23	15	-	-	-	3
DBFP Sobrance	125	3	2	-	120	-	-
TOTAL	431	194	101	1	120	1	14

Overview of IS in 1st half of 2019 by processing of cases by individual DBFPs disaggregated by place of detection and previous entry to the SR

DBFP	IS in total	inland			At BCPs departing from the SR		Returned from other MS
		legal entry	illegal entry	unknown entry	at land border	at airports	
DBFP Bratislava	251	183	42	3	-	9	14
DBFP B. Bystrica	69	25	13	-	-	-	31
DBFP Prešov	110	59	17	4	-	-	30
DBFP Sobrance	496	2	10	-	484	-	-
TOTAL	926	269	82	7	484	9	75

Overview of third country nationals who entered legally the territory of Schengen area and stayed illegally in SR (overstayers) in 1st half of 2020

Nationality	Overstayers		
	Total	Inland	at BCPs departing from the SR
Ukraine	207	94	113
Serbia	30	30	-
Moldova	25	23	2
Georgia	19	17	2
North Macedonia	6	6	-
Bosnia and Herzegovina	5	5	-
Russian Federation	4	2	2
United States, USA	3	3	-
Viet Nam	3	3	-
Algeria	2	2	-
Montenegro	2	2	-
India	2	2	-
Israel	2	2	-
Syria	2	2	-
Afghanistan	1	1	-
Albania	1	1	-
Chile	1	1	-
China	1	1	-
Egypt	1	1	-
Kazakhstan	1	-	1
Mexico	1	1	-
Mongolia	1	1	-
Turkey	1	1	-
TOTAL	321	201	120

Overview of third country nationals who entered legally the territory of Schengen area and stayed illegally in SR (overstayers) in 1st half of 2019

Nationality	Overstayers		
	Total	Inland	at BCPs departing from the SR
Ukraine	610	136	474
Serbia	80	80	-
Moldova	15	9	6
North Macedonia	11	11	-
Russian Federation	7	4	3
Bosnia and Herzegovina	5	5	-
Georgia	4	4	-
Turkey	4	4	-
Albania	3	3	-
Brazil	3	3	-
Iran	3	3	-
Israel	3	2	1
Colombia	2	-	2
Korean Republic	2	2	-
Viet Nam	2	2	-
Bangladesh	1	1	-
Stateless	1	-	1
China	1	1	-
Philippines	1	-	1
India	1	1	-
Jordan	1	1	-
South Africa	1	1	-
Cameroon	1	1	-
Canada	1	1	-
Kazakhstan	1	1	-
Kenya	1	1	-
Mexico	1	1	-
United States, USA	1	1	-
Thailand	1	1	-
Tunisia	1	1	-
Turkmenistan	1	1	-
TOTAL	770	282	488

IS in 1st half of 2020 disaggregated by nationality, sex and age

Nationality	IS in total	Total	MALE				Total	FEMALE			
			0-13	14-17	18-34	35+		0-13	14-17	18-34	35+
Ukraine	208	155	-	-	83	72	53	-	-	9	44
Serbia	32	28	-	-	17	11	4	-	-	1	3
Syria	30	27	-	-	26	1	3	-	-	3	-
Afghanistan	27	26	-	11	15	-	1	-	-	-	1
Moldova	26	26	-	-	18	8	-	-	-	-	-
Georgia	19	18	-	-	7	11	1	-	-	1	-
Algeria	11	11	-	-	10	1	-	-	-	-	-
Morocco	11	11	-	-	11	-	-	-	-	-	-
North Macedonia	6	6	-	-	2	4	-	-	-	-	-
Viet Nam	6	6	-	-	4	2	-	-	-	-	-
Bosnia and Herzegovina	5	5	-	-	4	1	-	-	-	-	-
Egypt	5	5	-	-	3	2	-	-	-	-	-
Iran	5	4	1	1	-	2	1	-	-	1	-
Russian Federation	4	1	-	-	-	1	3	-	-	2	1
China	3	2	-	-	-	2	1	-	-	-	1
India	3	3	1	-	2	-	-	-	-	-	-
Romania	3	3	-	-	3	-	-	-	-	-	-
United States, USA	3	2	-	-	1	1	1	-	-	-	1
Bulgaria	2	1	-	-	-	1	1	-	-	1	-
Montenegro	2	2	-	-	1	1	-	-	-	-	-
Iraq	2	2	-	-	2	-	-	-	-	-	-
Israel	2	1	-	-	1	-	1	-	-	1	-
Palestine	2	2	-	-	1	1	-	-	-	-	-
Somalia	2	1	-	1	-	-	1	-	-	1	-
Albania	1	1	-	-	-	1	-	-	-	-	-
Stateless	1	1	-	-	-	1	-	-	-	-	-
Chile	1	1	-	1	-	-	-	-	-	-	-
Jordan	1	1	-	-	-	1	-	-	-	-	-
Kazakhstan	1	1	-	-	1	-	-	-	-	-	-
Libya	1	1	-	-	1	-	-	-	-	-	-
Hungary	1	1	-	-	-	1	-	-	-	-	-
Mexico	1	1	-	-	1	-	-	-	-	-	-
Mongolia	1	-	-	-	-	-	1	-	-	-	1
Nigeria	1	1	-	-	-	1	-	-	-	-	-
Pakistan	1	1	-	-	1	-	-	-	-	-	-
Turkey	1	1	-	-	1	-	-	-	-	-	-
TOTAL	431	359	2	14	216	127	72	0	0	20	52

IS in 1st half of 2019 disaggregated by nationality, sex and age

Nationality	IS in total	Total	MALE				Total	FEMALE			
			0-13	14-17	18-34	35+		0-13	14-17	18-34	35+
Ukraine	617	468	1	-	259	208	149	3	1	54	91
Serbia	88	68	-	-	33	35	20	-	-	5	15
Afghanistan	49	49	1	18	29	1	-	-	-	-	-
Iran	30	20	2	-	12	6	10	2	-	4	4
Moldova	15	13	-	-	7	6	2	-	-	2	-
North Macedonia	12	10	-	-	4	6	2	-	-	1	1
Yemen	11	5	-	2	-	3	6	2	2	1	1
Bangladesh	10	9	-	3	5	1	1	-	-	1	-
Russian Federation	10	5	-	1	1	3	5	-	-	3	2
Albania	8	7	3	-	3	1	1	-	-	1	-
Armenia	8	6	1	1	2	2	2	-	-	1	1
Bosnia and Herzegovina	7	6	-	-	4	2	1	-	-	1	-
Iraq	7	5	2	-	3	-	2	1	-	1	-
Pakistan	6	6	-	-	4	2	-	-	-	-	-
Turkey	5	4	-	-	-	4	1	-	-	1	-
Georgia	4	3	-	-	-	3	1	-	-	-	1
India	4	4	-	-	3	1	-	-	-	-	-
Brazil	3	2	1	-	1	-	1	-	-	1	-
Israel	3	3	-	-	1	2	-	-	-	-	-
Viet Nam	3	2	1	-	1	-	1	-	-	-	1
Stateless	2	2	-	-	-	2	-	-	-	-	-
China	2	1	-	-	1	-	1	-	-	-	1
Colombia	2	2	-	-	2	-	-	-	-	-	-
Korean Republic	2	1	-	-	-	1	1	-	-	-	1
Czechia	1	1	-	-	-	1	-	-	-	-	-
Philippines	1	-	-	-	-	-	1	-	-	-	1
Jordan	1	1	-	-	-	1	-	-	-	-	-
South Africa	1	1	-	-	1	-	-	-	-	-	-
Cameroon	1	1	-	-	1	-	-	-	-	-	-
Canada	1	1	-	-	1	-	-	-	-	-	-
Kazakhstan	1	1	-	-	-	1	-	-	-	-	-
Kenya	1	1	-	-	1	-	-	-	-	-	-
Mexico	1	1	-	-	1	-	-	-	-	-	-
Mongolia	1	1	-	-	1	-	-	-	-	-	-
Unknown nationality	1	1	-	-	1	-	-	-	-	-	-
Nigeria	1	1	-	-	1	-	-	-	-	-	-
Poland	1	-	-	-	-	-	1	-	-	-	1
Romania	1	1	-	-	1	-	-	-	-	-	-
United States, USA	1	1	-	-	-	1	-	-	-	-	-
Thailand	1	-	-	-	-	-	1	-	-	-	1
Tunisia	1	1	-	-	-	1	-	-	-	-	-
Turkmenistan	1	1	-	-	1	-	-	-	-	-	-
TOTAL	926	716	12	25	385	294	210	8	3	77	122

IS by processing of cases by individual DBFPs in 1st half of 2020

Nationality	Total	Thereof:			
		DBFP Bratislava	DBFP B. Bystrica	DBFP Prešov	DBFP Sobrance
Ukraine	208	69	7	19	113
Serbia	32	26	4	1	1
Syria	30	25	4	-	1
Afghanistan	27	25	-	1	1
Moldova	26	17	6	-	3
Georgia	19	16	1	-	2
Algeria	11	1	2	8	-
Morocco	11	8	-	3	-
North Macedonia	6	6	-	-	-
Viet Nam	6	3	3	-	-
Bosnia and Herzegovina	5	4	1	-	-
Egypt	5	1	3	1	-
Iran	5	-	4	1	-
Russian Federation	4	1	1	-	2
China	3	-	1	2	-
India	3	2	1	-	-
Romania	3	1	2	-	-
United States, USA	3	3	-	-	-
Bulgaria	2	2	-	-	-
Montenegro	2	1	1	-	-
Iraq	2	1	1	-	-
Israel	2	-	-	2	-
Palestine	2	1	1	-	-
Somalia	2	2	-	-	-
Albania	1	-	-	1	-
Stateless	1	1	-	-	-
Chile	1	-	1	-	-
Jordan	1	-	-	-	1
Kazakhstan	1	-	-	-	1
Libya	1	-	1	-	-
Hungary	1	-	-	1	-
Mexico	1	1	-	-	-
Mongolia	1	1	-	-	-
Nigeria	1	1	-	-	-
Pakistan	1	-	-	1	-
Turkey	1	1	-	-	-
TOTAL	431	220	45	41	125

IS by processing of cases by individual DBFPs in 1st half of 2019

Nationality	Total	Thereof:			
		DBFP Bratislava	DBFP B. Bystrica	DBFP Prešov	DBFP Sobrance
Ukraine	617	80	11	50	476
Serbia	88	76	9	3	-
Afghanistan	49	23	16	10	-
Iran	30	15	1	14	-
Moldova	15	7	-	1	7
North Macedonia	12	10	1	1	-
Yemen	11	-	11	-	-
Bangladesh	10	1	2	1	6
Russian Federation	10	3	-	5	2
Albania	8	6	1	1	-
Armenia	8	-	-	8	-
Bosnia and Herzegovina	7	7	-	-	-
Iraq	7	-	6	1	-
Pakistan	6	1	1	4	-
Turkey	5	2	2	1	-
Georgia	4	2	2	-	-
India	4	1	1	2	-
Brazil	3	3	-	-	-
Israel	3	1	-	1	1
Viet Nam	3	1	1	1	-
Stateless	2	1	-	-	1
China	2	1	-	1	-
Colombia	2	-	-	-	2
Korean Republic	2	-	2	-	-
Czechia	1	-	-	1	-
Philippines	1	1	-	-	-
Jordan	1	1	-	-	-
South Africa	1	-	1	-	-
Cameroon	1	1	-	-	-
Canada	1	1	-	-	-
Kazakhstan	1	1	-	-	-
Kenya	1	1	-	-	-
Mexico	1	1	-	-	-
Mongolia	1	-	-	1	-
Unknown nationality	1	-	-	-	1
Nigeria	1	1	-	-	-
Poland	1	-	-	1	-
Romania	1	-	-	1	-
United States, USA	1	1	-	-	-
Thailand	1	1	-	-	-
Tunisia	1	-	-	1	-
Turkmenistan	1	-	1	-	-
TOTAL	926	251	69	110	496

IS by processing of cases by individual units of DBFP Bratislava in 1st half of 2020

Nationality	Total	Thereof:						
		FPU PF Bratislava	FPU PF Dunajská Streda	FPU PF Nitra	FPU PF Nové Zámky	FPU PF Trnava	BCU PF Bratislava Ružinov-airport	MU PF Bratislava
Ukraine	69	22	2	14	2	25	1	3
Serbia	26	12	1	1	1	7	-	4
Afghanistan	25	7	15	-	-	-	-	3
Syria	25	11	-	-	8	1	2	3
Moldova	17	-	-	17	-	-	-	-
Georgia	16	-	-	16	-	-	-	-
Morocco	8	-	-	-	2	-	-	6
North Macedonia	6	3	-	-	1	2	-	-
Bosnia and Herzegovina	4	1	1	-	-	2	-	-
United States, USA	3	3	-	-	-	-	-	-
Viet Nam	3	1	-	1	-	1	-	-
Bulgaria	2	-	-	-	-	-	-	2
India	2	2	-	-	-	-	-	-
Somalia	2	-	-	-	-	-	2	-
Algeria	1	-	-	-	-	-	-	1
Stateless	1	1	-	-	-	-	-	-
Montenegro	1	-	-	-	-	-	-	1
Egypt	1	-	-	-	1	-	-	-
Iraq	1	1	-	-	-	-	-	-
Mexico	1	1	-	-	-	-	-	-
Mongolia	1	1	-	-	-	-	-	-
Nigeria	1	-	-	-	-	-	-	1
Palestine	1	-	-	-	1	-	-	-
Romania	1	1	-	-	-	-	-	-
Russian Federation	1	1	-	-	-	-	-	-
Turkey	1	1	-	-	-	-	-	-
TOTAL	220	69	19	49	16	38	5	24

IS by processing of cases by individual units of DBFP Banská Bystrica in 1st half of 2020

Nationality	Total	Thereof:					
		FPU PF Banská Bystrica	FPU PF Rimavská Sobota	FPU PF Ružomberok	FPU PF Trenčín	FPU PF Žilina	MU PF Banská Bystrica
Ukraine	7	4	-	1	-	2	-
Moldova	6	1	-	-	3	2	-
Iran	4	-	-	-	-	-	4
Serbia	4	-	2	-	-	1	1
Syria	4	-	-	-	-	1	3
Egypt	3	-	-	-	3	-	-
Viet Nam	3	-	-	-	-	-	3
Algeria	2	-	-	-	-	-	2
Romania	2	2	-	-	-	-	-
Bosnia and Herzegovina	1	-	-	1	-	-	-
Montenegro	1	-	-	-	-	1	-
Chile	1	-	-	-	-	1	-
China	1	1	-	-	-	-	-
Georgia	1	-	-	1	-	-	-
India	1	-	-	-	1	-	-
Iraq	1	-	-	-	-	1	-
Libya	1	-	-	-	-	1	-
Palestine	1	-	-	-	-	-	1
Russian Federation	1	1	-	-	-	-	-
TOTAL	45	9	2	3	7	10	14

IS by processing of cases by individual units of DBFP Prešov in 1st half of 2020

Nationality	Total	Thereof:					
		FPU PF Košice	FPU PF Michalovce	FPU PF Prešov	BCU PF Košice- airport	BCU PF Poprad- airport	MU PF Prešov
Ukraine	19	10	4	2	-	-	3
Algeria	8	-	-	-	-	-	8
Morocco	3	-	-	-	-	-	3
China	2	-	-	-	2	-	-
Israel	2	2	-	-	-	-	-
Afghanistan	1	-	1	-	-	-	-
Albania	1	1	-	-	-	-	-
Egypt	1	-	-	-	-	-	1
Iran	1	-	-	-	1	-	-
Hungary	1	-	1	-	-	-	-
Pakistan	1	-	-	1	-	-	-
Serbia	1	-	-	1	-	-	-
TOTAL	41	13	6	4	3	0	15

IS by processing of cases by individual units of DBFP Sobrance in 1st half of 2020

Nationality	Total	AU PF Humenné	MIU DBFP Sobrance	BCU PF:										
				Zboj	Topoľňa	Ulič	Ublľa	Podhorod'	Petrovce	Vyšné Nemecké	Maťovské Vojkovce	Veľké Slemence	Čierna nad Tisou	
Afghanistan	1	1	-	-	-	-	-	-	-	-	-	-	-	-
Georgia	2	-	-	-	-	-	-	-	-	2	-	-	-	-
Jordan	1	1	-	-	-	-	-	-	-	-	-	-	-	-
Kazakhstan	1	-	-	-	-	-	1	-	-	-	-	-	-	-
Moldova	3	-	1	-	-	-	1	-	-	1	-	-	-	-
Russian Federation	2	-	-	-	-	-	-	-	-	2	-	-	-	-
Serbia	1	1	-	-	-	-	-	-	-	-	-	-	-	-
Syria	1	1	-	-	-	-	-	-	-	-	-	-	-	-
Ukraine	113	-	-	-	-	-	31	-	-	81	-	-	-	1
TOTAL	125	4	1	0	0	0	33	0	0	86	0	0	0	1

2.3 Unaccompanied Minors Apprehended for IBC and IS

Unaccompanied minors apprehended for IBC and IS in 1st half of 2020

Nationality	Unaccompanied minors apprehended for:		
	Total	IBC	IS
Afghanistan	10	-	10
Syria	2	2	-
Chile	1	-	1
Somalia	1	-	1
TOTAL	14	2	12

Unaccompanied minors apprehended for IBC and IS in 1st half of 2019

Nationality	Unaccompanied minors apprehended for:		
	Total	IBC	IS
Afghanistan	19	-	19
Bangladesh	5	-	5
TOTAL	24	0	24

2.4 Asylum Applications

Overview of asylum applications submitted in 1st half of 2020

Nationality	Number of submitted asylum applications
Syria	21
Afghanistan	17
Iran	13
Bangladesh	11
Algeria	3
Egypt	3
Morocco	3
Viet Nam	3
Albania	2
China	2
Somalia	2
Turkey	2
India	1
Jordan	1
Nigeria	1
Poland	1
Russian Federation	1
Serbia	1
Ukraine	1
TOTAL	89

Overview of asylum applications submitted in 1st half of 2019

Nationality	Number of submitted asylum applications
Afghanistan	46
Iran	28
Armenia	8
Ukraine	8
India	5
Pakistan	4
Russian Federation	3
Bangladesh	2
Bosnia and Herzegovina	1
China	1
Mongolia	1
Turkey	1
TOTAL	108

Note:

In above mentioned amount of asylum applications are included all asylum applications given in mentioned periods on police units without regard to fact, that foreigner was in SR legally or illegally. Repeated asylum applications are also included.

Overview of asylum applications submitted by illegal migrants apprehended for IBC and IS in 1st half of 2020

		Number of apprehended illegal migrants	Number of asylum applications
IBC	external land border between BCPs	41	18
	external land border at BCPs	4	0
	Internal land border*	2	0
	External air border - airports	3	0
	TOTAL	50	18
IS	Inland	296	44
	At BCPs - departing from the SR	121	0
	Returned from other member state	14	13
	TOTAL	431	57
TOTAL		481	75

* During temporary reintroduction of border control at internal borders that have been introduced by Government decree from 08/04/2020 to 26/06/2020.

Overview of asylum applications submitted by illegal migrants apprehended for IBC and IS in 1st half of 2019

		Number of apprehended illegal migrants	Number of asylum applications
IBC	External land border between BCPs	71	0
	External land border at BCPs	11	0
	External air border - airports	12	1
	TOTAL	94	1
IS	Inland	358	45
	At BCPs - departing from the SR	493	0
	Returned from other member state	75	52
	TOTAL	926	97
TOTAL		1 020	98

Overview of asylum applications submitted by illegal migrants apprehended for IBC and IS in 1st half of 2020 disaggregated by nationality of applicants

Nationality	Total	Asylum applications by IBC			Asylum applications by IS		
		land border:		airports	inland	at BCPs departing from the SR	returned from other MS
		between BCPs	at BCPs				
Syria	19	2	-	-	17	-	-
Afghanistan	14	-	-	-	14	-	-
Bangladesh	11	11	-	-	-	-	-
Iran	8	3	-	-	-	-	5
Algeria	3	-	-	-	1	-	2
Egypt	3	-	-	-	3	-	-
Morocco	3	-	-	-	3	-	-
Viet Nam	3	-	-	-	-	-	3
China	2	-	-	-	-	-	2
Somalia	2	-	-	-	2	-	-
Turkey	2	2	-	-	-	-	-
Albania	1	-	-	-	1	-	-
India	1	-	-	-	-	-	1
Jordan	1	-	-	-	1	-	-
Nigeria	1	-	-	-	1	-	-
Serbia	1	-	-	-	1	-	-
TOTAL	75	18	0	0	44	0	13

Overview of asylum applications submitted by illegal migrants apprehended for IBC and IS in 1st half of 2019 disaggregated by nationality of applicants

Nationality	Total	Asylum applications by IBC			Asylum applications by IS		
		land border:		airports	inland	at BCPs departing from the SR	returned from other MS
		between BCPs	at BCPs				
Afghanistan	43	-	-	-	33	-	10
Iran	28	-	-	1	3	-	24
Armenia	8	-	-	-	-	-	8
India	4	-	-	-	2	-	2
Pakistan	3	-	-	-	3	-	-
Russian Federation	3	-	-	-	-	-	3
Ukraine	3	-	-	-	3	-	-
Bangladesh	2	-	-	-	-	-	2
Bosnia and Herzegovina	1	-	-	-	1	-	-
China	1	-	-	-	-	-	1
Mongolia	1	-	-	-	-	-	1
Turkey	1	-	-	-	-	-	1
TOTAL	98	0	0	1	45	0	52

2.5 False Travel, Residence and Other Documents

Number of persons, documents and BCSs by the place of detection in 1st half of 2019 and 2020

		1 st half of 2019			1 st half of 2020		
		persons	documents*	BCSs	persons	documents*	BCSs
Land border	At BCPs - entering the SR	1	1	-	2	1	2
	At BCPs - departing from the SR	2	5	4	2	1	2
	In the vicinity of land border (border surveillance)	-	-	-	-	-	-
	Total	3	6	4	4	2	4
airports	Non-Schengen flights	16	17	41	3	3	0
	Intra-Schengen flights (random check)	-	-	-	4	6	0
	In airport area (or in its vicinity)	-	-	-	-	-	-
	Total	16	17	41	7	9	0
inland	At FPU PF	3	3	-	2	1	3
	At AU PF	-	-	-	-	-	-
	In PDCF	-	-	-	-	-	-
	Other	2	2	-	1	1	0
	Total	5	5	0	3	2	3
TOTAL on the territory of SR		24	28	45	14	13	7

* Except for those Passports in which no changes have been made and they contain counterfeit/forged/fraudulently obtained documents or BCSs

Number of persons, documents and BCSs by DBFPs and PDCFs in 1st half of 2019 and 2020

	1 st half of 2019			1 st half of 2020		
	persons	documents*	BCSs	persons	documents*	BCSs
DBFP Bratislava	13	11	26	9	10	3
DBFP Banská Bystrica	2	2	-	-	-	-
DBFP Prešov	5	8	15	-	-	-
DBFP Sobrance	4	7	4	5	3	4
PDCF Medveďov	-	-	-	-	-	-
PDCF Sečovce	-	-	-	-	-	-
TOTAL	24	28	45	14	13	7

* Except for those Passports in which no changes have been made and they contain counterfeit/forged/fraudulently obtained documents or BCSs

Number of documents and BCSs by the place of detection in 1st half of 2019 and 2020

		1 st half of 2019				1 st half of 2020			
		Total on the territory of SR	Land border	airports	Inland	Total on the territory of SR	Land border	Airports	Inland
DOCUMENTS*	Passport*	9	2	7	-	3	-	2	1
	ID card	11	1	7	3	7	-	6	1
	Other TD	0	-	-	-	0	-	-	-
	Visa	4	1	3	-	0	-	-	-
	Residence permit	1	-	1	-	3	2	1	-
	Driving license	3	2	-	1	0	-	-	-
	Civil status document	0	-	-	-	0	-	-	-
	Criminal records	0	-	-	-	0	-	-	-
	Evidence of education	0	-	-	-	0	-	-	-
	Other supportive document	0	-	-	-	0	-	-	-
	Other	0	-	-	-	0	-	-	-
	TOTAL	28	6	18	4	13	2	9	2
BCSs		45	4	41	-	7	4	0	3

* Except for those Passports in which no changes have been made and they contain counterfeit/forged/fraudulently obtained documents or BCSs

Travel documents (Passports, ID cards and other TDs) by type of fraud detected on the territory of the SR in 1st half of 2019 and 2020

		Total (a – l)	a	b	c	d	e	f	g	h	i	j	k	l	genuine (x)
1 st half 2019	Passport	9	1	-	-	-	4	-	1	-	3	-	-	-	6
	ID card	11	-	-	-	-	-	-	-	-	11	-	-	-	-
	Other TD	0	-	-	-	-	-	-	-	-	-	-	-	-	-
	TOTAL	20	1	0	0	0	4	0	1	0	14	0	0	0	6
1 st half 2020	Passport	3	-	-	1	-	-	-	-	-	-	-	2	-	3
	ID card	7	-	-	-	-	-	-	-	-	4	-	3	-	-
	Other TD	0	-	-	-	-	-	-	-	-	-	-	-	-	-
	TOTAL	10	0	0	1	0	0	0	0	0	0	4	0	5	0

- a) Photo substitution
- b) Unauthorized data alteration/addition
- c) Data page substitution
- d) Inner pages(except for data page) substitution
- e) Data page overlapping (multiple changes – photo substitution incl. Unauthorized data alteration/addition)
- f) Electronic device (any changes, interventions or damages)
- g) Unauthorized interventions to document (damage, overlapping of parts of document, wet stamps removal)
- h) Stolen blank travel document (unauthorized personalization)
- i) counterfeit (made by counterfeiter)
- j) Fantasy/Camouflage document (without legal validity)
- k) Genuine travel document misused by other person (look a like/impostor)
- l) Fraudulently obtained genuine document (e.g. issuance based on false personal data or due to corruption)
- x) Genuine passport with counterfeit/forged/fraudulently obtained documents or BCSs

Documents and BCSs detected in 1st half of 2020 by place of detection, nationality of person and country of origin of the document

	Persons (incl. cases without persons*)		Documents								BCS
	Nationality	Number	Country of origin of the document **	passport		ID card	visas	RP	other****		
				false/count.	genuine (x)***				number	type	
Land border	Ukraine	1	Ukraine	-	1	-	-	-	-	-	-
			Poland	-	-	-	-	-	-	-	-
	Ukraine	1	Ukraine	-	1	-	-	-	-	-	-
			Slovakia	-	-	-	-	-	-	-	-
	Tunisia	1	Italy	-	-	-	-	1	-	-	-
	Moldova	1	Lithuania	-	-	-	-	1	-	-	-
	Total	4	---	0	2	0	0	2	0	---	4
Airports	Somalia	2	Germany	1	-	-	-	1	-	-	-
			Sweden	1	-	1	-	-	-	-	-
	Albania	1	Romania	-	-	1	-	-	-	-	
	Georgia	2	Romania	-	-	2	-	-	-	-	
	Syria	2	Spain	-	-	2	-	-	-	-	
	Total	7	---	2	0	6	0	1	0	---	0
Inland	Bosnia and Herzegovina	1	Bosnia and Herzegovina	-	1	-	-	-	-	-	-
			Slovenia	-	-	-	-	-	-	-	3
	Moldova	2	Bulgaria	1	-	-	-	-	-	-	-
			Romania	-	-	1	-	-	-	-	-
Total	3	---	1	1	1	0	0	0	---	3	
TOTAL on the territory of SR		14	---	3	3	7	0	3	0	---	7

* e. g. documents found in airport premises, Police units premises, in forger's workshop etc.

** The state whose document (travel document, visa, residents permit, border crossing stamp) was falsified (for example in the case of forged visa, the state which issued the visa is reported)

*** Type of fraud „x“- genuine passport in which no changes have been made and they contain counterfeit/forged/fraudulently obtained documents or BCSs

**** Column „type“-contains abbreviations as follows:

DL – driving license
CSD – civil status document
CR – criminal records
EoE – evidence of education
OSD – other supportive document
OTD – other travel document

Counterfeit, forged and fraudulently obtained BCSs detected in 1st half of 2019 and 2020

	1 st half of 2019			1 st half of 2020		
	Persons	BCSs		Persons	BCSs	
		False, counterfeit	Fraudulently obtained		False, counterfeit	Fraudulently obtained
Land border at BCP - entry to the SR	-	-	-	1	2	-
Land border at BCP – departure from SR	2	4	-	1	2	-
Non-Schengen flight	5	41	-	-	-	-
Intra-Schengen flight *	-	-	-	-	-	-
Inland	-	-	-	1	3	-
TOTAL on the territory of SR	7	45	0	3	7	0

* during spot-checks

2.6 Refusal of Entry

Refusal of entry at the external border by reasons for refusal in 1st half of 2019 and 2020

Reasons for refusal	1 st half of 2019			1 st half of 2020		
	Total	Thereof:		Total	Thereof:	
		Land border	Airports		Land border	Airports
A	7	7	-	4	4	-
B	3	-	3	1	1	-
C	98	73	25	37	23	14
D	4	-	4	1	1	-
E	4	2	2	0	-	-
F	176	145	31	86	75	11
G	9	9	-	4	3	1
H1	480	450	30	201	190	11
H2	9	9	-	2	2	-
I	0	-	-	3	3	-
TOTAL	790	695	95	339	302	37

Reasons for refusal of entry in line with the Regulation (EU) 2016/399 on a Union Code on the rules governing the movement of persons across borders (Schengen Borders Code):

- A - Has no valid travel document(s)
- B - Has a false/counterfeit/forged travel document
- C - Has no valid visa or residence permit
- D - Has a false/counterfeit/forged visa or residence permit
- E - Has no appropriate documentation justifying the purpose and conditions of stay
- F - Has already stayed for 90 days in the preceding 180-day period on the territory of the Member States of the EU
- G - Does not have sufficient means of subsistence in relation to the period and form of stay, or the means to return to the country of origin or transit
- H1 - Person for whom an alert has been issued in the SIS for the purposes of refusing entry
- H2 - Person for whom an alert has been issued in national register for the purposes of refusing entry
- I - Is considered to be a threat to public policy, internal security, public health or the international relations of one or more of the Member States of the EU

Refusals of entry in 1st half of 2020

		Reasons										
		Total	Refusal of entry									
			A	B	C	D	E	F	G	H1	H2	I
LAND BORDER	Ukraine	289	4	1	17	-	-	75	3	184	2	3
	Moldova	5	-	-	-	-	-	-	-	5	-	-
	India	2	-	-	2	-	-	-	-	-	-	-
	Serbia	2	-	-	2	-	-	-	-	-	-	-
	Georgia	1	-	-	-	-	-	-	-	1	-	-
	Mongolia	1	-	-	1	-	-	-	-	-	-	-
	Russian Federation	1	-	-	1	-	-	-	-	-	-	-
	Tunisia	1	-	-	-	1	-	-	-	-	-	-
	TOTAL	302	4	1	23	1	0	75	3	190	2	3
AIRPORTS	Ukraine	6	-	-	-	-	-	3	1	2	-	-
	Albania	5	-	-	-	-	-	1	-	4	-	-
	Russian Federation	5	-	-	5	-	-	-	-	-	-	-
	North Macedonia	5	-	-	-	-	-	5	-	-	-	-
	Serbia	4	-	-	-	-	-	2	-	2	-	-
	Syria	3	-	-	3	-	-	-	-	-	-	-
	Moldova	2	-	-	-	-	-	-	-	2	-	-
	Zimbabwe	2	-	-	2	-	-	-	-	-	-	-
	Afghanistan	1	-	-	1	-	-	-	-	-	-	-
	Algeria	1	-	-	-	-	-	-	-	1	-	-
	China	1	-	-	1	-	-	-	-	-	-	-
	Ghana	1	-	-	1	-	-	-	-	-	-	-
	Nigeria	1	-	-	1	-	-	-	-	-	-	-
TOTAL	37	0	0	14	0	0	11	1	11	0	0	
TOTAL	339	4	1	37	1	0	86	4	201	2	3	

Refusals of entry in 1st half of 2019

		Reasons										
		Total	Refusal of entry									
			A	B	C	D	E	F	G	H1	H2	I
LAND BORDER	Ukraine	667	7	-	58	-	2	142	9	440	9	-
	Moldova	11	-	-	-	-	-	2	-	9	-	-
	Serbia	9	-	-	8	-	-	-	-	1	-	-
	Russian Federation	3	-	-	3	-	-	-	-	-	-	-
	Egypt	1	-	-	1	-	-	-	-	-	-	-
	Georgia	1	-	-	1	-	-	-	-	-	-	-
	Tajikistan	1	-	-	1	-	-	-	-	-	-	-
	Turkey	1	-	-	-	-	-	1	-	-	-	-
	Uzbekistan	1	-	-	1	-	-	-	-	-	-	-
	TOTAL	695	7	0	73	0	2	145	9	450	9	0
AIRPORTS	Albania	25	-	-	3	-	1	5	-	16	-	-
	Serbia	16	-	1	-	-	-	8	-	7	-	-
	North Macedonia	14	-	-	-	-	-	10	-	4	-	-
	Ukraine	9	-	-	2	-	1	3	-	3	-	-
	Morocco	5	-	-	4	1	-	-	-	-	-	-
	India	4	-	-	4	-	-	-	-	-	-	-
	Iran	4	-	2	2	-	-	-	-	-	-	-
	Russian Federation	4	-	-	-	-	-	4	-	-	-	-
	Afghanistan	2	-	-	2	-	-	-	-	-	-	-
	Armenia	2	-	-	-	2	-	-	-	-	-	-
	Syria	2	-	-	2	-	-	-	-	-	-	-
	Belarus	1	-	-	1	-	-	-	-	-	-	-
	China	1	-	-	1	-	-	-	-	-	-	-
	Iraq	1	-	-	1	-	-	-	-	-	-	-
	South Africa	1	-	-	1	-	-	-	-	-	-	-
	Canada	1	-	-	-	-	-	1	-	-	-	-
	Pakistan	1	-	-	1	-	-	-	-	-	-	-
	Sudan	1	-	-	1	-	-	-	-	-	-	-
	Viet Nam	1	-	-	-	1	-	-	-	-	-	-
	TOTAL	95	0	3	25	4	2	31	0	30	0	0
TOTAL	790	7	3	98	4	4	176	9	480	9	0	

Refusal of entry of third country nationals at the external land border by individual BCPs and reasons for refusal in 1st half of 2020

		Reasons for refusal										
		Total	Thereof:									
			A	B	C	D	E	F	G	H1	H2	I
Ubl'a		131	1	-	4	-	-	52	-	73	1	-
Thereof:	Ukraine	129	1	-	4	-	-	52	-	71	1	-
	Moldova	2	-	-	-	-	-	-	-	2	-	-
Vyšné Nemecké		157	3	1	17	-	-	19	2	111	1	3
Thereof:	Ukraine	149	3	1	12	-	-	19	2	108	1	3
	Moldova	3	-	-	-	-	-	-	-	3	-	-
	India	2	-	-	2	-	-	-	-	-	-	-
	Mongolia	1	-	-	1	-	-	-	-	-	-	-
	Russian Federation	1	-	-	1	-	-	-	-	-	-	-
	Serbia	1	-	-	1	-	-	-	-	-	-	-
Veľké Slomence		6	-	-	-	-	-	1	1	4	-	-
Thereof:	Ukraine	6	-	-	-	-	-	1	1	4	-	-
Čierna nad Tisou		8	-	-	2	1	-	3	-	2	-	-
Thereof:	Ukraine	5	-	-	1	-	-	3	-	1	-	-
	Georgia	1	-	-	-	-	-	-	-	1	-	-
	Serbia	1	-	-	1	-	-	-	-	-	-	-
	Tunisia	1	-	-	-	1	-	-	-	-	-	-
Maťovské Vojkovce		-	-	-	-	-	-	-	-	-	-	-
SPOLU		302	4	1	23	1	0	75	3	190	2	3

Refusal of entry of third country nationals at the external land border by individual BCPs and reasons for refusal in 1st half of 2019

		Reasons for refusal										
		Total	Thereof:									
			A	B	C	D	E	F	G	H1	H2	I
Ubl'a		257	1	-	29	-	1	85	4	135	2	-
Thereof:	Ukraine	251	1	-	26	-	1	84	4	133	2	-
	Moldova	3	-	-	-	-	-	1	-	2	-	-
	Russian Federation	2	-	-	2	-	-	-	-	-	-	-
	Tajikistan	1	-	-	1	-	-	-	-	-	-	-
Vyšné Nemecké		382	6	-	35	-	-	50	-	284	7	-
Thereof:	Ukraine	366	6	-	28	-	-	48	-	277	7	-
	Moldova	7	-	-	-	-	-	1	-	6	-	-
	Serbia	4	-	-	3	-	-	-	-	1	-	-
	Egypt	1	-	-	1	-	-	-	-	-	-	-
	Georgia	1	-	-	1	-	-	-	-	-	-	-
	Russian Federation	1	-	-	1	-	-	-	-	-	-	-
	Turkey	1	-	-	-	-	-	1	-	-	-	-
	Uzbekistan	1	-	-	1	-	-	-	-	-	-	-
Veľké Slemence		36	-	-	2	-	-	7	-	27	-	-
Thereof:	Ukraine	36	-	-	2	-	-	7	-	27	-	-
Čierna nad Tisou		19	-	-	7	-	1	2	5	4	-	-
Thereof:	Ukraine	13	-	-	2	-	1	2	5	3	-	-
	Serbia	5	-	-	5	-	-	-	-	-	-	-
	Moldova	1	-	-	-	-	-	-	-	1	-	-
Maťovské Vojkovce		1	-	-	-	-	-	1	-	-	-	-
Thereof:	Ukraine	1	-	-	-	-	-	1	-	-	-	-
TOTAL		695	7	0	73	0	2	145	9	450	9	0

Refusal of entry of third country nationals at the external air border by individual BCPs and reasons for refusal in 1st half of 2020

		Reasons for refusal										
		Total	Thereof:									
			A	B	C	D	E	F	G	H1	H2	I
Bratislava airport		36	-	-	13	-	-	11	1	11	-	-
Thereof:	Afghanistan	1	-	-	1	-	-	-	-	-	-	-
	Albania	5	-	-	-	-	-	1	-	4	-	-
	Algeria	1	-	-	-	-	-	-	-	1	-	-
	China	1	-	-	1	-	-	-	-	-	-	-
	Ghana	1	-	-	1	-	-	-	-	-	-	-
	Moldova	2	-	-	-	-	-	-	-	2	-	-
	Russian Federation	5	-	-	5	-	-	-	-	-	-	-
	North Macedonia	5	-	-	-	-	-	5	-	-	-	-
	Serbia	4	-	-	-	-	-	2	-	2	-	-
	Syria	3	-	-	3	-	-	-	-	-	-	-
	Ukraine	6	-	-	-	-	-	3	1	2	-	-
	Zimbabwe	2	-	-	2	-	-	-	-	-	-	-
Poprad airport		0	-	-	-	-	-	-	-	-	-	-
Košice airport		1	-	-	1	-	-	-	-	-	-	-
Thereof:	Nigeria	1	-	-	1	-	-	-	-	-	-	-
small airports		0	-	-	-	-	-	-	-	-	-	-
TOTAL		37	0	0	14	0	0	11	1	11	0	0

Refusal of entry of third country nationals at the external air border by individual BCPs and reasons for refusal in 1st half of 2019

		Reasons for refusal										
		Total	Thereof:									
			A	B	C	D	E	F	G	H1	H2	I
Bratislava airport		88	-	1	21	3	2	31	-	30	-	-
Thereof:	Albania	25	-	-	3	-	1	5	-	16	-	-
	Serbia	16	-	1	-	-	-	8	-	7	-	-
	North Macedonia	14	-	-	-	-	-	10	-	4	-	-
	Ukraine	9	-	-	2	-	1	3	-	3	-	-
	India	4	-	-	4	-	-	-	-	-	-	-
	Russian Federation	4	-	-	-	-	-	4	-	-	-	-
	Afghanistan	2	-	-	2	-	-	-	-	-	-	-
	Armenia	2	-	-	-	2	-	-	-	-	-	-
	Morocco	2	-	-	2	-	-	-	-	-	-	-
	Syria	2	-	-	2	-	-	-	-	-	-	-
	Belarus	1	-	-	1	-	-	-	-	-	-	-
	China	1	-	-	1	-	-	-	-	-	-	-
	Iran	1	-	-	1	-	-	-	-	-	-	-
	Iraq	1	-	-	1	-	-	-	-	-	-	-
	South Africa	1	-	-	1	-	-	-	-	-	-	-
	Canada	1	-	-	-	-	-	1	-	-	-	-
Pakistan	1	-	-	1	-	-	-	-	-	-	-	
Viet Nam	1	-	-	-	1	-	-	-	-	-	-	
Poprad airport		0	-	-	-	-	-	-	-	-	-	-
Košice airport		7	-	2	4	1	-	-	-	-	-	-
Thereof:	Iran	3	-	2	1	-	-	-	-	-	-	-
	Morocco	3	-	-	2	1	-	-	-	-	-	-
	Sudan	1	-	-	1	-	-	-	-	-	-	-
small airports		0	-	-	-	-	-	-	-	-	-	-
TOTAL		95	0	3	25	4	2	31	0	30	0	0

2.7 Facilitation of Illegal Migration and Trafficking in Human Beings

Documented cases of facilitation of illegal migration and trafficking in human beings in 1st half of 2019 and 2020

		1 st half of 2019	1 st half of 2020	
TOTAL	Complaints: commenced criminal prosecution / charges filed	47/31	33/33	
	Persons: suspects / accused	104/71	65/52	
	Illegal migrants/Victims	353/24	238/34	
	Offences	84	194	
Facilitation (§ 355, § 356 CC)	Complaints: commenced criminal prosecution / charges filed	34/23	24/25	
	Facilitators: suspects / accused	71/50	48/40	
	Thereof:	IBC (§ 355 CC)	19	17
		Marriages of convenience (§ 356 CC)	24	12
		Illegal work (§ 356 CC)	4	4
IS on the territory of SR, EU (§ 356 CC)		2	7	
	Violent crossing of the external border (§ 354 CC)	1	0	
Trafficking in human beings (§ 179 CC)	Complaints: commenced criminal prosecution / charges filed	13/8	9/8	
	Persons: suspects / accused	33/21	17/12	
	Victims	24	34	

Illegal migration through facilitation and trafficking in human beings in 1st half of 2020

	Complaints		Persons		Illegal migrant/victims	Illegal migrants (apprehended)	Offences	Value in €
	commenced criminal prosecutions	charges filed	suspects	accused				
Facilitation § 355 CC organized group	0	1	3	3	* VNM ?	0	3	33 700,00
Facilitation § 355 CC criminal group	-	-	-	-	-	-	-	-
Facilitation § 356 CC marriages of convenience organized group	-	-	-	-	-	-	-	-
Facilitation § 355 CC	15	12	18	14	81	81	15	11 800,00
Facilitation § 356 CC marriages of convenience	4	8	11	12	7	0	8	11 400,00
Facilitation § 356 CC illegal work	3	2	6	4	10	0	5	0,00
Facilitation §356 CC IS on the territory of the SR, EU	2	2	10	7	140	0	7	0,00
Facilitation TOTAL	24	25	48	40	238	81	38	56 900,00
Trafficking in human beings § 179 CC organized group	0	1	2	2	19	0	140	0,00
Trafficking in human beings §179 CC	9	7	15	10	15	0	16	22 500,00
Trafficking in human beings TOTAL	9	8	17	12	34	0	152	22 500,00
TOTAL	33	33	65	52	238/34	81	194	79 150,00

* VNM number in the first line is not final yet

Organized and criminal groups in cases recorder by NUCIM in 1st half of 2020

	Complaints		Persons	
	commenced criminal prosecutions	charges filed	suspects	accused
Facilitation § 355 CC - organized group	-	1	3	3
Facilitation § 355 CC - criminal group	-	-	-	-
Facilitation – marriage of convenience § 356 CC - organized group	-	-	-	-
Trafficking in human beings § 179 CC – organized group	-	1	2	2
TOTAL	0	2	5	5

Cases of facilitation by the place of detection processed by NUCIM in 1st half of 2020 (§§ 355, 356 CC)

			Complaints		Persons		Illegal migrants	
			Commenced criminal prosecutions	Charges filed	suspects	accused	total	apprehended
External border	Land border	§ 355 CC	-	1	3	3	VNM ?*	-
		§ 356 CC	-	-	-	-	-	-
	airports	-	-	-	-	-	-	-
External border in total			0	1	3	3	0	0
Internal border § 355	Austria		1	0	1	0	1	1
	Hungary		13	12	16	14	78	78
	Czechia		-	-	-	-	-	-
	Poland		-	-	-	-	-	-
Internal border § 355 in total			14	12	17	14	79	79
Inland §§ 355, 356 CC	§ 355 CC	Facilitation	1	-	1	-	2	2
		Marriage of convenience	-	-	-	-	-	-
	§ 356 CC	Illegal work	3	2	6	4	10	-
		Other case of IS on the territory of the SR	2	2	10	7	140	-
Inland §§ 355, 356 CC in total			6	4	17	11	152	2
EU countries § 356 CC (marriage of convenience, IS on the territory of the EU) in total			0	2	5	5	2	0
Non EU countries (United Kingdom) § 356 CC (marriages of convenience) in total			4	6	6	7	5	0
TOTAL			24	25	48	40	238	81

* VNM number in the first line is not final yet

Nationality of facilitators and illegal migrants in 1st half of 2020 – facilitation

Facilitators		
Nationality	Suspects	Accused
Algeria	1	1
Bulgaria	2	2
Czechia	2	2
Romania	2	2
Russian Federation	2	2
Slovakia	22	22
Serbia	2	2
Tunisia	1	1
Ukraine	6	6
Unknown	8	0
---	-	-
TOTAL	48	40

Illegal migrants		
Nationality	Facilitated	Thereof apprehended
Afghanistan	19	19
Algeria	7	6
Bangladesh	1	0
Egypt	5	3
Palestine	1	1
Pakistan	3	0
Morocco	2	2
Serbia	1	1
Syria	59	49
Ukraine	10	0
Viet Nam	130	0
TOTAL	238	81

Nationality of offenders and victims in 1st half of 2020 – trafficking in human beings

Offenders		
Nationality	Suspects	Accused
Poland	1	1
Romania	1	1
Slovakia	10	10
Unknown	5	0
TOTAL	17	12

Victims	
Nationality	Number
Slovakia	34
---	-
---	-
---	-
SPOLU	34

Note:

Facilitation – according to § 355, § 356 of the Criminal Code (disaggregated by marriages of convenience, illegal work and employment and other form of stay on the territory of the SR).

Complaints (initiated criminal proceeding) – all complaints leading to commencement of criminal prosecution according to the Regulation of Ministry of Interior no. 53/2009 made by NUCIM,

Charges filed – the resolutions to file charges according to § 206 par. 1 of the Criminal Procedure Code,

Suspects – persons mentioned in the order to prosecute according to § 199 par. 1 of the Criminal Procedure Code,

Accused persons - all persons (individuals), who were accused of offence of facilitation according to § 206 par. 1 of the Criminal Procedure Code,

Illegal migrants (in total) - persons, who are not citizens of the SR or who are not SR permanent residents and who have used services of facilitators according to § 355 CC and persons, who are not citizens of the SR or other MS or citizens of the European Economic Area member state and who have used services of facilitators according to § 356 CC and are mentioned in resolution on the commencement of criminal prosecution according to § 199 par. 1 or in the resolution to file charges according to § 206/1 of the Criminal Procedure Code,

Illegal migrants (apprehended) – persons mentioned above, who have used services of facilitators and who were physically apprehended by a Police Force unit,

Offence – according to the Criminal Code, the offence is also the partial attack of a continuing offense, unless expressly provided otherwise.

Trafficking in human beings - according to § 179 of the Criminal Code (disaggregated by sexual and labour exploitation, forced begging, marriages, etc.)

Victims of Trafficking in human beings – persons who under false pretences, trap, deprivation of personal freedom, kidnapping, violence, threat of violence, or under the threat of another serious damage, and these persons were lured, transported provided for even with their consent for the purpose of their further exploitation (sexual and labour, begging, etc.)

2.8 Return Policy and Persons Taken over to the SR

2.8.1 Readmission

Overview of persons handed and taken over according to Readmission Agreements in 1st half of 2019 and 2020

Country of readmission	1 st half of 2019				1 st half of 2020			
	Illegal migration		Other		Illegal migration		Other	
	Persons handed over (from SR)	Persons taken over (to SR)	Persons handed over (from SR)	Persons taken over (to SR)	Persons handed over (from SR)	Persons taken over (to SR)	Persons handed over (from SR)	Persons taken over (to SR)
Ukraine	66	2	-	-	20	2	-	-
Italy	-	-	-	-	1	-	-	-
Hungary	-	-	-	-	-	-	-	-
Czechia	-	32	-	1	-	10	-	-
Poland	-	3	-	-	-	-	-	-
Austria	1	1	-	2	-	-	-	-
TOTAL	67	38	0	3	21	12	0	0

Note:

Illegal migration – this category includes handed over and taken over persons within the reference period regardless the period in which they were apprehended for illegal migration by authority of the SR or other country.

Other – this category includes handed over and taken over persons according readmission agreements within the reference period who were not apprehended for illegal migration on the territory of the SR and at the time of readmission their stay in the SR or other member state of the EU was legal.

„Persons handed over (from SR)“ – this category includes persons, who were sentenced for a crime that is not regarded to illegal migration (i.e. theft) and who were sentenced to judicial expulsion and they were handed over to the territory of other EU member state, where they were permitted to stay.

„Persons taken over (to SR)“ – this category includes persons, who were returned from other EU member state and they are permitted to stay on the territory of the SR.

Overview of persons handed over from the SR according to Readmission Agreements related illegal migration in 1st half of 2020

Nationality	Total	Thereof:					
		Ukraine	Italy	Hungary	Czechia	Poland	Austria
Bangladesh	8	8	-	-	-	-	-
India	5	5	-	-	-	-	-
Ukraine	3	3	-	-	-	-	-
Uzbekistan	2	2	-	-	-	-	-
Algeria	1	1	-	-	-	-	-
Moldova	1	1	-	-	-	-	-
Nigeria	1	-	1	-	-	-	-
TOTAL	21	20	1	0	0	0	0

Overview of persons handed over from the SR according to Readmission Agreements related illegal migration in 1st half of 2019

Nationality	Total	Thereof:				
		Ukraine	Austria	Hungary	Czechia	Poland
Viet Nam	16	16	-	-	-	-
Turkey	10	10	-	-	-	-
Bangladesh	8	8	-	-	-	-
Sri Lanka	7	7	-	-	-	-
Russian Federation	6	6	-	-	-	-
Ukraine	4	4	-	-	-	-
Azerbaijan	3	3	-	-	-	-
Uzbekistan	3	3	-	-	-	-
Afghanistan	2	2	-	-	-	-
India	2	2	-	-	-	-
Pakistan	2	2	-	-	-	-
Somalia	2	2	-	-	-	-
Georgia	1	1	-	-	-	-
Jordan	1	-	1	-	-	-
TOTAL	67	66	1	0	0	0

Overview of persons taken over to the SR according to Readmission Agreements related illegal migration in 1st half of 2020

Nationality	Total	Thereof:				
		Ukraine	Austria	Hungary	Czechia	Poland
Iran	4	-	-	-	4	-
Viet Nam	3	-	-	-	3	-
Algeria	2	-	-	-	2	-
Tajikistan	2	2	-	-	-	-
Serbia	1	-	-	-	1	-
TOTAL	12	2	0	0	10	0

Overview of persons taken over to the SR according to Readmission Agreements related illegal migration in 1st half of 2019

Nationality	Total	Thereof:				
		Ukraine	Austria	Hungary	Czechia	Poland
Yemen	11	-	-	-	11	-
Afghanistan	10	-	-	-	7	3
Iraq	6	-	-	-	6	-
Bangladesh	3	-	1	-	2	-
Albania	1	-	-	-	1	-
India	1	-	-	-	1	-
DPR of Korea	1	1	-	-	-	-
North Macedonia	1	-	-	-	1	-
Moldova	1	1	-	-	-	-
Serbia	1	-	-	-	1	-
Ukraine	1	-	-	-	1	-
Viet Nam	1	-	-	-	1	-
TOTAL	38	2	1	0	32	3

2.8.2 Voluntary returns

Overview of effective voluntary returns in 1st half of 2020 by country of return and Project type

Country of return	Total	Thereof:	
		Project „C“	Project „I“
Georgia	6	-	6
North Macedonia	3	-	3
Morocco	3	-	3
China	2	-	2
Serbia	2	-	2
Algeria	1	-	1
Egypt	1	-	1
Mexico	1	-	1
Ukraine	1	-	1
TOTAL	20	0	20

Overview of effective voluntary returns in 1st half of 2019 by country of return and Project type

Country of return	Total	Thereof:	
		Project „C“	Project „I“
Serbia	23	-	23
Ukraine	9	-	9
Iraq	6	-	6
Iran	5	-	5
Afghanistan	2	-	2
North Macedonia	2	-	2
Moldova	2	-	2
Armenia	1	-	1
Bangladesh	1	-	1
Georgia	1	-	1
Kenya	1	-	1
Mongolia	1	-	1
Pakistan	1	-	1
Russian Federation	1	-	1
Thailand	1	-	1
Turkey	1	-	1
Viet Nam	1	-	1
TOTAL	59	0	59

Source: International Organization for Migration (IOM)

Note:

Voluntary returns - this category includes returns of foreigners from Police Detention Centres for Foreigners, from asylum institutions of the Migration Office of MOI SR and foreigners on the territory of the SR, who are not staying in facilities of MOI SR.

Project „C“ - Cooperation Agreement between the International Organization for Migration and the Ministry of Interior of the Slovak Republic to assist the return of unsuccessful asylum seekers and illegal migrants to their country of origin.

Project „I“ – Voluntary return and reintegration in country of origin (implementation 01/012020 – 31/12/2021).

2.8.3 Dublin Transfers

Effective Dublin transfers according to the Regulation (EU) No. 604/2013 in 1st half of 2019 and 2020

	1 st half of 2019	1 st half of 2020
Persons taken over to the SR	43	11
Persons handed over from the SR	11	1

Note:

This table regards persons handed over and taken over within the reference period regardless the period in which they were apprehended for illegal migration by authority of the SR or other country, regardless the administrative or judicial removal.

Effective transfers according to the Dublin Regulation – if the SR hands over (returns) the third country national to other member state, that is competent for decision in asylum procedure, or the SR takes over the third country national from other member state, as SR is competent for decision in asylum procedure.

Persons taken over to the SR from individual countries according to the Dublin regulation in 1st half of 2020 disaggregated by nationality

Nationality	Total	Taken over from:			
		AT	DE	SE	BE
Syria	4	3	-	-	1
Iran	3	-	1	1	1
China	2	-	2	-	-
Afghanistan	1	1	-	-	-
India	1	1	-	-	-
TOTAL	11	5	3	1	2

Persons taken over to the SR from individual countries according to the Dublin regulation in 1st half of 2019 disaggregated by nationality

Nationality	Total	Taken over from:			
		AT	DE	CH	SE
Iran	24	12	7	4	1
Armenia	8	-	8	-	-
Afghanistan	3	1	2	-	-
Russian Federation	3	-	3	-	-
India	2	1	1	-	-
China	1	-	1	-	-
Mongolia	1	-	-	-	1
Turkey	1	-	1	-	-
TOTAL	43	14	23	4	2

Persons handed over from the SR to individual countries according to the Dublin regulation in 1st half of 2020 disaggregated by nationality

Nationality	Total	Thereof handed over to:
		IT
Gambia	1	1
TOTAL	1	1

Persons handed over from the SR to individual countries according to the Dublin regulation in 1st half of 2019 disaggregated by nationality

Nationality	Total	Thereof handed over to:						
		RO	DE	AT	NL	ES	CZ	BG
Iran	5	4	1	-	-	-	-	-
Afghanistan	1	-	-	-	-	-	-	1
Benin	1	-	-	-	1	-	-	-
Unknown	1	-	-	1	-	-	-	-
Nigeria	1	-	-	-	-	1	-	-
Pakistan	1	-	1	-	-	-	-	-
Ukraine	1	-	-	-	-	-	1	-
TOTAL	11	4	2	1	1	1	1	1

AT- Austria
DE - Germany
ES - Spain
BG – Bulgaria
NL - Netherlands
BE - Belgium

SE – Sweden
CH – Switzerland
CZ - Czechia
RO – Romania
IT - Italy

2.8.4 Police Detention Centres for Foreigners

Number of placed foreigners (real number of persons) and outcomes of detention within the PDCF – return, release

		Total	PDCF Medved'ov	PDCF Sečovce
1	Number of placed persons from the previous period remaining detained on 01/01/2020	19	0	19
2	Number of persons placed during 1 st half of 2020*	132	26	106
3	Number of placed persons remaining detained on 30/06/2020	38	21	17
Number of released/returned persons from PDCF during 1st half of 2020 (1+2-3)		108	0	108
Thereof**:	Readmission	1	0	1
	Dublin	1	0	1
	AVR	8	0	8
	Other way of return	31	3	28
	Released	39	0	39
Number of persons, who have applied for asylum during their detention in PDCF		29	2	27

* one person is counted only once in respective PDCF, regardless number of their placement (release, new detention, repeated placement),

** one person is counted only once in PDCF according the respective disaggregation, e. g. if the return was carried out according the readmission agreement, the person is counted only in the category "Readmission", not in the category "Other way of return"; or if the person was released and has been detained again, the repeated placement is not counted.

Note:

Other way of return – forced return (which is not a readmission, Dublin neither Assisted voluntary return) performed via External Air border BCP or External Land border BCP.

Number of foreigners released/removed from PDCF Medved'ov in 1st half of 2020 by nationality

Nationality	Number of released/returned foreigners	Readmission	Dublin	AVR	Other way of return	Released
Ukraine	2	-	-	-	2	-
Bosnia and Herzegovina	1	-	-	-	1	-
TOTAL	3	0	0	0	3	0

Number of foreigners released/removed from PDCF Sečovce in 1st half of 2020 by nationality

Nationality	Number of released/returned foreigners	Readmission	Dublin	AVR	Other way of return	Released
Moldova	18	-	-	-	18	-
Syria	16	-	-	-	-	16
Algeria	8	-	-	1	-	7
Serbia	7	-	-	2	4	1
Morocco	5	-	-	3	-	2
Egypt	3	-	-	1	-	2
Nigeria	3	1	-	-	2	-
Afghanistan	2	-	-	-	-	2
China	2	-	-	-	1	1
Palestine	2	-	-	-	-	2
Tajikistan	2	-	-	-	-	2
Ukraine	2	-	-	1	1	-
Bangladesh	1	-	-	-	-	1
Montenegro	1	-	-	-	1	-
Gambia	1	-	1	-	-	-
Georgia	1	-	-	-	-	1
Iran	1	-	-	-	-	1
Turkey	1	-	-	-	1	-
Viet Nam	1	-	-	-	-	1
TOTAL	77	1	1	8	28	39

Activities of PDCF Medved'ov/Sečovce in 1st half of 2019 and 2020

Activity of PDCF	PDCF Medved'ov		PDCF Sečovce	
	1 st half of 2019	1 st half of 2020	1 st half of 2019	1 st half of 2020
Number of placements	41	29	53	143
Number of releases	16	4	21	126
Applications for issue of ETD	14	6	9	18
Applications for issue of ETD for other units	10	37	3	0
Number of ETDs issued for PDCF	13	1	1	2
Number of ETDs issued for other units	2	2	3	0
Escorts related to conducted returns	25	6	6	9
Removal by air with escort	4	1	5	4
Escorts by air of UMs from CH Dľaň Medzilaborce for the purpose of the Dublin transfer	-	-	-	-
Other escorts	29	29	27	62
Transports (from CZE to UKR)	6	-	1	9
Assistance by transport from AUT to POL	-	-	-	-

Note:

Number of placements: number of all placements (one person may be listed more than once),

Number of releases: number of releases according Art. 90/2/b of Act on stay of foreigners or due to reason of relocation to other PDCF (one person may be listed more than once).

2.8.5 Return Decisions and Effective Returns

Overview of return decisions issued in 1st half of 2020

Nationality	Total	Illegal migration		Other	
		AR	JR	AR	JR
Ukraine	233	177	38	3	15
Serbia	31	25	2	-	4
Moldova	28	2	25	-	1
Georgia	24	19	2	2	1
Bangladesh	19	16	3	-	-
Syria	18	17	1	-	-
Morocco	9	9	-	-	-
Romania	9	-	2	-	7
Afghanistan	8	8	-	-	-
North Macedonia	7	6	-	-	1
Bosnia and Herzegovina	5	4	1	-	-
India	5	5	-	-	-
Egypt	4	4	-	-	-
Poland	4	-	-	1	3
Russian Federation	4	4	-	-	-
China	3	3	-	-	-
Algeria	2	2	-	-	-
Montenegro	2	2	-	-	-
Croatia	2	-	-	2	-
Israel	2	2	-	-	-
United States, USA	2	2	-	-	-
Turkey	2	2	-	-	-
Uzbekistan	2	2	-	-	-
Albania	1	-	1	-	-
Belgium	1	-	1	-	-
Belarus	1	-	-	1	-
Chile	1	1	-	-	-
France	1	-	-	-	1
Iraq	1	1	-	-	-
Iran	1	1	-	-	-
Kazakhstan	1	1	-	-	-
Hungary	1	-	1	-	-
Mexico	1	1	-	-	-
Mongolia	1	1	-	-	-
Nigeria	1	-	1	-	-
Pakistan	1	1	-	-	-
Palestine	1	1	-	-	-
Austria	1	-	-	-	1
Sierra Leone	1	1	-	-	-
Viet Nam	1	1	-	-	-
TOTAL	442	321	78	9	34

Overview of return decisions issued in 1st half of 2019

Nationality	Total	Illegal migration		Other	
		AR	JR	AR	JR
Ukraine	637	589	28	11	9
Serbia	91	84	3	2	2
Viet Nam	20	20	-	-	-
Turkey	18	15	1	-	2
Moldova	17	16	-	-	1
Bangladesh	13	13	-	-	-
Russian Federation	13	13	-	-	-
Afghanistan	11	11	-	-	-
Yemen	11	11	-	-	-
North Macedonia	11	11	-	-	-
Albania	8	5	3	-	-
Iran	8	8	-	-	-
Iraq	7	7	-	-	-
Sri Lanka	7	7	-	-	-
Bosnia and Herzegovina	6	6	-	-	-
Georgia	6	4	2	-	-
Pakistan	5	5	-	-	-
Poland	4	-	1	3	-
Azerbaijan	3	3	-	-	-
Brazil	3	3	-	-	-
Israel	3	2	1	-	-
Uzbekistan	3	2	1	-	-
Belarus	2	1	1	-	-
Bulgaria	2	-	-	1	1
India	2	2	-	-	-
Colombia	2	2	-	-	-
Korean Republic	2	2	-	-	-
Hungary	2	-	-	1	1
Romania	2	-	1	1	-
Somalia	2	2	-	-	-
Algeria	1	1	-	-	-
Armenia	1	1	-	-	-
Stateless	1	1	-	-	-
Philippines	1	1	-	-	-
Guatemala	1	-	-	-	1
Croatia	1	-	-	-	1
Jordan	1	1	-	-	-
Cameroon	1	1	-	-	-
Canada	1	1	-	-	-
Kazakhstan	1	1	-	-	-
Kenya	1	1	-	-	-
Mexico	1	1	-	-	-
Syria	1	1	-	-	-
Thailand	1	1	-	-	-
Tunisia	1	1	-	-	-
Turkmenistan	1	1	-	-	-
TOTAL	937	858	42	19	18

Note:

Overview contains information on to how many foreigners a decision on removal (AR or JR) was issued during the reference period (more than 1 decision might be issued to one person), regardless of when they have been detained.

- **Illegal migration AR/JR** – foreigners to whom the decision on administrative or judicial removal (AR, JR) was issued for the reasons related to illegal migration (IBC and IS)
- **Other** – foreigners to whom a decision on administrative or judicial removal (AR, JR) has been issued for the reasons, which do not relate to illegal migration (breach or not fulfilling general legal conditions with no connections to illegal migration).

Nationality of each foreigner in the overview is that one, he/she reported during removal procedure in the SR.

Overview of effective returns from the SR in 1st half of 2020

Nationality	Total	AR		JR	
		of illegal migration	other	of illegal migration	other
Ukraine	198	144	1	38	15
Moldova	24	2	-	21	1
Serbia	12	7	-	1	4
Georgia	11	8	-	2	1
Romania	9	-	-	2	7
Bangladesh	8	8	-	-	-
India	5	5	-	-	-
Morocco	4	4	-	-	-
Poland	4	-	-	-	4
North Macedonia	4	4	-	-	-
China	3	2	-	1	-
Nigeria	3	1	-	2	-
Uzbekistan	2	2	-	-	-
Albania	1	-	-	1	-
Algeria	1	1	-	-	-
Belgium	1	-	-	1	-
Bosnia and Herzegovina	1	-	-	1	-
Montenegro	1	1	-	-	-
Egypt	1	1	-	-	-
France	1	-	-	-	1
Netherlands	1	-	-	-	1
Kazakhstan	1	1	-	-	-
Hungary	1	-	-	1	-
Mexico	1	1	-	-	-
Austria	1	-	-	-	1
Russian Federation	1	1	-	-	-
Turkey	1	-	-	1	-
TOTAL	301	193	1	72	35

Overview of effective returns from the SR in 1st half of 2019

Nationality	Total	AR		JR	
		of illegal migration	other	of illegal migration	other
Ukraine	609	560	11	29	9
Serbia	36	32	-	3	1
Viet Nam	17	17	-	-	-
Turkey	14	11	-	1	2
Russian Federation	13	13	-	-	-
Moldova	10	9	-	-	1
Bangladesh	9	9	-	-	-
Sri Lanka	7	7	-	-	-
Iraq	6	6	-	-	-
Iran	6	6	-	-	-
Afghanistan	5	5	-	-	-
Albania	5	2	-	3	-
Georgia	5	3	-	2	-
Azerbaijan	3	3	-	-	-
North Macedonia	3	3	-	-	-
Pakistan	3	3	-	-	-
Uzbekistan	3	2	-	1	-
Belarus	2	1	-	1	-
India	2	2	-	-	-
Somalia	2	2	-	-	-
Armenia	1	1	-	-	-
Benin	1	-	-	1	-
Stateless	1	1	-	-	-
Bosnia and Herzegovina	1	1	-	-	-
Bulgaria	1	-	-	-	1
Czechia	1	-	-	-	1
Philippines	1	1	-	-	-
Croatia	1	-	-	-	1
Israel	1	-	-	1	-
Jordan	1	1	-	-	-
Canada	1	1	-	-	-
Kazakhstan	1	1	-	-	-
Kenya	1	1	-	-	-
Hungary	1	-	-	-	1
Morocco	1	-	-	1	-
Mongolia	1	1	-	-	-
Kosovo	1	-	-	1	-
Poland	1	-	-	1	-
Romania	1	-	-	1	-
Syria	1	1	-	-	-
Thailand	1	1	-	-	-
TOTAL	781	707	11	46	17

Note:

The overview contains number of all executions of decisions of administrative or judiciary removal from the SR (process of return of foreigner – regardless whether voluntary or forced), that took place within the reference period, regardless when the person has been apprehended and regardless, when the decision was issued. The overview also contains executions of removal decisions issued by other Member State. The nationality listed is that one valid by the time of execution of the decision.

Effective returns from the territory of the SR disaggregated by the country of return in 1st half of 2019 and 2020

	Total	OF ILLEGAL MIGRATION		OTHER	
		to a third country	to a Member State	to a third country	to a Member State
1 st half of 2019	781	743	10	16	12
1 st half of 2020	301	258	7	12	24

Effective returns of illegal migrants from the territory of the SR to a third country in 1st half of 2020 by the type of return

Nationality	Total	FORCED RETURNS			VOLUNTARY RETURNS		
		via external land border	via internal land border	by air	Voluntary departure		Assisted voluntary return (IOM)
					after fulfilling obligation to leave the SR	at BCPs - departing from the SR	
Ukraine	182	43	-	-	26	112	1
Moldova	23	22	-	-	-	1	-
Bangladesh	8	8	-	-	-	-	-
Georgia	8	-	-	-	-	2	6
Serbia	8	-	-	4	2	-	2
India	5	5	-	-	-	-	-
Morocco	4	-	-	-	-	-	4
North Macedonia	4	-	-	-	1	-	3
China	3	-	1	-	-	-	2
Nigeria	2	-	-	2	-	-	-
Uzbekistan	2	2	-	-	-	-	-
Algeria	1	1	-	-	-	-	-
Bosnia and Herzegovina	1	-	-	1	-	-	-
Montenegro	1	-	-	1	-	-	-
Egypt	1	-	-	-	-	-	1
Kazakhstan	1	-	-	-	-	1	-
Hungary	1	1	-	-	-	-	-
Mexico	1	-	-	-	-	-	1
Russian Federation	1	-	-	-	-	1	-
Turkey	1	-	-	1	-	-	-
TOTAL	258	82	1	9	29	117	20

Effective returns of illegal migrants from the territory of the SR to a third country in 1st half of 2019 by the type of return

Nationality	total	FORCED RETURNS			VOLUNTARY RETURNS		
		via external land border	via internal land border	by air	Voluntary departure		Assisted voluntary return (IOM)
					after fulfilling obligation to leave the SR	at BCPs - departing from the SR	
Ukraine	588	35	-	-	74	470	9
Serbia	33	-	2	7	1	-	23
Viet Nam	17	16	-	-	-	-	1
Russian Federation	13	6	-	-	3	3	1
Turkey	12	11	-	-	-	-	1
Bangladesh	9	8	-	-	-	-	1
Moldova	9	1	-	-	-	6	2
Sri Lanka	7	7	-	-	-	-	-
Iraq	6	-	-	-	-	-	6
Iran	6	-	-	-	1	-	5
Georgia	5	1	-	2	1	-	1
Afghanistan	4	2	-	-	-	-	2
Albania	3	-	-	1	2	-	-
Azerbaijan	3	3	-	-	-	-	-
North Macedonia	3	-	-	1	-	-	2
Pakistan	3	2	-	-	-	-	1
Uzbekistan	3	3	-	-	-	-	-
Belarus	2	-	-	2	-	-	-
India	2	2	-	-	-	-	-
Somalia	2	2	-	-	-	-	-
Armenia	1	-	-	-	-	-	1
Stateless	1	-	-	-	-	1	-
Bosnia and Herzegovina	1	-	-	1	-	-	-
Philippines	1	-	-	-	-	1	-
Israel	1	1	-	-	-	-	-
Canada	1	-	-	1	-	-	-
Kazakhstan	1	-	-	-	1	-	-
Kenya	1	-	-	-	-	-	1
Morocco	1	-	-	1	-	-	-
Mongolia	1	-	-	-	-	-	1
Kosovo	1	-	-	1	-	-	-
Romania	1	1	-	-	-	-	-
Thailand	1	-	-	-	-	-	1
TOTAL	743	101	2	17	83	481	59

Notes:

Forced return to the third country is execution of decision on administrative or judiciary removal by the escort carried out by the unit of PF: a) via external land border, b) via internal land border or c) by air to the third country. This kind of execution of decision on AR/JR can also be a readmission, if the person is handed over according the readmission agreement.

Voluntary departure to the third country is: a) voluntary fulfilling the obligation to leave the territory of the SR within the period mentioned in the decision on AR due to IS detected inland (fulfilling of obligation is recorded at the BCP; or b) leave of the territory of the SR due to IS detected at the BCP at departure from SR, for which a decision on AR has been issued.

Effective returns of illegal migrants from the territory of the SR to other Member State in 1st half of 2020 by the type of return

Nationality	Total	Readmission	Dublin regulation	Other way of effective return
Georgia	2	-	-	2
Romania	2	-	-	2
Albania	1	-	-	1
Belgium	1	-	-	1
Nigeria	1	1	-	-
TOTAL	7	1	0	6

Effective returns of illegal migrants from the territory of the SR to other Member State in 1st half of 2019 by the type of return

Nationality	Total	Readmission	Dublin regulation	Other way of effective return
Serbia	2	-	-	2
Albania	2	-	-	2
Afghanistan	1	-	1	-
Benin	1	-	1	-
Jordan	1	1	-	-
Poland	1	-	-	1
Syria	1	-	-	1
Ukraine	1	-	-	1
TOTAL	10	1	2	7

Note:

Types of return in accordance with readmission agreement and Dublin regulation are considered as forced returns.

Effective returns in accordance with Dublin Regulation regard only those Dublin transfers based on decisions on administrative or judiciary returns.

Other way of effective return – execution of decision on AR or JR might be carried out as: a) escort by Police unit to the territory of other member state, if the foreigner, to whom a decision on AR/JR was issued, has valid residence permit or is authorized to stay on the territory of respective member state (country of return) or based on European arrest warrant; b) as voluntarily fulfilling the obligation to leave within the period stated in the decision on AR to a member state out of Schengen area based on detection of unauthorized stay inland or at the BCP when departing from the territory of SR.

2.9 Unauthorized Transport of Cigarettes through External Border

Overview of number of detected smuggled cigarettes through the external border (§ 279 CC) by individual months of 1st half of 2020

Month	Total number of cigarettes	Land border			Airports		
		Total	thereof:		Total	thereof:	
			from SR	to SR		from SR	to SR
January	2 780	2 780	2 780	-	-	-	-
February	140 360	140 360	-	140 360	-	-	-
March	102 200	102 200	1 600	100 600	-	-	-
April	13 400	13 400	12 400	1 000	-	-	-
May	0	-	-	-	-	-	-
June	0	-	-	-	-	-	-
TOTAL	258 740	258 740	16 780	241 960	0	0	0

Smuggled cigarettes detected by units of DBFP Sobrance in 1st half of 2020 by place of detection

		Number of cases	Number of cigarettes	Value in €
Cigarettes detected at BCPs		4	241 960	59 447,29
Thereof:	In trains	4	59 447,29	59 447,29
Cigarettes detected inland		4	16 780	1 979,23
Thereof:	Among personal belongings	2	2 780	336,7
	In forest	2	14 000	1 642,53
TOTAL		8	258 740	61 426,52

**Smuggled cigarettes detected by individual units of DBFP Sobrance in 1st half of 2020
by place of detection**

		Number of cases	Number of cigarettes	Value in €
BCU PF Zboj		-	-	-
BCU PF Topoľa		-	-	-
BCU PF Ulič		-	-	-
BCU PF Vyšné Nemecké		-	-	-
BCU PF Ubl'a		1	780	116,5
Thereof:	Inland among personal belongings	1	780	116,5
BCU PF Podhorod'		-	-	-
BCU PF Petrovce		-	-	-
BCU PF Maťovské Vojkovce		4	204 500	53 526,12
Thereof:	At BCP in trains	2	190 500	51 883,59
	Inland in forest	2	14 000	1 642,53
BCU PF Veľké Slemence		-	-	-
BCU PF Čierna nad Tisou		3	53 460	7 783,9
Thereof:	At BCP in trains	2	51 460	7 563,7
	Inland among personal belongings	1	2 000	220,2
MIU PF DBFP Sobrance		-	-	-
TOTAL		8	258 740	61 426,52

2.10 Positive Hits in Police Databases

Overview of number of apprehended persons, vehicles and items based on searching in police databases in 1st half of 2020

		Total	Thereof:				
			DBFP Bratislava	DBFP B. Bystrica	DBFP Prešov	DBFP Sobrance	
Persons	Total	525	83	1	26	415	
	SIS	Third country nationals	387	22	1	7	357
		EU nationals	94	45	-	14	35
	PATROS a INTERPOL	Third country nationals	22	-	-	-	22
EU nationals		22	16	-	5	1	
Transport means	Total	14	0	0	0	14	
	PATRMV a INTERPOL	1	-	-	-	1	
	SIS	13	-	-	-	13	
items (incl. documents)	Total	207	41	0	5	161	
	PATRDOC a INTERPOL	126	26	-	3	97	
	SIS	81	15	-	2	64	
persons, transport means and items	Total	5	0	0	0	5	
	IBO	5	-	-	-	5	

Overview of number of apprehended persons, vehicles and items based on searching in police databases in 1st half of 2019

		Total	Thereof:				
			DBFP Bratislava	DBFP B. Bystrica	DBFP Prešov	DBFP Sobrance	
persons	Total	1 419	266	2	84	1 067	
	SIS	Third country nationals	973	74	-	9	890
		EU nationals	366	164	1	48	153
	PATROS a INTERPOL	Third country nationals	22	3	1	-	18
EU nationals		58	25	-	27	6	
Transport means	Total	41	0	0	0	41	
	PATRMV a INTERPOL	0	-	-	-	-	
	SIS	41	-	-	-	41	
items (incl. documents)	Total	408	86	0	13	309	
	PATRDOC a INTERPOL	246	59	-	11	176	
	SIS	162	27	-	2	133	
Persons, transport means and items	Total	12	0	0	0	12	
	IBO	12	-	-	-	12	



Processed by :

**Risk Analysis and Coordination Department
Bureau of Border and Foreign Police
Presidium of the Police Force**

**Ružinovská 1/B, 812 72 Bratislava
Tel: +421961050770, Fax: +421961059170
Email: uhcp@minv.sk
oark.uhcp@minv.sk
Internet: <http://www.minv.sk/?rocenky>**