



**Presidium of the Police Force
Bureau of Border and Aliens Police**



Vajnorská 25, 812 72 Bratislava
Tel: +421961050701, Fax: +421961059074
<http://www.minv.sk/uhcp>

Legal and illegal migration in Slovak Republic

1-st half-year 2006



Content

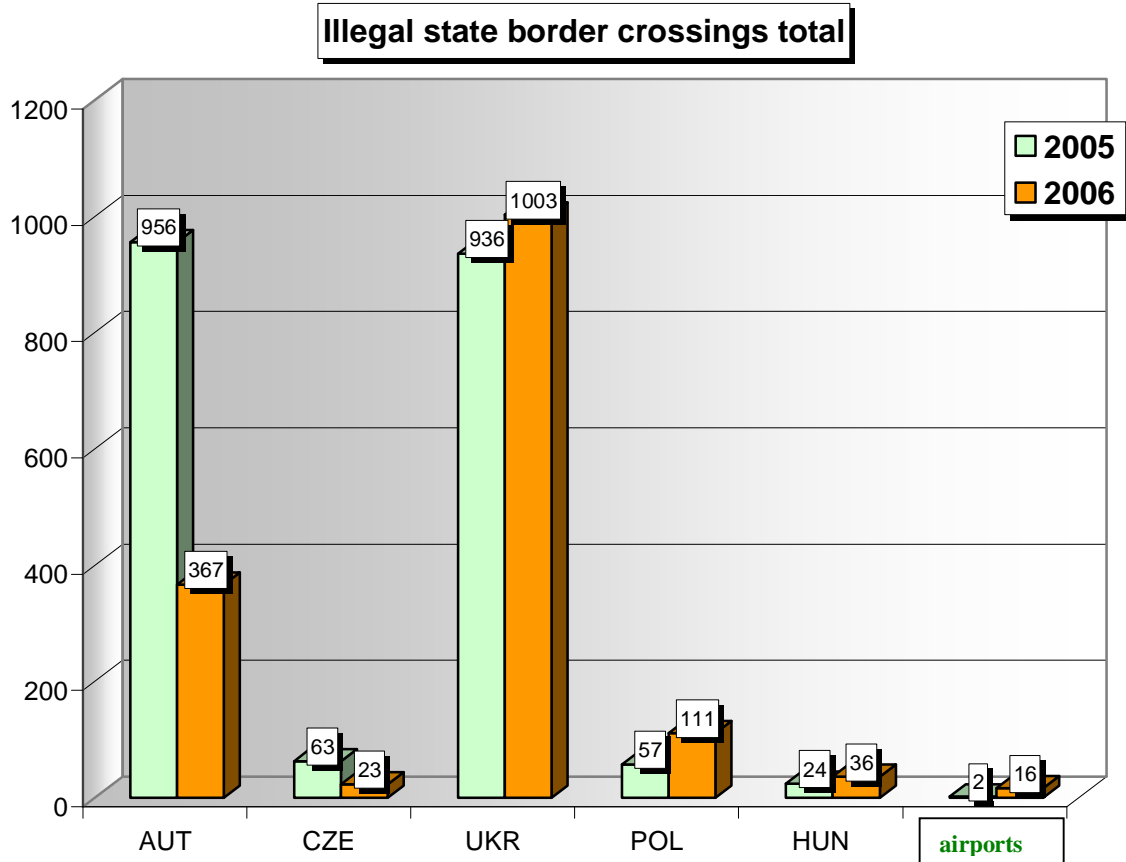
1 Illegal migration	4
1.1 Illegal migration - comparison 1 st half-year 2005 and 2006	4
1.2 Identified Counterfeit and Falsified Travel Documents	10
1.3 Entry Refusal for Foreigners and Return Persons	11
1.4 Illegal Migration through Trafficking	23
1.5 Evidence of undesired person	24
2 Legal Migration	26
2.1 Legal migration by State Border Section in 1 st half year	26
2.2 Permitted Residences	27
2.3 Visas	28
3 Searching	30

1 Illegal migration

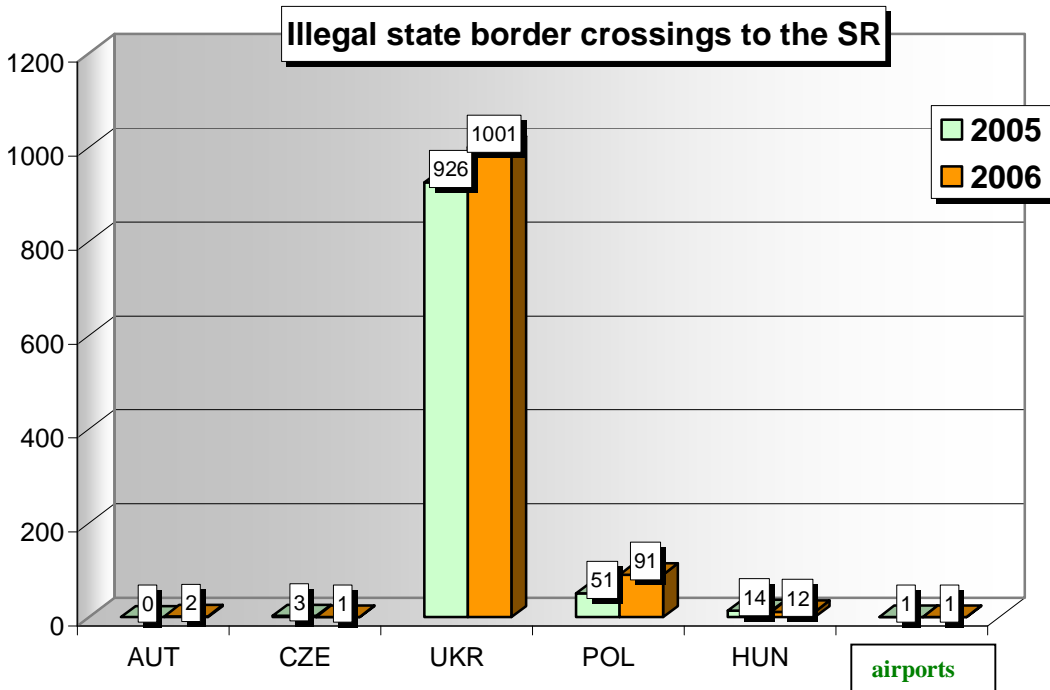
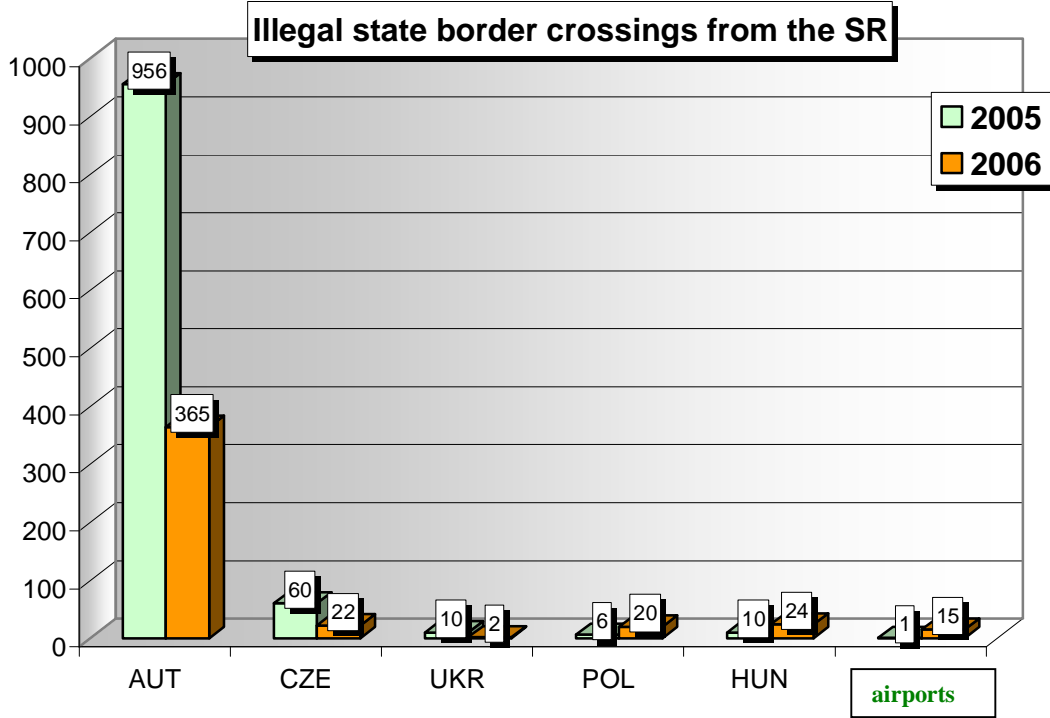
1.1 Illegal migration - comparison 1st half-year 2005-2006

Land Borders	1 st half-year 2005			1 st half-year 2006			Difference
	from the SR	to the SR	Total	from the SR	to the SR	Total	
AUT	956	0	956	365	2	367	-589
CZE	60	3	63	22	1	23	-40
UKR	10	926	936	2	1001	1003	+67
POL	6	51	57	20	91	111	+54
HUN	10	14	24	24	12	36	+12
Airports	1	1	2	15	1	16	+14
Total	1043	995	2038	448	1108	1556	-482
Illegal stay*			723			1218	+495
Total			2761			2774	+13

* Unauthorised residences in the SR



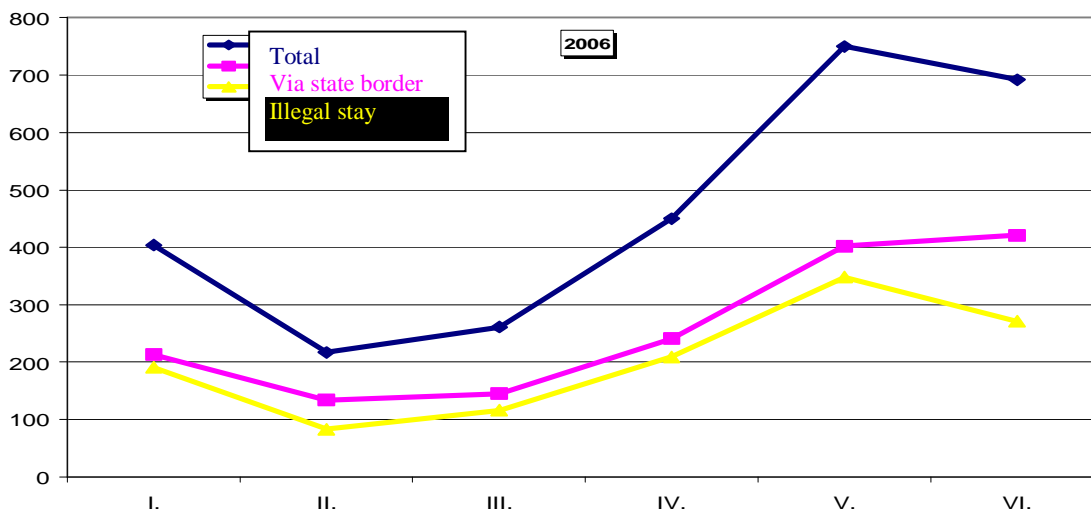
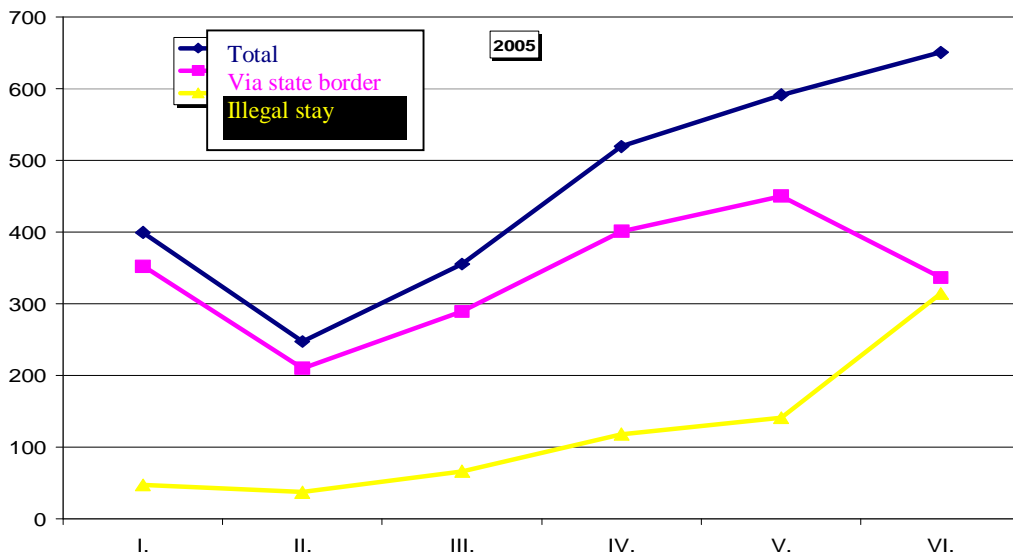
Illegal migration in 1st half-year 2006



Illegal migration in 1st half-year 2006

Illegal migration trends by months

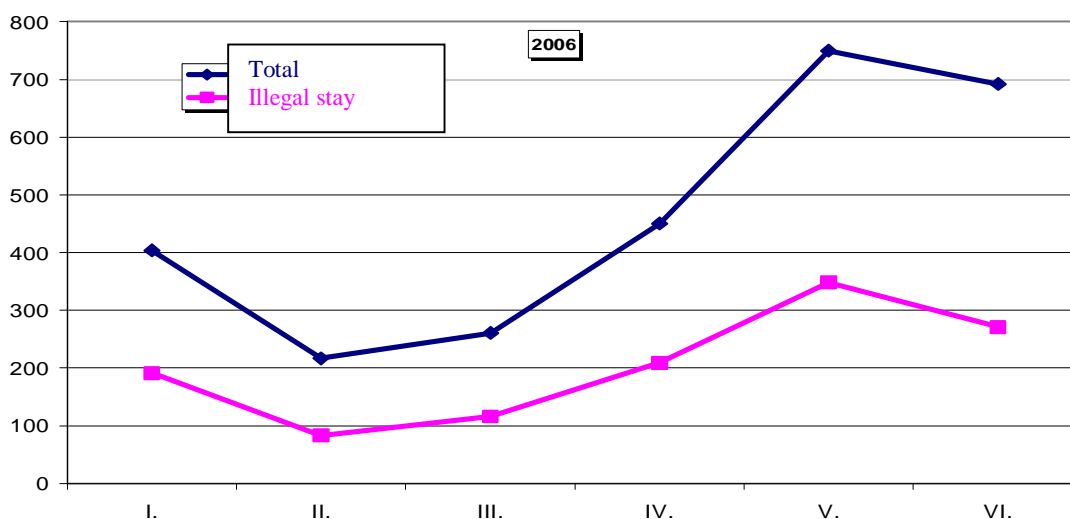
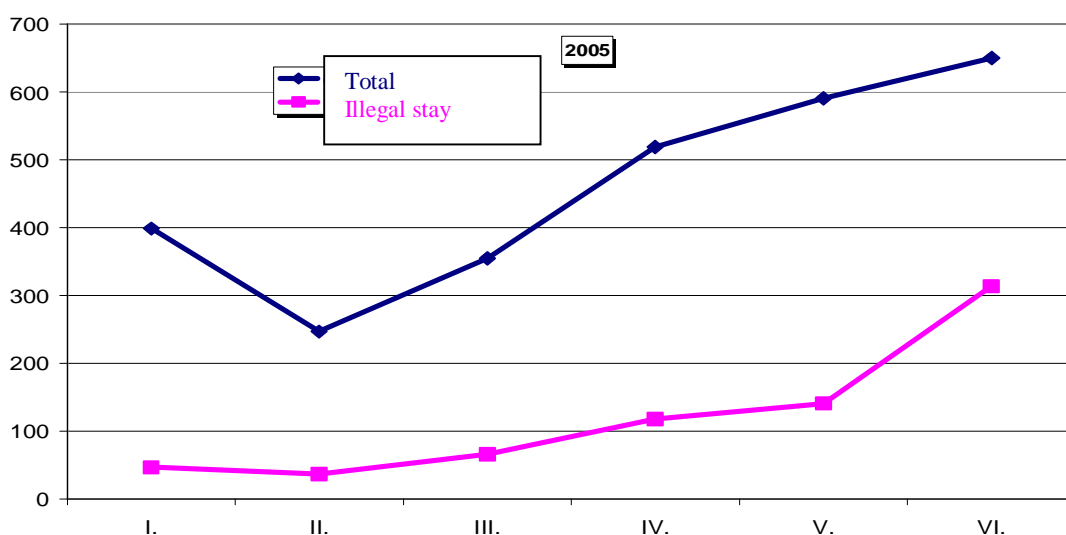
1 st half year 2005	I.	II.	III.	IV.	V.	VI.	Total
Total	399	247	355	519	591	650	2761
Via State Borders	352	210	289	401	450	336	2038
Illegal stay	47	37	66	118	141	314	723
1 st half year 2006	I.	II.	III.	IV.	*V.	VI.	Total
Total	404	217	261	450	750	692	2774
Via State Borders	213	134	145	241	402	421	1556
Illegal stay	191	83	116	209	348	271	1218



Illegal migration in 1st half-year 2006

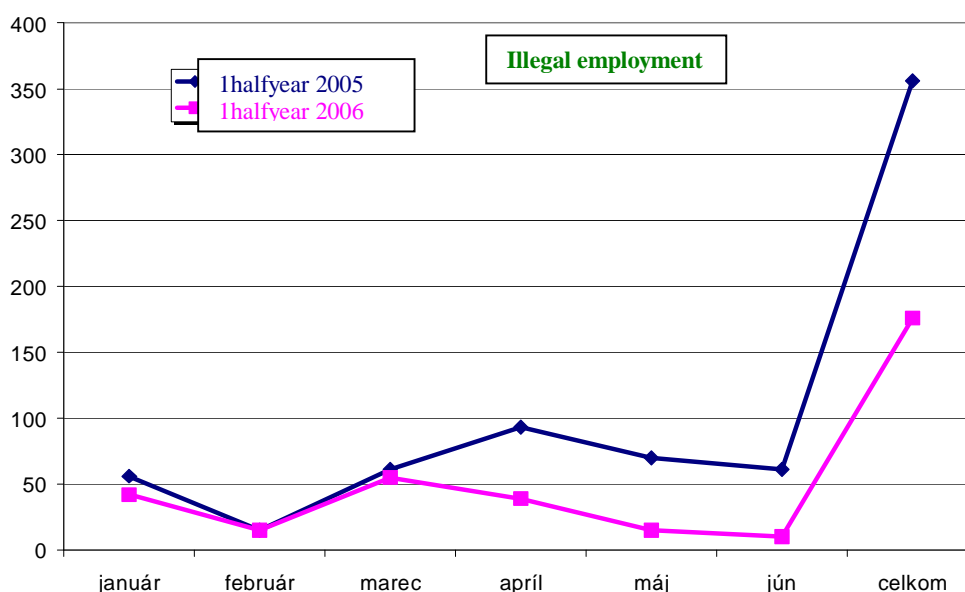
Movement of illegal stays on the total migration, by months

1 st half year 2005	I.	II.	III.	IV.	V.	VI.	Total
Total	399	247	355	519	591	650	2761
Illegal stay	47	37	66	118	141	314	723
%	12	15	19	23	24	48	26
1 st half year 2006	I.	II.	III.	IV.	*V.	VI.	Total
Total	404	217	261	450	750	692	2774
Illegal stay	191	83	116	209	348	271	1218
%	47	38	44	46	46	35	44



Comparison of determined cases in illegal employment

Number of cases	1 st half year 2005	1 st half year 2006
January	56	42
February	15	15
March	61	55
April	93	39
May	70	15
June	61	10
Total	356	176



In the first half-year 2006 during controls focused to illegal work foreigners in Slovakia are determined completely 176 cases of illegal employ (working) foreigners. From mentioned number are 17 cases determined during repressive-safety shares „*Cudzinci*“. Most frequently illegal employs (works) was from Korea (40), Vietnam (40), Ukraine (13), Romania (11) a Kuwait (9). In half-year of the year 2005 was nationality illegal employment (working) person to ensue: Vietnam (97), Ukraine (29), Romania (28), Poland (25) and China (20).

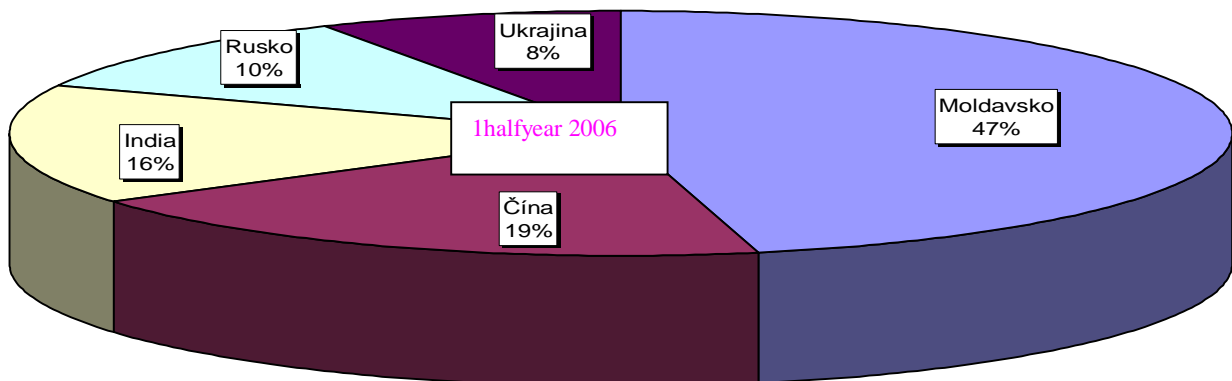
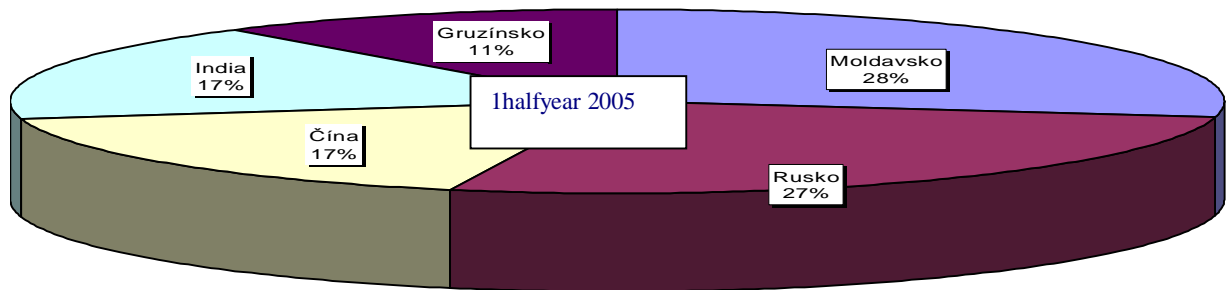
Illegal migration in 1st half-year 2006

The way of cross-over of state borders in 1st half-year 2006

Other person's genuine travel documents (TD)	Counterfeit and falsified TDs	Crossing SB without TD	Hiding place in motor vehicle	Hiding on train	Circumvention of check	Total
47	119	1324	42	20	4	1556

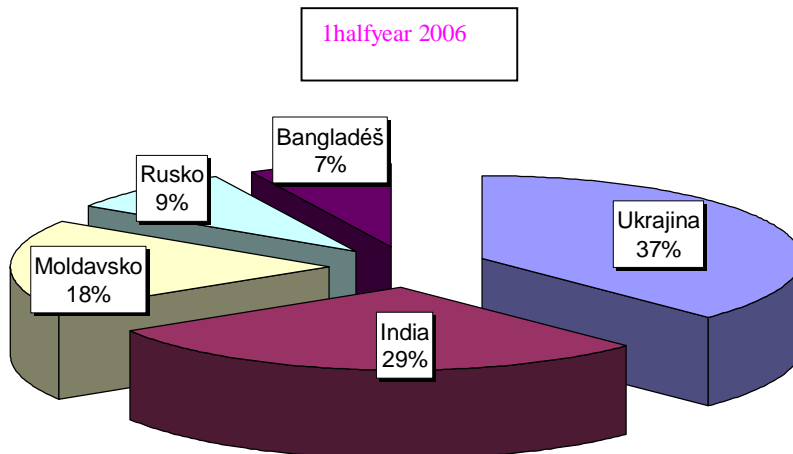
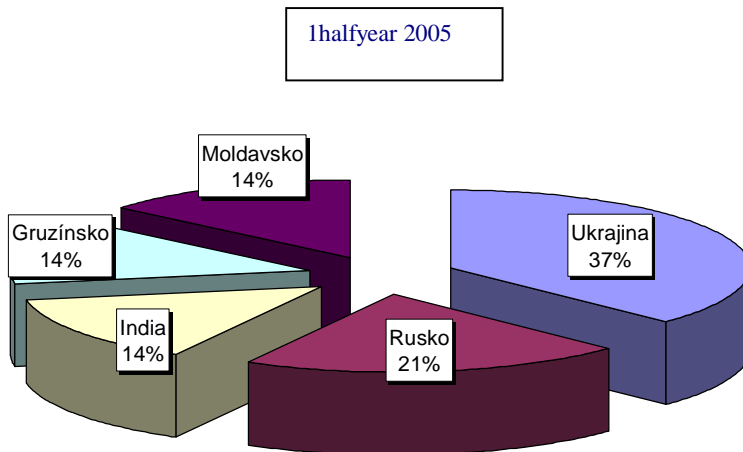
Overview of illegal migrants by nationality (TOP 5)

Nationality	1 st half year 2005	Nationality	1 st half year 2006
Moldavia	407	Moldavia	502
Russia	387	China	206
China	254	India	172
India	253	Russia	112
Georgia	157	Ukraine	88



Illegal migration in 1st half-year 2006

Illegal Stay			
Nationality	1 st half year 2005	Nationality	1 st half year 2006
Ukraine	187	Ukraine	338
Russia	104	India	260
India	71	Moldavia	162
Georgia	70	Russia	79
Moldavia	69	Bangladesh	64



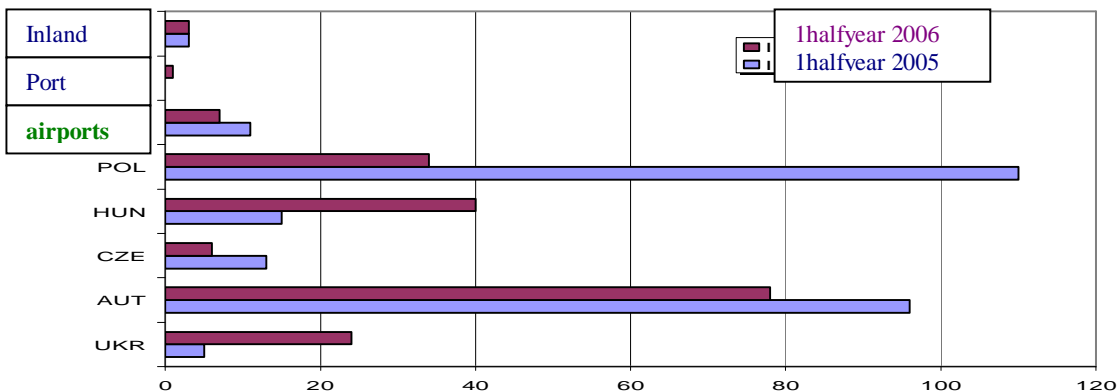
Performance of readmission agreements

Readmission Agreement Counterparty	1 st half year 2005			1 st half year 2006		
	persons submitted		persons received	persons submitted		persons submitted
	counter-party nationals	third state nationals	third state nationals	counter-party nationals	third state nationals	third state nationals
Czech Rep.	0	3	40	0	0	17
Hungary	10	5	2	2	1	10
Poland	38	5	4	0	2	19
Austria	0	3	328	0	0	98
Ukraine	8	637	5	10	784	0
Total	56	653	379	12	787	144

1.2 Identified Counterfeit and Falsified Travel Documents

Number of Identified Counterfeit and Falsified Travel Documents by State Border's Section

	1 st half year 2005	1 st half year 2006
UKR	5	24
AUT	96	78
CZE	13	6
HUN	15	40
POL	110	34
Airports	11	7
Port	0	1
Inland	3	3
Total	253	193



1.3 Entry Refusal for Foreigners and Return Persons

Number of Entry Refusal for Foreigners (TOP 15)

1st half year 2005

1st half year 2006

Nationality	Number
Hungary	3127
Ukraine	3052
Poland	1048
Czech Rep.	717
Romania	301
Turkey	178
Austria	113
Russia	113
Moldavia	95
Bulgaria	88
Germany	88
China	75
Serbia and Monte Negro	56
Rep. South Africa	49
Croatia	43
Other	777
Total	9920

Nationality	Number
Ukraine	698
Serbia and M. Negro	116
Turkey	88
China	86
Romania	77
Vietnam	54
Russia	49
Thailand	42
India	34
Moldavia	34
Bulgaria	29
Rep. South Africa	29
Egypt	23
Macedonia	17
Bosnia and Herzegovina	15
Other	187
Total	1578

In monitored periods was returned of border crossing points together 4338 Slovak nationals. In comparing the same period with the year 2005, went there were returned 10 754 persons, this was decrease o 60 %. This fact was influence there through, that in past is began apply new changes of law No 381/1997 (Travel documents - in version No 653/2004. On this base must children over 5 years at travels to foreign countries present one's own travel document, which generally had they not. Contemporary state showed, that situation oneself this areas step by step is stabilising.

Refusal Entry for Foreigners by State Border's Section in 1st half year 2006

Explanations

5. Without valid travel documents,
6. Counterfeit/falsified travel documents,
7. Without valid visa,
8. Without valid residence permit,
9. Counterfeit/falsified visa
10. Counterfeit/falsified residence permit,
11. Without valid documents for reasoning purpose and condition of the stay,
12. Term of stay on territory member states of EU during 6 months is actually 3 months
13. Foreigner hasn't got sufficiency means of subsistence on term the form stay or resources on return in country of origin or on transit,
14. Person with issue notice on purposes refusal entry in SIS,
- 15 Person with issue notice on purposes refusal entry in national evidence,
16. Foreigner considered to be menace to order, public, internal security, public health or international relations one's or several states of European union

Section of SB	5.	7.	8.	11.	13.	14.	15.	16.	Total
HUN	29	270	0	16	52	0	1	10	378
UKR	23	249	0	80	110	0	13	63	538
POL	4	65	0	0	1	0	2	0	72
CZE	7	410	2	0	1	0	1	2	423
AUT	5	73	0	0	0	0	0	0	78
Airports	4	12	0	43	21	1	0	8	89
Total	72	1079	2	139	185	1	17	83	1578

SB with AUT	5.	7.
ALB		1
ARM		2
AUT	1	
BEN		1
BEZ		3
BGD		1
BIH		3
CAN	1	
COL		2
ECU		2
EGY		2
GEO		2
HRV	1	
CHN		5
IRN		1
IRQ		1
ISR	1	
JOR		1
LBN		1
MDA		3
MKD		7
NGA		1

Illegal migration in 1st half-year 2006

RUS		4	
SCG	1	12	
SEN		1	
SYR		1	
TUN		1	
TUR		9	
UKR		2	
ZAF		4	
Total	5	73	78

SB: POL	5.	7.	13.	15.	
BEZ		2			
BGR	1				
BLR		3			
COL		1			
GEO		2			
CHN		1			
IRQ		1			
KAZ		1			
MDA		2			
MNG		6			
POL					2
ROU	1		1		
RUS		4			
SCG		4			
TUR		6			
UKR	1	30			
USA	1	0	0	0	
ZAF		2			
Total	4	65	1	2	72

SB: CZE	5.	7.	8.	13.	15.	16.
AZE		1				
BEZ		3				
BIH		9				
COL		3				
CZE	4					1
DOM		2				
ECU		1				
EGY		2				
FJI		1				
GBR	2					
CHN		10				
IDN		4				
IND		28				
KAZ		1				
KOR		2				
MAR		1				
MDA		1				
MKD		6				
MLI		1				
MNG		2				
NAM		2				
NGA		1				
NOR			1			

Illegal migration in 1st half-year 2006

PAK		4				
PER		1				
PHL		3				
ROU				1		1
RUS		16				
SAU		3				
SCG		59				
THA		40				
TTO		2				
TUR		24	1			
TWN		1				
UKR		127				
USA	1					
VNM		41				1
ZAF		8				
Total	7	410	2	1	1	2

423

SB: UKR	5.	7.	11.	13.	15.	16.
BDI		1				
BEZ		4				
BLR		1				
BLR		1				
CUB		1				
CUB		1				
EGY		8				
HRV	1					
MDA		6	18	1		
RUS		6	1			
UKR	22	220	61	109	13	63
Total	23	249	80	110	13	63

538

SB: HUN	5.	6.	7.	11.	13.	15.	16.
BEZ			1				
BGR	26			3			
BIH			3				
BLR			4				
COG			1				
COL			2				
DEU			1				
DZA			2				
ECU			1				
EGY			4				
FRA			1				
HRV	1						
HUN							3
CHN			67				
IDN			2				
IND			5				
IRN			5				
IRQ			2				
KAZ			1				
LBN			1				
MAR			1				
MDA			2				

Illegal migration in 1st half-year 2006

MKD			3				
NGA			2				
NPL			2				
PHL			1				
ROU	1	0	0	13	52	1	7
RUS			18				
SCG			38				
SYR			12				
THA			2				
TUR			22				
TWN			1				
UKR			46				
VNM	1		11				
ZAF			6				
Total	29	0	270	16	52	1	10
							378

Airports	5.	7.	11.	13.	14.	16.	
ALB				1			
AUT	2						
BEZ		1					
COL				2			
EGY			7				
HRV	1						
CHN		2	3				
IND				1			
IRN		1	3	2			
IRQ				1			
IRQ			9				
KAZ		3					
MAC				1			
MAR			1				
MDA				1			
NLD	1						
PHL				1			
SCG		1			1		
TUN			3				
TUR		1	12	4			8
TWN			2				
UKR		3		1			
ZAF			3	6			
Total	4	12	43	21	1	8	89

■ Refusal Entry for Foreigners by State Border's Section in 1st half year 2005

Explanations

- A. State border's section
- B. Nationality by code of states
- C. Number of foreigners, then is refusal entry
- D. Number of foreigners, then is refuse entry for default in travel documents
- E. Number of foreigners, then is refuse entry from reason of inclusion in national Index of ineligible persons (INO)
- F. Number of foreigners, then is refuse entry from other reason (§ 6 par.1 and 2 of law No 48/2002 Z.z. about stay foreigners and about changes and supplemented some laws).

B	C	D	E	F
HUN	4109	1795	3	2311
UKR	2977	220	3	2754
POL	1067	858	4	205
CZE	1032	530	11	491
AUT	634	26	3	605
Port	0	0	0	0
Airports	101	4	0	97
Total	9920	3433	24	6463

HUN	C	D	E	F
AFG	3	3	0	0
ARM	1	0	0	1
AUT	15	9	0	6
BEL	12	5	0	7
BEZ	12	11	0	1
BGR	113	19	0	94
BIH	7	3	0	4
BLR	2	0	0	2
BMU	1	1	0	0
BRA	3	3	0	0
CAN	3	2	0	1
COL	2	2	0	0
CZE	25	3	0	22
DEU	21	12	0	9
DNK	2	1	0	1
DZA	2	1	0	1
EGY	3	2	0	1
FIN	2	1	0	1
FRA	5	2	0	3
GBR	3	3	0	0
GRC	20	0	0	20
HKG	3	3	0	0
HRV	40	8	0	32
HUN	3114	1357	2	1755
CHN	26	15	0	11
IND	8	8	0	0
IRN	1	0	0	1

Illegal migration in 1st half-year 2006

ISR	2	0	0	2
ITA	7	2	0	5
JOR	5	5	0	0
KAZ	6	2	0	4
KGZ	1	0	0	1
KOR	3	1	0	2
LBY	1	1	0	0
LTU	3	0	0	3
MDA	1	1	0	0
MKD	7	3	0	4
MNG	3	3	0	0
NGA	6	6	0	0
NIC	1	1	0	0
NLD	4	1	0	3
NOR	4	2	0	2
PER	1	1	0	0
PHL	13	13	0	0
POL	46	4	0	42
PSE	1	1	0	0
ROU	260	81	1	178
RUS	18	12	0	6
SAU	1	1	0	0
SCG	87	60	0	27
SDN	1	1	0	0
SVN	3	1	0	2
SWE	7	6	0	1
SYR	4	4	0	0
THA	16	16	0	0
TUN	2	2	0	0
TUR	53	26	0	27
TWN	4	4	0	0
UKR	72	48	0	24
USA	5	1	0	4
VEN	1	1	0	0
ZAF	11	10	0	1
Total	4109	1795	3	2311

POL	C	D	E	F
ARM	3	1	0	2
AUT	1	0	0	1
BEZ	1	0	0	1
BGR	3	1	0	2
BIH	1	1	0	0
BLR	7	5	0	2
BOL	1	1	0	0
CUB	1	0	0	1
GBR	1	1	0	0
HUN	1	0	0	1
CHN	10	0	0	10
KAZ	1	0	0	1
KEN	1	1	0	0
LKA	1	0	0	1
LVA	7	0	0	7
MKD	1	1	0	0
MNG	2	0	0	2
NLD	1	0	1	0

Illegal migration in 1st half-year 2006

POL	917	778	3	136
ROU	2	1	0	1
RUS	26	23	0	3
SCG	5	3	0	2
TUR	9	3	0	6
UKR	59	33	0	26
VNM	1	1	0	0
ZAF	4	4	0	0
Total	1067	858	4	205

CZE	C	D	E	F
ALB	1	1	0	0
AFG	1	1	0	0
AUS	3	0	0	3
AUT	3	0	0	3
BEZ	2	2	0	0
BGD	1	0	0	1
BGR	3	0	0	3
BIH	5	4	0	1
BLR	2	1	0	1
COL	5	1	0	4
CZE	670	386	11	273
DEU	18	6	0	12
DNK	2	0	0	2
DOM	1	0	0	1
ECU	3	0	0	3
ESP	1	0	0	1
FRA	3	1	0	2
GBR	4	1	0	3
GEO	1	1	0	0
GRC	1	0	0	1
HUN	4	0	0	4
CHL	4	2	0	2
CHN	6	0	0	6
IND	9	0	0	9
IRL	2	0	0	2
IRQ	2	0	0	2
ITA	2	1	0	1
JAM	1	0	0	1
JOR	1	1	0	0
JPN	2	0	0	2
KEN	1	0	0	1
KGZ	2	2	0	0
LTU	1	0	0	1
MAR	1	0	0	1
MDA	3	0	0	3
MKD	1	1	0	0
MNG	2	0	0	2
NGA	2	1	0	1
NLD	9	2	0	7
NOR	1	0	0	1
PAK	2	1	0	1
PER	1	0	0	1
PHL	3	0	0	3
POL	64	31	0	33
PRT	1	1	0	0

Illegal migration in 1st half-year 2006

ROU	19	5	0	14
RUS	15	11	0	4
SWE	5	1	0	4
THA	2	0	0	2
TTO	1	0	0	1
TUR	27	17	0	10
TWN	3	1	0	2
UKR	57	28	0	29
USA	6	0	0	6
VNM	6	6	0	0
SCG	12	10	0	2
ZAF	21	3	0	18
ZWE	1	0	0	1
Total	1032	530	11	491

AUT	C	D	E	F
ALB	3	0	0	3
AFG	3	0	0	3
ALB	10	0	0	10
ARG	1	0	0	1
ARM	1	0	0	1
AUT	93	10	0	83
AZE	1	0	0	1
BEL	5	0	0	5
BEZ	24	0	0	24
BGR	4	0	0	4
BIH	21	1	0	20
BLR	3	0	0	3
CAF	1	0	0	1
CAN	1	0	0	1
CMR	1	0	0	1
COL	3	0	0	3
CRI	1	0	0	1
CUB	3	0	0	3
CZE	10	1	1	8
DEU	44	2	0	42
DNK	3	2	0	1
DOM	1	0	0	1
DZA	1	0	0	1
ECU	1	0	0	1
EGY	6	3	0	3
ESP	2	0	0	2
ETH	1	0	0	1
FRA	21	1	0	20
GBR	3	0	0	3
GEO	2	0	0	2
GHA	1	0	0	1
GIN	1	0	0	1
GNB	1	0	0	1
GRC	1	0	0	1
HRV	3	0	1	2
HUN	1	0	0	1
CHE	2	0	0	2
CHN	27	0	0	27
IDN	2	0	0	2

Illegal migration in 1st half-year 2006

IND	7	0	0	7
IRL	1	0	0	1
IRN	3	0	0	3
IRQ	3	1	0	2
ITA	19	0	0	19
JOR	1	0	0	1
KAZ	3	0	0	3
KGZ	1	0	0	1
KOR	1	0	0	1
KWT	8	0	0	8
LBN	1	0	0	1
LBY	2	0	0	2
MAR	8	0	0	8
MCO	2	0	0	2
MDA	6	0	0	6
MEX	1	0	0	1
MKD	7	0	0	7
NGA	2	0	0	2
PAK	3	0	0	3
PER	5	0	0	5
PHL	2	0	0	2
POL	19	1	1	17
PRT	4	0	0	4
QAT	2	0	0	2
ROU	2	0	0	2
RUS	25	0	0	25
SAU	1	0	0	1
SEN	1	0	0	1
SGP	2	0	0	2
SLE	1	0	0	1
SVN	1	0	0	1
SWE	1	0	0	1
SYR	1	0	0	1
TUN	3	0	0	3
TUR	64	2	0	62
TWN	1	0	0	1
UKR	53	0	0	53
UNK	2	0	0	2
USA	3	0	0	3
SCG	37	2	0	35
ZAF	12	0	0	12
Total	634	26	3	605

UKR	C	D	E	F
AUT	1	0	0	1
BEZ	2	0	0	2
BGR	2	0	0	2
CZE	12	0	0	12
DEU	3	0	0	3
GRC	3	0	0	3
HUN	7	0	0	7
KAZ	2	2	0	0
KGZ	1	0	0	1
MDA	85	64	0	21
MYS	1	0	0	1
POL	2	0	0	2

Illegal migration in 1st half-year 2006

ROU	18	3	0	15
RUS	26	11	0	15
SYR	2	1	0	1
UKR	2809	139	3	2667
UZB	1	0	0	1
Total	2977	220	3	2754

LET	C	D	F
AUS	1	0	1
BEL	1	0	1
BEZ	1	0	1
BFA	1	0	1
BGD	3	0	3
CIV	2	0	2
DEU	2	1	1
DOM	1	0	1
ECU	1	0	1
FRA	1	0	1
GHA	2	0	2
CHN	6	0	6
IND	9	0	9
IRQ	8	1	7
ITA	1	0	1
JAM	1	1	0
LBY	2	0	2
MAR	1	0	1
NGA	14	0	14
PAK	11	0	11
RUS	3	1	2
SWE	1	0	1
TUR	25	0	25
UKR	2	0	2
ZAF	1	0	1
Total	101	4	97

1.4 Illegal Migration through Trafficking

Trafficking Cases Processed by NUIMC in 2005 1 st half year 2005 and 1 st half year 2006	1 st half year 2005	1 st half year 2006
Documented cases of trafficking	38	44
Documented cases of trafficking, where an accusation was brought	29	28
Number of identified traffickers	132	125
Number of traffickers against whom an accusation was brought	85	63
Number of cases	165	134

Illegal state border crossing and trafficking processed by NUIMC in 1st half year 2006 by state border section

SB - section	Number of processed cases	Number of traffickers
Austria	25	66
Czech Republic	2	10
Hungary	1	1
Poland	0	0
Ukraine	8	27
Inland	8	21
Total	44	125

Illegal state border crossing and trafficking processed by NUIMC in 1st half year 2005 by state border section

SB - section	Number of processed cases	Number of traffickers
Austria	16	53
Czech Republic	6	18
Hungary	1	1
Poland	0	0
Ukraine	9	45
Inland	6	15
Total	38	132

Overview of nationalities of traffickers involved
in processed cases

Nationality of traffickers	1 st half year 2005	1 st half year 2006
Slovakia	80	84
Bangladesh	1	1
Czech Republic	2	2
Croatia	1	0
Georgia	1	1
Guinea	0	1
India	1	1
Germany	0	1
Unascertained*	34	17
Pakistan	2	2
Poland	4	0
Romania	0	2
Russia	1	0
Serbia and Montenegro	4	1
Turkey	0	1
Ukraine	1	6
Vietnam	0	5
Total	132	125

* Note – pending cases, where investigation officers of the Exceptionally Serious Criminal Activity Investigation Division of the Border and Aliens Police of PoPF have instituted the criminal prosecution procedure under Section 160 of the Rule of Criminal Procedure and the cases are subject to further proceeding.

1.5 Evidence of undesired person

Nationality Top 10	1 st half year 2005	Nationality Top 10	1 st half year 2006
Ukraine	716	Ukraine	482
Moldavia	222	Moldavia	292
China	82	Turkey	33
Russia	26	Serbia and Montenegro	19
Georgia	19	Georgia	18
Turkey	15	Romania	14
Serbia and Montenegro	12	Russia	14
Vietnam	9	India	10
Romania	6	China	9
Syria	5	Vietnam	7

Illegal migration in 1st half-year 2006

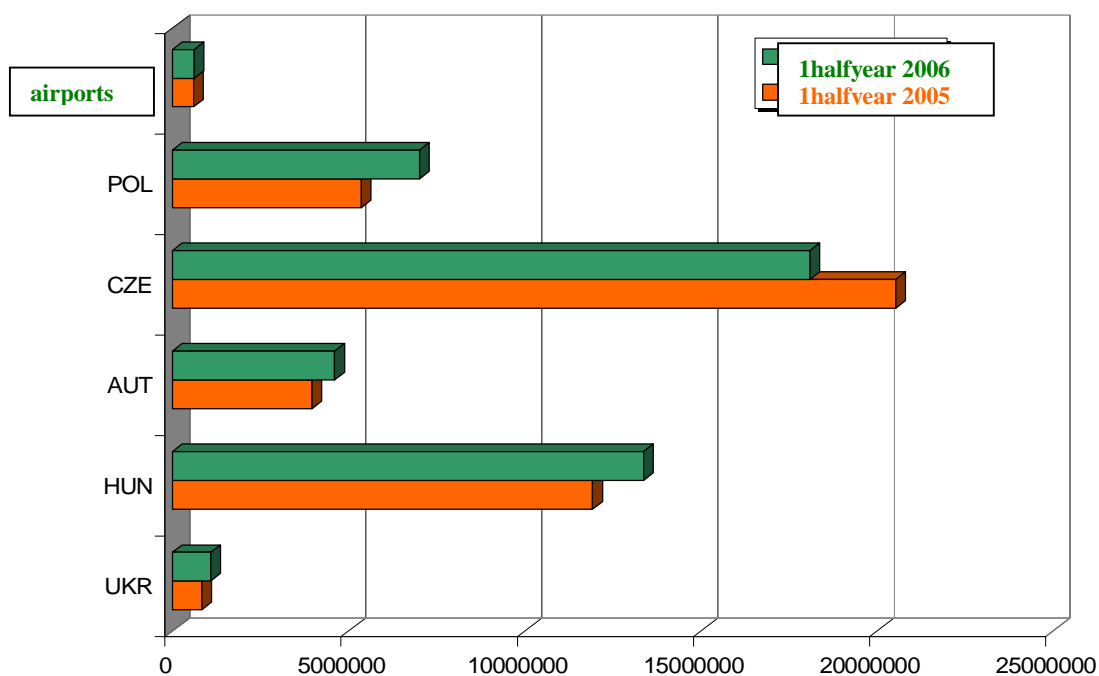
Reasons	1st half year 2005	1st half year 2006
Entry and stay in Slovak territory without permits	836	677
Legal expulsion	30	110
Substantial or persistently violating of general codes	138	87
In check control presentation counterfeit or falsified travel documents (Law No 48/2002 Z.z.)	129	52
Valid condemnation for voluntary criminal act without penalty of expulsion	18	16
Enlistment from other reason	2	11
Violation regulation about the narcotic and psychotropic materials	2	1
Obstruction execution of a decision state organ	0	1
Threat to national security, public order, public health or laws and liberties by other and in delimited areas also nature.	9	1
Total	1164	956

Legal Migration

2.1 Legal migration by State Border Section in 1st half year

● Overview of number of persons by State Border Section

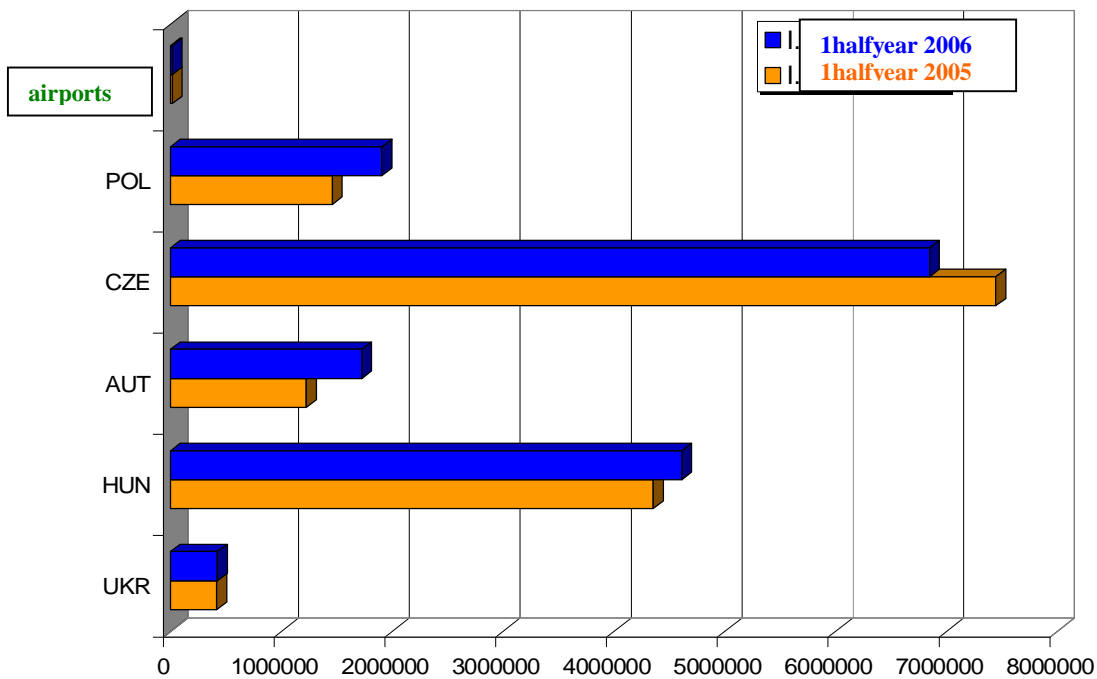
	UKR	HUN	AUT	CZE	POL	AIRP.	TOTAL
1 st half-year 2005	832306	11933283	3966490	20544318	5359005	597356	43232758
1 st half-year 2006	1087410	13380633	4608306	18099353	7021197	614148	44811047



Legal migration in 1st half-year 2006

Overview of Numbers transport means checked by State Border Section

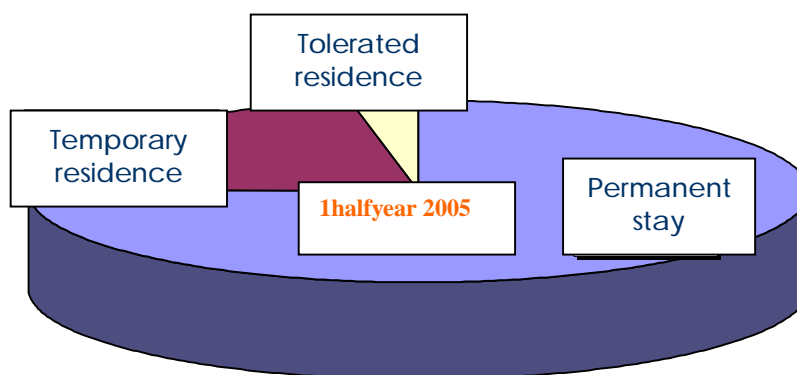
	UKR	HUN	AUT	CZE	POL	AIRP.	TOTAL
1 st half-year 2005	417886	4355411	1225826	7446573	1458059	15143	14918898
1 st half-year 2006	423850	4614182	1725229	6848635	1906757	14815	15533468



Permitted Residences

● Types of Residence Permits

TYPE OF RESIDENCE	1 ST HALF-YEAR 2005	1 ST HALF-YEAR 2006
Permanent stay	2417	3526
Temporary residence	705	1470
Tolerated residence	89	130
Total	3211	5126



● Types of Residences by Regions in 1st half year 2006

TYPE OF RESIDENCE	TOTAL	RHCP		RHCP			RHCP		RHCP
		BA	TT	NR	TN	ZA	BB	PO	KE
Permanent stay	3526	1053	350	307	330	468	302	382	334
Temporary resid.	1470	603	142	181	165	84	84	52	159
Tolerated resid.	130	25	25	14	23	2	2	4	35
Total	5126	1681	517	502	518	554	388	438	528

● Total of Permitted Residences to 30. 06. 2006

TYPE OF RESIDENCE	TOTAL	RHCP		RHCP			RHCP		RHCP
		BA	TT	NR	TN	ZA	BB	PO	KE
Permanent	23329	5624	2135	2738	1890	2713	2143	2620	3466
Temporary	4841	2015	394	498	338	292	218	271	815
Tolerated	219	90	45	23	25	1	1	8	26
Total	28389	7729	2574	3259	2253	3006	2362	2899	4307

2.3 Visas

Letter of invitation in cases of certain category person is obligatory document. Person he must set forth to claim for visa. In this one case that invitation must be verified by police unit (department alien police of Police Force) and central evidence is led on department foreigner police ÚHCP P PZ (table below).

Letters of Invitation in 1 st half-year 2006	Number of Performance Screening	Total Number of Letters Invited Verified in 1 st half-year 2006	Total Number Uncertified Invited
Business	1 165	1506	139
Private	321		
Other than family persons	248		

The same Information system is exploited to carry out consultation (table below) with Slovak diplomatic mission toward conferment visas. Consequential attitudes of the *Central visa body* (CVB) are for embassies obligatory.

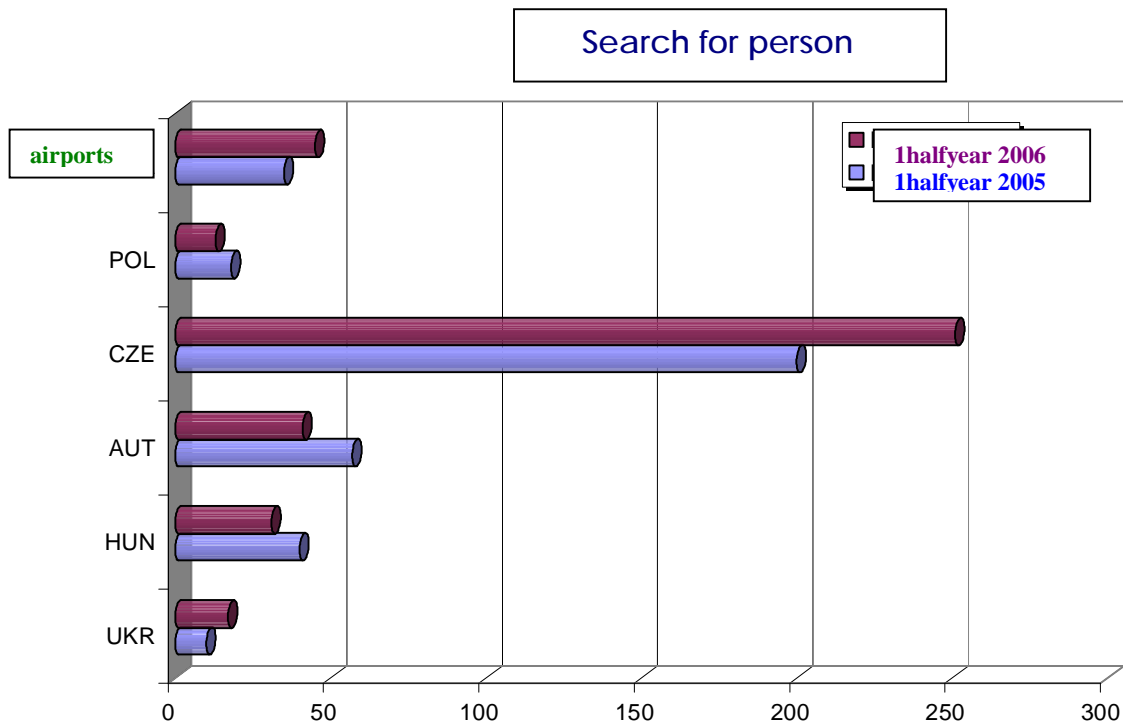
Year	Affirmative standpoint CVB	Disapproved standpoint CVB	Cogent permission CVB
1 st half-year 2006	1971	115	0
2005	3536	30	1
2004	4193	38	2
2003	6604	47	2
2002	9024	56	6

Requests for Consultation Conferment of Visa in First Half-year 2006	Number of Consultations
January	290
February	360
March	331
April	311
May	372
June	422

3 Searching

● Search for person

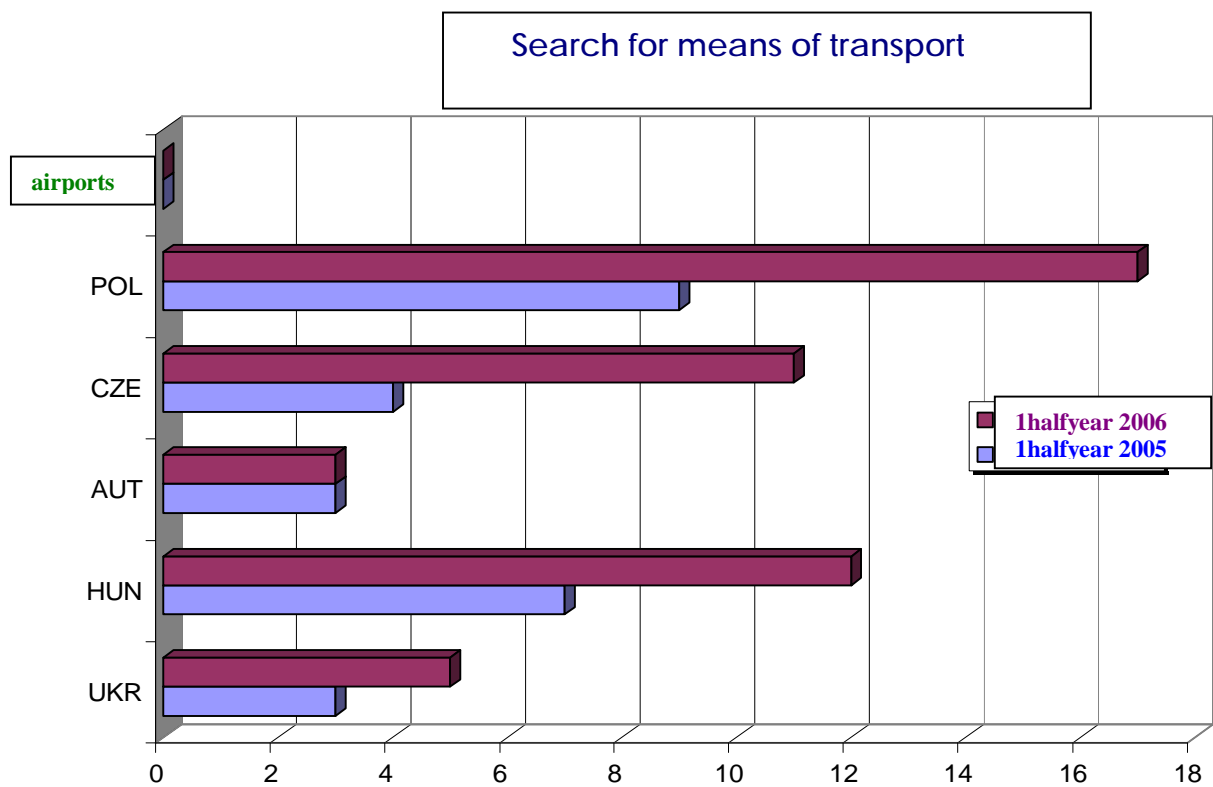
	UKR	HUN	AUT	CZE	POL	AIRP.	TOTAL
1 st half-year 200%	10	40	57	200	18	35	360
1 st half-year 2006	17	31	41	251	13	45	398



Searching in 1st half-year 2006

● Search for means of transport

	UKR	HUN	AUT	CZE	POL	Airp.	TOTAL
1 st half-year 2005	3	7	3	4	9	0	26
1 st half-year 2006	5	12	3	11	17	0	48



Based on materials
of divisions and departments of Bureau of Border and Aliens Police of Presidium
of Police Force

Prepared by Analytical operational Department
Lieut. Ing. Martin Borza,
borza@minv.sk

Proofread in English
Lieut. Col. Ing. Alexander Thurzo, PhD.
thurzo@minv.sk