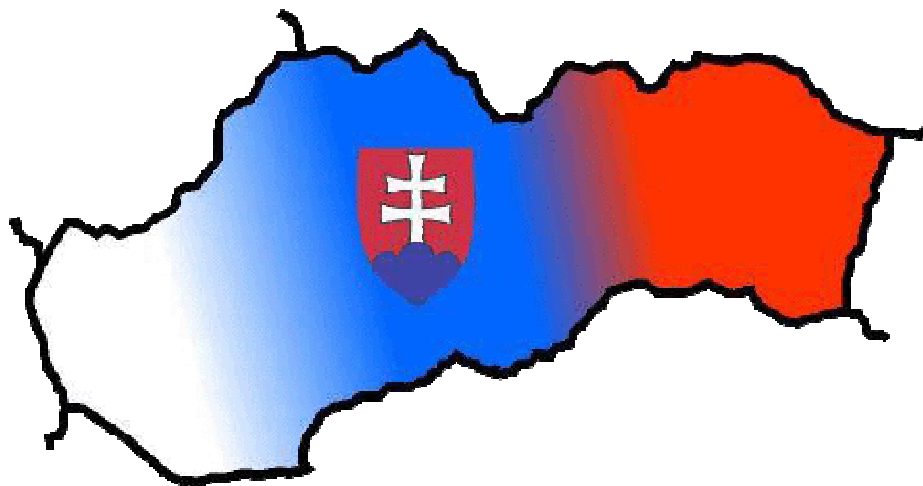





Ministry of Interior of the Slovak Republic
Bureau of Border and Aliens Police
Centre of Analysis and Strategic Management
Unit of Risk Analysis and Statistics

25 Vajnorska, 812 72 Bratislava
Tel: +421961050784, Fax: +421961059170
<http://www.minv.sk/uhcp>

Legal and Illegal Migration in the SR



1st half-year of 2007



C O N T E N T S

1	ILLEGAL MIGRATION	4
1.1	Illegal migration – Comparison of half-years of 2006 and 2007	4
1.1.1	Unauthorised border crossing	6
1.1.2	Unauthorised stay	7
1.2	Falsification and counterfeiting of travel documents	7
1.3	People smuggling	7
1.4	Readmission and Dublin.....	7
1.5	List of undesirable persons.....	7
2	ENTRY REFUSAL TO THE ALIENS, AND RETURNED PERSONS	7
3	LEGAL MIGRATION.....	7
3.1	Legal migration by border	7
3.2	Authorised stays	7
3.3	Visas.....	7
4	SEARCH	7

1 ILLEGAL MIGRATION

1.1 Illegal migration – Comparison of half-years of 2006 and 2007

Border	1st half-year of 2006			1st half-year of 2007			Difference
	From the SR	To the SR	Total	From the SR	To the SR	Total	
AUT	365	2	367	750	1	751	+384
CZE	22	1	23	80	11	91	+68
UKR	2	1001	1003	5	690	695	-308
POL	20	91	111	2	25	27	-84
HUN	24	12	36	14	43	57	+21
By air	15	1	16	15	1	16	0
Total	448	1108	1556	866	771	1637	+81
Unauthorised stay*	1218			1882			+664
Total	2774			3519			+745

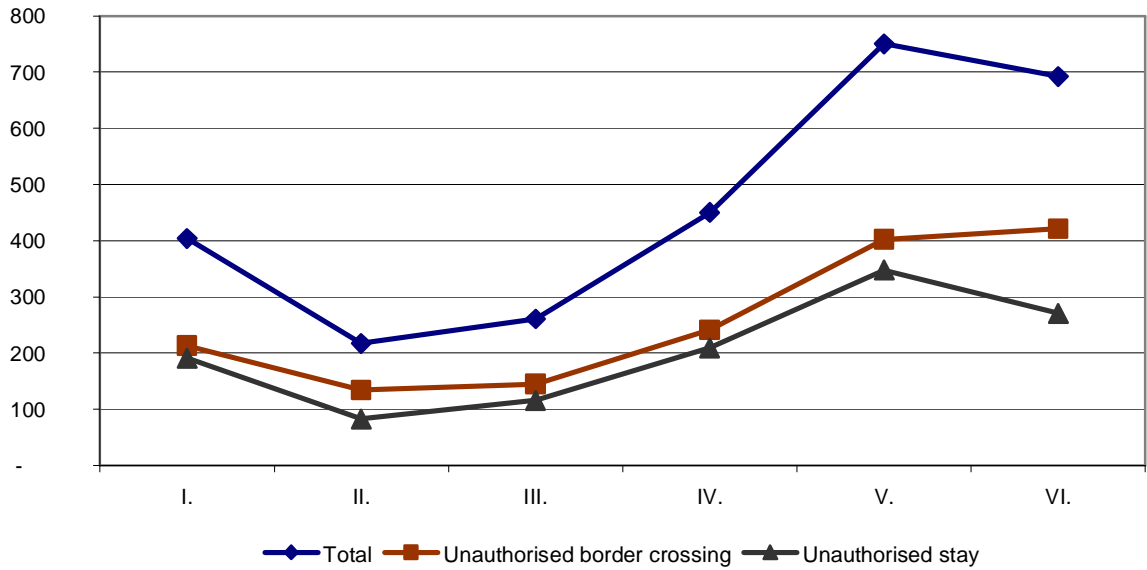
* Unauthorised stay in the SR territory

Trends in illegal migration by months

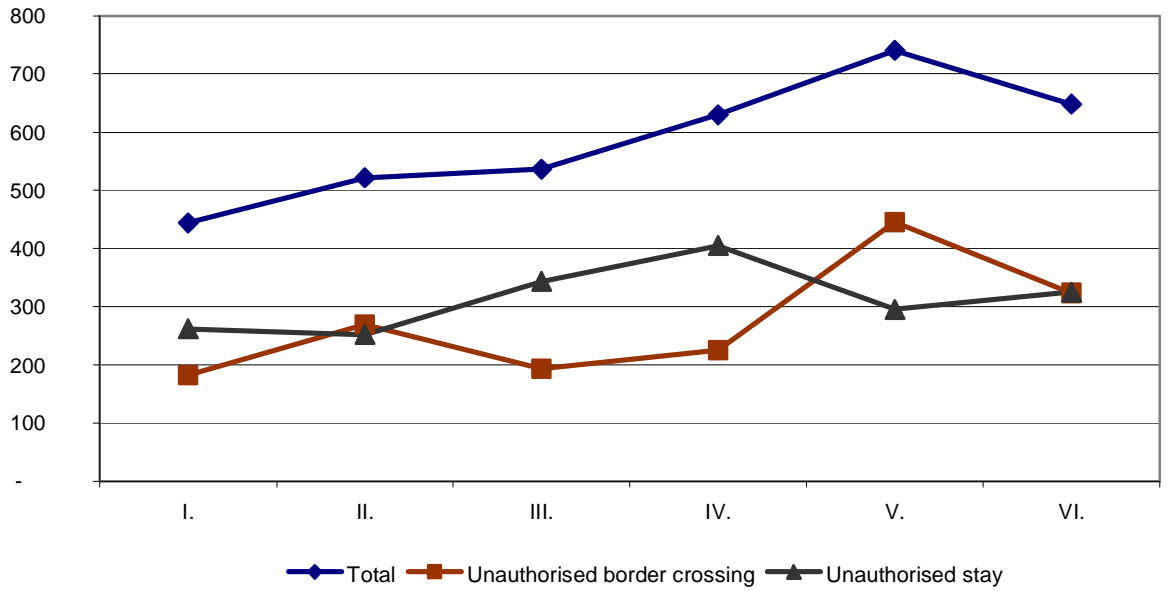
1 st half-year of 2006	I.	II.	III.	IV.	V.	VI.	Total
Total	404	217	261	450	750	692	2774
Unauthorised SR border crossing	213	134	145	241	402	421	1556
Unauthorised stay	191	83	116	209	348	271	1218
1 st half-year of 2007	I.	II.	III.	IV.	V.	VI.	Total
Total	444	521	536	630	740	648	3519
Unauthorised SR border crossing	182	269	193	225	445	323	1637
Unauthorised stay	262	252	343	405	295	325	1882

**Legal and Illegal migration in the SR
1st half-year 2007**

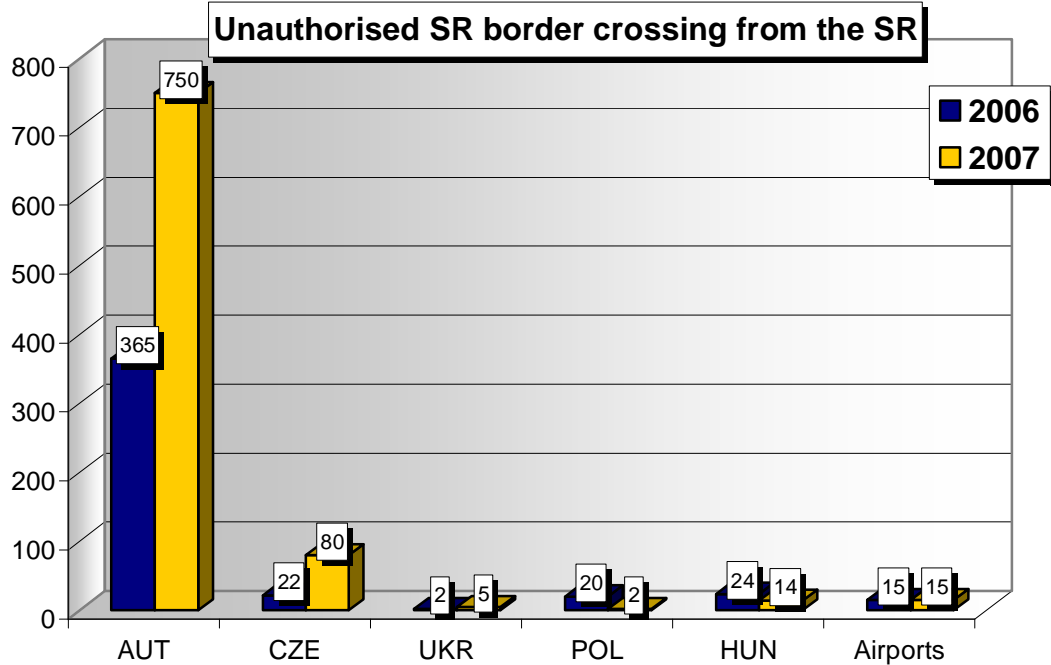
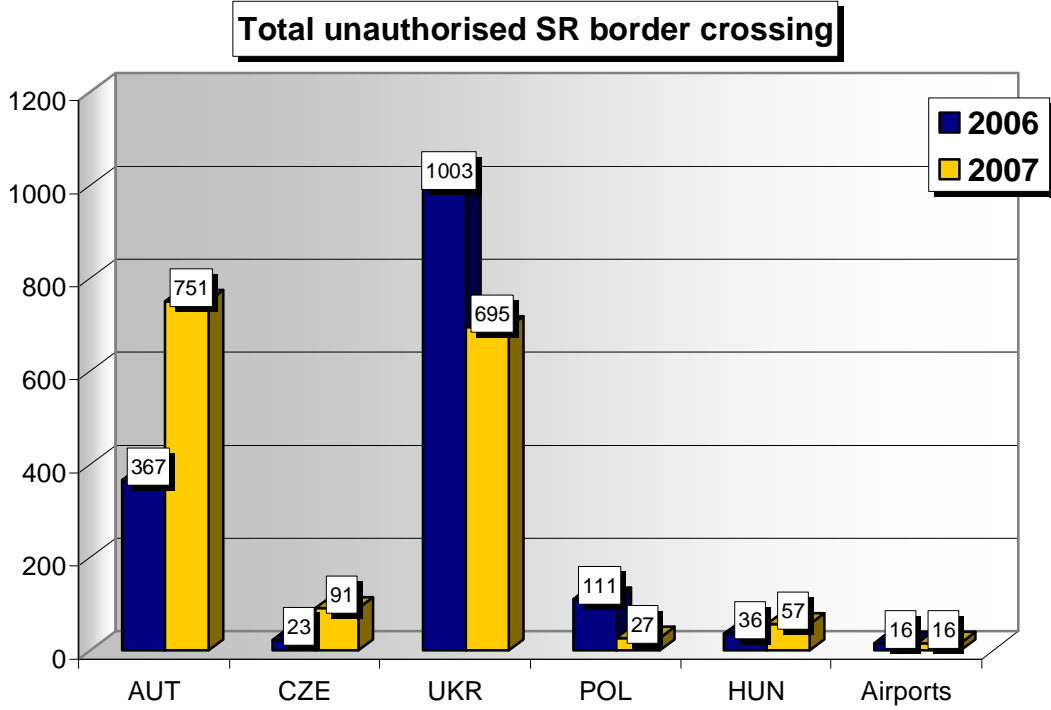
Trends in illegal migration in the 1st half-year of 2006



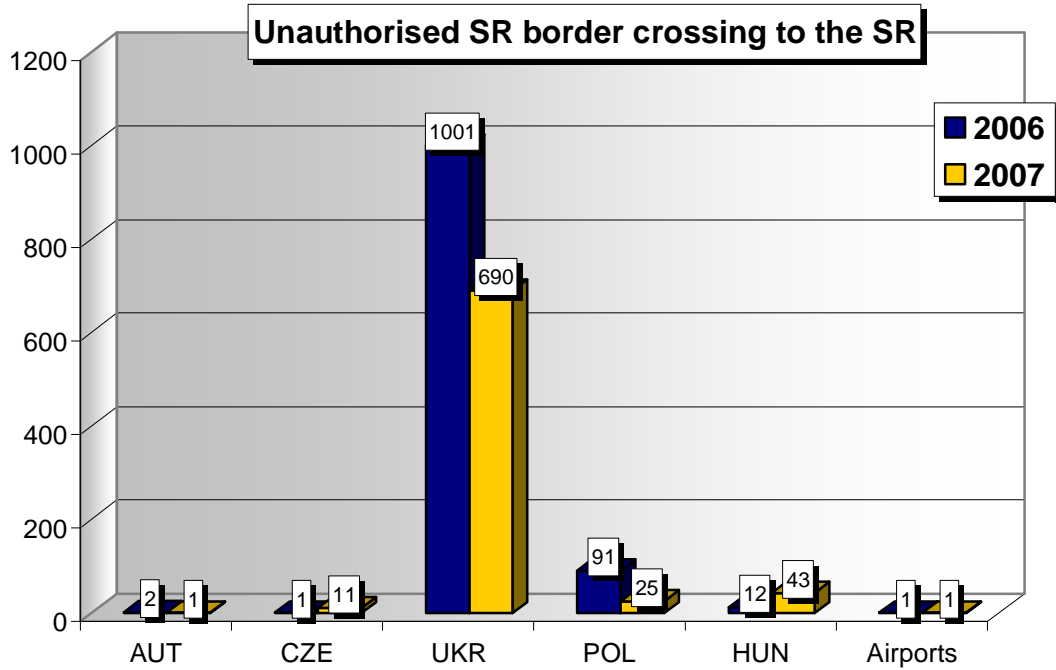
Trends in illegal migration in the 1st half-year of 2007



1.1.1 Unauthorised border crossing



*Legal and Illegal migration in the SR
1st half-year 2007*



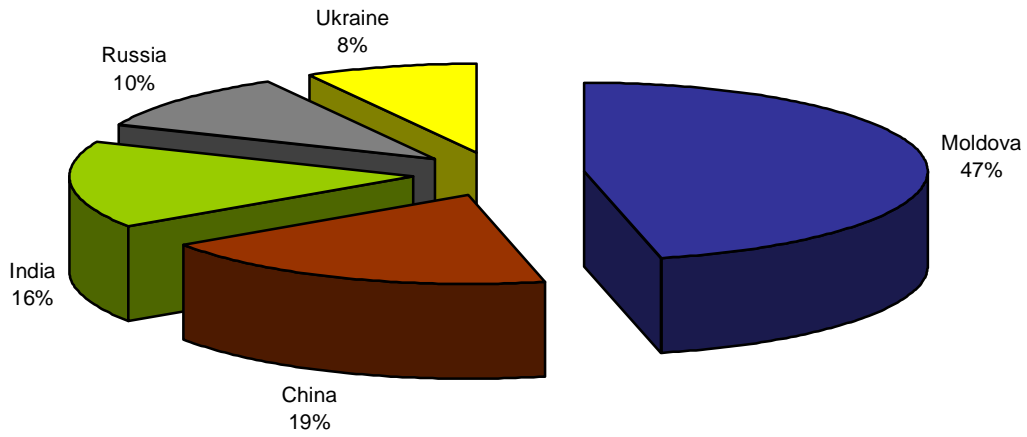
Way of border crossing in the 1st half-year of 2007

Travel document of other person	Falsified counterfeited travel document	Border crossing out of the border crossing point	Hiding in the motor vehicle	Hiding on the train	Avoiding the check	By boat	Other	Total
83	294	1027	126	79	14	13	1	1637

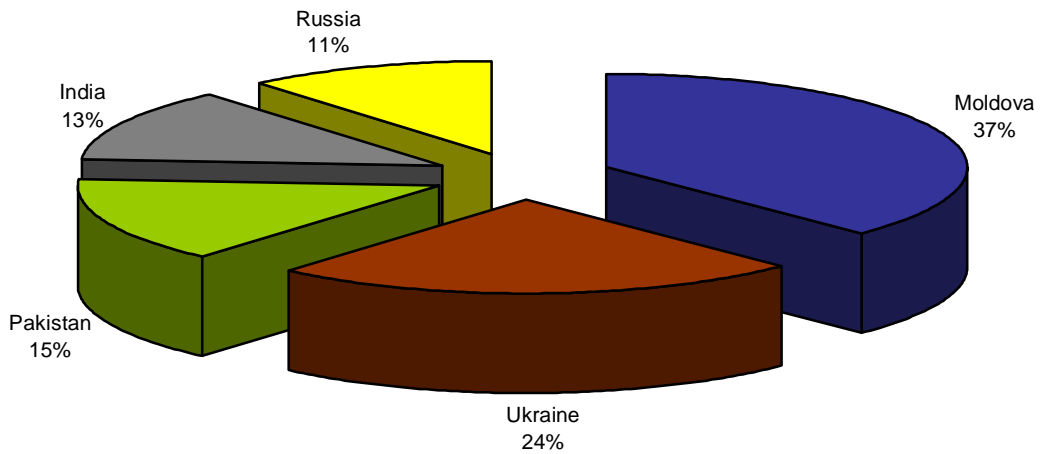
Review of illegal migration by nationality (TOP 5)

Unauthorised border crossing			
Nationality	1st half-year of 2006	Nationality	1st half-year of 2007
Moldova	502	Moldova	467
China	206	Ukraine	296
India	172	Pakistan	183
Russia	112	India	158
Ukraine	88	Russia	137
Other	476	Other	396
Total	1556	Total	1637

**Unauthorised border crossing by nationality (TOP 5)
in the 1st half-year of 2006**



**Unauthorised border crossing by nationality (TOP 5)
in the 1st half-year of 2007**

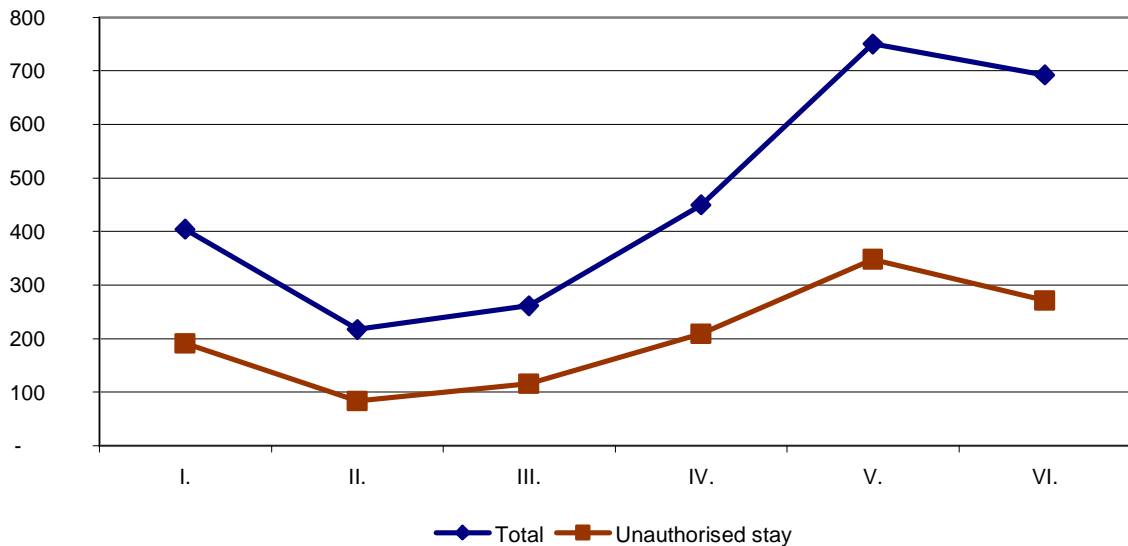


1.1.2 Unauthorised stay

Dynamics of proportion of discovered unauthorised stays of total migration by months

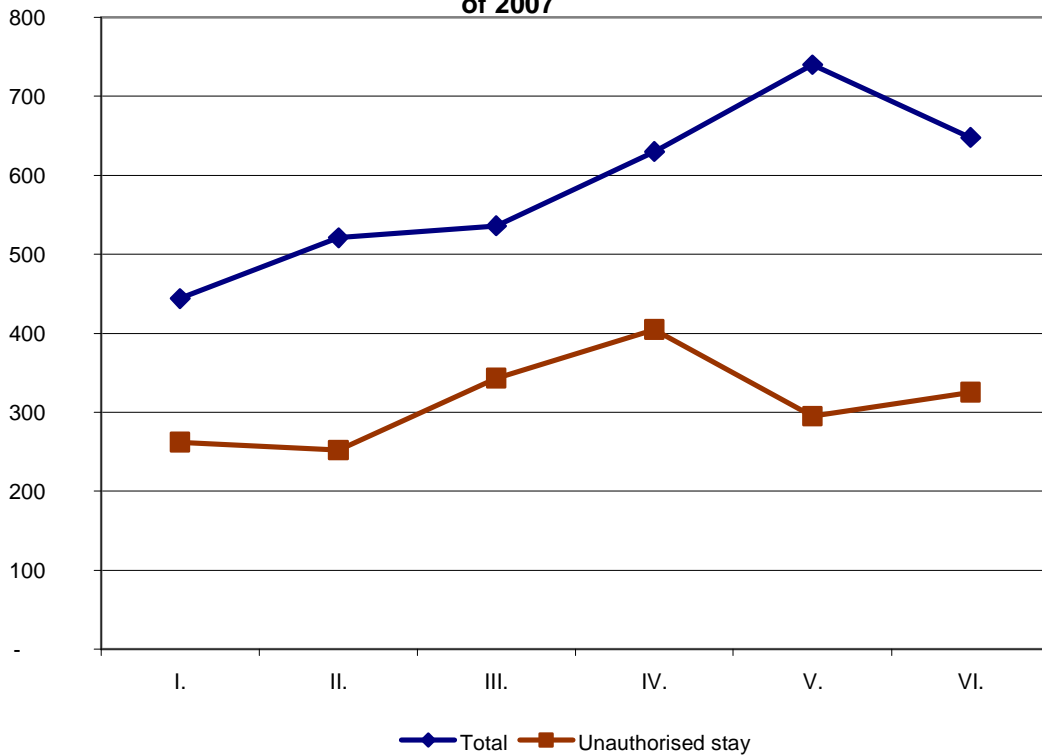
1 st half-year of 2006	I.	II.	III.	IV.	V.	VI.	Total
Total	404	217	261	450	750	692	2774
Unauthorised stay	191	83	116	209	348	271	1218
%	47	38	44	46	46	35	44
1 st half-year of 2007	I.	II.	III.	IV.	V.	VI.	Total
Total	444	521	536	630	740	647	3519
Unauthorised stay	262	252	343	405	295	325	1882
%	59	48	64	64	40	50	53

Dynamics of proportion of unauthorised stay in the 1st half-year of 2006



**Legal and Illegal migration in the SR
1st half-year 2007**

**Dynamics of proportion of unauthorised stay in the 1st half-year
of 2007**

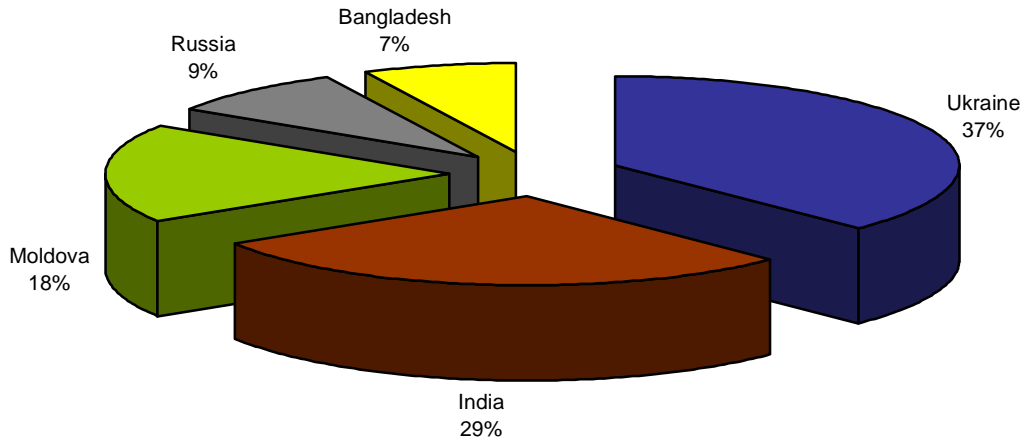


Review of illegal migrants by nationality (TOP 5)

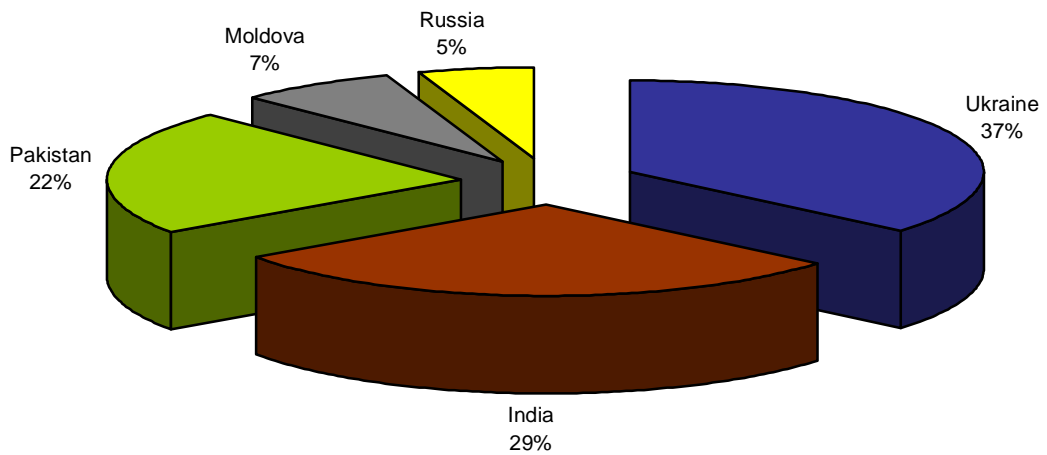
Unauthorised stay			
Nationality	1st half-year of 2006	Nationality	1st half-year of 2007
Ukraine	338	Ukraine	558
India	260	India	450
Moldova	162	Pakistan	343
Russia	79	Moldova	111
Bangladesh	64	Russia	80
Other	315	Other	340
Total	1218	Total	1882

*Legal and Illegal migration in the SR
1st half-year 2007*

**Unauthorised stay by nationality (TOP 5)
in the 1st half-year of 2006**



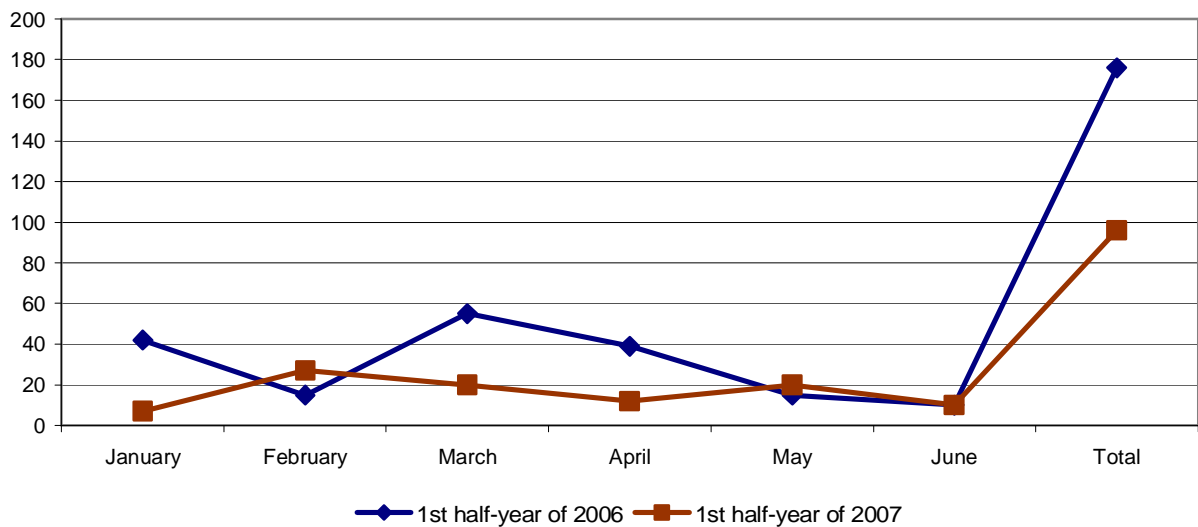
**Unauthorised stay by nationality (TOP 5)
in the 1st half-year of 2007**



Discovered cases of illegal employment by number of aliens

Number of cases	1 st half-year of 2006	1 st half-year of 2007
January	42	7
February	15	27
March	55	20
April	39	12
May	15	20
June	10	10
Total	176	96

Illegal employment



Total of **96 cases** of illegal employment of aliens were discovered in the 1st half-year of 2007 during checks aimed at illegal employment of aliens in the SR. Out of that number **35 cases** were discovered during security-repressive action “Aliens” in cooperation with other services of the Police Force.

Compared to the 1st half-year of 2006, as shown in the chart, there was a significant **decrease (55%)** of discovered cases of illegal employment of aliens in the SR in the 1st half year of 2007. **An important factor that considerably contributed to this decrease** had been a higher number of preventive actions and controls aimed at detection of this phenomenon, as well as high financial sanctions of employers illegally employing aliens.

Illegal employment by nationality

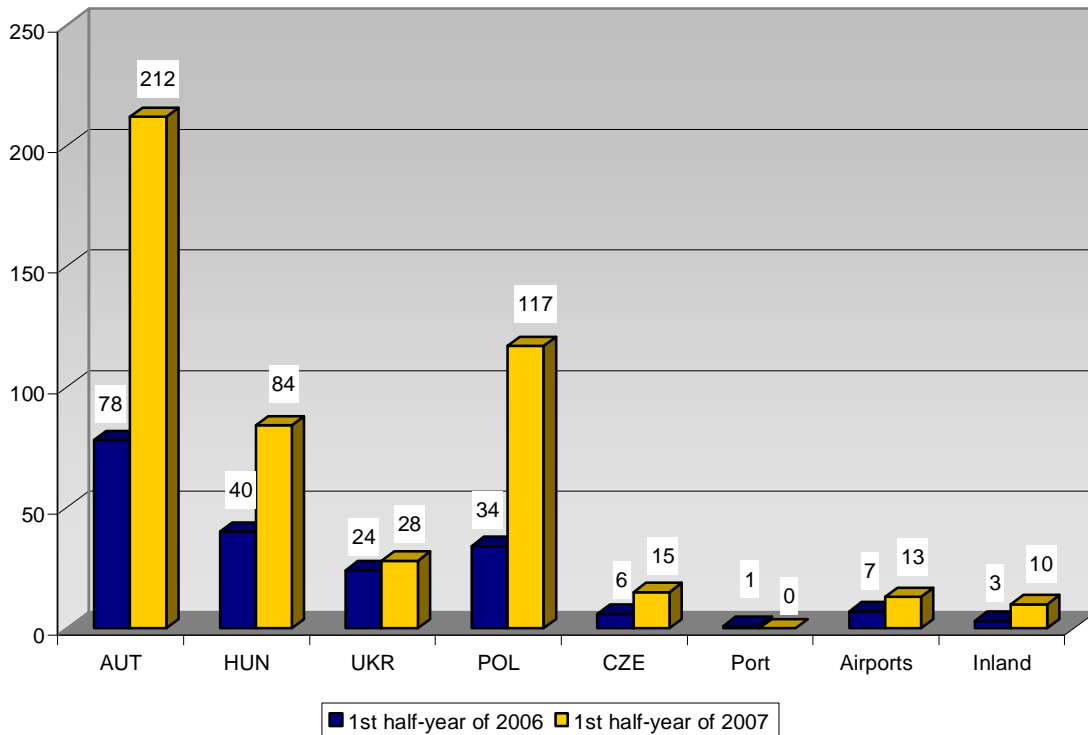
Nationality	1st half-year of 2006	Nationality	1st half-year of 2007
South Korea	40	Ukraine	32
Vietnam	40	China	22
Ukraine	13	Vietnam	22
Romania	11	South Korea	9
Kuwait	9	India	5
China	6	Turkey	2

Most illegal workers have been Ukraine, China, Vietnam and South Korea nationals.

1.2 Falsification and counterfeiting of travel documents

Number of discovered falsified and counterfeited documents by place of discovery

	1 st half-year of 2006	1 st half-year of 2007
AUT	78	212
HUN	40	84
UKR	24	28
POL	34	117
CZE	6	15
Port	1	0
Airports	7	13
Inland	3	10
Total	193	479



Legal and Illegal migration in the SR
1st half-year 2007

Forms of falsification and counterfeiting of travel documents by border

Border	Period	Total	A	B	C	D	E	F	G	H
Austria	1 st half-year of 2006	78	53	0	0	0	2	10	13	0
	1 st half-year of 2007	212	101	0	1	2	0	29	79	0
Hungary	1 st half-year of 2006	40	4	1	0	34	0	0	1	0
	1 st half-year of 2007	84	3	0	9	62	0	1	9	0
Ukraine	1 st half-year of 2006	24	13	0	0	0	0	0	11	0
	1 st half-year of 2007	28	0	0	0	0	0	0	28	0
Poland	1 st half-year of 2006	34	4	0	0	28	0	2	0	0
	1 st half-year of 2007	117	0	0	0	117	0	0	0	0
Czech Republic	1 st half-year of 2006	6	6	0	0	0	0	0	0	0
	1 st half-year of 2007	15	6	0	0	0	0	7	2	0
Port	1 st half-year of 2006	1	0	0	0	0	0	1	0	0
	1 st half-year of 2007	0	0	0	0	0	0	0	0	0
Airports	1 st half-year of 2006	7	6	0	0	0	0	1	0	0
	1 st half-year of 2007	13	6	0	0	0	0	5	2	0
Inland	1 st half-year of 2006	3	3	0	0	0	0	0	0	0
	1 st half-year of 2007	10	2	0	0	0	0	1	7	0
Total	1 st half-year of 2006	193	89	1	0	62	2	14	25	0
	1 st half-year of 2007	479	118	0	10	181	0	43	127	0

Most of the total number of discovered forms of falsification and counterfeiting of travel documents were misused by the Ukraine (134) and Moldova nationals (117).

Explanatory notes:

- A. photograph replacement,
- B. data rewriting in the travel document,
- C. additional writing of data into the travel document,
- D. replacement of pages in the travel document,
- E. authentic travel document /clean copy theft/ issued by an unauthorised authority,
- F. misuse of authentic travel document by other person /using the travel document of other person while travelling without any change made therein/,
- G. false travel document,
- H. authentic travel document issued by the competent authority, but to other person than the one whose data are contained in the travel document (e.g. as a result of corruption or submission of incorrect supporting documents necessary for travel document issue)

*Legal and Illegal migration in the SR
1st half-year 2007*

Falsification of visas, entry/exit stamps and residence permits

Border section	Visas		Entry/exit stamps		Residence permits		Total	
	1 st half-year of 2006	1 st half-year of 2007	1 st half-year of 2006	1 st half-year of 2007	1 st half-year of 2006	1 st half-year of 2007	1 st half-year of 2006	1 st half-year of 2007
Austria	1	25	0	16	0	3	1	44
Hungary	0	0	0	3	0	0	0	3
Ukraine	1	1	0	33	0	10	1	44
Poland	0	0	0	0	0	2	0	2
Czech Republic	0	0	0	0	0	0	0	0
Port	0	0	0	0	0	0	0	0
Airports	1	4	3	8	0	8	4	20
Inland	0	0	0	0	0	1	0	1
Total	3	30	3	60	0	24	6	114

1.3 People smuggling

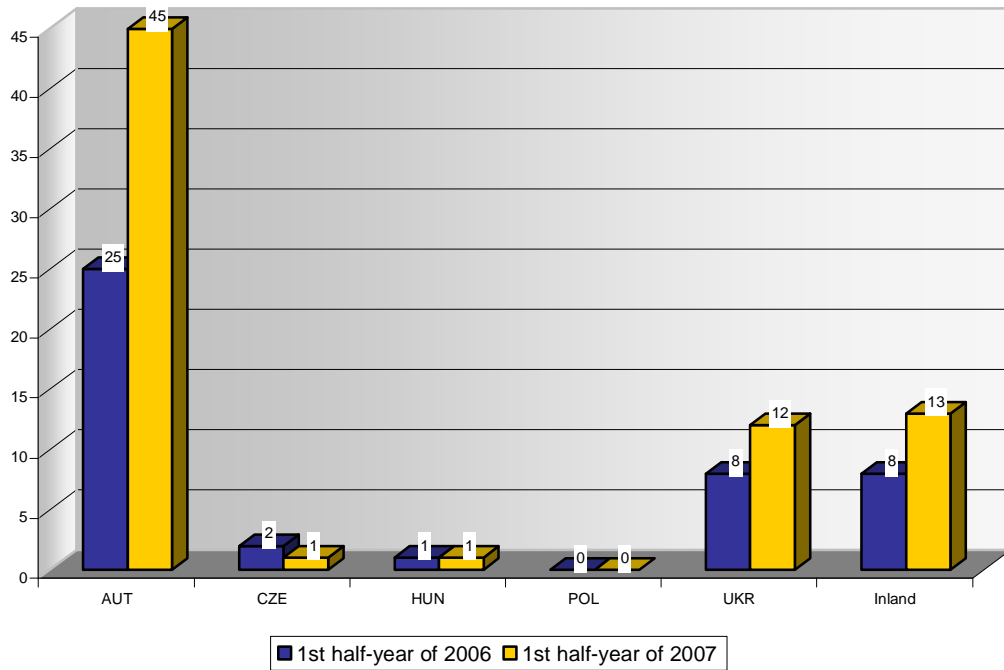
People smuggling cases performed by the National Unit for Combating Illegal Migration (hereinafter referred to as the "NUCIM")	1st half-year of 2006	1st half-year of 2007
Recorded people smuggling cases	44	72
People smuggling cases charged with indictment	28	67
Number of suspected people smugglers	125	152
Number of people smugglers charged with indictment	63	122
Number of deeds	134	149

Cases submitted by the NUCIM for the criminal offence of people smuggling by border

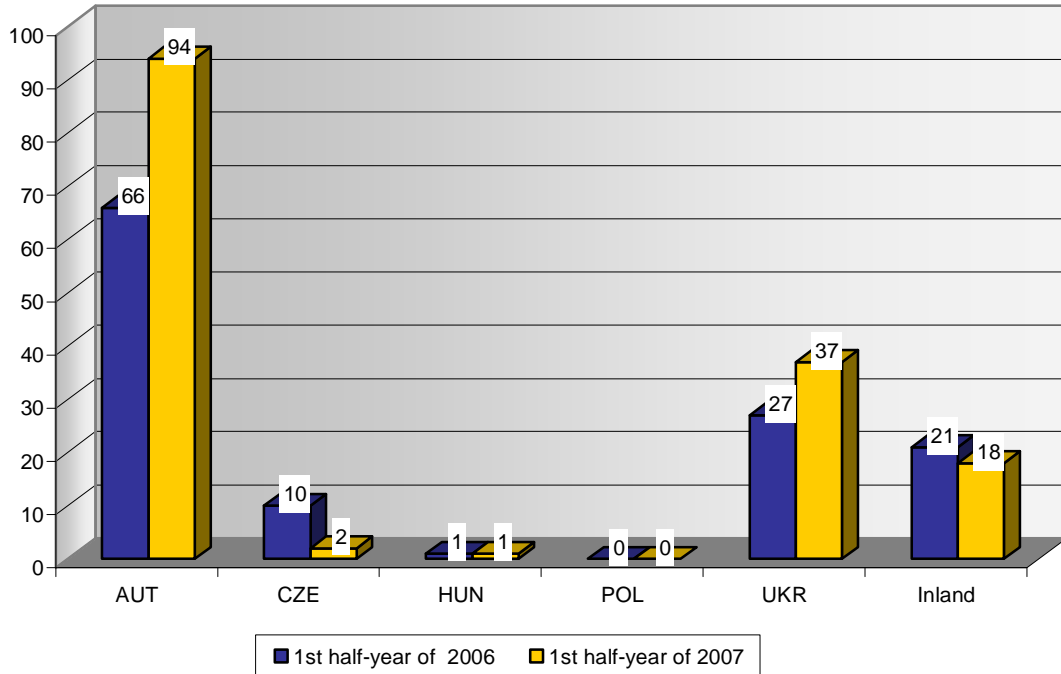
Border section	Number of submitted cases		Number of people smugglers	
	1st half-year of 2006	1st half-year of 2007	1st half-year of 2006	1st half-year of 2007
Austria	25	45	66	94
Czech Republic	2	1	10	2
Hungary	1	1	1	1
Poland	0	0	0	0
Ukraine	8	12	27	37
Inland	8	13	21	18
Total	44	72	125	152

Legal and Illegal migration in the SR
1st half-year 2007

Submitted cases



Number of people smugglers



Comparison of people smugglers nationality in cases performed

Nationality of people smugglers	1st half-year of 2006	Nationality of people smugglers	1st half-year of 2007
Slovakia	84	Slovakia	104
Unknown*	17	Ukraine	17
Ukraine	6	Czech Republic	7
Vietnam	5	Hungary	6
Czech Republic	2	Moldova	5
Other	11	Other	13
Total	125	Total	152

* Note – unsettled cases so far, and an investigator of the Department of Investigation of Extremely Serious Crime of the Bureau of Border and Aliens Police of the MoI SR has begun criminal prosecution under Article 199 of the Code of Criminal procedure and the cases are in the further process.

Performance of organised and criminal groups

During the 1st half-year of 2007 out of total performed cases 45 people smugglers were charged with indictment for the criminal offence of people smuggling committed by the criminal group, or organised group. Out of them several criminal and organised branches were broken down (various parts within the organisation up to the highest form – persons providing accommodation, accompanying persons, people in finance, from drivers to organisers).

Organised and criminal groups in recorded cases of NUCIM

	Total people smugglers		People smugglers charged with indictment	
	1st half-year of 2006	1st half-year of 2007	1st half-year of 2006	1st half-year of 2007
Organised group	33	59	12	40
Criminal group	18	5	18	5

1.4 Readmission and Dublin

Fulfilment of readmission agreements

Readmission agreement with the state	1 st half-year of 2006			1 st half-year of 2007		
	Readmitted to the country		Readmitted from the country	Readmitted to the country		Readmitted from the country
	Contracting party nationals	Third country nationals	Third-country nationals	Contracting party nationals	Third country nationals	Third country nationals
Czech Republic	0	0	17	7	2	57
Hungary	2	1	10	7	19	6
Poland	0	2	19	0	2	6
Austria	0	0	98	0	0	209
Ukraine	10	784	0	5	486	0
Total	12	787	144	19	509	278

Review of transfers performed under the Council Regulation (EC) No. 343/2003 (Dublin Regulation) in the 1st half-year of 2006

	To the SR	From the SR
Austria	137	5
Netherlands	13	0
Belgium	7	1
Germany	40	0
United Kingdom	13	0
France	6	1
Poland	0	3
Czech Republic	8	0
Finland	1	0
Sweden	3	0
Norway	3	1
Hungary	1	0
Luxembourg	1	0
Total	233	11

**Review of transfers performed under the Council Regulation (EC)
No. 343/2003 (Dublin Regulation) in the 1st half-year of 2007**

	To the SR	From the SR
Austria	83	15
Netherlands	11	0
United Kingdom	8	0
Germany	36	1
France	10	2
Czech Republic	13	1
Italy	3	0
Poland	1	3
Sweden	1	0
Belgium	3	0
Norway	0	1
Denmark	1	0
Hungary	0	1
Total	170	24

1.5 List of undesirable persons

Review of undesirable persons by nationality (TOP 10)

Nationality	1 st half-year of 2006	Nationality	1 st half-year of 2007
Ukraine	482	Ukraine	790
Moldova	292	Moldova	186
Turkey	33	India	28
Serbia and Montenegro	19	Macedonia	18
Georgia	18	Russia	13
Romania	14	Georgia	12
Russia	14	China	11
India	10	Pakistan	10
China	9	Serbia and Montenegro	8
Vietnam	7	Dominican republic	6
Other	58	Other	20
Total	956	Total	1102

Review of number of persons on the list of undesirable persons in the SR by reasons

Reason	1st half-year of 2006	1st half-year of 2007
Entry and stay on the SR territory without authorisation	677	644
Expulsion by judicial decision	110	207
Serious or repeated violation of generally binding legal regulations in other way	87	116
Submission of falsified or counterfeited documents while being checked under the Act No 48/2002 Coll.	52	97
Final conviction for intentional criminal offence and there is no decision ordering expulsion	16	11
Other reasons	11	0
Violation of regulations on narcotic drugs and psychoactive substances	1	0
Obstructing an public authority decision	1	0
Threat to the national security, public policy, health or rights and freedoms of other persons and, within restricted areas, nature	1	3
Stay on the SR territory under an international treaty or the SR Government decision and he/she acts in conflict with the treaty or decision	0	14
Performance of other activities than ones for which the temporary residence permit has been issued to the alien	0	5
End of purpose of issued temporary residence permit and the alien does not inform thereof the police	0	2
Refusal to verify, in a reliable way, his/her identity	0	2
He/she intentionally states false or incomplete information in the residence permit procedure	0	1
Total	956	1102

2 REFUSAL OF ENTRY TO THE ALIENS, AND RETURNED PERSONS

Refusal of entry to aliens by the SR border – Comparison of the 1st half-year of 2006 and the 1st half-year of 2007

Border with:	Half-year	Total	1	2	3	4	5	6	7	8	9	10	11
Hungary	2006	378	29	0	270	0	0	0	16	0	52	1	10
	2007	60	4	0	9	0	0	0	5	0	33	7	2
Ukraine	2006	538	23	0	249	0	0	0	80	0	110	13	63
	2007	671	5	0	208	1	2	1	130	16	261	20	27
Poland	2006	72	4	0	65	0	0	0	0	0	1	2	0
	2007	17	0	0	15	0	0	0	0	0	0	2	0
Czech Republic	2006	423	7	0	410	2	0	0	0	0	1	1	2
	2007	105	6	0	93	4	0	0	0	0	0	2	0
Austria	2006	78	5	0	73	0	0	0	0	0	0	0	0
	2007	36	5	0	30	0	0	0	0	0	0	1	0
Airports	2006	89	4	0	12	0	0	0	43	0	21	1	8
	2007	58	2	1	12	1	4	8	15	0	15	0	0
Number of reasons for entry refusal	2006	1578	72	0	1079	2	0	0	139	0	185	18	83
	2007	947	22	1	367	6	6	9	150	16	309	32	29
Number of aliens refused entry*	2006	1578											
	2007	936											

* As regards the entry refusal at the airport in the 1st half-year of 2007 there were certain cases when several reasons for the entry refusal to the aliens were discovered. By reason of these findings the number of reasons for the entry refusal is higher than the number of aliens refused entry.

Explanatory notes:

1. Does not possess valid travel document (s),
2. possesses false/counterfeited/forged travel document,
3. does not possess valid visa,
4. does not possess valid residence permit,
5. possesses false/counterfeited/forged visa,
6. possesses false/counterfeited/forged residence permit,
7. does not possess respective documents justifying the purpose and conditions of stay,
8. has already stayed for three months during a six-month period on the territory of the EU Member States,
9. does not possess sufficient means of subsistence in relation to the period and form of residence or means to return to the country of origin, or transit,
10. is the person for whom an alert has been issued in a national register for the purposes of refusing entry,
11. Is considered to be a threat to public policy, internal security, public health or international relations of the one or more EU Member States

**Summary by border, nationality and reason for refusal of entry
in the 1st half-year of 2006**

Border with Austria

Nationality	Total	1	3
ALB	1	0	1
ARM	2	0	2
AUT	1	1	0
BEN	1	0	1
BEZ	3	0	3
BGD	1	0	1
BIH	3	0	3
CAN	1	1	0
COL	2	0	2
ECU	2	0	2
EGY	2	0	2
GEO	2	0	2
HRV	1	1	0
CHN	5	0	5
IRN	1	0	1
IRQ	1	0	1
ISR	1	1	0
JOR	1	0	1
LBN	1	0	1
MDA	3	0	3
MKD	7	0	7
NGA	1	0	1
RUS	4	0	4
SCG	13	1	12
SEN	1	0	1
SYR	1	0	1
TUN	1	0	1
TUR	9	0	9
UKR	2	0	2
ZAF	4	0	4
Total	78	5	73

Legal and Illegal migration in the SR
1st half-year 2007

Border with Poland

Nationality	Total	1	3	9	10
BEZ	2	0	2	0	0
BGR	1	1	0	0	0
BLR	3	0	3	0	0
COL	1	0	1	0	0
GEO	2	0	2	0	0
CHN	1	0	1	0	0
IRQ	1	0	1	0	0
KAZ	1	0	1	0	0
MDA	2	0	2	0	0
MNG	6	0	6	0	0
POL	2	0	0	0	2
ROU	2	1	0	1	0
RUS	4	0	4	0	0
SCG	4	0	4	0	0
TUR	6	0	6	0	0
UKR	31	1	30	0	0
USA	1	1	0	0	0
ZAF	2	0	2	0	0
Total	72	4	65	1	2

Border with the Czech Republic

Nationality	Total	1	3	4	9	10	11
AZE	1	0	1	0	0	0	0
BEZ	3	0	3	0	0	0	0
BIH	9	0	9	0	0	0	0
COL	3	0	3	0	0	0	0
CZE	5	4	0	0	0	0	1
DOM	2	0	2	0	0	0	0
ECU	1	0	1	0	0	0	0
EGY	2	0	2	0	0	0	0
FJI	1	0	1	0	0	0	0
GBR	2	2	0	0	0	0	0
CHN	10	0	10	0	0	0	0
IDN	4	0	4	0	0	0	0
IND	28	0	28	0	0	0	0

**Legal and Illegal migration in the SR
1st half-year 2007**

KAZ	1	0	1	0	0	0	0
KOR	2	0	2	0	0	0	0
MAR	1	0	1	0	0	0	0
MDA	1	0	1	0	0	0	0
MKD	6	0	6	0	0	0	0
MLI	1	0	1	0	0	0	0
MNG	2	0	2	0	0	0	0
NAM	2	0	2	0	0	0	0
NGA	1	0	1	0	0	0	0
NOR	1	0	0	1	0	0	0
PAK	4	0	4	0	0	0	0
PER	1	0	1	0	0	0	0
PHL	3	0	3	0	0	0	0
ROU	2	0	0	0	1	0	1
RUS	16	0	16	0	0	0	0
SAU	3	0	3	0	0	0	0
SCG	59	0	59	0	0	0	0
THA	40	0	40	0	0	0	0
TTO	2	0	2	0	0	0	0
TUR	25	0	24	1	0	0	0
TWN	1	0	1	0	0	0	0
UKR	127	0	127	0	0	0	0
USA	1	1	0	0	0	0	0
VNM	42	0	41	0	0	1	0
ZAF	8	0	8	0	0	0	0
Total	423	7	410	2	1	1	2

Border with Ukraine

Nationality	Total	1	3	7	9	10	11
BDI	1	0	1	0	0	0	0
BEZ	4	0	4	0	0	0	0
BLR	1	0	1	0	0	0	0
BLR	1	0	1	0	0	0	0
CUB	1	0	1	0	0	0	0
CUB	1	0	1	0	0	0	0
EGY	8	0	8	0	0	0	0
HRV	1	1	0	0	0	0	0
MDA	25	0	6	18	1	0	0

Legal and Illegal migration in the SR
1st half-year 2007

RUS	7	0	6	1	0	0	0
UKR	488	22	220	61	109	13	63
Total	538	23	249	80	110	13	63

Border with Hungary

Nationality	Total	1	3	7	9	10	11
BEZ	1	0	1	0	0	0	0
BGR	29	26	0	3	0	0	0
BIH	3	0	3	0	0	0	0
BLR	4	0	4	0	0	0	0
COG	1	0	1	0	0	0	0
COL	2	0	2	0	0	0	0
DEU	1	0	1	0	0	0	0
DZA	2	0	2	0	0	0	0
ECU	1	0	1	0	0	0	0
EGY	4	0	4	0	0	0	0
FRA	1	0	1	0	0	0	0
HRV	1	1	0	0	0	0	0
HUN	3	0	0	0	0	0	3
CHN	67	0	67	0	0	0	0
IDN	2	0	2	0	0	0	0
IND	5	0	5	0	0	0	0
IRN	5	0	5	0	0	0	0
IRQ	2	0	2	0	0	0	0
KAZ	1	0	1	0	0	0	0
LBN	1	0	1	0	0	0	0
MAR	1	0	1	0	0	0	0
MDA	2	0	2	0	0	0	0
MKD	3	0	3	0	0	0	0
NGA	2	0	2	0	0	0	0
NPL	2	0	2	0	0	0	0
PHL	1	0	1	0	0	0	0
ROU	74	1	0	13	52	1	7
RUS	18	0	18	0	0	0	0
SCG	38	0	38	0	0	0	0
SYR	12	0	12	0	0	0	0
THA	2	0	2	0	0	0	0
TUR	22	0	22	0	0	0	0

Legal and Illegal migration in the SR
1st half-year 2007

TWN	1	0	1	0	0	0	0
UKR	46	0	46	0	0	0	0
VNM	12	1	11	0	0	0	0
ZAF	6	0	6	0	0	0	0
Total	378	29	270	16	52	1	10

Airports

Nationality	Total	1	3	7	9	10	11
ALB	1	0	0	0	1	0	0
AUT	2	2	0	0	0	0	0
BEZ	1	0	1	0	0	0	0
COL	2	0	0	0	2	0	0
EGY	7	0	0	7	0	0	0
HRV	1	1	0	0	0	0	0
CHN	5	0	2	3	0	0	0
IND	1	0	0	0	1	0	0
IRN	6	0	1	3	2	0	0
IRQ	1	0	0	0	1	0	0
IRQ	9	0	0	9	0	0	0
KAZ	3	0	3	0	0	0	0
MAC	1	0	0	0	1	0	0
MAR	1	0	0	1	0	0	0
MDA	1	0	0	0	1	0	0
NLD	1	1	0	0	0	0	0
PHL	1	0	0	0	1	0	0
SCG	2	0	1	0	0	1	0
TUN	3	0	0	3	0	0	0
TUR	25	0	1	12	4	0	8
TWN	2	0	0	2	0	0	0
UKR	4	0	3	0	1	0	0
ZAF	9	0	0	3	6	0	0
Total	89	4	12	43	21	1	8

**Summary by border, nationality and reason for entry refusal in
the 1st half-year of 2007**

Border with Austria

Nationality	Total	1	3	10
AUT	2	2	0	0
BIH	1	0	0	1
BLR	1	1	0	0
CHN	7	0	7	0
IND	3	0	3	0
ITA	1	1	0	0
JOR	1	0	1	0
PAK	1	0	1	0
RUS	5	0	5	0
SCG	3	0	3	0
TUR	7	1	6	0
UKR	3	0	3	0
ZAF	1	0	1	0
Total	36	5	30	1

Border with Hungary

Nationality	Total	1	3	7	9	10	11
FRA	1	1	0	0	0	0	0
HRV	3	3	0	0	0	0	0
CHN	2	0	2	0	0	0	0
KGZ	1	0	1	0	0	0	0
MDA	36	0	0	5	30	0	1
ROU	7	0	0	0	0	6	1
SCG	1	0	1	0	0	0	0
UKR	8	0	4	0	3	1	0
VNM	1	0	1	0	0	0	0
Total	60	4	9	5	33	7	2

*Legal and Illegal migration in the SR
1st half-year 2007*

Border with Ukraine

Nationality	Total	1	3	4	5	6	7	8	9	10	11
CUB	2	0	2	0	0	0	0	0	0	0	0
MDA	83	0	10	0	0	1	14	0	30	1	27
RUS	2	0	1	0	0	0	0	0	1	0	0
UKR	584	5	195	1	2	0	116	16	230	19	0
Total	671	5	208	1	2	1	130	16	261	20	27

Border with Poland

Nationality	Total	3	10
BLR	1	1	0
CZE	1	0	1
MDA	4	4	0
MKD	1	1	0
SCG	4	4	0
TUR	1	1	0
UKR	5	4	1
Total	17	15	2

Border with the Czech Republic

Nationality	Total	1	3	4	10
CZE	1	1	0	0	0
JPN	1	1	0	0	0
KAZ	2	0	2	0	0
PHL	1	0	1	0	0
ROU	5	3	0	0	2
SCG	5	0	5	0	0
TUR	2	0	2	0	0
UKR	85	0	81	4	0
USA	1	1	0	0	0
VNM	2	0	2	0	0
Total	105	6	93	4	2

Legal and Illegal migration in the SR
1st half-year 2007

Airports

Nationality	Total	1	2	3	4	5	6	7	9
ARM	1	0	0	1	0	0	0	0	0
BEZ	1	1	0	0	0	0	0	0	0
CMR	6	0	0	0	0	0	0	3	3
DOM	1	0	0	0	0	0	0	0	1
EGY	3	0	0	0	0	0	0	3	0
CHN	3	0	0	3	0	0	0	0	0
IND	21	0	1	0	0	4	8	4	4
IRN	5	0	0	3	0	0	0	0	2
IRQ	7	0	0	0	0	0	0	4	3
LKA	2	0	0	0	0	0	0	0	2
MAR	1	0	0	1	0	0	0	0	0
RUS	2	0	0	1	1	0	0	0	0
SCG	1	0	0	0	0	0	0	1	0
SDN	1	0	0	1	0	0	0	0	0
TUR	1	1	0	0	0	0	0	0	0
VNM	1	0	0	1	0	0	0	0	0
ZWE	1	0	0	1	0	0	0	0	0
Total	58	2	1	12	1	4	8	15	15
*Number of aliens	47								

* As regards the entry refusal at the airport there have been certain cases when several reasons for the entry refusal to aliens were discovered. By reasons of these findings the number of entry refusals at the airport is higher than the number of aliens refused entry.

Entry refusal to aliens (TOP 15)

1st half-year of 2006

1st half-year of 2007

State	Number	State	Number
Ukraine	698	Ukraine	685
Serbia and Montenegro	116	Moldova	123
Turkey	88	India	21
China	86	Serbia and Montenegro	14
Romania	77	China	12
Vietnam	54	Romania	12
Russia	49	Turkey	11
Thailand	42	Russia	8
India	34	Iraq	5
Moldova	34	Vietnam	4
Bulgaria	29	Iran	3
Republic of South Africa	29	Cameroon	3
Egypt	23	Egypt	3
Macedonia	17	Croatia	3
Bosnia and Herzegovina	15	Austria	2
Other	187	Other	27
Total	1578	Total	936

Persons returned from the border crossing points

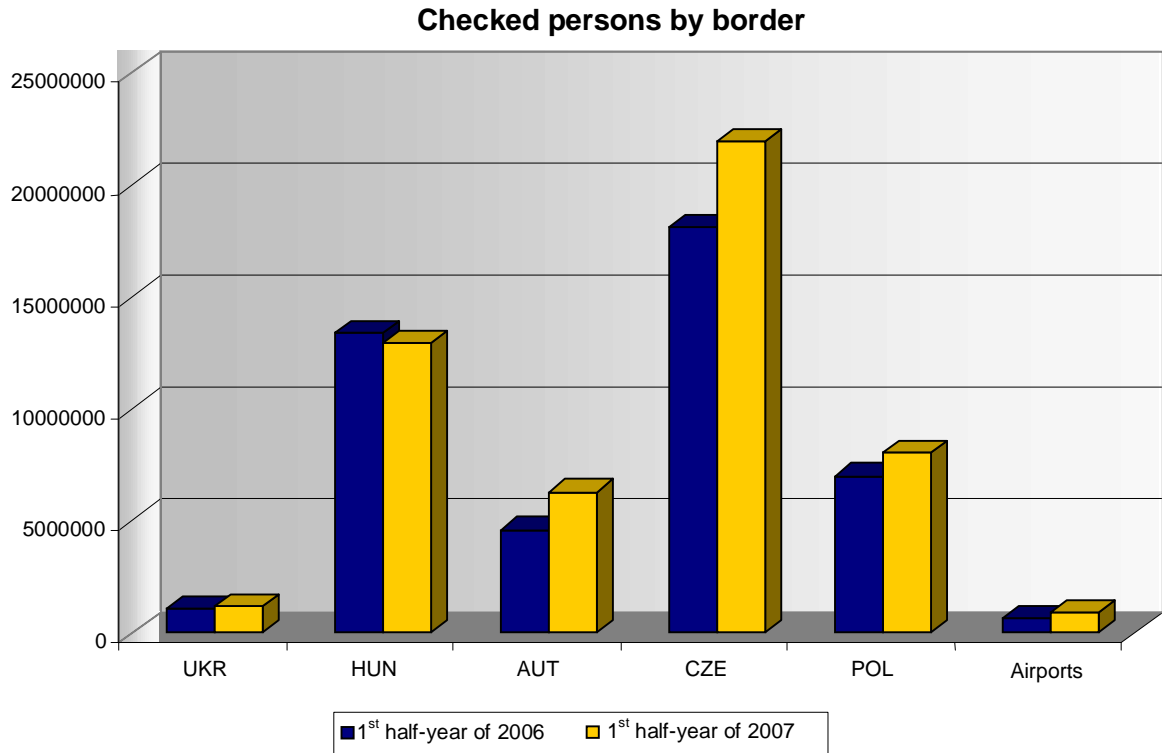
During the monitored period of the 1st half-year of 2007 total of **3888** SR citizens were returned from the border crossing points. Compared to the 1st half-year of 2006 when total of **4338** persons were returned it is **decrease by 10%**.

3 LEGAL MIGRATION

3.1 Legal migration by border

Checked persons by border

	UKR	HUN	AUT	CZE	POL	Airports	Total
1st half-year of 2006	1087410	13380633	4608306	18099353	7021197	614148	44811047
1st half-year of 2007	1158820	12928490	6299720	21908013	8014667	913789	51223499

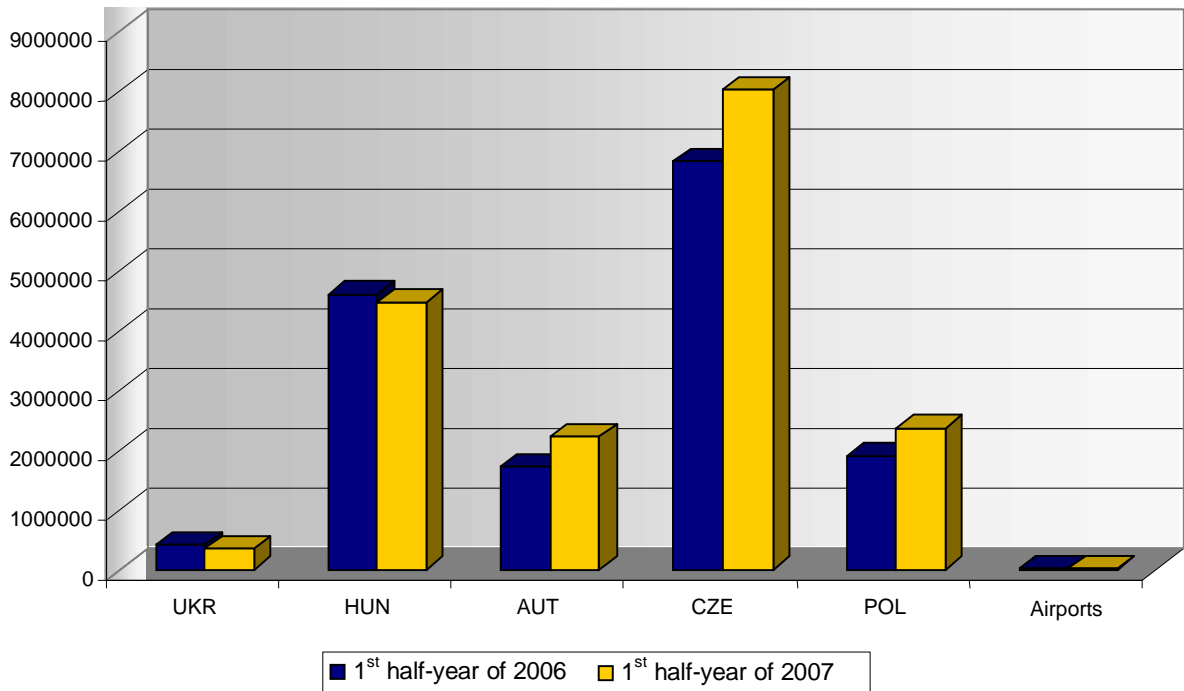


*Legal and Illegal migration in the SR
1st half-year 2007*

Checked means of transport by border

	UKR	HUN	AUT	CZE	POL	Airports	Total
1st half-year of 2006	423850	4614182	1725229	6848635	1906757	14815	15533468
1st half-year of 2007	347246	4480460	2223316	8040234	2379450	14426	17485132

Checked means of transport by border

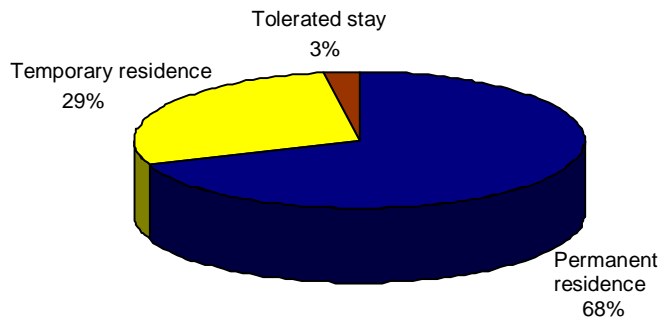


3.2 Authorised stays

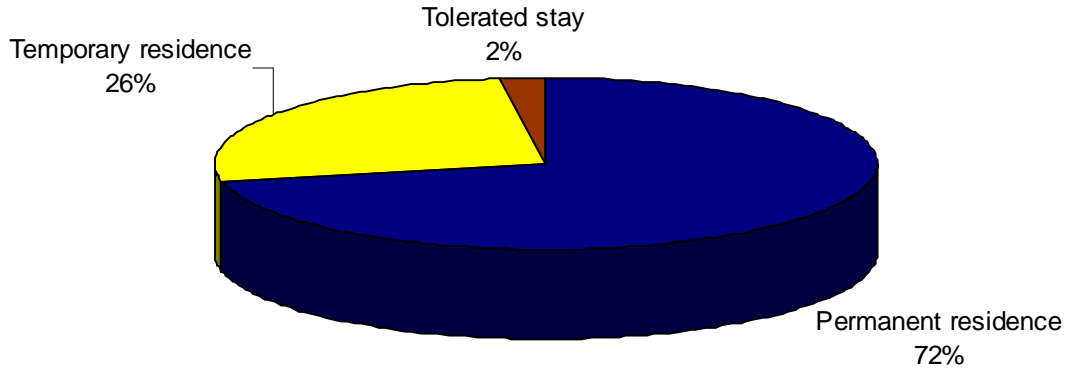
Forms of authorised stays

Form of stay		1 st half-year of 2006	1 st half-year of 2007
Permanent	Third countries	844	562
	EEA	2642	4607
	Total	3486	5169
Temporary	Slovak nationals residing abroad*	478	580
	Third countries	968	1295
	EEA	0	0
	Total	1446	1875
Tolerated	Third countries	121	145
	EEA	8	16
	Total	129	161
Total	Slovak nationals residing abroad	478	580
	Third countries	1933	2002
	EEA	2650	4623
	Total	5061	7205

Form of residence in the 1st half-year of 2006



Form of residence in the 1st half-year of 2007



* Slovak nationals residing abroad constitute a special category of the aliens. These aliens are not granted temporary residence permit, however their residence results from Article 17 (2) of the Act on Stay of Aliens laying down that the alien with the certificate of the Slovak national residing abroad under Act No 474/2005 Coll. on Slovak nationals residing abroad and on amendment of certain acts is not required to hold temporary residence permit. Their stay on the SR territory is for unlimited period.

Forms of residence by regions in the 1st half-year of 2006

		DBAP BA	DBAP NR				DBAP BB			DBAP PO		
Form of residence	Total	BA	NR	TN	TT	Total NR	BB	ZA	Total BB	PO	KE	Total PO
Permanent	844	310	78	59	75	212	68	49	117	62	143	205
Temporary	1446	581	180	165	142	487	84	84	168	52	158	210
Tolerated	121	25	10	21	25	56	1	2	3	4	33	37
Total	2411	916	268	245	242	755	153	135	288	118	334	452

The table contains only number of the third-country nationals

Total number of residences granted by 30 June 2006

		DBAP BA	DBAP NR				DBAP BB			DBAP PO		
Form of residence	Total	BA	NR	TN	TT	Total NR	BB	ZA	Total BB	PO	KE	Total PO
Permanent	7652	1523	782	491	531	1804	761	706	1467	1134	1724	2858
Temporary	4448	1882	470	306	343	1119	212	231	443	250	754	1004
Tolerated	180	76	12	19	40	71	1	1	2	7	24	31
Total	12280	3481	1264	816	914	2994	974	938	1912	1391	2502	3893

The table contains only number of the third-country nationals

**Legal and Illegal migration in the SR
1st half-year 2007**

Forms of stay by regions in the 1st half-year of 2007

		DBAP BA		DBAP NR			DBAP BB			DBAP PO		
Form of residence	Total	BA	NR	TN	TT	Total NR	BB	ZA	Total BB	PO	KE	Total PO
Permanent	562	219	48	50	32	130	28	40	68	46	99	145
Temporary	1875	887	173	94	165	432	105	77	182	144	230	374
Tolerated	145	42	5	11	28	44	4	6	10	5	44	49
Total	2582	1148	226	155	225	606	137	123	260	195	373	568

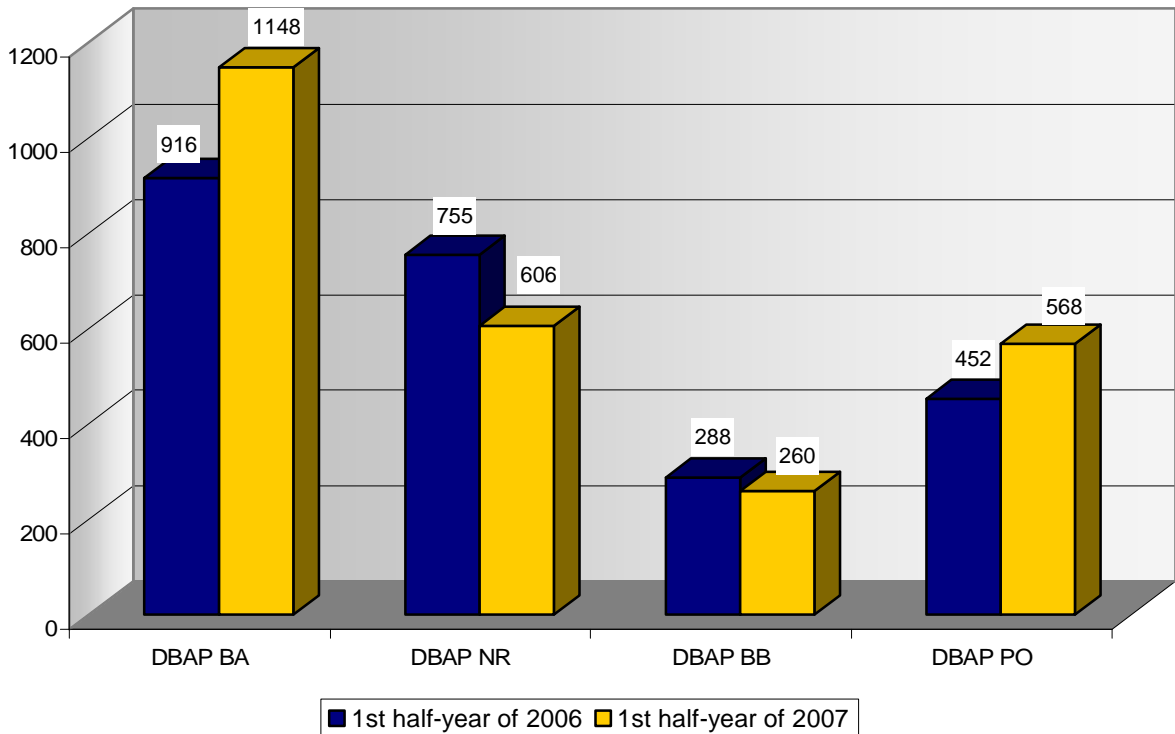
The table contains only number of the third-county nationals

Total number of residences granted by 30 June 2007

		DBAP BA		DBAP NR			DBAP BB			DBAP PO		
Form of residence	Total	BA	NR	TN	TT	Total NR	BB	ZA	Total BB	PO	KE	Total PO
Permanent	7361	1725	696	493	469	1658	629	725	1354	1062	1562	2624
Temporary	6027	2755	500	308	482	1290	264	308	572	478	932	1410
Tolerated	226	98	12	10	57	79	6	6	12	4	33	37
Total	13614	4578	1208	811	1008	3027	899	1039	1938	1544	2527	4071

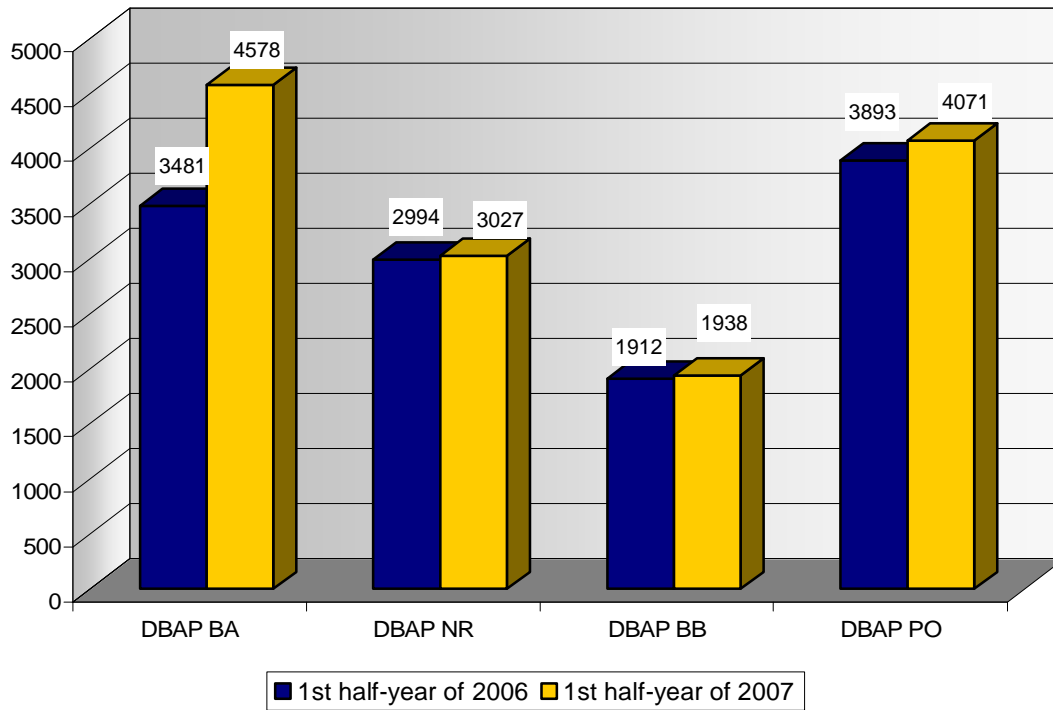
The table contains only number of the third-county nationals

Forms of residence by regions – Comparison of the 1st half-years of 2006 and 2007



**Legal and Illegal migration in the SR
1st half-year 2007**

**Total number of residences granted by 30 June 2006 and by 30 June 2007
- Comparison**



Number of the third-country nationals granted residence by form of residence and nationality in the 1st half-year of 2006

Nationality	TOP 10			Total
	Temporary residence	Tolerated stay	Permanent residence	
UKR	217	16	169	402
SCG	265	14	46	325
KOR	177	0	63	240
VNM	95	10	126	231
CHN	119	2	87	208
ROU	192	0	13	205
RUS	58	9	106	173
USA	81	3	47	131
HRV	22	0	33	55
TUR	28	2	8	38
Other	192	65	146	403
Total	1446	121	844	2411

Number of the third-country nationals granted residence by form of residence and nationality in the 1st half-year of 2007

Nationality	TOP 10			Total
	Temporary residence	Tolerated stay	Permanent residence	
UKR	473	44	113	630
SCG	372	10	20	402
VNM	166	12	80	258
KOR	172	0	85	257
CHN	171	7	42	220
RUS	80	7	44	131
USA	88	0	31	119
HRV	34	0	15	49
JPN	41	0	3	44
TUR	33	3	7	43
Other	245	62	122	429
Total	1875	145	562	2582

3.3 Visas

One of conditions for issuing the SR visa to the national of the so-called “third country listed on migratory risk list” is an invitation verified by the police.

Invitations in the 1st half-year of 2006

INVITATIONS	Number of searches performed	Total number of verified invitations	Total number of unverified invitations
Business	1 165	1506	139
Private	321		
Of other person than family member	248		

Invitations in the 1st half-year of 2007

INVITATIONS	Number of searches performed	Total number of verified invitations	Total number of unverified invitations
Business	1 006	1297	176
Private	249		
Of other person than family member	270		

Consultation requests on issuing the SR visa

Period	Number of consultations performed in the 1st half-year of 2006	Number of consultations performed in the 1st half-year of 2007
January	290	167
February	360	200
March	331	191
April	311	242
May	372	279
June	422	354
Total	2086	1433

Forms of statements issued on visa applications

Period	Positive statement of the Central Visa Authority	Negative statement of the Central Visa Authority	Binding consent of the Central Visa Authority
1 st half-year of 2006	1971	115	0
1 st half-year of 2007	1237	195	1

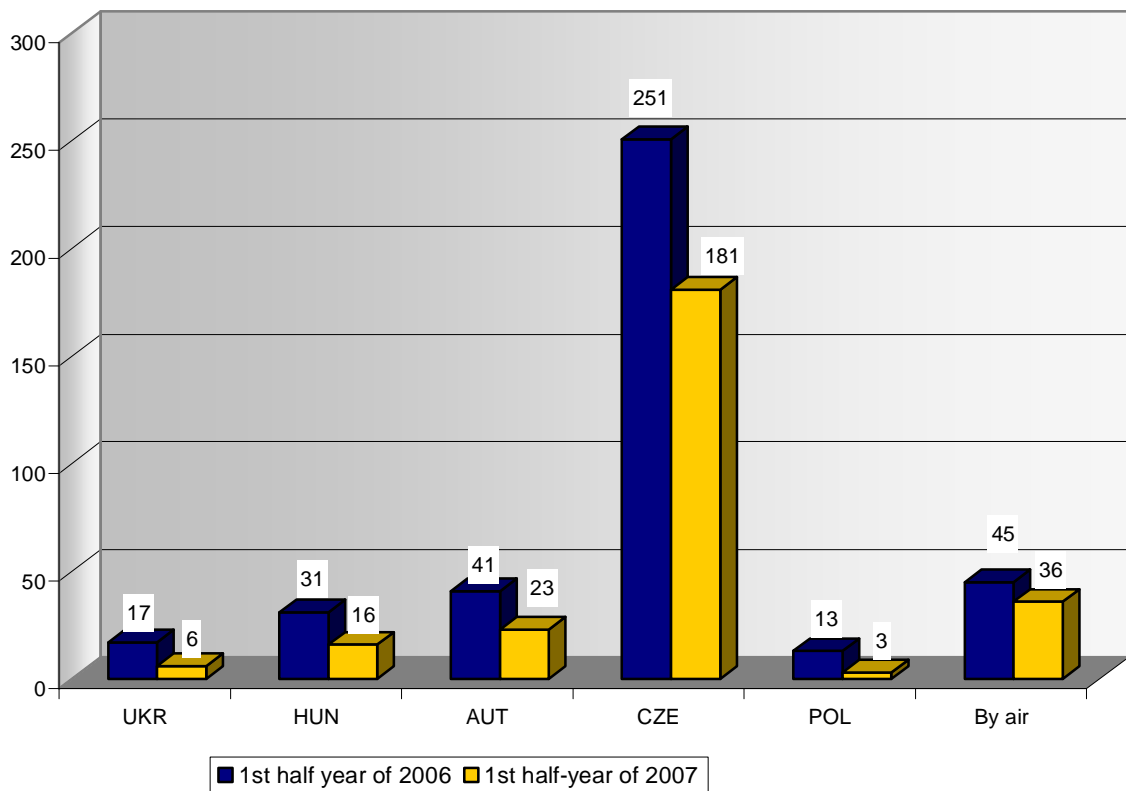
Statement on issuing visa in the form of the binding consent of the Bureau of Border and Aliens Police of the Ministry of Interior of the SR means the visa has to be issued to the applicant. The SR diplomatic mission abroad shall issue the SR visa to the applicant following that statement.

4 SEARCH

Search for persons

	UKR	HUN	AUT	CZE	POL	Airports	Total
1 st half-year of 2006	17	31	41	251	13	45	398
1 st half-year of 2007	6	16	23	181	3	36	265

Search for persons

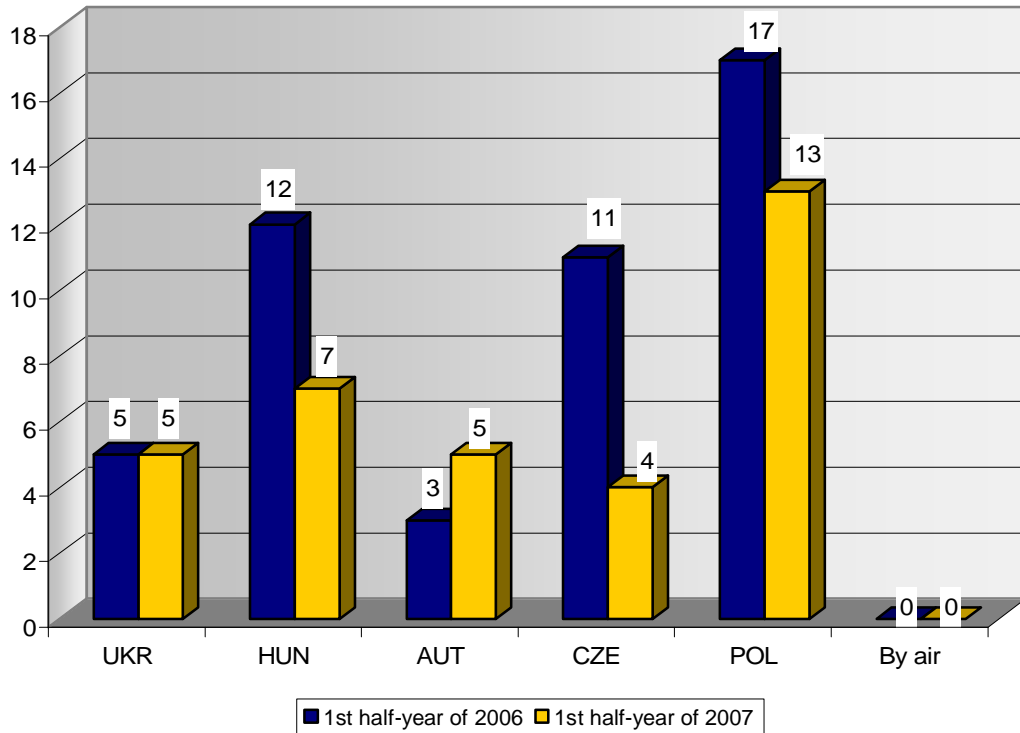


Legal and Illegal migration in the SR
1st half-year 2007

Search for vehicles

	UKR	HUN	AUT	CZE	POL	Airports	Total
1 st half-year of 2006	5	12	3	11	17	0	48
1 st half-year of 2007	5	7	5	4	13	0	34

Search for vehicles



Legal and Illegal migration in the SR
1st half-year 2007

Processed by: kpt. Mgr. Andrea Moravcová, moravcov@minv.sk

From the background materials of Departments and Units of the
Bureau of Border and Aliens Police of the Mol SR

Centre of analysis and strategic management
Unit of risk analysis and statistics