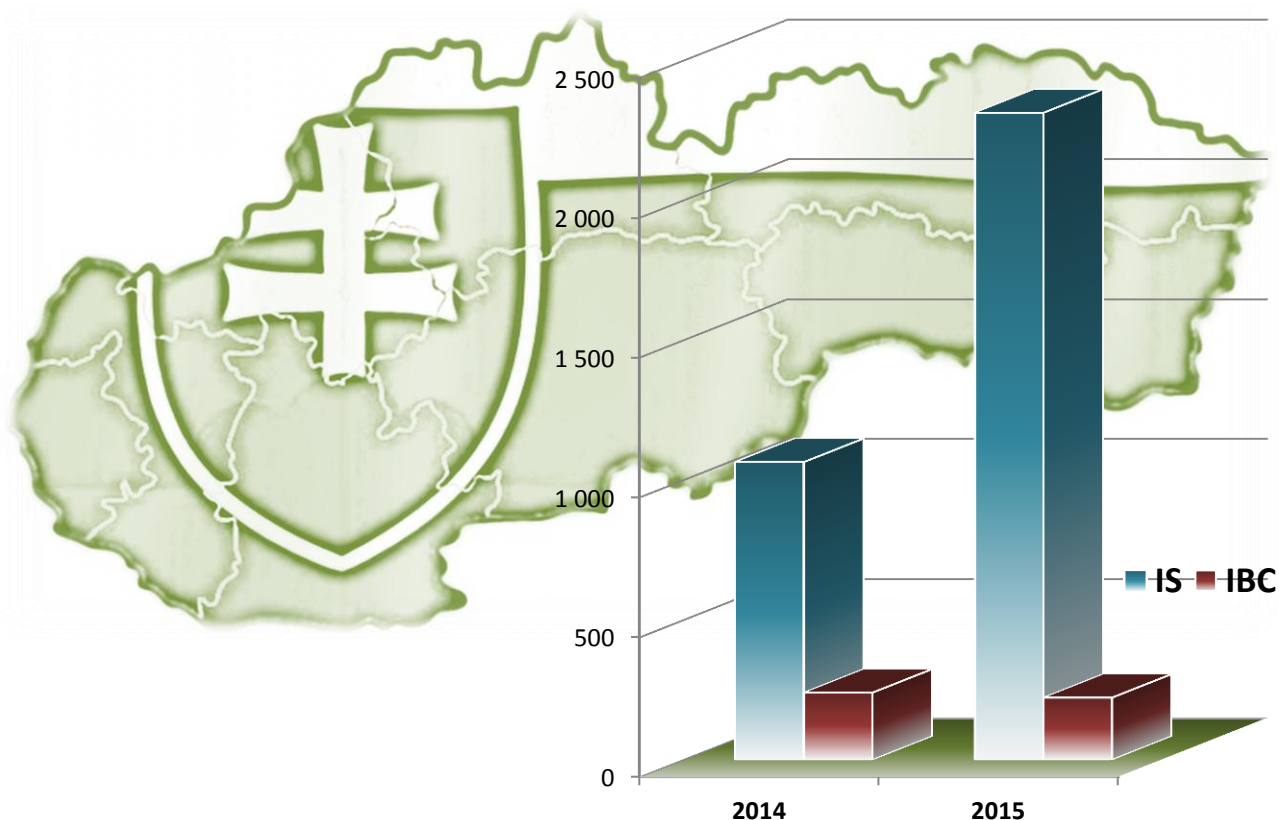


**Presidium of the Police Force
Bureau of Border and Alien Police**

**Statistical Overview of Legal
and Illegal Migration in Slovak
Republic**



2015

CONTENT

1	LEGAL MIGRATION.....	7
1.1	Legal migration by Border Type	7
1.2	Stay of Aliens in Slovak Republic	9
1.3	Visas.....	21
2	ILLEGAL MIGRATION.....	26
2.1	Illegal Crossings of State Border of the Slovak Republic.....	32
2.2	Illegal stay on the territory of the Slovak Republic	38
2.3	Unaccompanied minors apprehended for IBC and IS	59
2.4	Asylum applications	60
2.5	False Travel, Residence and other documents	65
2.6	Refusal of entry	71
2.7	Facilitation of illegal immigration and trafficking in human beings.....	77
2.7.1	Processing of cases of organized and criminal groups.....	79
2.8	Return Policy and Persons Taken over to the SR	81
2.8.1	Readmission	81
2.8.2	Voluntary returns.....	85
2.8.3	Dublin transfers	87
2.8.4	Police Detention Centers for Aliens Units.....	90
2.8.5	Return decisions and effective returns	94
2.9	Unauthorized transport of cigarettes through the external border	104
2.10	Positive hits in Police databases	106

LIST OF ABBREVIATIONS

APD – Alien Police Department of the Bureau of Border and Alien Police
APU PF – Alien Police Unit of the Police Force
AR – administrative removal
AU PF – Asylum Unit of the Police Force
AVR – assisted voluntary return
BBAP – Bureau of Border and Alien Police
BCP – Border Crossing Point
BCS – Border Crossing Stamp
BCU PF – Border Control Unit of the Police Force
CC – Criminal Code (Act No. 300/2005 Coll. the Penal Code as amended)
CVAD – Central Visa Authority Department
DAU – Document Analysis Unit
DBAP – Directorate of Border and Alien Police
DD PF – District Directorate of the Police Force
EC – European Community
ETD – Emergency Travel Document
EU – European Union
GC SR – General consulate of the SR
IBC – Illegal Border Crossing
IBO – Registry of blocked persons, vehicles and items at the Border Crossing Points
IDC – Identity Card
IOM – International Organization for Migration
IS – Illegal Stay
JR – Judicial Removal
MFA – Ministry of Foreign and European Affairs of the SR
MIU PF – Mobile Intervention Unit of the Police Force
MO MOI – Migration Office of the Ministry of Interior of the SR
MOI – Ministry of Interior of the SR
MU PF – Mobile Unit of the Police Force
NUCIM – National Unit for Combating Illegal Migration
NVIS – National Visa Information System
P PF – Presidium of the Police Force
PATRDOC – Registry of Stolen and Lost Documents
PATRMV – Registry of stolen vehicles
PATROS – Registry of Wanted and Missing Persons
PDCA – Police Detention Centre for Aliens
PF – Police Force
RP – Residence Permit
SIS – Schengen Information System
SR – Slovak Republic
TD – travel document
VIS – Visa Information System

DEFINITIONS OF TERMS USED

a) Internal borders - are sections of the state border of the SR, which represent the common land borders among the member states of Schengen area – what comprises sections of the state border of the SR with Austria, Hungary, Czech Republic, Poland and airports for intra-Schengen flights (flights to territory of member states or from their territory only, and without landing on a territory of third country),

b) External borders - are sections of the state border of the SR, which represent the common land border with non-member state, and airports, if they are not internal borders; what comprises **land border** – state border of the SR with Ukraine, and **airports**,

c) Illegal border crossing – external border (land, air) – this category includes all cases of aliens, who attempted to cross or crossed the state border of SR illegally, regardless of direction, wherein the time period between crossing and apprehension is less than 48 hours and they were apprehended by police patrol performing border control tasks.

This category also includes cases of readmission wherein aliens had been apprehended out of the territory of SR by foreign authority and were returned to SR according readmission agreement after IBC from SR,

d) Illegal stay on territory of the SR – this category includes aliens who were found illegally on the territory of the SR (stay is not in compliance with national legislation and/or international agreement); regardless the fact of entering SR legally or illegally, or this was discovered during border check at the point of departure from SR, except of IBC.

Disaggregation of illegal stay:

- Inland:

- **After legal entry to the SR** – this category includes aliens who were apprehended inland for their illegal stay and who had entered (could enter) territory of the SR legally, but at the time of detection it came out that they are staying illegally within territory of the SR (overstayers with expired visa or residence permit, illegal work),
- **After illegal entry to the SR** – this category includes aliens who were apprehended inland for illegal stay and who had entered territory of the SR illegally,
- **After unknown entry to the SR** – this category includes aliens who were apprehended inland for illegal stay, but there is no evidence whether their entry to the SR was legal or illegal,
- **In the airport area** – this category includes aliens who were apprehended at airports for illegal stay.

- **At the BCP at exit from the SR** broken down to land border and airports (extra-Schengen flights) – this category includes aliens whose illegal stay was detected during border check at BCP when exiting the territory of the SR to third country,

- **After readmission from other member state** – this category includes aliens who were apprehended outside the territory of the SR by authority of other country and who were returned to the SR according Dublin Regulation and who has not previously been apprehended on the territory of the SR for illegal stay or according Readmission agreements,

e) Refusal of entry of third country national – this category includes third country nationals (except of family members of EU nationals) who were refused to enter the territory of the SR due to reasons listed in Article 13 of the Schengen borders code,

f) Refusal of entry of EU national and family member of EU national – this category includes EU nationals and family members of EU national who were refused to enter the territory of the SR according provisions of Article 11 of Act on stay of aliens(Act of the National Assembly of the SR No. 404/2011 coll.),

g) Alien – is everyone who is not citizen of the Slovak Republic (EU nationals and Third country nationals),

h) EU national - is everyone who is not a SR national and who is a Member state national (Member state is an EU member state, other state that is part of Agreement on European Economic Area and Switzerland),

i) Third country national - is everyone who is not the SR national and not the EU national (this category also includes stateless persons),

j) Illegal migrant - is a person apprehended for illegal state border crossing or illegal stay,

k) Readmission related to illegal migration – is handing over and taking over of aliens according readmission agreements if this person previously crossed state border of the SR illegally or stayed within the territory of the SR illegally after illegal entry,

l) Visa – means an authorization issued by a Member state of the Schengen area with a view to transit through or an intended stay in the territory of the Member States. Type of visa is defined as follows:

- **Schengen visa type A (Airport transit visa)** – means a visa valid for transit through the international transit areas of one or more airports of the Member States,

- **Schengen visa type C (uniform visa, visa with limited territorial validity)** – means an authorization issued by a Member state of the Schengen area to transit through or an intended stay in the territory of the Member States of a duration of no more than 90 days in any 180 days period and to transit through the international transit areas of airports of the Member States,

- **National visa type D (long-term visa)** – means an authorization issued by a Member state of the Schengen area which is required for entry with a view to intended stay in the territory of this Member state for a period of more than three months but not more than one year.

1 LEGAL MIGRATION

1.1 Legal migration by Border Type

Overview of persons and vehicles having crossed the external borders legally at border crossing points by the direction of crossing in: 2014 and 2015

		2014		2015	
		from SR	to SR	from SR	to SR
LAND BORDER	Number of persons by direction of crossing in total	890 124	927 529	912 619	940 008
	Thereof: EU nationals and Slovak nationals	461 852	471 551	450 191	453 324
	Third country nationals	428 272	455 978	462 428	486 684
	Number of persons in total	1 817 653		1 852 627	
	Total number of vehicles by direction of crossing	398 036	432 831	366 121	386 509
	Thereof: Passenger cars	343 611	362 498	316 757	326 043
	Buses	4 172	4 440	4 247	4 512
	Lorries	43 381	59 008	38 148	48 984
	Passenger trains	1 459	1 460	1 462	1 462
	Cargo trains	5 413	5 425	5 507	5 508
	Total number of vehicles	830 867		752 630	
AIRPORTS	Number of persons by direction of crossing in total	522 294	518 245	633 789	626 708
	Thereof: EU nationals and Slovak nationals	501 845	498 722	610 082	602 649
	Third country nationals	20 449	19 523	23 707	24 059
	Number of persons in total	1 040 539		1 260 497	
	Total number of aircrafts by direction of crossing	4 517	4 522	5 463	5 500
	Total number of aircrafts	9 039		10 963	
Total number of persons		2 858 192		3 113 124	
Total number of vehicles		839 906		763 593	

Note:

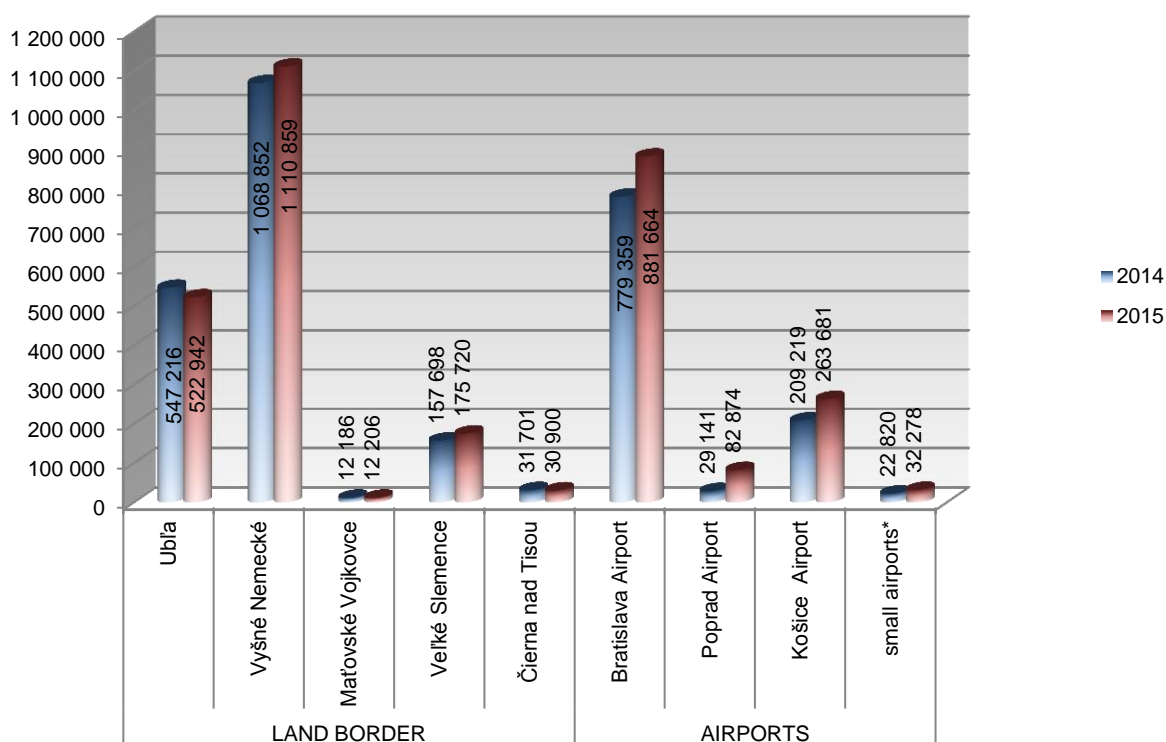
In case of airports, Passengers of non-Schengen flights are included only.

Overview of persons and vehicles having crossed the external border legally by individual BCPs in: 2014 and 2015

		2014		2015	
		Persons	Vehicles	Persons	Vehicles
LAND BORDER	Ubl'a	547 216	241 717	522 942	217 750
	Vyšné Nemecké	1 068 852	575 393	1 110 859	520 941
	Maťovské Vojkovce	12 186	6 365	12 206	6 695
	Veľké Slemence	157 698	-	175 720	-
	Čierna nad Tisou	31 701	7 392	30 900	7 244
AIRPORTS	Bratislava Airport	779 359	6 891	881 664	7 654
	Poprad Airport	29 141	285	82 874	629
	Košice Airport	209 219	1 529	263 681	2 277
	small airports*	22 820	334	32 278	403
TOTAL		2 858 192	839 906	3 113 124	763 593

* small airports Piešťany(PZY), Sliač(SLD), Nitra(LZNI), Žilina(ILZ) and Prievidza(LZPE) are small airports BCPs according Reg. EU C 134

Overview of persons having crossed the external border legally by individual BCPs in: 2014 and 2015



1.2 Stay of Aliens in Slovak Republic

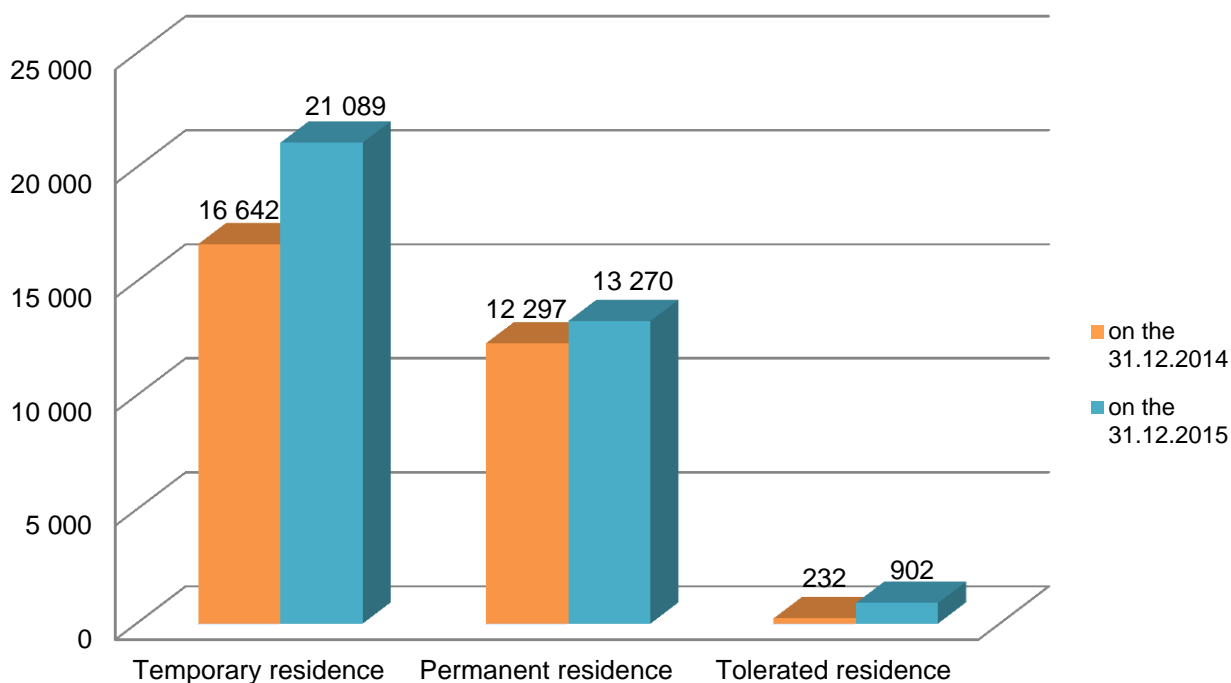
Number of valid residence permits on the 31. 12. 2014 and on the 31. 12. 2015

Nationality type	on the 31. 12. 2014	on the 31. 12. 2015
Third country nationals	29 171	35 261
EU nationals (registrations for residence)	47 544	49 526
TOTAL	76 715	84 787

Number of valid residence permits for third country nationals on the 31. 12. 2014 and on the 31. 12. 2015 by type of residence

Type of residence	on the 31.12.2014	on the 31.12.2015
Temporary residence	16 642	21 089
Permanent residence	12 297	13 270
Tolerated residence	232	902
TOTAL	29 171	35 261

Valid residence permits for third country nationals on the 31. 12. 2014 and on the 31. 12. 2015 by type of residence



Top forty nationalities with valid residence permit on the 31. 12. 2015 - third country nationals

Nationality	on the 31.12.2015			
	Total number of permits	Thereof:		
		Temporary	Permanent	Tolerated
Ukraine	10 706	7 297	3 365	44
Serbia	5 528	4 988	522	18
Russia	3 532	1 814	1 711	7
Viet Nam	2 307	626	1 641	40
China (PRC)	2 134	798	1 334	2
Korean Republic	1 590	1 140	450	-
Syria	942	184	98	660
United States, USA	925	440	477	8
Macedonia (FYROM)	801	352	447	2
Iran	565	481	83	1
Turkey	508	282	220	6
Israel	347	281	65	1
India	281	142	134	5
Thailand	278	173	105	-
Belarus	274	122	151	1
Egypt	245	63	179	3
Afghanistan	231	139	88	4
Kazakhstan	213	148	65	-
Bosnia and Herzegovina	189	79	107	3
Brasilia	173	75	98	-
Libya	172	140	30	2
Japan	158	96	62	-
Mexico	158	77	79	2
Canada	135	60	73	2
Tunisia	130	4	125	1
Moldova	114	31	64	19
Nigeria	114	14	96	4
Lebanon	111	39	72	-
Philippines	107	50	57	-
Armenia	104	50	53	1
Iraq	97	73	22	2
Palestine	95	56	38	1
Saudi Arabia	93	86	7	-
Albania	91	22	68	1
Australia	83	20	62	1
Georgia	80	39	38	3
Azerbaijan	78	61	15	2
Cuba	71	7	64	-
Pakistan	65	8	47	10
Algeria	63	9	52	2
other nationalities	1 373	523	806	44
TOTAL	35 261	21 089	13 270	902

Top forty nationalities with valid residence permit on the 31. 12. 2014 - third country nationals

Nationality	on the 31.12.2014			
	Total number of permits	Thereof:		
		Temporary	Permanent	Tolerated
Ukraine	8 033	4 955	3 040	38
Serbia	4 648	4 143	490	15
Russia	2 976	1 395	1 572	9
Viet Nam	2 180	528	1 611	41
China (PRC)	2 024	772	1 250	2
Korean Republic	1 557	1 124	433	-
United States, USA	903	442	457	4
Macedonia (FYROM)	715	305	401	9
Turkey	464	266	193	5
Israel	312	250	62	-
Iran	297	225	72	-
Belarus	255	118	135	2
India	255	122	123	10
Thailand	246	151	94	1
Afghanistan	222	155	63	4
Egypt	220	52	165	3
Syria	214	126	87	1
Libya	170	143	25	2
Brasilia	163	69	94	-
Bosnia and Herzegovina	158	54	101	3
Japan	154	95	59	-
Kazakhstan	150	94	56	-
Mexico	140	85	53	2
Tunisia	119	5	114	-
Saudi Arabia	117	111	6	-
Nigeria	111	12	97	2
Canada	107	38	67	2
Moldova	100	20	62	18
Lebanon	94	30	64	-
Armenia	90	36	53	1
Palestine	87	49	38	-
Australia	78	19	58	1
Albania	76	15	59	2
Philippines	72	23	49	-
Pakistan	69	11	50	8
Cuba	67	7	60	-
Georgia	65	26	36	3
South Africa	65	13	52	-
Iraq	64	36	25	3
Indonesia	61	32	29	-
other nationalities	1 273	490	742	41
TOTAL	29 171	16 642	12 297	232

Number of valid residence permits for third country nationals on the 31.12.2014 and on the 31. 12. 2015 by region and type of residence

		on the 31.12.2014	on the 31.12.2015
Bratislava region		11 944	15 232
Thereof:	Temporary residence	7 650	10 411
	Permanent residence	4 187	4 712
	Tolerated residence	107	109
Trnava region		2 201	3 264
Thereof:	Temporary residence	1 120	1 457
	Permanent residence	1 018	1 083
	Tolerated residence	63	724
Trenčín region		1 568	1 718
Thereof:	Temporary residence	780	893
	Permanent residence	780	814
	Tolerated residence	8	11
Nitra region		2 332	2 535
Thereof:	Temporary residence	1 179	1 303
	Permanent residence	1 144	1 227
	Tolerated residence	9	5
Žilina region		2 391	2 700
Thereof:	Temporary residence	1 420	1 683
	Permanent residence	958	1 005
	Tolerated residence	13	12
Banská Bystrica region		1 642	1 969
Thereof:	Temporary residence	762	1 024
	Permanent residence	867	936
	Tolerated residence	13	9
Prešov region		2 676	2 844
Thereof:	Temporary residence	1 242	1 386
	Permanent residence	1 425	1 439
	Tolerated residence	9	19
Košice region		4 417	4 999
Thereof:	Temporary residence	2 489	2 932
	Permanent residence	1 918	2 054
	Tolerated residence	10	13
Total		29 171	35 261
Thereof:	Temporary residence	16 642	21 089
	Permanent residence	12 297	13 270
	Tolerated residence	232	902

Number of EU nationals with valid registration for residence on the 31.12.2015

Nationality	on the 31.12.2015
	Number of registrations
Czech Republic	9 927
Hungary	7 593
Romania	6 573
Poland	5 333
Germany	4 255
Italy	2 458
Austria	2 257
United Kingdom	1 835
Bulgaria	1 757
France	1 328
Spain	882
Croatia	853
Norway	639
Greece	551
Netherlands	516
Belgium	462
Portugal	390
Slovenia	286
Sweden	283
Switzerland	239
Ireland	226
Denmark	212
Latvia	171
Lithuania	165
Finland	151
Iceland	69
Cyprus	44
Estonia	39
Malta	22
Luxemburg	8
Liechtenstein	2
TOTAL	49 526

Number of EU nationals with valid registration for residence on the 31.12.2014

Nationality	on the 31.12.2014
	Number of registrations
Czech Republic	9 654
Hungary	7 323
Romania	6 153
Poland	5 218
Germany	4 204
Italy	2 301
Austria	2 196
United Kingdom	1 739
Bulgaria	1 632
France	1 289
Spain	808
Croatia	721
Norway	651
Netherlands	502
Greece	479
Belgium	461
Portugal	343
Sweden	281
Slovenia	270
Switzerland	234
Denmark	218
Ireland	212
Latvia	183
Lithuania	153
Finland	151
Iceland	59
Cyprus	40
Estonia	38
Malta	20
Luxemburg	9
Liechtenstein	2
TOTAL	47 544

Top ten nationalities with valid residence permit/registration on the 31.12.2015 by the type of residence

Temporary residence		Permanent residence		Tolerated residence	
Nationality	number	Nationality	number	Nationality	number
Ukraine	7 297	Czech Republic	9 927	Syria	660
Serbia	4 988	Hungary	7 593	Ukraine	44
Russia	1 814	Romania	6 573	Viet Nam	40
Korean Republic	1 140	Poland	5 333	Moldova	19
China (PRC)	798	Germany	4 255	Serbia	18
Viet Nam	626	Ukraine	3 365	Pakistan	10
Iran	481	Italy	2 458	Sudan	10
United States, USA	440	Austria	2 257	United States, USA	8
Macedonia (FYROM)	352	United Kingdom	1 835	Russia	7
Turkey	282	Bulgaria	1 757	Turkey	6
other nationalities	2 871	other nationalities	17 443	other nationalities	80
TOTAL	21 089	TOTAL	62 796	TOTAL	902

Top ten nationalities with valid residence permit/registration on the 31.12.2014 by the type of residence

Temporary residence		Permanent residence		Tolerated residence	
Nationality	number	Nationality	number	Nationality	number
Ukraine	4 955	Czech Republic	9 654	Viet Nam	41
Serbia	4 143	Hungary	7 323	Ukraine	38
Russia	1 395	Romania	6 153	Moldova	18
Korean Republic	1 124	Poland	5 218	Serbia	15
China (PRC)	772	Germany	4 204	India	10
Viet Nam	528	Ukraine	3040	Russia	9
United States, USA	442	Italy	2 301	Macedonia (FYROM)	9
Macedonia (FYROM)	305	Austria	2 196	Pakistan	8
Turkey	266	United Kingdom	1 739	Ethiopia	7
Israel	250	Bulgaria	1 632	Turkey	5
other nationalities	2 462	other nationalities	16 381	other nationalities	72
TOTAL	16 642	TOTAL	59 841	TOTAL	232

Number of valid residence permits of third country nationals on the 31.12.2014 and on the 31.12.2015 by purpose of residence

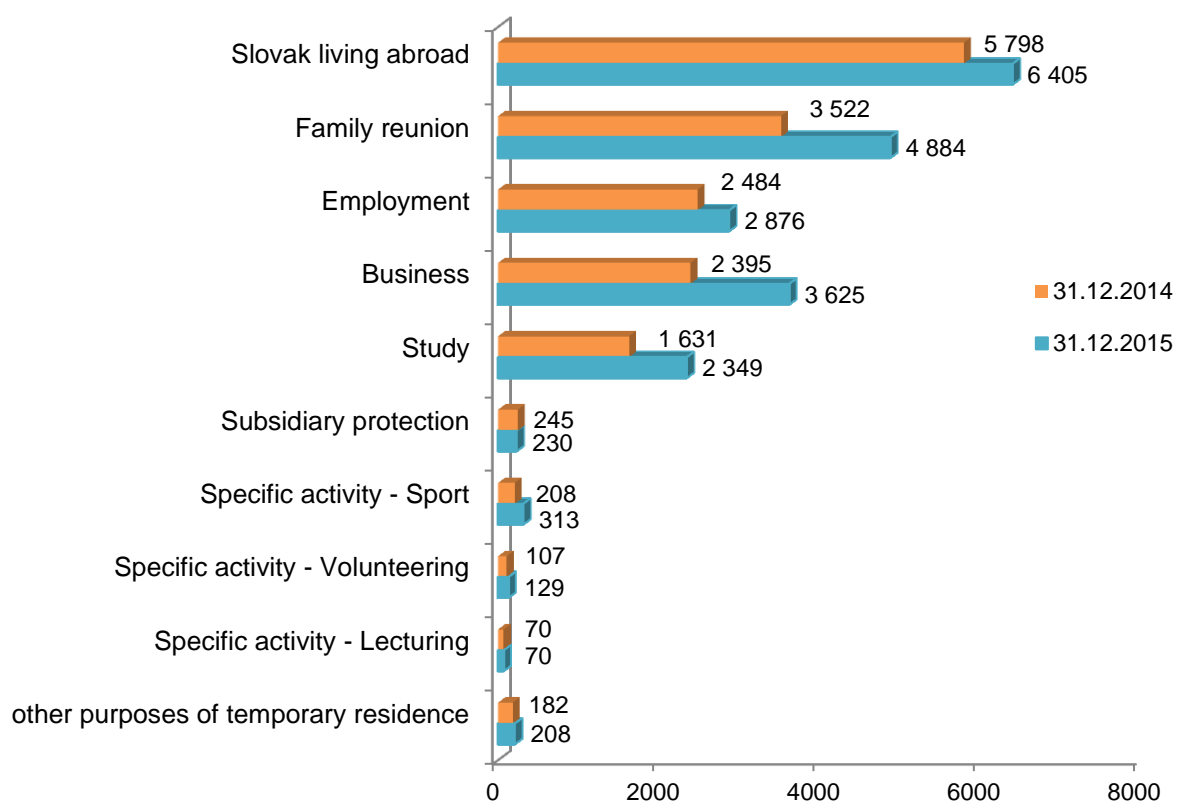
Temporary residence		
Purpose of residence	On the 31.12. 2014	On the 31.12. 2015
Slovak living abroad	5 798	6 405
Family reunion	3 522	4 884
Employment	2 484	2 876
Business	2 395	3 625
Study	1 631	2 349
Subsidiary protection	245	230
Specific activity – Sport	208	313
Specific activity – Volunteering	107	129
Specific activity – Lecturing	70	70
Other purposes of temporary residence	182	208
TOTAL	16 642	21 089

Permanent residence		
Purpose of residence	On the 31. 12. 2014	On the 31. 12. 2015
Long term residence	5 053	5 687
Permanent residence (for 5 years)	3 687	3 517
Permanent residence (unlimited)	3 019	3 385
Family member of EU national	340	467
Refugee	157	157
Family member of EU national – permanent	41	57
TOTAL	12 297	13 270

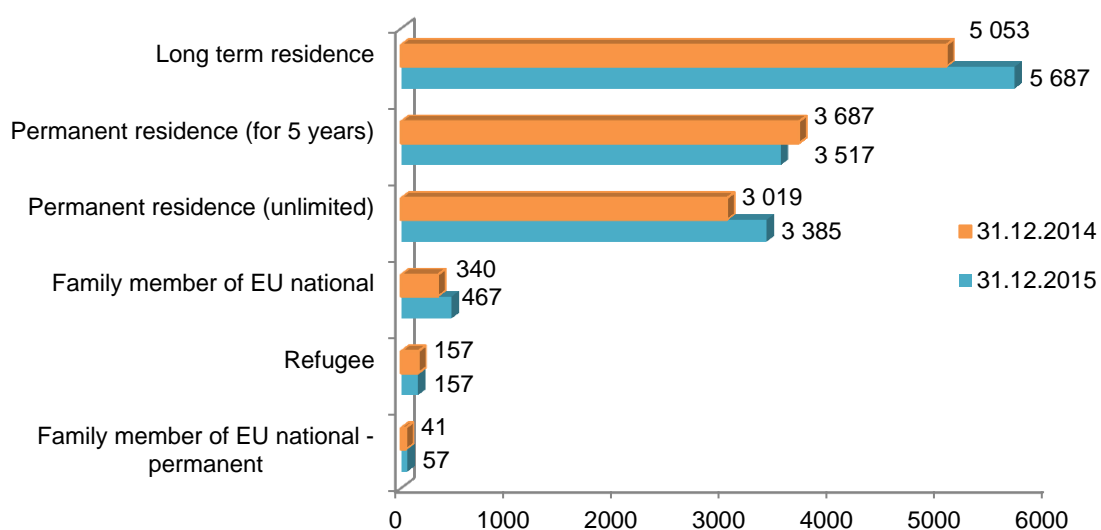
Tolerated residence		
Purpose of residence	On the 31. 12. 2014	On the 31. 12. 2015
§ 58/4/c)	163	171
§ 58/1/b)	42	699
§ 58/2/b)	17	27
§ 58/4/a)	5	-
§ 58/1/a)	4	5
§ 58/2/a)	1	-
TOTAL	232	902

Number of valid residence permits of third country nationals on the 31.12.2014 and on the 31.12.2015 by purpose of residence

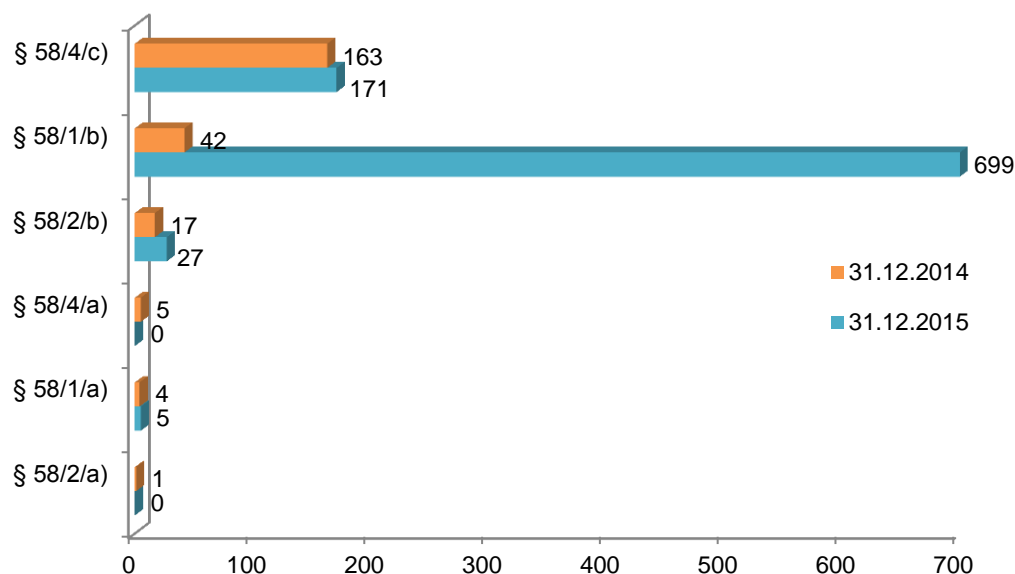
Temporary residence - most frequent purposes of temporary residence of third country nationals on the 31. 12. 2014 and on the 31.12.2015



Permanent residence of third country nationals on the 31. 12. 2014 and on the 31.12. 2015 by purpose of residence



Tolerated residence of third country nationals on the 31. 12. 2014 and on the 31. 12. 2015 by purpose of residence



Note:

Purposes for tolerated residence according the Act on stay of aliens:

§ 58/1/a) – if there is an obstruction to his/her administrative expulsion as per §81,

§ 58/1/b) – if his/her exit is impossible and his/her detention is inefficient,

§ 58/2/a) – a minor who is found on the SR territory,

§ 58/2/b) – if required due to the respect for his/her personal and family life and does not pose a threat to the state safety or public order,

§ 58/4/a) - provision of institutional care,

§ 58/4/c) – evaluation of applications for the granting of tolerated residence, prison sentence execution, or period of imprisonment; this shall not apply, if the residence of a third country national on the Slovak Republic territory is authorized.

Number of residence permits granted to aliens in 2014 and 2015

Nationality	2014	2015
Third country nationals	10 920	17 397
EU nationals (registrations)	6 258	6 388
TOTAL	17 178	23 785

Note:

Granted residence permit – includes granted, renewed residence permits and validity extensions of residence permits within the period from 1st January to 31st December of respective year.

Number of valid residence permits granted to third country nationals in 2014 and 2015 by type of residence

Type of residence	2014	2015
Temporary residence	8 790	14 255
Permanent residence	1 970	2 042
Tolerated residence	160	1 100
TOTAL	10 920	17 397

Top twenty nationalities whom the residence permit was granted in 2015 – third country nationals

Nationality	2015			
	Total number of permits	Thereof:		
		Temporary	Permanent	Tolerated
Ukraine	6 103	5 524	550	29
Serbia	2 776	2 669	82	25
Russia	1 541	1 321	208	12
Syria	943	120	20	803
Korean Republic	882	808	74	-
China (PRC)	498	387	108	3
Iran	452	434	17	1
Viet Nam	433	332	88	13
United States, USA	391	310	66	15
Macedonia (FYROM)	320	245	71	4
Turkey	318	272	45	1
India	144	109	29	6
Thailand	144	127	17	-
Kazakhstan	137	123	14	-
Libya	120	109	9	2
Mexico	112	77	35	-
Belarus	110	88	22	-
Somalia	109	3	3	103
Israel	90	80	10	-
Egypt	83	52	31	-
other nationalities	1 691	1 065	543	83
TOTAL	17 397	14 255	2 042	1 100

Top twenty nationalities whom the residence permit was granted in 2014 - third country nationals

Nationality	2014			
	Total number of permits	Thereof:		
		Temporary	Permanent	Tolerated
Ukraine	3 018	2 549	451	18
Russia	1 284	1 066	208	10
Serbia	1 089	1 019	60	10
Korean Republic	912	798	114	-
China (PRC)	593	461	129	3
Viet Nam	522	331	182	9
Turkey	356	322	33	1
United States, USA	333	261	66	6
Macedonia (FYROM)	257	195	58	4
Iran	219	201	18	-
Thailand	151	120	30	1
India	120	82	24	14
Libya	116	101	5	10
Syria	107	90	15	2
Belarus	100	77	23	-
Israel	99	80	19	-
Brasilia	89	63	26	-
Japan	86	73	12	1
Afghanistan	83	61	22	-
Mexico	81	71	10	-
other nationalities	1 305	769	465	71
TOTAL	10 920	8 790	1 970	160

1.3 Visas

Visa applications and granted visas by Embassies of the SR by visa type and nationality of applicants in 2015 – TOP 20

2015								
Nationality	Total	Visa applications			Total	Granted visas		
		A type visa	C type visa	D type visa		A type visa	C type visa	D type visa
Ukraine	46 148	1	45 749	398	44 894	-	44 499	395
Russia	11 715	-	11 588	127	11 629	-	11 506	123
Belarus	8 760	-	8 756	4	8 722	-	8 718	4
China (PRC)	2 074	-	1 956	118	2 040	-	1 925	115
Iran	1 220	-	1 114	106	1 028	-	923	105
Egypt	1 163	-	1 142	21	1 085	-	1 065	20
Turkey	1 162	-	1 034	128	1 146	-	1 018	128
Kuwait	1 058	-	1 058	-	1 042	-	1 042	-
India	670	-	618	52	592	-	541	51
Kazakhstan	603	-	577	26	603	-	575	28
Viet Nam	440	-	311	129	400	-	279	121
Iraq	374	-	345	29	328	-	299	29
Kenya	335	-	324	11	327	-	316	11
Indonesia	313	-	310	3	312	-	309	3
South Africa	257	-	256	1	256	-	255	1
Uzbekistan	206	-	192	14	201	-	187	14
Kosovo	165	-	158	7	141	-	134	7
Somalia	132	-	-	132	71	-	-	71
Thailand	104	-	98	6	101	-	95	6
Armenia	88	-	84	4	67	-	63	4
other nationalities	1 073	-	841	232	992	-	768	224
TOTAL	78 060	1	76 511	1 548	75 977	0	74 517	1 460

Data submitted by NVIS MFA

Visa applications and granted visas by Embassies of the SR by visa type and nationality of applicants in 2014 – TOP 20

2014								
Nationality	Total	Visa applications			Total	Granted visas		
		A type visa	C type visa	D type visa		A type visa	C type visa	D type visa
Ukraine	49 657	-	49 396	261	49 045	-	48 784	261
Belarus	27 257	-	27 247	10	27 170	-	27 160	10
Russia	18 889	-	18 771	118	18 814	-	18 697	117
China (PRC)	1 437	-	1 335	102	1 396	-	1 295	101
Turkey	1 237	-	1 070	167	1 235	-	1 069	166
Iraq	1 227	-	1 222	5	839	-	834	5
Egypt	793	-	777	16	740	-	724	16
India	764	1	713	50	715	-	666	49
Kuwait	679	-	679	-	675	-	675	-
Iran	677	-	639	38	529	-	492	37
Kazakhstan	506	-	489	17	504	-	489	15
South Africa	423	-	419	4	420	-	416	4
Viet Nam	395	-	261	134	373	-	239	134
Kenya	323	-	315	8	307	-	299	8
Indonesia	287	-	281	6	286	-	280	6
Kosovo	207	-	203	4	179	-	175	4
Somalia	206	-	1	205	203	-	1	202
Thailand	177	-	171	6	174	-	169	5
Nigeria	159	-	155	4	129	-	125	4
Uzbekistan	105	-	97	8	97	-	89	8
other nationalities	999	1	756	242	921	-	699	222
TOTAL	106 404	2	104 997	1 405	104 751	0	103 377	1 374

Data submitted by NVIS MFA

Security checks related to visa applications requested by MFA SR in 2014 and 2015

Month	2014				2015			
	Total	CVAD opinion			Total	CVAD opinion		
		approving	disapproving	binding		approving	disapproving	binding
January	7 187	7 178	8	1	4 710	4 705	5	-
February	6 594	6 579	15	-	4 810	4 795	15	-
March	6 629	6 620	9	-	5 821	5 802	19	-
April	9 096	9 085	11	-	7 428	7 422	6	-
May	8 306	8 284	22	-	7 253	7 244	9	-
June	15 761	15 741	20	-	11 342	11 332	10	-
July	17 140	17 120	19	1	8 303	8 297	6	-
August	8 570	8 544	26	-	6 397	6 392	5	-
September	5 812	5 806	6	-	5 143	5 142	1	-
October	7 386	7 383	3	-	5 338	5 294	44	-
November	6 523	6 498	25	-	5 532	5 470	62	-
December	10 684	10 668	16	-	8 324	8 315	9	-
TOTAL	109 688	109 506	180	2	80 401	80 210	191	0

Security checks related to visa applications requested by embassies of other EU member states in 2014 and 2015

Month	2014			2015		
	Total	CVAD opinion		Total	CVAD opinion	
		approving	disapproving		approving	disapproving
January	45 112	45 100	12	44 817	44 807	10
February	51 719	51 709	10	51 263	51 244	19
March	55 912	55 902	10	56 457	56 445	12
April	61 662	61 651	11	60 957	60 945	12
May	70 139	70 134	5	72 873	72 855	18
June	73 844	73 826	18	83 865	83 850	15
July	72 825	72 813	12	74 879	74 863	16
August	61 879	61 865	14	75 559	75 548	11
September	63 055	63 051	4	63 961	63 950	11
October	50 407	50 397	10	60 768	60 751	17
November	48 824	48 810	14	57 023	57 010	13
December	46 264	46 246	18	42 342	42 332	10
TOTAL	701 642	701 504	138	744 764	744 600	164

Disapproving opinion of Central Visa Authority Department of Bureau of Border and Alien Police to the visa application according to the hit in Schengen information system for purpose of entry refusal by nationality of visa applicant in 2015

Nationality	Total	Thereof:	
		MFA	VIS
Nigeria	53	1	52
Iran	49	42	7
Pakistan	24	-	24
Libya	22	1	21
Ukraine	14	14	-
Bangladesh	12	-	12
Egypt	12	-	12
Iraq	12	1	11
Palestine	6	-	6
Afghanistan	3	-	3
Russia	3	3	-
China (PRC)	2	2	-
Armenia	1	1	-
Belarus	1	1	-
Kosovo	1	1	-
Thailand	1	1	-
Turkey	1	1	-
TOTAL	217	69	148

Note:

MFA – requests sent by embassies and general consulates of the SR

VIS – requests sent by other EU member states

Number of security checks of invitations requested by Alien Police Units of the Police Force in 2014 and 2015

Invitations		2014	2015
Official		1 259	1 008
Private		1 623	1 737
Total number of security checks		2 882	2 745
Thereof:	Total number of approved invitations	2 548	2 414
	Total number of disapproved invitations	334	331

Number of security checks of invitations requested by Alien Police Units of the Police Force in 2015 - TOP 10

Nationality	Total	Invitations	
		Official	Private
Ukraine	672	61	611
India	374	332	42
China (PRC)	342	212	130
Russia	126	35	91
Viet Nam	120	24	96
Egypt	112	38	74
Iran	86	29	57
Thailand	77	38	39
Philippines	67	23	44
Cuba	57	14	43
other nationalities	712	202	510
TOTAL	2 745	1 008	1 737

Negative statement of Central Visa Authority Department of Bureau of Border and Alien Police to the invitation letter according to hit in Schengen information system for purpose of entry refusal by nationality and type of invitation in 2015

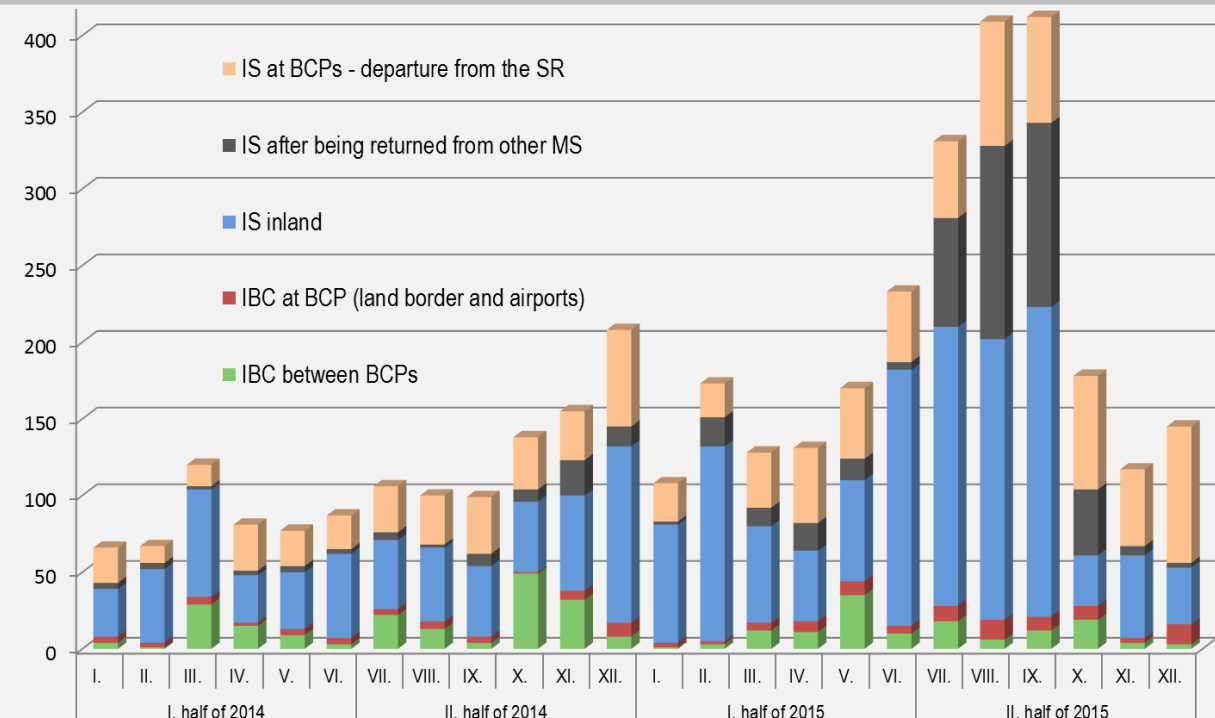
Nationality	Total	Thereof disapproving opinion to:	
		Private invitations	Official invitations
Turkey	1	1	-
TOTAL	1	1	0

2 ILLEGAL MIGRATION

Overview of illegal migration on the territory of the SR in: 2014 and 2015

		2014			2015		
		Total	Thereof:		Total	Thereof:	
			to SR	from SR		to SR	from SR
IBC	External land border between BCPs	189	189	0	134	134	0
	External land border at BCPs	42	40	2	74	71	3
	External air border (at airports)	9	7	2	14	12	2
	TOTAL	240	236	4	222	217	5
IS	Inland	634	---	---	1 237	---	---
	At BCPs – departure from the SR	351			637		
	Returned from other Member State	79			439		
	TOTAL	1 064			2 313		
TOTAL		1 304			2 535		

Levels of individual indicators of illegal migration on the territory of the SR within the period from January 2014 to December 2015 by individual months



Overview of illegal migration on the territory of the SR disaggregated by detection and processing by individual DBAP in 2015

	DETECTED			PROCESSED		
	Total	IBC	IS	Total	IBC	IS
DBAP Bratislava	535	10	525	1 106	11	1 095
DBAP B. Bystrica	78	-	78	410	-	410
DBAP Prešov	82	3	79	176	3	173
DBAP Sobrance	843	208	635	843	208	635
Other authority*	997	1	996	0	-	-
TOTAL	2 535	222	2 313	2 535	222	2 313

Overview of illegal migration on the territory of the SR disaggregated by detection and processing by individual DBAP in 2014

	DETECTED			PROCESSED		
	Total	IBC	IS	Total	IBC	IS
DBAP Bratislava	289	7	282	421	9	412
DBAP B. Bystrica	109	-	109	128	-	128
DBAP Prešov	67	-	67	163	12	151
DBAP Sobrance	623	231	392	592	219	373
Other authority*	216	2	214	0	-	-
TOTAL	1 304	240	1 064	1 304	240	1 064

* e. g. Customs Criminal Office, Uniformed Police, Railway Police, Authority of other country

Note:

„Authority of detection“ means unit that performed primordial check of alien in the territory of SR, detected violation of the law and handed the case over to competent unit of BBAP for further procession.

Illegal migration on the territory of the SR in 2015 by nationality

Nationality	Illegal migration in total	IBC			IS		
		Land border:		Airports	Inland	at BCPs - departing from the SR	Returned from other MS
		between BCPs	at BCPs				
Ukraine	867	17	71	4	148	619	8
Syria	582	6	-	-	385	-	191
Afghanistan	265	37	-	5	117	-	106
Iraq	146	10	-	-	93	1	42
Kosovo	120	-	-	-	103	-	17
Pakistan	57	1	-	-	35	1	20
Serbia	46	-	-	-	46	-	-
Russia	44	13	-	1	22	4	4
Stateless	29	-	-	-	2	-	27
Bangladesh	25	6	-	-	17	-	2
Viet Nam	23	5	-	-	18	-	-
Macedonia (FYROM)	22	-	-	-	20	2	-
Israel	17	-	-	-	17	-	-
Turkey	17	2	-	-	15	-	-
Georgia	15	12	1	-	2	-	-
Iran	15	-	-	-	10	-	5
Moldova	15	7	-	-	4	4	-
Somalia	13	11	-	-	2	-	-
United States, USA	12	-	-	-	12	-	-
Sudan	11	-	-	-	10	-	1
China (PRC)	10	-	-	-	9	1	-
India	10	-	-	3	7	-	-
Armenia	9	5	-	-	1	-	3
Nigeria	9	-	-	-	9	-	-
Algeria	8	-	-	-	7	-	1
Canada	8	-	-	-	8	-	-
Libya	7	-	-	-	7	-	-
Senegal	7	-	-	-	7	-	-
Brasilia	6	-	-	-	6	-	-
Korean Republic	6	-	-	-	6	-	-
Cuba	6	-	-	-	6	-	-
Hungary	6	-	-	-	5	1	-
Romania	6	-	-	-	6	-	-
Bosnia and Herzegovina	5	-	-	-	5	-	-
Egypt	5	-	-	-	5	-	-
Ghana	5	-	-	-	4	-	1
Cameroon	4	-	-	-	4	-	-
Germany	4	-	-	-	4	-	-
Saudi Arabia	4	-	-	-	4	-	-
Albania	3	-	-	1	2	-	-
Argentina	3	-	-	-	3	-	-
Australia	3	-	-	-	3	-	-
Bulgaria	3	-	-	-	3	-	-
Philippines	3	-	-	-	3	-	-
Democratic People's Republic of Korea	3	-	-	-	-	-	3



continued overleaf



continued from previous page (2015)

Nationality	Illegal migration in total	IBC			IS		
		Land border:		Airports	Inland	at BCPs - departing from the SR	Returned from other MS
		between BCPs	at BCPs				
Lebanon	3	-	-	-	2	-	1
Mali	3	-	-	-	2	-	1
Palestine	3	-	-	-	2	-	1
Côte d'Ivoire	3	-	-	-	3	-	-
Tunisia	3	-	-	-	2	-	1
Belarus	2	-	-	-	-	2	-
Eritrea	2	-	-	-	1	-	1
Guinea	2	-	-	-	2	-	-
Kazakhstan	2	1	-	-	1	-	-
Mexico	2	-	-	-	2	-	-
Poland	2	-	-	-	2	-	-
Austria	2	-	-	-	2	-	-
Saint Kitts and Nevis	2	-	-	-	2	-	-
Azerbaijan	1	-	-	-	-	1	-
Belgium	1	1	-	-	-	-	-
Burkina	1	-	-	-	1	-	-
Gambia	1	-	-	-	1	-	-
Greece	1	-	-	-	1	-	-
Haiti	1	-	-	-	1	-	-
Hong-Kong	1	-	-	-	1	-	-
Yemen	1	-	-	-	1	-	-
Jordan	1	-	-	-	1	-	-
Kenya	1	-	-	-	1	-	-
D. R. Congo	1	-	1	-	-	-	-
Liberia	1	-	-	-	1	-	-
Morocco	1	-	-	-	-	-	1
Nepal	1	-	-	-	1	-	-
Unknown	1	-	-	-	1	-	-
United Kingdom	1	-	-	-	1	-	-
Italy	1	-	1	-	-	-	-
Turkmenistan	1	-	-	-	-	1	-
Uganda	1	-	-	-	-	-	1
Uzbekistan	1	-	-	-	-	-	1
TOTAL	2 535	134	74	14	1 237	637	439

Illegal migration on the territory of the SR in 2014 by nationality

Nationality	Illegal migration in total	IBC			IS		
		Land border:		Airports	Inland	at BCPs - departing from the SR	Returned from other MS
		between BCPs	at BCPs				
Ukraine	550	10	37	-	159	333	11
Afghanistan	154	107	-	7	37	-	3
Kosovo	91	-	-	-	77	-	14
Syria	76	11	-	-	50	-	15
Viet Nam	56	21	-	-	34	-	1
Russia	33	1	-	-	22	9	1
Serbia	33	-	1	-	30	-	2
China (PRC)	21	-	-	-	19	-	2
Libya	18	-	-	-	17	-	1
Macedonia (FYROM)	16	-	-	-	15	-	1
United States, USA	16	-	-	-	16	-	-
Georgia	15	6	-	-	8	-	1
Korean Republic	14	-	-	-	14	-	-
Palestine	12	7	-	-	5	-	-
Somalia	12	11	-	-	-	-	1
Nigeria	10	-	-	1	9	-	-
Iran	9	-	-	-	8	-	1
Bangladesh	8	7	-	-	1	-	-
Bosnia and Herzegovina	8	-	-	-	7	-	1
Iraq	8	-	-	-	2	-	6
Hungary	8	-	-	-	8	-	-
Pakistan	8	-	-	-	7	-	1
Belarus	7	-	-	-	4	3	-
Cuba	7	-	-	-	7	-	-
Thailand	7	-	-	-	7	-	-
Algeria	6	-	-	-	4	-	2
Brasilia	6	-	-	-	6	-	-
Canada	6	-	-	-	5	-	1
Moldova	6	-	-	-	4	1	1
Albania	5	-	-	1	2	1	1
Gambia	5	-	-	-	4	1	-
India	5	-	-	-	5	-	-
Saudi Arabia	5	-	-	-	4	1	-
Sudan	5	2	-	-	-	-	3
Eritrea	4	3	-	-	-	-	1
Israel	4	-	-	-	3	1	-
Turkey	4	-	-	-	2	-	2
Angola	3	1	-	-	2	-	-
Stateless	3	-	-	-	2	-	1
D. R. Congo	3	1	2	-	-	-	-
Mexico	3	-	-	-	3	-	-
Australia	2	-	-	-	2	-	-
Egypt	2	-	-	-	2	-	-
Japan	2	-	-	-	2	-	-
Colombia	2	-	-	-	1	-	1
Romania	2	-	1	-	-	1	-
Central African Republic	2	-	-	-	1	-	1



continued overleaf



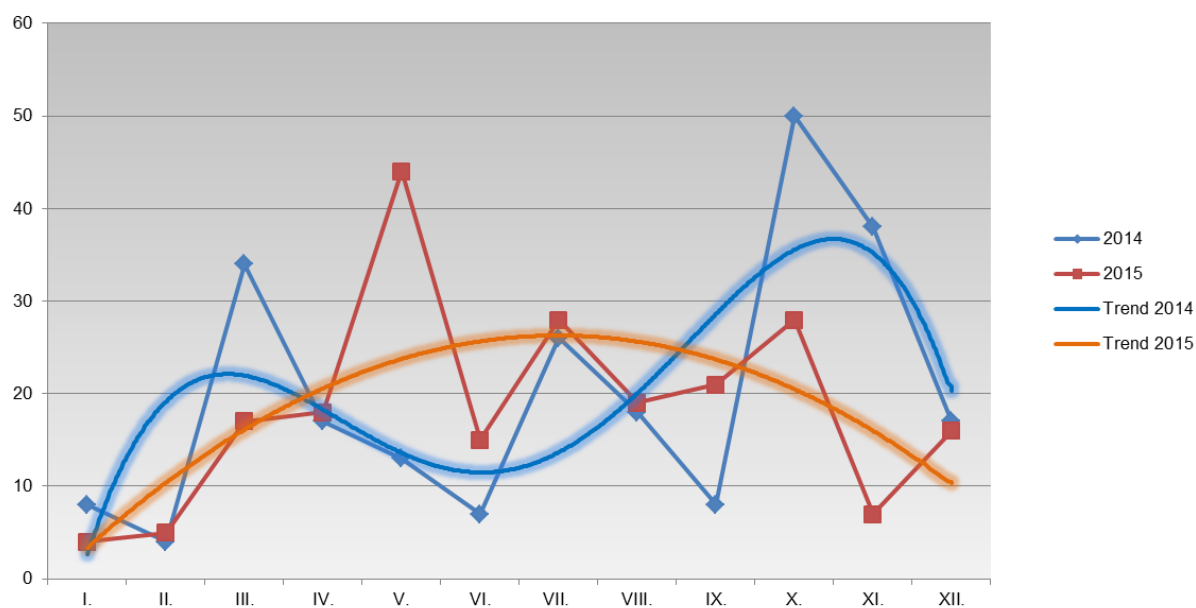
continued from previous page (2014)

Nationality	Illegal migration in total	IBC			IS		
		Land border:		Airports	Inland	at BCPs - departing from the SR	Returned from other MS
		between BCPs	at BCPs				
Armenia	1	-	-	-	1	-	-
Benin	1	-	1	-	-	-	-
Botswana	1	-	-	-	1	-	-
Montenegro	1	-	-	-	1	-	-
Chile	1	-	-	-	1	-	-
Philippines	1	-	-	-	1	-	-
Guinea	1	-	-	-	1	-	-
Hong-Kong	1	-	-	-	1	-	-
Croatia	1	-	-	-	1	-	-
Kazakhstan	1	-	-	-	1	-	-
Kenya	1	-	-	-	1	-	-
Comoros	1	-	-	-	1	-	-
Morocco	1	-	-	-	1	-	-
Mongolia	1	-	-	-	-	-	1
Namibia	1	-	-	-	-	-	1
Niger	1	-	-	-	1	-	-
Côte d'Ivoire	1	-	-	-	1	-	-
Senegal	1	-	-	-	1	-	-
Tajikistan	1	1	-	-	-	-	-
Italy	1	-	-	-	1	-	-
Tunisia	1	-	-	-	1	-	-
Uganda	1	-	-	-	-	-	1
TOTAL	1 304	189	42	9	634	351	79

2.1 Illegal Crossings of State Border of the Slovak Republic

Overview of IBC by individual months in: 2014 and 2015

	Total	I.	II.	III.	IV.	V.	VI.	VII.	VIII.	IX.	X.	XI.	XII.
2014	240	8	4	34	17	13	7	26	18	8	50	38	17
2015	222	4	5	17	18	44	15	28	19	21	28	7	16



IBC in 2015 disaggregated by place and direction of crossing

Nationality	IBC			Thereof:					
				Land border between BCPs		Land border at BCPs		Airports (non-Schengen flights)	
	Total	Thereof:		to SR	from SR	to SR	from SR	to SR	from SR
		to SR	from SR						
Ukraine	92	89	3	17	-	69	2	3	1
Afghanistan	42	42	-	37	-	-	-	5	-
Russia	14	14	-	13	-	-	-	1	-
Georgia	13	13	-	12	-	1	-	-	-
Somalia	11	11	-	11	-	-	-	-	-
Iraq	10	10	-	10	-	-	-	-	-
Moldova	7	7	-	7	-	-	-	-	-
Bangladesh	6	6	-	6	-	-	-	-	-
Syria	6	6	-	6	-	-	-	-	-
Armenia	5	5	-	5	-	-	-	-	-
Viet Nam	5	5	-	5	-	-	-	-	-
India	3	3	-	-	-	-	-	3	-
Turkey	2	2	-	2	-	-	-	-	-
Albania	1	-	1	-	-	-	-	-	1
Belgium	1	1	-	1	-	-	-	-	-
Kazakhstan	1	1	-	1	-	-	-	-	-
D. R. Congo	1	1	-	-	-	1	-	-	-
Pakistan	1	1	-	1	-	-	-	-	-
Italy	1	-	1	-	-	-	1	-	-
TOTAL	222	217	5	134	0	71	3	12	2

IBC in 2014 disaggregated by place and direction of crossing

Nationality	IBC			Thereof:					
				Land border between BCPs		Land border at BCPs		Airports (non-Schengen flights)	
	Total	Thereof:		to SR	from SR	to SR	from SR	to SR	from SR
		to SR	from SR						
Afghanistan	114	114	-	107	-	-	-	7	-
Ukraine	47	46	1	10	-	36	1	-	-
Viet Nam	21	21	-	21	-	-	-	-	-
Somalia	11	11	-	11	-	-	-	-	-
Syria	11	11	-	11	-	-	-	-	-
Bangladesh	7	7	-	7	-	-	-	-	-
Palestine	7	7	-	7	-	-	-	-	-
Georgia	6	6	-	6	-	-	-	-	-
Eritrea	3	3	-	3	-	-	-	-	-
D. R. Congo	3	3	-	1	-	2	-	-	-
Sudan	2	2	-	2	-	-	-	-	-
Angola	1	1	-	1	-	-	-	-	-
Albania	1	-	1	-	-	-	-	-	1
Benin	1	1	-	-	-	1	-	-	-
Nigeria	1	-	1	-	-	-	-	-	1
Romania	1	-	1	-	-	-	1	-	-
Russia	1	1	-	1	-	-	-	-	-
Serbia	1	1	-	-	-	1	-	-	-
Tajikistan	1	1	-	1	-	-	-	-	-
TOTAL	240	236	4	189	0	40	2	7	2

IBC in 2015 disaggregated by place and modus operandi of crossing

			Number of migrants
LAND BORDER	between BCPs	on foot without own travel document	108
		on foot with own travel document	26
		Total	134
	at BCPs	counterfeit/forged travel document	70
		counterfeit/forged visa, residence permit	1
		person attempting to avoid border check	-
		person on whom an alert has been issued in national registry for purposes of entry refusal	3
		asylum applicant at the BCP entering the territory of the SR with own genuine travel document	-
		Total	74
	AIRPORTS	travel document of other person (impostor) / fraudulently obtained document	
counterfeit/forged travel document		8	
counterfeit/forged visa, residence permit		4	
facilitator		1	
Total		14	
TOTAL			222

IBC in 2014 disaggregated by place and modus operandi of crossing

			Number of migrants
LAND BORDER	between BCPs	on foot without own travel document	185
		on foot with own travel document	4
		Total	189
	at BCPs	counterfeit/forged travel document	37
		counterfeit/forged visa, residence permit	2
		person attempting to avoid border check	-
		person on whom an alert has been issued in national registry for purposes of entry refusal	2
		asylum applicant at the BCP entering the territory of the SR with own genuine travel document	1
		Total	42
	AIRPORTS	Travel document of other person (impostor) / fraudulently obtained document	
counterfeit/forged travel document		1	
counterfeit/forged visa, residence permit		7	
Total		9	
TOTAL			240

IBC at land border between BCPs in 2015 disaggregated by processing authority

Nationality	Total	BCU PF									
		Zboj	Topoľa	Ulič	Ubl'a	Podhorod'	Petrovce	Vyšné Nemecké	Maťovské Vojkovce	Veľké Slemence	Čierna nad Tisou
Afghanistan	37	6	-	-	12	19	-	-	-	-	-
Ukraine	17	2	-	3	4	1	6	-	-	-	1
Russia	13	-	-	-	2	-	2	8	1	-	-
Georgia	12	-	-	-	4	-	3	4	1	-	-
Somalia	11	5	-	-	-	6	-	-	-	-	-
Iraq	10	-	-	-	-	1	-	9	-	-	-
Moldova	7	-	-	-	5	-	1	1	-	-	-
Bangladesh	6	3	-	3	-	-	-	-	-	-	-
Syria	6	-	-	1	1	2	-	2	-	-	-
Armenia	5	-	-	-	4	-	-	1	-	-	-
Viet Nam	5	-	-	-	5	-	-	-	-	-	-
Turkey	2	-	-	-	-	-	-	2	-	-	-
Belgium	1	-	-	-	-	-	-	-	-	-	1
Kazakhstan	1	-	-	-	1	-	-	-	-	-	-
Pakistan	1	-	-	-	-	-	-	1	-	-	-
TOTAL	134	16	0	7	38	29	12	28	2	0	2

IBC at land border between BCPs in 2014 disaggregated by processing authority

Nationality	Total	Units										
		BCU PF Zboj	BCU PF Topoľa	BCU PF Ulič	BCU PF Ubl'a	BCU PF Podhorod'	BCU PF Petrovce	BCU PF Vyšné Nemecké	BCU PF Maťovské Vojkovce	BCU PF Veľké Slemence	BCU PF Čierna nad Tisou	APU PF Michalovce
Afghanistan	107	2	-	1	12	21	69	2	-	-	-	-
Viet Nam	21	5	-	-	4	-	-	2	-	-	-	10
Somalia	11	-	-	-	-	4	-	2	-	5	-	-
Syria	11	5	-	-	4	-	-	-	-	2	-	-
Ukraine	10	-	-	-	2	3	2	1	1	-	-	1
Bangladesh	7	6	-	-	-	1	-	-	-	-	-	-
Palestine	7	-	-	-	6	-	-	-	1	-	-	-
Georgia	6	-	-	-	2	2	-	-	-	1	-	1
Eritrea	3	-	-	-	3	-	-	-	-	-	-	-
Sudan	2	-	-	-	-	2	-	-	-	-	-	-
Angola	1	-	-	1	-	-	-	-	-	-	-	-
D. R. Congo	1	-	-	1	-	-	-	-	-	-	-	-
Russia	1	-	-	-	-	-	-	-	-	1	-	-
Tajikistan	1	-	-	-	-	-	-	1	-	-	-	-
TOTAL	189	18	0	3	33	33	71	8	2	9	0	12

IBC at BCPs in 2015 disaggregated by individual BCU PF

Nationality	Total	BCU PF								
		Ubl'a	Vyšné Nemecké	Maťovské Vojkovce	Veľké Slemence	Čierna nad Tisou	Bratislava Airport	Poprad Airport	Košice Airport	small airports
Ukraine	75	3	68	-	-	-	1	-	3	-
Afghanistan	5	-	-	-	-	-	5	-	-	-
India	3	-	-	-	-	-	3	-	-	-
Albania	1	-	-	-	-	-	1	-	-	-
Georgia	1	-	1	-	-	-	-	-	-	-
D. R. Congo	1	-	-	-	-	1	-	-	-	-
Russia	1	-	-	-	-	-	1	-	-	-
Italy	1	-	1	-	-	-	-	-	-	-
TOTAL	88	3	70	0	0	1	11	0	3	0

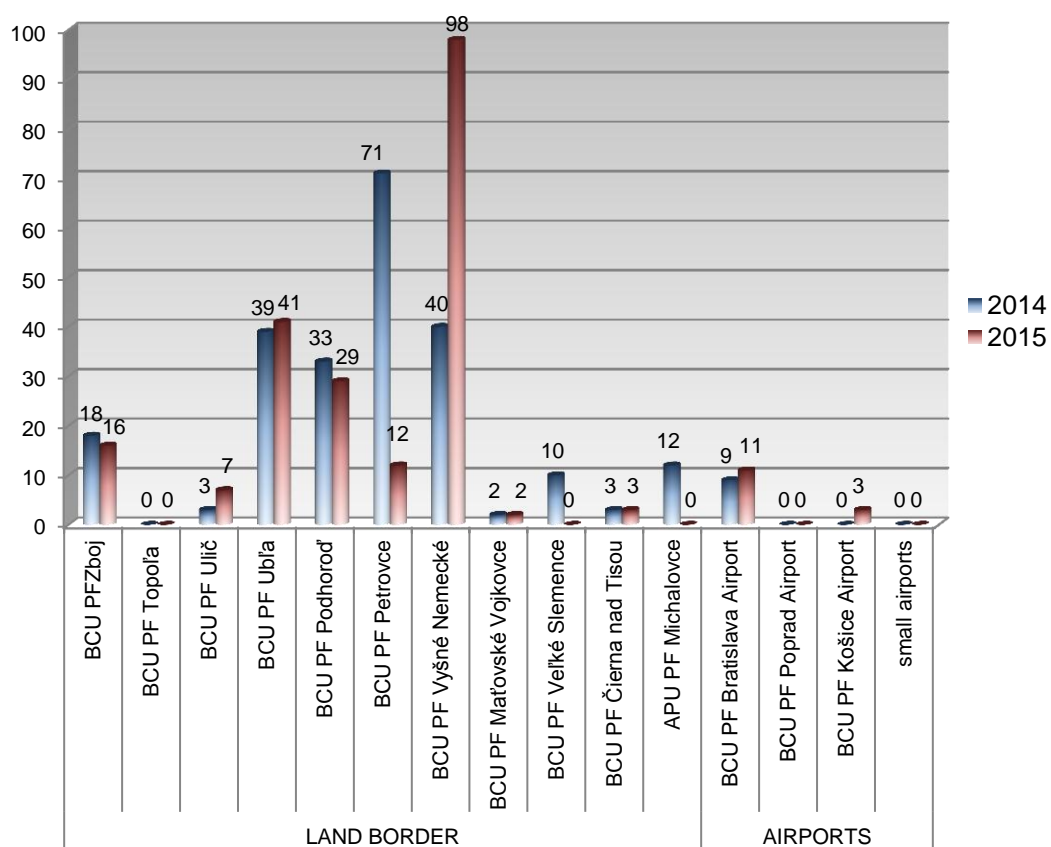
IBC at BCPs in 2014 disaggregated by individual BCU PF

Nationality	Total	BCU PF								
		Ubl'a	Vyšné Nemecké	Maťovské Vojkovce	Veľké Slemence	Čierna nad Tisou	Bratislava Airport	Poprad Airport	Košice Airport	small airports
Ukraine	37	5	30	-	1	1	-	-	-	-
Afghanistan	7	-	-	-	-	-	7	-	-	-
D. R. Congo	2	-	-	-	-	2	-	-	-	-
Albania	1	-	-	-	-	-	1	-	-	-
Benin	1	1	-	-	-	-	-	-	-	-
Nigeria	1	-	-	-	-	-	1	-	-	-
Romania	1	-	1	-	-	-	-	-	-	-
Serbia	1	-	1	-	-	-	-	-	-	-
TOTAL	51	6	32	0	1	3	9	0	0	0

Overview of IBC by processing of cases by individual units in: 2014 and 2015

Units	2014	2015
BCU PF Zboj	18	16
BCU PF Topoľa	-	-
BCU PF Ulič	3	7
BCU PF Ubl'a	39	41
BCU PF Podhorod'	33	29
BCU PF Petrovce	71	12
BCU PF Vyšné Nemecké	40	98
BCU PF Maťovské Vojkovce	2	2
BCU PF Veľké Slemence	10	-
BCU PF Čierna nad Tisou	3	3
APU PF Michalovce	12	-
BCU PF Bratislava Airport	9	11
BCU PF Poprad Airport	-	-
BCU PF Košice Airport	-	3
small airports	-	-
TOTAL	240	222

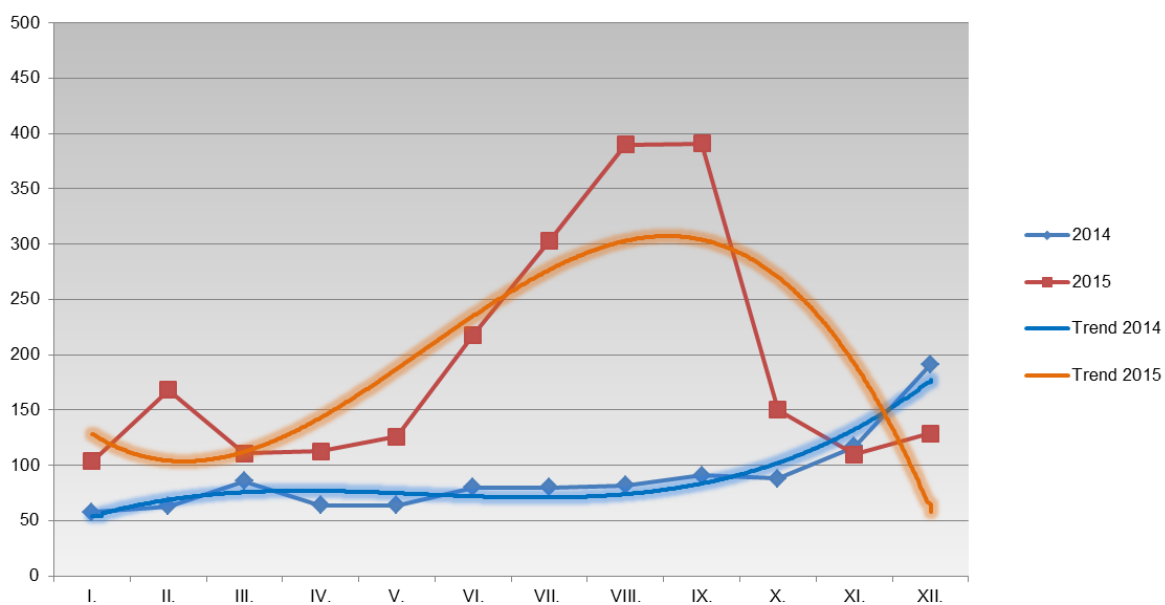
Overview of IBC by processing of cases by individual units in: 2014 and 2015



2.2 Illegal stay on the territory of the Slovak Republic

Overview of IS by individual months in: 2014 and 2015

	Total	I.	II.	III.	IV.	V.	VI.	VII.	VIII.	IX.	X.	XI.	XII.
2014	1 064	58	63	86	64	64	80	80	82	91	88	117	191
2015	2 313	104	168	111	113	126	218	303	390	391	150	110	129



IS in 2015 disaggregated by nationality, place of detection and previous entry to the SR

Nationality	IS in total	Inland				at BCPs - departing from the SR		Returned from other MS
		legal entry	illegal entry	unknown entry	in the airport area	at land border	at airports	
Ukraine	775	95	53	-	-	611	8	8
Syria	576	6	379	-	-	-	-	191
Afghanistan	223	-	117	-	-	-	-	106
Iraq	136	1	92	-	-	-	1	42
Kosovo	120	-	103	-	-	-	-	17
Pakistan	56	-	35	-	-	1	-	20
Serbia	46	28	18	-	-	-	-	-
Russia	30	12	9	1	-	4	-	4
Stateless	29	2	-	-	-	-	-	27
Macedonia (FYROM)	22	15	4	1	-	2	-	-
Bangladesh	19	-	17	-	-	-	-	2
Viet Nam	18	12	6	-	-	-	-	-
Israel	17	17	-	-	-	-	-	-
Iran	15	-	10	-	-	-	-	5
Turkey	15	10	5	-	-	-	-	-
United States, USA	12	9	3	-	-	-	-	-
Sudan	11	-	10	-	-	-	-	1
China (PRC)	10	5	4	-	-	-	1	-
Nigeria	9	2	7	-	-	-	-	-
Algeria	8	1	6	-	-	-	-	1
Canada	8	6	2	-	-	-	-	-
Moldova	8	2	2	-	-	4	-	-
India	7	2	4	-	1	-	-	-
Libya	7	6	1	-	-	-	-	-
Senegal	7	6	1	-	-	-	-	-
Brasilia	6	5	1	-	-	-	-	-
Korean Republic	6	5	1	-	-	-	-	-
Cuba	6	1	5	-	-	-	-	-
Hungary	6	5	-	-	-	1	-	-
Romania	6	5	1	-	-	-	-	-
Bosnia and Herzegovina	5	4	1	-	-	-	-	-
Egypt	5	2	3	-	-	-	-	-
Ghana	5	-	4	-	-	-	-	1
Armenia	4	-	1	-	-	-	-	3
Cameroon	4	1	3	-	-	-	-	-
Germany	4	4	-	-	-	-	-	-
Saudi Arabia	4	4	-	-	-	-	-	-
Argentina	3	1	2	-	-	-	-	-
Australia	3	2	1	-	-	-	-	-
Bulgaria	3	3	-	-	-	-	-	-
Philippines	3	2	1	-	-	-	-	-
Democratic People's Republic of Korea	3	-	-	-	-	-	-	3



continued overleaf



continued from previous page (2015)

Nationality	IS in total	Inland				at BCPs - departing from the SR		Returned from other MS
		legal entry	illegal entry	unknown entry	in the airport area	at land border	at airports	
Lebanon	3	1	1	-	-	-	-	1
Mali	3	-	2	-	-	-	-	1
Palestine	3	1	1	-	-	-	-	1
Côte d'Ivoire	3	-	3	-	-	-	-	-
Tunisia	3	-	2	-	-	-	-	1
Albania	2	1	1	-	-	-	-	-
Belarus	2	-	-	-	-	1	1	-
Eritrea	2	-	-	-	1	-	-	1
Georgia	2	-	2	-	-	-	-	-
Guinea	2	-	2	-	-	-	-	-
Mexico	2	2	-	-	-	-	-	-
Poland	2	2	-	-	-	-	-	-
Austria	2	2	-	-	-	-	-	-
Somalia	2	-	2	-	-	-	-	-
Saint Kitts and Nevis	2	-	2	-	-	-	-	-
Azerbaijan	1	-	-	-	-	1	-	-
Burkina	1	-	1	-	-	-	-	-
Gambia	1	-	1	-	-	-	-	-
Greece	1	1	-	-	-	-	-	-
Yemen	1	1	-	-	-	-	-	-
Haiti	1	-	1	-	-	-	-	-
Hong-Kong	1	1	-	-	-	-	-	-
Jordan	1	1	-	-	-	-	-	-
Kazakhstan	1	1	-	-	-	-	-	-
Kenya	1	1	-	-	-	-	-	-
Liberia	1	1	-	-	-	-	-	-
Morocco	1	-	-	-	-	-	-	1
Nepal	1	-	1	-	-	-	-	-
Unknown	1	-	1	-	-	-	-	-
United Kingdom	1	1	-	-	-	-	-	-
Turkmenistan	1	-	-	-	-	1	-	-
Uganda	1	-	-	-	-	-	-	1
Uzbekistan	1	-	-	-	-	-	-	1
TOTAL	2 313	298	935	2	2	626	11	439

IS in 2014 disaggregated by nationality, place of detection and previous entry to the SR

Nationality	IS in total	Inland				at BCPs - departing from the SR		Returned from other MS
		legal entry	illegal entry	unknown entry	in the airport area	at land border	at airports	
Ukraine	503	81	75	3	-	331	2	11
Kosovo	91	2	75	-	-	-	-	14
Syria	65	2	48	-	-	-	-	15
Afghanistan	40	-	37	-	-	-	-	3
Viet Nam	35	12	22	-	-	-	-	1
Russia	32	15	7	-	-	5	4	1
Serbia	32	25	5	-	-	-	-	2
China (PRC)	21	16	3	-	-	-	-	2
Libya	18	16	1	-	-	-	-	1
Macedonia (FYROM)	16	6	9	-	-	-	-	1
United States, USA	16	13	3	-	-	-	-	-
Korean Republic	14	10	4	-	-	-	-	-
Georgia	9	3	5	-	-	-	-	1
Iran	9	2	6	-	-	-	-	1
Nigeria	9	4	4	-	1	-	-	-
Bosnia and Herzegovina	8	4	3	-	-	-	-	1
Iraq	8	1	1	-	-	-	-	6
Hungary	8	7	1	-	-	-	-	-
Pakistan	8	2	5	-	-	-	-	1
Belarus	7	4	-	-	-	3	-	-
Cuba	7	3	4	-	-	-	-	-
Thailand	7	6	1	-	-	-	-	-
Algeria	6	-	4	-	-	-	-	2
Brasilia	6	6	-	-	-	-	-	-
Canada	6	5	-	-	-	-	-	1
Moldova	6	-	4	-	-	1	-	1
Gambia	5	-	4	-	-	-	1	-
India	5	3	2	-	-	-	-	-
Palestine	5	-	5	-	-	-	-	-
Saudi Arabia	5	1	3	-	-	-	1	-
Albania	4	2	-	-	-	-	1	1
Israel	4	2	1	-	-	1	-	-
Turkey	4	2	-	-	-	-	-	2
Stateless	3	1	1	-	-	-	-	1
Mexico	3	3	-	-	-	-	-	-
Sudan	3	-	-	-	-	-	-	3
Angola	2	1	1	-	-	-	-	-
Australia	2	2	-	-	-	-	-	-
Egypt	2	2	-	-	-	-	-	-
Japan	2	1	1	-	-	-	-	-
Colombia	2	1	-	-	-	-	-	1
Central African Rep.	2	1	-	-	-	-	-	1



continued overleaf



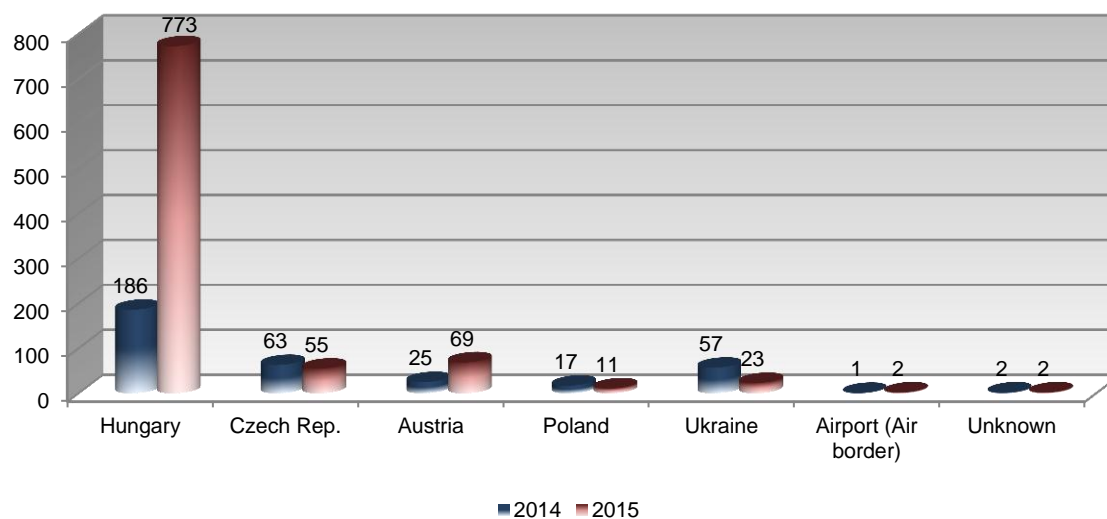
continued from previous page (2014)

Nationality	IS in total	Inland				at BCPs - departing from the SR		Returned from other MS
		legal entry	illegal entry	unknown entry	in the airport area	at land border	at airports	
Armenia	1	1	-	-	-	-	-	-
Bangladesh	1	-	1	-	-	-	-	-
Botswana	1	1	-	-	-	-	-	-
Montenegro	1	1	-	-	-	-	-	-
Chile	1	1	-	-	-	-	-	-
Eritrea	1	-	-	-	-	-	-	1
Philippines	1	1	-	-	-	-	-	-
Guinea	1	-	1	-	-	-	-	-
Hong-Kong	1	1	-	-	-	-	-	-
Croatia	1	1	-	-	-	-	-	-
Kazakhstan	1	1	-	-	-	-	-	-
Kenya	1	1	-	-	-	-	-	-
Comoros	1	1	-	-	-	-	-	-
Morocco	1	-	1	-	-	-	-	-
Mongolia	1	-	-	-	-	-	-	1
Namibia	1	-	-	-	-	-	-	1
Niger	1	-	1	-	-	-	-	-
Côte d'Ivoire	1	1	-	-	-	-	-	-
Romania	1	-	-	-	-	1	-	-
Senegal	1	-	1	-	-	-	-	-
Somalia	1	-	-	-	-	-	-	1
Italy	1	1	-	-	-	-	-	-
Tunisia	1	-	1	-	-	-	-	-
Uganda	1	-	-	-	-	-	-	1
TOTAL	1 064	279	351	3	1	342	9	79

IS detected inland after illegal entry to the SR in 2014 and 2015 by border sections illegally crossed by migrants

Border section	2014	2015
Hungary	186	773
Czech Republic	63	55
Austria	25	69
Poland	17	11
Ukraine	57	23
Airport (Air border)	1	2
Unknown	2	2
TOTAL	351	935

**IS detected inland after illegal entry to the SR in 2014 and 2015
by border sections illegally crossed by migrants**



IS detected inland after illegal entry to the SR in 2015 disaggregated by border sections illegally crossed by migrants

Nationality	Total	Border section						
		HUN	CZE	AUT	POL	UKR	Airport (Air border)	Unknown
Syria	379	350	-	28	-	-	-	1
Afghanistan	117	99	-	5	-	13	-	-
Kosovo	103	100	2	1	-	-	-	-
Iraq	92	89	2	-	-	-	-	1
Ukraine	53	15	33	2	1	2	-	-
Pakistan	35	27	2	4	2	-	-	-
Serbia	18	10	-	8	-	-	-	-
Bangladesh	17	16	1	-	-	-	-	-
Iran	10	8	1	-	-	-	1	-
Sudan	10	9	-	1	-	-	-	-
Russia	9	2	2	3	2	-	-	-
Nigeria	7	6	-	1	-	-	-	-
Algeria	6	2	3	1	-	-	-	-
Viet Nam	6	-	-	-	-	6	-	-
Cuba	5	5	-	-	-	-	-	-
Turkey	5	4	-	1	-	-	-	-
China (PRC)	4	3	-	1	-	-	-	-
Ghana	4	4	-	-	-	-	-	-
India	4	3	1	-	-	-	-	-
Macedonia (FYROM)	4	2	-	1	1	-	-	-
Egypt	3	1	-	2	-	-	-	-
Cameroon	3	3	-	-	-	-	-	-
Côte d'Ivoire	3	3	-	-	-	-	-	-
United States, USA	3	-	1	1	1	-	-	-
Argentina	2	1	-	1	-	-	-	-
Guinea	2	1	-	1	-	-	-	-
Georgia	2	-	-	-	2	-	-	-
Canada	2	-	1	-	-	-	1	-
Mali	2	1	-	1	-	-	-	-
Moldova	2	-	-	-	-	2	-	-
Somalia	2	-	1	1	-	-	-	-
Saint Kitts and Nevis	2	-	2	-	-	-	-	-
Tunisia	2	-	-	2	-	-	-	-
Albania	1	1	-	-	-	-	-	-
Armenia	1	-	1	-	-	-	-	-
Australia	1	-	-	-	1	-	-	-
Bosnia and Herzegovina	1	-	1	-	-	-	-	-
Brasilia	1	1	-	-	-	-	-	-
Burkina	1	1	-	-	-	-	-	-
Philippines	1	-	-	1	-	-	-	-
Gambia	1	-	1	-	-	-	-	-
Haiti	1	1	-	-	-	-	-	-
Korean Republic	1	-	-	-	1	-	-	-
Lebanon	1	-	-	1	-	-	-	-
Libya	1	1	-	-	-	-	-	-
Nepal	1	-	-	1	-	-	-	-
Unknown	1	1	-	-	-	-	-	-
Palestine	1	1	-	-	-	-	-	-
Romania	1	1	-	-	-	-	-	-
Senegal	1	1	-	-	-	-	-	-
TOTAL	935	773	55	69	11	23	2	2

IS detected inland after illegal entry to the SR in 2014 disaggregated by border sections illegally crossed by migrants

Nationality	Total	Border section						
		HUN	CZE	AUT	POL	UKR	Airport (Air border)	Unknown
Kosovo	75	71	3	-	-	-	-	1
Ukraine	75	14	47	-	6	8	-	-
Syria	48	43	-	1	-	4	-	-
Afghanistan	37	17	-	-	-	20	-	-
Viet Nam	22	-	-	-	5	17	-	-
Macedonia (FYROM)	9	3	3	3	-	-	-	-
Russia	7	1	2	2	1	1	-	-
Iran	6	5	-	-	-	1	-	-
Georgia	5	-	-	1	3	1	-	-
Pakistan	5	-	-	2	1	1	-	1
Serbia	5	2	-	3	-	-	-	-
Algeria	4	3	1	-	-	-	-	-
Gambia	4	3	1	-	-	-	-	-
Korean Republic	4	4	-	-	-	-	-	-
Cuba	4	4	-	-	-	-	-	-
Moldova	4	-	2	-	-	2	-	-
Nigeria	4	1	-	3	-	-	-	-
Palestine	4	3	-	-	-	-	1	-
Bosnia and Herzegovina	3	-	-	3	-	-	-	-
China (PRC)	3	3	-	-	-	-	-	-
Saudi Arabia	3	2	-	1	-	-	-	-
United States, USA	3	2	-	-	-	1	-	-
India	2	-	-	1	-	1	-	-
Morocco	2	1	-	-	1	-	-	-
Angola	1	-	1	-	-	-	-	-
Bangladesh	1	1	-	-	-	-	-	-
Stateless	1	-	-	1	-	-	-	-
Guinea	1	1	-	-	-	-	-	-
Israel	1	-	-	1	-	-	-	-
Japan	1	-	-	1	-	-	-	-
Libya	1	-	-	1	-	-	-	-
Iraq	1	-	-	1	-	-	-	-
Hungary	1	1	-	-	-	-	-	-
Niger	1	-	1	-	-	-	-	-
Senegal	1	-	1	-	-	-	-	-
Thailand	1	-	1	-	-	-	-	-
Tunisia	1	1	-	-	-	-	-	-
TOTAL	351	186	63	25	17	57	1	2

IS in 2015 disaggregated by detection and procession of cases by individual DBAP and other authorities

Units		DETECTED	PROCESSED
DBAP Bratislava	APU PF Bratislava	139	569
	APU PF Dunajská Streda	24	28
	APU PF Nitra	14	14
	APU PF Nové Zámky	145	262
	APU PF Trnava	22	205
	BCU PF Bratislava Airport	44	10
	MU PF DBAP Bratislava	137	7
	Total	525	1 095
DBAP Banská Bystrica	APU PF Banská Bystrica	12	20
	APU PF Rimavská Sobota	1	16
	APU PF Trenčín	21	141
	APU PF Žilina	28	233
	MU PF DBAP Banská Bystrica	16	-
	Total	78	410
DBAP Prešov	APU PF Košice	45	72
	APU PF Michalovce	9	53
	APU PF Prešov	11	13
	BCU PF Košice Airport	3	29
	BCU PF Poprad Airport	-	-
	AU PF Humenné	5	6
	MU PF DBAP Prešov	6	-
	Total	79	173
DBAP Sobrance	BCU PF Zboj	-	-
	BCU PF Topoľa	-	-
	BCU PF Ulič	-	-
	BCU PF Ubľa	46	46
	BCU PF Podhorod'	-	-
	BCU PF Petrovce	-	-
	BCU PF Vyšné Nemecké	569	571
	BCU PF Maťovské Vojkovce	-	-
	BCU PF Veľké Slemence	6	6
	BCU PF Čierna nad Tisou	12	12
	MIU PF DBAP Sobrance	2	-
	Total	635	635
Other authority	Customs Criminal Bureau	155	-
	Uniformed Police	258	-
	Railway Police	82	-
	Criminal Police	2	-
	Traffic Police	58	-
	NUCIM	2	-
	Authority of other country	27	-
	Authority of neighboring country	412	-
	Total	996	0
TOTAL		2 313	2 313

Note:

„Authority of detection“ means unit that performed primordial check of alien on the territory of SR, detected violation of the law and handed the case over to competent unit of BBAP for further procession.

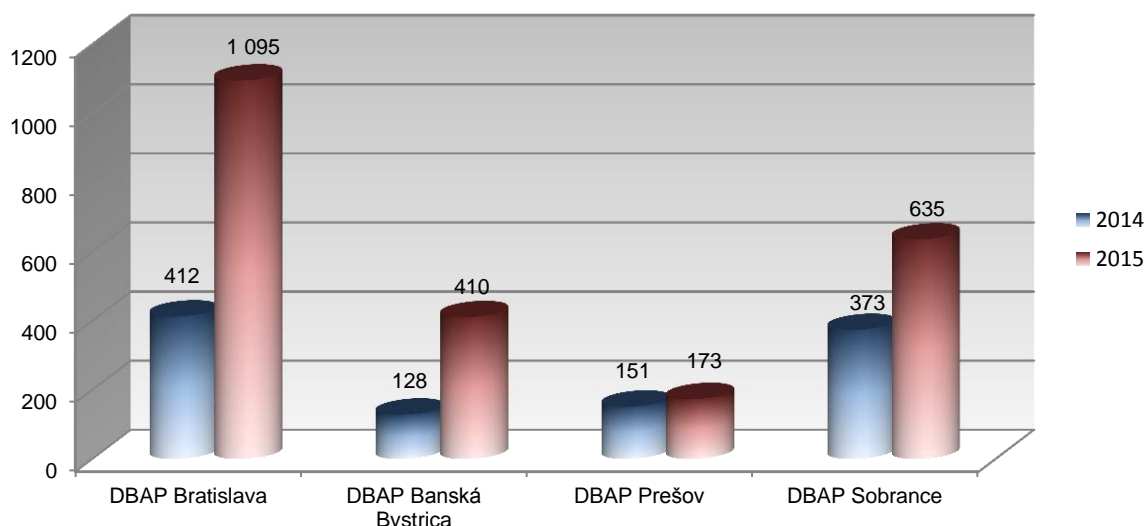
IS in 2014 disaggregated by detection and procession of cases by individual DBAP and other authorities

Units		DETECTED	PROCESSED
DBAP Bratislava	APU PF Bratislava	110	190
	APU PF Dunajská Streda	29	40
	APU PF Nitra	14	37
	APU PF Nové Zámky	55	61
	APU PF Trnava	29	70
	BCU PF Bratislava Airport	10	10
	MU PF DBAP Bratislava	35	4
	Total	282	412
DBAP Banská Bystrica	APU PF Banská Bystrica	16	26
	APU PF Rimavská Sobota	2	3
	APU PF Trenčín	19	19
	APU PF Žilina	38	80
	MU PF DBAP Banská Bystrica	34	-
	Total	109	128
DBAP Prešov	APU PF Košice	32	43
	APU PF Michalovce	21	73
	APU PF Prešov	9	16
	BCU PF Košice Airport	-	13
	BCU PF Poprad Airport	-	-
	AU PF Humenné	3	6
	MU PF DBAP Prešov	2	-
	Total	67	151
DBAP Sobrance	BCU PF Zboj	4	1
	BCU PF Topoľa	19	14
	BCU PF Ulič	-	-
	BCU PF Ubľa	19	23
	BCU PF Podhorod'	-	-
	BCU PF Petrovce	-	-
	BCU PF Vyšné Nemecké	317	322
	BCU PF Maťovské Vojkovce	-	-
	BCU PF Veľké Slemence	1	1
	BCU PF Čierna nad Tisou	16	12
	MIU PF DBAP Sobrance	16	-
	Total	392	373
Other authority	Customs Criminal Bureau	62	-
	Uniformed Police	60	-
	Traffic Police	1	-
	Railway Police	4	-
	Criminal Police	3	-
	NUCIM	5	-
	Authority of other country	18	-
	Authority of neighboring country	61	-
	Total	214	0
TOTAL		1 064	1 064

IS in 2014 and 2015 by processing of cases by individual DBAPs

	2014	2015
DBAP Bratislava	412	1 095
DBAP Banská Bystrica	128	410
DBAP Prešov	151	173
DBAP Sobrance	373	635
TOTAL	1 064	2 313

IS in 2014 and 2015 by processing of cases by individual DBAPs



Overview of IS in 2015 by processing of cases by individual DBAPs disaggregated by place of detection and previous entry to the SR

DBAP	IS in total	Inland				At BCPs - departing from the SR		Returned from other MS
		legal entry	illegal entry	unknown entry	in the airport area	at land border	at airports	
DBAP Bratislava	1 095	151	783	1	1	-	9	150
DBAP B. Bystrica	410	50	97	-	-	-	-	263
DBAP Prešov	173	93	50	1	1	-	2	26
DBAP Sobrance	635	4	5	-	-	626	-	-
TOTAL	2 313	298	935	2	2	626	11	439

Overview of IS in 2014 by processing of cases by individual DBAPs disaggregated by place of detection and previous entry to the SR

DBAP	IS in total	Inland				At BCPs - departing from the SR		Returned from other MS
		legal entry	illegal entry	unknown entry	in the airport area	at land border	at airports	
DBAP Bratislava	412	147	199	3	1	-	9	53
DBAP B. Bystrica	128	52	65	-	-	-	-	11
DBAP Prešov	151	80	56	-	-	-	-	15
DBAP Sobrance	373	-	31	-	-	342	-	-
TOTAL	1 064	279	351	3	1	342	9	79

Overview of third country nationals who entered legally the territory of Schengen area and stayed illegally in SR (overstayers) in 2015

Nationality	Overstayers		
	Total	Inland	At BCPs - departing from the SR
Ukraine	750	141	609
Serbia	34	34	-
Russia	21	17	4
Macedonia (FYROM)	18	16	2
Israel	17	17	-
Viet Nam	12	12	-
United States, USA	11	11	-
Turkey	11	11	-
China (PRC)	9	8	1
Brasilia	6	6	-
Canada	6	6	-
Korean Republic	6	6	-
Libya	6	6	-
Moldova	6	2	4
Senegal	6	6	-
Syria	6	6	-
Iraq	5	4	1
Bosnia and Herzegovina	4	4	-
India	4	4	-
Saudi Arabia	4	4	-
Argentina	3	3	-
Australia	3	3	-
Algeria	2	2	-
Stateless	2	2	-
Belarus	2	-	2
Egypt	2	2	-
Philippines	2	2	-
Lebanon	2	2	-
Mexico	2	2	-
Nigeria	2	2	-
Kosovo	2	2	-
Saint Kitts and Nevis	2	2	-
Albania	1	1	-
Armenia	1	1	-
Azerbaijan	1	-	1
Hong-Kong	1	1	-
Iran	1	1	-
Yemen	1	1	-
Jordan	1	1	-
Cameroon	1	1	-
Kazakhstan	1	1	-
Kenya	1	1	-
Cuba	1	1	-
Liberia	1	1	-
Palestine	1	1	-
Tunisia	1	1	-
TOTAL	982	358	624

Overview of third country nationals who entered legally the territory of Schengen area and stayed illegally in SR (overstayers) in 2014

Nationality	Overstayers		
	Total	Inland	At BCPs - departing from the SR
Ukraine	470	142	328
Serbia	28	28	-
Russia	26	17	9
China (PRC)	19	19	-
Libya	17	17	-
Korean Republic	14	14	-
United States, USA	13	13	-
Viet Nam	12	12	-
Belarus	7	4	3
Macedonia (FYROM)	7	7	-
Thailand	7	7	-
Bosnia and Herzegovina	6	6	-
Brasilia	6	6	-
Nigeria	6	6	-
Canada	5	5	-
Kosovo	4	4	-
Saudi Arabia	4	3	1
Georgia	3	3	-
India	3	3	-
Cuba	3	3	-
Mexico	3	3	-
Albania	2	2	-
Angola	2	2	-
Australia	2	2	-
Egypt	2	2	-
Iran	2	2	-
Israel	2	2	-
Pakistan	2	2	-
Syria	2	2	-
Turkey	2	2	-
Algeria	1	1	-
Armenia	1	1	-
Stateless	1	1	-
Botswana	1	1	-
Chile	1	1	-
Montenegro	1	1	-
Philippines	1	1	-
Gambia	1	-	1
Hong-Kong	1	1	-
Iraq	1	1	-
Japan	1	1	-
Kazakhstan	1	1	-
Kenya	1	1	-
Colombia	1	1	-
Comoros	1	1	-
Morocco	1	1	-
Moldova	1	-	1
Niger	1	1	-
Palestine	1	1	-
Côte d'Ivoire	1	1	-
Senegal	1	1	-
Central African Republic	1	1	-
TOTAL	703	360	343

IS by processing of cases by individual DBAPs in 2015

Nationality	Total	Thereof:			
		DBAP Bratislava	DBAP B. Bystrica	DBAP Prešov	DBAP Sobrance
Ukraine	775	47	43	68	617
Syria	576	423	151	2	-
Afghanistan	223	110	100	13	-
Iraq	136	114	9	13	-
Kosovo	120	115	5	-	-
Pakistan	56	35	15	5	1
Serbia	46	39	3	4	-
Russia	30	14	7	5	4
Stateless	29	-	28	1	-
Macedonia (FYROM)	22	15	4	1	2
Bangladesh	19	15	3	1	-
Viet Nam	18	11	1	6	-
Israel	17	-	-	17	-
Iran	15	10	1	4	-
Turkey	15	10	2	3	-
United States, USA	12	8	3	1	-
Sudan	11	10	-	1	-
China (PRC)	10	8	2	-	-
Nigeria	9	6	2	1	-
Algeria	8	5	1	2	-
Canada	8	6	2	-	-
Moldova	8	-	2	-	6
India	7	6	-	1	-
Libya	7	3	-	4	-
Senegal	7	7	-	-	-
Brasilia	6	1	2	3	-
Korean Republic	6	1	5	-	-
Cuba	6	6	-	-	-
Hungary	6	3	1	1	1
Romania	6	5	-	1	-
Bosnia and Herzegovina	5	3	2	-	-
Egypt	5	5	-	-	-
Ghana	5	4	1	-	-
Armenia	4	3	-	1	-
Cameroon	4	4	-	-	-
Germany	4	4	-	-	-
Saudi Arabia	4	-	-	4	-
Argentina	3	2	1	-	-
Australia	3	1	1	1	-
Bulgaria	3	3	-	-	-
Philippines	3	3	-	-	-
Democratic People's Republic of Korea	3	-	3	-	-



continued overleaf



continued from previous page(2015)

Nationality	Total	Thereof:			
		DBAP Bratislava	DBAP B. Bystrica	DBAP Prešov	DBAP Sobrance
Lebanon	3	1	2	-	-
Mali	3	2	1	-	-
Palestine	3	2	-	1	-
Côte d'Ivoire	3	3	-	-	-
Tunisia	3	2	1	-	-
Albania	2	-	1	1	-
Belarus	2	1	-	-	1
Eritrea	2	-	1	1	-
Georgia	2	-	-	2	-
Guinea	2	2	-	-	-
Mexico	2	1	-	1	-
Poland	2	-	2	-	-
Austria	2	2	-	-	-
Somalia	2	2	-	-	-
Saint Kitts and Nevis	2	2	-	-	-
Azerbaijan	1	-	-	-	1
Burkina	1	1	-	-	-
Gambia	1	1	-	-	-
Greece	1	-	-	-	1
Haiti	1	1	-	-	-
Hong-Kong	1	1	-	-	-
Yemen	1	1	-	-	-
Jordan	1	1	-	-	-
Kenya	1	1	-	-	-
Kazakhstan	1	-	1	-	-
Liberia	1	1	-	-	-
Morocco	1	-	1	-	-
Nepal	1	-	-	1	-
Unknown	1	1	-	-	-
United Kingdom	1	1	-	-	-
Turkmenistan	1	-	-	-	1
Uganda	1	-	-	1	-
Uzbekistan	1	-	-	1	-
TOTAL	2 313	1 095	410	173	635

IS by processing of cases by individual DBAPs in 2014

Nationality	Total	Thereof:			
		DBAP Bratislava	DBAP B. Bystrica	DBAP Prešov	DBAP Sobrance
Ukraine	503	60	50	52	341
Kosovo	91	87	3	1	-
Syria	65	42	16	5	2
Afghanistan	40	20	-	9	11
Viet Nam	35	11	4	15	5
Russia	32	15	6	5	6
Serbia	32	23	7	2	-
China (PRC)	21	17	3	1	-
Libya	18	12	-	6	-
Macedonia (FYROM)	16	12	3	1	-
United States, USA	16	6	4	6	-
Korean Republic	14	5	9	-	-
Georgia	9	3	-	6	-
Iran	9	6	-	3	-
Nigeria	9	5	2	2	-
Bosnia and Herzegovina	8	6	2	-	-
Iraq	8	2	-	6	-
Hungary	8	-	-	8	-
Pakistan	8	3	2	3	-
Belarus	7	-	-	4	3
Cuba	7	6	-	1	-
Thailand	7	4	-	3	-
Algeria	6	6	-	-	-
Brasilia	6	3	2	1	-
Canada	6	2	4	-	-
Moldova	6	3	-	-	3
Gambia	5	5	-	-	-
India	5	5	-	-	-
Palestine	5	4	-	1	-
Saudi Arabia	5	3	1	1	-
Albania	4	3	1	-	-
Israel	4	2	-	1	1
Turkey	4	4	-	-	-
Stateless	3	1	2	-	-
Mexico	3	1	1	1	-
Sudan	3	3	-	-	-
Angola	2	2	-	-	-
Australia	2	1	1	-	-
Egypt	2	-	1	1	-
Japan	2	2	-	-	-
Colombia	2	1	1	-	-
Central African Republic	2	1	1	-	-
Armenia	1	1	-	-	-
Bangladesh	1	1	-	-	-



continued overleaf



continued from previous page(2014)

Nationality	Total	Thereof:			
		DBAP Bratislava	DBAP B. Bystrica	DBAP Prešov	DBAP Sobrance
Botswana	1	1	-	-	-
Montenegro	1	-	1	-	-
Chile	1	1	-	-	-
Eritrea	1	-	-	1	-
Philippines	1	1	-	-	-
Guinea	1	1	-	-	-
Hong-Kong	1	1	-	-	-
Croatia	1	1	-	-	-
Kazakhstan	1	1	-	-	-
Kenya	1	-	-	1	-
Comoros	1	1	-	-	-
Morocco	1	-	-	1	-
Mongolia	1	1	-	-	-
Namibia	1	-	1	-	-
Niger	1	1	-	-	-
Côte d'Ivoire	1	1	-	-	-
Romania	1	-	-	-	1
Senegal	1	-	-	1	-
Somalia	1	-	-	1	-
Italy	1	1	-	-	-
Tunisia	1	1	-	-	-
Uganda	1	-	-	1	-
TOTAL	1 064	412	128	151	373

IS by processing of cases by individual units of DBAP Bratislava in 2015

Nationality	Total	Thereof:						
		APU PF Bratislava	APU PF Dunajská Streda	APU PF Nitra	APU PF Nové Zámky	APU PF Trnava	BCU PF Bratislava Airport	MU PF Bratislava
Syria	423	235	1	-	87	100	-	-
Kosovo	115	54	-	1	47	13	-	-
Iraq	114	40	-	-	46	27	1	-
Afghanistan	110	68	-	-	31	11	-	-
Ukraine	47	29	4	1	1	5	6	1
Serbia	39	22	8	3	1	2	-	3
Pakistan	35	9	-	-	7	19	-	-
Bangladesh	15	5	-	-	6	4	-	-
Macedonia (FYROM)	15	7	2	-	1	4	-	1
Russia	14	4	4	1	2	3	-	-
Viet Nam	11	3	1	4	-	2	-	1
Iran	10	5	-	-	4	1	-	-
Sudan	10	10	-	-	-	-	-	-
Turkey	10	9	-	-	-	1	-	-
China (PRC)	8	1	1	1	3	1	1	-
United States, USA	8	3	-	1	2	2	-	-
Senegal	7	7	-	-	-	-	-	-
Canada	6	4	-	2	-	-	-	-
Cuba	6	2	-	-	4	-	-	-
India	6	5	-	-	-	-	1	-
Nigeria	6	4	-	-	2	-	-	-
Algeria	5	1	-	-	-	4	-	-
Egypt	5	4	-	-	1	-	-	-
Romania	5	4	-	-	-	-	-	1
Ghana	4	-	-	-	4	-	-	-
Cameroon	4	2	-	-	2	-	-	-
Germany	4	3	-	-	-	1	-	-
Armenia	3	3	-	-	-	-	-	-
Bosnia and Herzegovina	3	1	1	-	1	-	-	-
Bulgaria	3	3	-	-	-	-	-	-
Philippines	3	2	-	-	-	1	-	-
Libya	3	2	-	-	1	-	-	-
Hungary	3	1	-	-	2	-	-	-
Côte d'Ivoire	3	1	-	-	2	-	-	-
Argentina	2	-	1	-	1	-	-	-
Guinea	2	1	-	-	1	-	-	-
Mali	2	1	-	-	-	1	-	-
Palestine	2	2	-	-	-	-	-	-
Austria	2	2	-	-	-	-	-	-
Somalia	2	1	1	-	-	-	-	-
Saint Kitts and Nevis	2	2	-	-	-	-	-	-
Tunisia	2	-	-	-	-	2	-	-



continued overleaf



continued from previous page(2015)

Nationality	Total	Thereof:						
		APU PF Bratislava	APU PF Dunajská Streda	APU PF Nitra	APU PF Nové Zámky	APU PF Trnava	BCU PF Bratislava Airport	MU PF Bratislava
Australia	1	1	-	-	-	-	-	-
Burkina	1	-	-	-	1	-	-	-
Belarus	1	-	-	-	-	-	1	-
Brasilia	1	-	1	-	-	-	-	-
Gambia	1	1	-	-	-	-	-	-
Haiti	1	-	-	-	1	-	-	-
Hong-Kong	1	-	1	-	-	-	-	-
Yemen	1	-	1	-	-	-	-	-
Jordan	1	1	-	-	-	-	-	-
Kenya	1	1	-	-	-	-	-	-
Korean Republic	1	-	-	-	-	1	-	-
Lebanon	1	1	-	-	-	-	-	-
Liberia	1	-	1	-	-	-	-	-
Mexico	1	1	-	-	-	-	-	-
Unknown	1	1	-	-	-	-	-	-
United Kingdom	1	-	-	-	1	-	-	-
TOTAL	1 095	569	28	14	262	205	10	7

IS by processing of cases by individual units of DBAP Banská Bystrica in 2015

Nationality	Total	Thereof:				
		APU PF Banská Bystrica	APU PF Rimavská Sobota	APU PF Trenčín	APU PF Žilina	MU PF Banská Bystrica
Syria	151	-	11	43	97	-
Afghanistan	100	-	1	39	60	-
Ukraine	43	4	-	9	30	-
Stateless	28	-	-	11	17	-
Pakistan	15	-	1	14	-	-
Iraq	9	2	-	-	7	-
Russia	7	4	1	-	2	-
Korean Republic	5	1	-	1	3	-
Kosovo	5	-	-	4	1	-
Macedonia (FYROM)	4	-	-	1	3	-
Bangladesh	3	-	-	2	1	-
Democratic People's Republic of Korea	3	-	-	3	-	-
United States, USA	3	1	-	-	2	-
Serbia	3	-	1	2	-	-
Bosnia and Herzegovina	2	1	-	1	-	-
Brasilia	2	1	1	-	-	-
China (PRC)	2	-	-	1	1	-
Canada	2	-	-	-	2	-
Lebanon	2	-	-	1	1	-
Moldova	2	2	-	-	-	-
Nigeria	2	-	-	1	1	-
Poland	2	1	-	-	1	-
Turkey	2	-	-	1	1	-
Albania	1	1	-	-	-	-
Algeria	1	-	-	1	-	-
Argentina	1	-	-	1	-	-
Australia	1	1	-	-	-	-
Eritrea	1	-	-	1	-	-
Ghana	1	-	-	-	1	-
Iran	1	-	-	-	1	-
Kazakhstan	1	-	-	1	-	-
Hungary	1	-	-	-	1	-
Mali	1	-	-	1	-	-
Morocco	1	-	-	1	-	-
Tunisia	1	-	-	1	-	-
Viet Nam	1	1	-	-	-	-
TOTAL	410	20	16	141	233	0

IS by processing of cases by individual units of DBAP Prešov in 2015

Nationality	Total	Thereof:					
		APU PF Košice	APU PF Michalovce	APU PF Prešov	BCU PF Košice Airport	BCU PF Poprad Airport	AU PF Humenné
Ukraine	68	17	40	4	7	-	-
Israel	17	17	-	-	-	-	-
Afghanistan	13	12	-	-	-	-	1
Iraq	13	-	-	-	13	-	-
Viet Nam	6	1	5	-	-	-	-
Pakistan	5	3	1	-	1	-	-
Russia	5	1	1	-	1	-	2
Iran	4	-	-	1	3	-	-
Libya	4	4	-	-	-	-	-
Saudi Arabia	4	4	-	-	-	-	-
Serbia	4	-	1	3	-	-	-
Brasilia	3	3	-	-	-	-	-
Turkey	3	2	1	-	-	-	-
Algeria	2	1	-	1	-	-	-
Georgia	2	-	-	-	-	-	2
Syria	2	2	-	-	-	-	-
Albania	1	-	1	-	-	-	-
Armenia	1	-	-	1	-	-	-
Australia	1	1	-	-	-	-	-
Bangladesh	1	-	-	1	-	-	-
Stateless	1	1	-	-	-	-	-
Eritrea	1	-	-	-	1	-	-
India	1	1	-	-	-	-	-
Macedonia (FYROM)	1	-	-	1	-	-	-
Hungary	1	-	1	-	-	-	-
Mexico	1	-	1	-	-	-	-
Nigeria	1	-	1	-	-	-	-
Nepal	1	-	-	-	-	-	1
Palestine	1	-	-	-	1	-	-
Romania	1	1	-	-	-	-	-
United States, USA	1	-	-	1	-	-	-
Sudan	1	1	-	-	-	-	-
Uganda	1	-	-	-	1	-	-
Uzbekistan	1	-	-	-	1	-	-
TOTAL	173	72	53	13	29	0	6

IS by processing of cases by individual units of DBAP Sobrance in 2015

Nationality	Total	BCU PF:									
		Zboj	Topoľa	Ulič	Ubl'a	Podhorod'	Petrovce	Vyšné Nemecké	Maťovské Vojkovce	Veľké Slemence	Čierna nad Tisou
Ukraine	617	-	-	-	43	-	-	557	-	5	12
Moldova	6	-	-	-	2	-	-	4	-	-	-
Russia	4	-	-	-	-	-	-	4	-	-	-
Macedonia	2	-	-	-	-	-	-	2	-	-	-
Azerbaijan	1	-	-	-	-	-	-	1	-	-	-
Belarus	1	-	-	-	-	-	-	1	-	-	-
Greece	1	-	-	-	1	-	-	-	-	-	-
Hungary	1	-	-	-	-	-	-	1	-	-	-
Pakistan	1	-	-	-	-	-	-	-	-	1	-
Turkmenistan	1	-	-	-	-	-	-	1	-	-	-
TOTAL	635	0	0	0	46	0	0	571	0	6	12

2.3 Unaccompanied minors apprehended for IBC and IS

Unaccompanied minors apprehended for IBC and IS in 2015

Nationality	Unaccompanied minors apprehended for:		
	Total	IBC	IS
Afghanistan	11	-	11
Viet Nam	5	-	5
Pakistan	4	-	4
Kosovo	1	-	1
Syria	1	-	1
Ukraine	1	-	1
TOTAL	23	0	23

Unaccompanied minors apprehended for IBC and IS in 2014

Nationality	Unaccompanied minors apprehended for:		
	Total	IBC	IS
Viet Nam	10	2	8
Afghanistan	9	1	8
Ukraine	1	-	1
TOTAL	20	3	17

2.4 Asylum applications

Overview of asylum applications submitted in 2015

Nationality	Number of submitted asylum applications
Iraq	172
Afghanistan	37
Ukraine	25
Kosovo	13
Georgia	9
India	9
Syria	8
Russia	6
Bangladesh	5
Moldova	5
Iran	4
Somalia	4
Viet Nam	4
Armenia	3
Cuba	3
Palestine	3
Pakistan	3
Cameroon	2
D. R. Congo	2
Nigeria	2
Algeria	1
Belarus	1
Czech Republic	1
China (PRC)	1
Ghana	1
Macedonia (FYROM)	1
Nepal	1
Sudan	1
Turkey	1
Uganda	1
Uzbekistan	1
TOTAL	330

Overview of asylum applications submitted in 2014

Nationality	Number of submitted asylum applications
Afghanistan	91
Syria	40
Viet Nam	25
Ukraine	24
Somalia	18
Georgia	15
Kosovo	13
India	12
Pakistan	9
Eritrea	8
Mongolia	8
D. R. Congo	7
Iraq	6
Russia	6
Bangladesh	5
Palestine	5
Sudan	5
Libya	4
Algeria	3
Iran	3
Cameroon	3
Moldova	3
Kazakhstan	2
Congo	2
Nigeria	2
Albania	1
Benin	1
Czech Republic	1
Gambia	1
Croatia	1
Cuba	1
Tajikistan	1
Turkey	1
Uganda	1
TOTAL	328

Note:

This overview contains all applications for asylum submitted on the territory of Slovak republic during the reference period. There is no relevance whether an applicant stayed on the territory of Slovak republic legally or illegally, including repeated asylum applications.

Overview of asylum applications submitted by illegal migrants apprehended for IBC and IS in 2015

		Number of apprehended illegal migrants	Thereof number of asylum applications
IBC	External land border between BCPs	134	12
	External land border at BCPs	74	0
	External air border - airports	14	9
	TOTAL	222	21
IS	Inland	1 237	55
	At BCPs - departing from the SR	637	0
	Returned from other member state	439	36
	TOTAL	2 313	91
TOTAL		2 535	112

Overview of asylum applications submitted by illegal migrants apprehended for IBC and IS in 2014

		Number of apprehended illegal migrants	Thereof number of asylum applications
IBC	External land border between BCPs	189	67
	External land border at BCPs	42	1
	External air border - airports	9	7
	TOTAL	240	75
IS	Inland	634	112
	At BCPs - departing from the SR	351	0
	Returned from other member state	79	32
	TOTAL	1 064	144
TOTAL		1 304	219

Overview of asylum applications submitted by illegal migrants apprehended for IBC and IS in 2015 disaggregated by nationality of applicant

Nationality	Total	asylum applications by IBC			asylum applications by IS		
		land border:		Airports	Inland	At BCPs - departing from the SR	Returned from other MS
		between BCPs	at BCPs				
Afghanistan	26	4	-	5	17	-	-
Iraq	23	5	-	-	5	-	13
Ukraine	9	-	-	1	3	-	5
Syria	6	-	-	-	4	-	2
Bangladesh	5	3	-	-	2	-	-
Georgia	4	-	-	-	4	-	-
India	4	-	-	3	1	-	-
Russia	4	-	-	-	2	-	2
Armenia	3	-	-	-	-	-	3
Iran	3	-	-	-	-	-	3
Moldova	3	-	-	-	3	-	-
Kosovo	3	-	-	-	2	-	1
Pakistan	3	-	-	-	1	-	2
Nigeria	2	-	-	-	2	-	-
Somalia	2	-	-	-	2	-	-
Viet Nam	2	-	-	-	2	-	-
Algeria	1	-	-	-	1	-	-
Ghana	1	-	-	-	-	-	1
Cameroon	1	-	-	-	1	-	-
Cuba	1	-	-	-	1	-	-
Nepal	1	-	-	-	1	-	-
Palestine	1	-	-	-	-	-	1
Sudan	1	-	-	-	-	-	1
Turkey	1	-	-	-	1	-	-
Uganda	1	-	-	-	-	-	1
Uzbekistan	1	-	-	-	-	-	1
TOTAL	112	12	0	9	55	0	36

Overview of asylum applications submitted by illegal migrants apprehended for IBC and IS in 2014 disaggregated by nationality of applicant

Nationality	Total	asylum applications by IBC			asylum applications by IS		
		land border:		Airports	Inland	At BCPs - departing from the SR	Returned from other MS
		between BCPs	at BCPs				
Afghanistan	74	36	-	7	31	-	-
Syria	35	-	-	-	30	-	5
Viet Nam	23	10	-	-	13	-	-
Ukraine	15	1	-	-	5	-	9
Kosovo	13	-	-	-	13	-	-
Georgia	8	1	-	-	6	-	1
Somalia	8	7	-	-	-	-	1
Iraq	6	-	-	-	-	-	6
Bangladesh	5	5	-	-	-	-	-
Sudan	5	2	-	-	-	-	3
Eritrea	4	3	-	-	-	-	1
Pakistan	4	-	-	-	4	-	-
Iran	3	-	-	-	2	-	1
Palestine	3	2	-	-	1	-	-
Algeria	2	-	-	-	1	-	1
Nigeria	2	-	-	-	2	-	-
Russia	2	-	-	-	1	-	1
Albania	1	-	-	-	-	-	1
Benin	1	-	1	-	-	-	-
Gambia	1	-	-	-	1	-	-
India	1	-	-	-	1	-	-
Cuba	1	-	-	-	1	-	-
Moldova	1	-	-	-	-	-	1
Uganda	1	-	-	-	-	-	1
TOTAL	219	67	1	7	112	0	32

2.5 False Travel, Residence and other documents

Number of persons, documents and BCSs by the place of detection in: 2014 and 2015

		2014			2015		
		persons	documents*	BCSs	persons	documents*	BCSs
Land border	At BCPs - entering the SR	37	7	67	68	46	77
	At BCPs - departing from the SR	36	14	60	90	39	155
	In the vicinity of land border (border surveillance)	1	1	-	-	-	-
	Total	74	22	127	158	85	232
Airports	Non-Schengen flights	9	9	-	22	38	5
	Intra-Schengen flights (random check)	-	-	-	6	7	-
	In airport area (or in its vicinity)	1	3	-	-	-	-
	Total	10	12	0	28	45	5
Inland	At APU PF	24	25	2	39	39	7
	At AU PF	3	2	1	-	-	-
	In PDCA	-	-	-	-	-	-
	Other	3	4	-	10	11	-
	Total	30	31	3	49	50	7
TOTAL on the territory of SR		114	65	130	235	180	244
GC SR in Uzhgorod (Detected by DAU DBAP Sobrance)		27	4	76	46	31	39

* Except for those Passports in which no changes have been made and they contain counterfeit/forged/fraudulently obtained documents or BCSs

Number of persons, documents and BCSs by DBAPs and PDCAs in: 2014 and 2015

		2014			2015		
		persons	documents*	BCSs	persons	documents*	BCSs
DBAP Bratislava		17	21	-	32	47	12
DBAP Banská Bystrica		3	3	2	4	4	-
DBAP Prešov		20	19	1	38	41	-
DBAP Sobrance**		74	22	127	161	88	232
PDCA Medveďov		-	-	-	-	-	-
PDCA Sečovce		-	-	-	-	-	-
TOTAL		114	65	130	235	180	244

* Except for those Passports in which no changes have been made and they contain counterfeit/forged/fraudulently obtained documents or BCSs

** Except for cases at GC SR in Uzhgorod

Number of documents and BCSs by the place of detection in: 2014 and 2015

		2014					2015				
		Total in the SR	Land border	Airports	Inland	GC SR Uzhgorod	Total in the SR	Land border	Airports	Inland	GC SR Uzhgorod
DOCUMENTS*	Passports*	17	10	3	4	3	88	63	19	6	29
	ID card	8	3	1	4	-	31	12	11	8	-
	Other TD	0	-	-	-	-	1	1	-	-	-
	Visa	11	3	7	1	1	7	3	4	-	2
	Residence permit	3	2	1	-	-	2	1	1	-	-
	Driving license	6	4	-	2	-	7	5	-	2	-
	Civil status document	1	-	-	1	-	1	-	-	1	-
	Criminal records	16	-	-	16	-	8	-	-	8	-
	Evidence of education	0	-	-	-	-	1	-	-	1	-
	Other supportive document	3	-	-	3	-	34	-	10	24	-
	Other	0	-	-	-	-	0	-	-	-	-
	TOTAL	65	22	12	31	4	180	85	45	50	31
BCSs		130	127	-	3	76	244	232	5	7	39

* Except for those Passports in which no changes have been made and they contain counterfeit/forged/fraudulently obtained documents or BCSs

Travel documents (Passports, ID cards and other TDs) by type of fraud detected on the territory of the SR (GC SR Uzhgorod excluded) in: 2014 and 2015

		Total (a – l)	a	b	c	d	e	f	g	h	i	j	k	l	(x)
2014	Passport	17	-	4	6	-	-	-	4	-	-	-	3	-	70
	IDC	8	2	-	-	-	-	-	-	-	5	-	1	-	-
	Other TD	0	-	-	-	-	-	-	-	-	-	-	-	-	-
	TOTAL	25	2	4	6	0	0	0	4	0	5	0	4	0	70
25															
2015	Passport	88	2	3	9	-	5	-	55	-	2	-	2	10	93
	IDC	31	1	2	-	-	-	-	-	-	26	-	2	-	-
	Other TD	1	-	-	1	-	-	-	-	-	-	-	-	-	-
	TOTAL	120	3	5	10	0	5	0	55	0	28	0	4	10	93
120															

- a. Photo substitution
- b. Unauthorized data alteration/addition
- c. Data page substitution
- d. Inner pages(except for data page) substitution
- e. Data page overlapping (multiple changes – photo substitution incl. Unauthorized data alteration/addition)
- f. Electronic device (any changes, interventions or damages)
- g. Unauthorized interventions to document (damage, overlapping of parts of document, wet stamps removal)
- h. Stolen blank travel document (unauthorized personalization)
- i. counterfeit (made by counterfeiter)
- j. Fantasy/Camouflage document (without legal validity)
- k. Genuine travel document misused by other person (impersonation)
- l. Fraudulently obtained document (e.g. issuance based on false personal data or due to corruption)
- x. Genuine Passports in which no changes have been made and they contain counterfeit/forged/fraudulently obtained documents or BCSs

Documents and BCs detected in 2015 by place of detection, nationality of person and country of origin of the document

	Persons (incl. cases without persons*)		Documents								BCS
	Nationality	number	Country of origin of the document**	Passport		IDC	visa	RP	other****		
				False	genuine (x)***				number	type	
Land border	Ukraine	46	Ukraine	46	-	-	-	-	-	-	-
	Ukraine	4	Romania	3	-	4	-	-	1	OTD	-
	Ukraine	3	Bulgaria	3	-	3	-	-	1	DL	-
	Ukraine	3	Hungary	2	-	1	-	-	-	-	-
	Ukraine	2	Ukraine	2	-	-	-	-	-	-	-
			Viet Nam	-	-	-	2	-	-	-	-
	Ukraine	1	Greece	1	-	1	-	-	1	DL	-
	Ukraine	1	Lithuania	1	-	1	-	-	1	DL	-
	Georgia	1	Georgia	1	-	-	-	-	-	-	-
	D. R. Congo	1	Italy	-	-	1	-	1	-	-	-
	Slovakia	1	Ukraine	-	-	-	-	-	1	DL	-
	Italy	1	Italy	1	-	-	-	-	-	-	-
	Ukraine	2	Ukraine	1	1	-	-	-	-	-	-
			Romania	-	-	1	-	-	-	-	1
	Ukraine	2	Ukraine	1	1	-	-	-	-	-	-
			Poland	-	-	-	-	-	-	-	2
			Slovakia	-	-	-	-	-	-	-	4
	Ukraine	1	Ukraine	1	-	-	-	-	-	-	-
			Poland	-	-	-	-	-	-	-	1
			Austria	-	-	-	-	-	-	-	1
			Hungary	-	-	-	-	-	-	-	1
	Ukraine	42	Ukraine	-	42	-	-	-	-	-	-
			Slovakia	-	-	-	-	-	-	-	104
	Ukraine	24	Ukraine	-	24	-	-	-	-	-	-
			Poland	-	-	-	-	-	-	-	63
	Ukraine	5	Ukraine	-	5	-	-	-	-	-	-
			Hungary	-	-	-	1	-	-	-	6
	Ukraine	3	Ukraine	-	3	-	-	-	-	-	-
			Lithuania	-	-	-	-	-	-	-	6
	Ukraine	2	Ukraine	-	2	-	-	-	-	-	-
			Italy	-	-	-	-	-	-	-	4
	Ukraine	2	Ukraine	-	2	-	-	-	-	-	-
			Austria	-	-	-	-	-	-	-	2
			Italy	-	-	-	-	-	-	-	2
	Ukraine	1	Ukraine	-	1	-	-	-	-	-	-
			Slovakia	-	-	-	-	-	-	-	2
			Hungary	-	-	-	-	-	-	-	2
	Ukraine	1	Ukraine	-	1	-	-	-	-	-	-
			Greece	-	-	-	-	-	-	-	1
			Lithuania	-	-	-	-	-	-	-	1
			Poland	-	-	-	-	-	-	-	1
	Ukraine	1	Ukraine	-	1	-	-	-	-	-	-
			Lithuania	-	-	-	-	-	-	-	2
			Slovakia	-	-	-	-	-	-	-	2



continued overleaf



continued from previous page

	Persons (incl. cases without persons*)		Documents								BCS
			Country of origin of the document**	Passport		IDC	visa	RP	other****		
	Nationality	number		False	genuine (x)***				number	type	
Land border	Ukraine	1	Ukraine	-	1	-	-	-	-	-	-
			Lithuania	-	-	-	-	-	-	-	1
			Hungary	-	-	-	-	-	-	-	1
			Poland	-	-	-	-	-	-	-	2
	Ukraine	1	Ukraine	-	1	-	-	-	-	-	-
			Czech Republic	-	-	-	-	-	-	-	1
			Poland	-	-	-	-	-	-	-	1
	Ukraine	1	Ukraine	-	1	-	-	-	-	-	-
			Poland	-	-	-	-	-	-	-	1
			Unreadable	-	-	-	-	-	-	-	1
	Ukraine	1	Ukraine	-	1	-	-	-	-	-	-
			Hungary	-	-	-	-	-	-	-	2
			Poland	-	-	-	-	-	-	-	2
	Ukraine	1	Ukraine	-	1	-	-	-	-	-	-
			Poland	-	-	-	-	-	-	-	1
			Slovenia	-	-	-	-	-	-	-	1
	Ukraine	1	Ukraine	-	1	-	-	-	-	-	-
			Lithuania	-	-	-	-	-	-	-	1
			Poland	-	-	-	-	-	-	-	1
	Ukraine	1	Ukraine	-	1	-	-	-	-	-	-
			Hungary	-	-	-	-	-	-	-	1
			Poland	-	-	-	-	-	-	-	1
			Italy	-	-	-	-	-	-	-	2
	Ukraine	1	Ukraine	-	1	-	-	-	-	-	-
			Greece	-	-	-	-	-	-	-	1
			Lithuania	-	-	-	-	-	-	-	2
			Slovakia	-	-	-	-	-	-	-	1
	Total	158	- - -	63	91	12	3	1	6	- - -	232
Airports	Ukraine	7	Hungary	7	-	-	-	-	8	OSD	-
	Afghanistan	5	Lithuania	5	-	-	-	-	-	-	-
	Iraq	5	Iraq	-	-	6	-	-	-	-	-
	Ukraine	2	Slovenia	2	-	2	-	-	-	-	-
	Ukraine	1	Poland	1	-	-	-	-	-	-	-
	Ukraine	1	Romania	1	-	1	-	-	-	-	-
	India	1	Slovakia	-	-	1	-	-	-	-	-
	India	1	Spain	-	-	-	-	1	-	-	-
	Belarus	1	Hungary	1	-	-	-	-	2	OSD	-
			Poland	-	-	1	-	-	-	-	-
	India	1	Armenia	1	-	-	-	-	-	-	-
			Italy	-	-	-	1	-	-	-	-
			Poland	-	-	-	-	-	-	-	2
			Germany	-	-	-	-	-	-	-	1
	India	1	Armenia	1	-	-	-	-	-	-	-
			Italy	-	-	-	1	-	-	-	-
			Poland	-	-	-	-	-	-	-	2



continued overleaf



continued from previous page

	Persons (incl. cases without persons*)		Documents								BCS	
			Country of origin of the document**	Passport		IDC	visa	RP	other****			
	Nationality	number		False	genuine (x)***				number	type		
Airports	India	1	India	-	1	-	-	-	-	-	-	
			Italy	-	-	-	1	-	-	-	-	
	Ukraine	1	Ukraine	-	1	-	-	-	-	-	-	
			Hungary	-	-	-	1	-	-	-	-	
	Total	28	---	19	2	11	4	1	10	---	5	
Inland	Israel	17	Slovakia	-	-	-	-	-	17	OSD	-	
	Ukraine	5	Slovakia	-	-	1	-	-	4	OSD	-	
	Ukraine	2	Romania	-	-	2	-	-	-	-	-	
	Libya	4	Libya	3	-	-	-	-	1	CR	-	
	Iran	4	Iran	-	-	-	-	-	4	CR	-	
	Iran	2	Belgium	-	-	2	-	-	-	-	-	
	Macedonia (FYROM)	2	Macedonia (FYROM)	-	-	-	-	-	1	EoE	-	
									1	CR		
	Afghanistan	2	Czech Republic	-	-	2	-	-	-	-	-	
	Viet Nam	2	Slovakia	-	-	-	-	-	2	OSD	-	
	Viet Nam	1	Viet Nam	-	-	-	-	-	1	CSD	-	
	Bosnia and Herzegovina	1	Bosnia and Herzegovina	-	-	-	-	-	1	CR	-	
	Bosnia and Herzegovina	1	Slovenia	1	-	-	-	-	-	-	-	-
			United Kingdom	-	-	-	-	-	-	-	-	2
			Canada	-	-	-	-	-	-	-	-	1
			Hungary	-	-	-	-	-	-	-	-	1
			Austria	-	-	-	-	-	-	-	-	1
			Switzerland	-	-	-	-	-	-	-	-	1
			Italy	-	-	-	-	-	-	-	-	1
	Greece	1	Greece	-	-	-	-	-	1	DL	-	
	Liberia	1	Liberia	1	-	-	-	-	-	-	-	
	Kosovo	1	Slovenia	-	-	1	-	-	1	DL	-	
	Russia	1	Austria	1	-	-	-	-	-	-	-	
	Turkey	1	Turkey	-	-	-	-	-	1	CR	-	
	Saudi Arabia	1	Slovakia	-	-	-	-	-	1	OSD	-	
	Total	49	---	6	0	8	0	0	36	---	7	
TOTAL in the SR		235	---	88	93	31	7	2	52	---	244	
GC SR Uzghorod (detected by DAU DBAP Sobrance)	Ukraine	26	Ukraine	26	-	-	-	-	-	-	-	
	Ukraine	10	Ukraine	-	10	-	-	-	-	-	-	
			Poland	-	-	-	-	-	-	-	15	
	Ukraine	5	Ukraine	-	5	-	-	-	-	-	-	
			Slovakia	-	-	-	-	-	-	-	14	
	Ukraine	2	Ukraine	2	-	-	-	-	-	-	-	
			Viet Nam	-	-	-	2	-	-	-	-	
	Ukraine	1	Ukraine	-	1	-	-	-	-	-	-	
			Austria	-	-	-	-	-	-	-	2	
	Ukraine	1	Ukraine	-	1	-	-	-	-	-	-	
			Czech Republic	-	-	-	-	-	-	-	4	
			Poland	-	-	-	-	-	-	-	2	
	Ukraine	1	Ukraine	1	-	-	-	-	-	-	-	
			Poland	-	-	-	-	-	-	-	1	
Germany			-	-	-	-	-	-	-	1		
Total	46	---	29	17	0	2	0	0	---	39		

- * e. g. documents found in airport premises, Police units premises, in forger's workshop etc.
- ** The state whose document (travel document, visa, residents permit, border crossing stamp) was falsified (for example in the case of forged visa, the state which issued the visa is reported)
- *** Type of fraud „x“- genuine passport in which no changes have been made and they contain counterfeit/forged/fraudulently obtained documents or BCSs
- **** Column „type“-contains abbreviations as follows:

DL – driving license
 CSD – civil status document
 CR – criminal records
 EoE – evidence of education
 OSD – other supportive document
 OTD – other travel document

Counterfeit, forged and fraudulently obtained BCSs detected in: 2014 and 2015

	2014			2015		
	Persons	BCSs		Persons	BCSs	
		False	Fraudulently obtained		False	Fraudulently obtained
Land border at BCP - entry to the SR	31	37	30	30	42	35
Land border at BCP – departure from SR	31	44	16	62	116	39
Non-Schengen flight	-	-	-	2	5	-
Intra-Schengen flight*	-	-	-	-	-	-
Inland	2	3	-	1	7	-
TOTAL in the SR	64	84	46	95	170	74
GC SR Uzhgorod (detected by DAU DBAP Sobrance)	24	60	16	18	39	0

* during spot-checks

2.6 Refusal of entry

Refusal of entry at the external border in 2014 and 2015 by reason for refusal

Reason for refusal	2014			2015		
	Total	Thereof:		Total	Thereof:	
		Land border	Airports		Land border	Airports
A	3	2	1	14	14	-
B	35	35	-	67	67	-
C	170	169	1	185	179	6
D	2	2	-	2	1	1
E	75	74	1	60	60	-
F	163	163	-	111	111	-
G	33	32	1	14	14	-
H1	34	33	1	30	28	2
H2	2	2	-	3	3	-
I	0	-	-	0	-	-
Refusal of entry to EU national	0	-	-	0	-	-
TOTAL	517	512	5	486	477	9

Note:

Refusal of entry to EU national - this category includes EU nationals who were refused to enter the SR according § 11 of the Act on stay of aliens.

Reasons for refusal of entry as listed in Regulation (EC) 562/2006, The Schengen borders code:

- A - Has no valid travel document(s)
- B - Has a false/counterfeit/forged travel document
- C - Has no valid visa or residence permit
- D - Has a false/counterfeit/forged visa or residence permit
- E - Has no appropriate documentation justifying the purpose and conditions of stay
- F - Has already stayed for 90 days in the preceding 180-day period on the territory of the Member States of the EU
- G - Does not have sufficient means of subsistence in relation to the period and form of stay, or the means to return to the country of origin or transit
- H1 - Person for whom an alert has been issued in the SIS for the purposes of refusing entry
- H2 - Person for whom an alert has been issued in national register for the purposes of refusing entry
- I - Is considered to be a threat to public policy, internal security, public health or the international relations of one or more of the Member States of the EU

Refusals of entry in 2015

		Reasons											
		Total	Refusal of entry										Refusal of entry to EU national
			A	B	C	D	E	F	G	H1	H2	I	
LAND BORDER	Ukraine	456	11	66	172	-	60	107	14	23	3	-	-
	Georgia	5	-	1	1	-	-	1	-	2	-	-	-
	Moldova	5	1	-	-	-	-	1	-	3	-	-	-
	Congo	2	-	-	2	-	-	-	-	-	-	-	-
	Russia	2	1	-	1	-	-	-	-	-	-	-	-
	Armenia	1	-	-	1	-	-	-	-	-	-	-	-
	Belarus	1	-	-	-	-	-	1	-	-	-	-	-
	Cameroon	1	-	-	1	-	-	-	-	-	-	-	-
	D. R. Congo	1	-	-	-	1	-	-	-	-	-	-	-
	United States, USA	1	-	-	-	-	-	1	-	-	-	-	-
	Syria	1	1	-	-	-	-	-	-	-	-	-	-
	Turkey	1	-	-	1	-	-	-	-	-	-	-	-
	TOTAL	477	14	67	179	1	60	111	14	28	3	0	0
AIRPORTS	Iran	2	-	-	2	-	-	-	-	-	-	-	-
	Ukraine	2	-	-	1	1	-	-	-	-	-	-	-
	Egypt	1	-	-	-	-	-	-	-	1	-	-	-
	Iraq	1	-	-	1	-	-	-	-	-	-	-	-
	Pakistan	1	-	-	1	-	-	-	-	-	-	-	-
	Palestine	1	-	-	-	-	-	-	-	1	-	-	-
	Russia	1	-	-	1	-	-	-	-	-	-	-	-
	TOTAL	9	0	0	6	1	0	0	0	2	0	0	0
TOTAL		486	14	67	185	2	60	111	14	30	3	0	0

Refusals of entry in 2014

		Reasons											
		Total	Refusal of entry										Refusal of entry to EU national
			A	B	C	D	E	F	G	H1	H2	I	
LAND BORDER	Ukraine	470	2	34	152	-	69	157	30	24	2	-	-
	Moldova	11	-	-	-	-	4	-	-	7	-	-	-
	Armenia	10	-	-	10	-	-	-	-	-	-	-	-
	Russia	5	-	-	4	-	-	1	-	-	-	-	-
	D. R. Congo	4	-	-	1	2	-	-	1	-	-	-	-
	Belarus	3	-	-	-	-	1	2	-	-	-	-	-
	Israel	2	-	-	-	-	-	1	-	1	-	-	-
	Serbia	2	-	1	-	-	-	-	-	1	-	-	-
	Benin	1	-	-	1	-	-	-	-	-	-	-	-
	India	1	-	-	-	-	-	-	1	-	-	-	-
	Canada	1	-	-	-	-	-	1	-	-	-	-	-
	Kuwait	1	-	-	1	-	-	-	-	-	-	-	-
	United States, USA	1	-	-	-	-	-	1	-	-	-	-	-
	TOTAL	512	2	35	169	2	74	163	32	33	2	0	0
AIRPORTS	Russia	2	-	-	-	-	1	-	1	-	-	-	-
	Albania	1	-	-	-	-	-	-	-	1	-	-	-
	Iraq	1	-	-	1	-	-	-	-	-	-	-	-
	Ukraine	1	1	-	-	-	-	-	-	-	-	-	-
	TOTAL	5	1	0	1	0	1	0	1	1	0	0	0
TOTAL		517	3	35	170	2	75	163	33	34	2	0	0

Refusal of entry of third country nationals in 2015 at the external land border by individual BCPs and reasons for refusal

		Reasons for refusal										
		Total	Thereof:									
			A	B	C	D	E	F	G	H1	H2	I
Ubl'a		119	1	2	73	-	15	23	1	3	1	-
Thereof:	Ukraine	118	-	2	73	-	15	23	1	3	1	-
	Syria	1	1	-	-	-	-	-	-	-	-	-
Vyšné Nemecké		293	11	65	86	-	21	82	3	23	2	-
Thereof:	Ukraine	277	9	64	80	-	21	78	3	20	2	-
	Moldova	5	1	-	-	-	-	1	-	3	-	-
	Georgia	3	-	1	1	-	-	1	-	-	-	-
	Congo	2	-	-	2	-	-	-	-	-	-	-
	Russia	2	1	-	1	-	-	-	-	-	-	-
	Armenia	1	-	-	1	-	-	-	-	-	-	-
	Belarus	1	-	-	-	-	-	1	-	-	-	-
	United States, USA	1	-	-	-	-	-	1	-	-	-	-
	Turkey	1	-	-	1	-	-	-	-	-	-	-
Veľké Slemence		49	2	-	11	-	24	2	10	-	-	-
Thereof:	Ukraine	49	2	-	11	-	24	2	10	-	-	-
Čierna nad Tisou		15	-	-	9	1	-	3	-	2	-	-
Thereof:	Ukraine	11	-	-	8	-	-	3	-	-	-	-
	Georgia	2	-	-	-	-	-	-	-	2	-	-
	Cameroon	1	-	-	1	-	-	-	-	-	-	-
	D. R. Congo	1	-	-	-	1	-	-	-	-	-	-
Mat'ovské Vojkovce		1	-	-	-	-	-	1	-	-	-	-
Thereof:	Ukraine	1	-	-	-	-	-	1	-	-	-	-
TOTAL		477	14	67	179	1	60	111	14	28	3	0

Refusal of entry of third country nationals in 2014 at the external land border by individual BCPs and reasons for refusal

		Reasons for refusal										
		Total	Thereof:									
			A	B	C	D	E	F	G	H1	H2	I
Ubl'a		121	-	3	65	-	22	18	7	4	2	-
Thereof:	Ukraine	116	-	3	62	-	22	18	7	2	2	-
	Russia	3	-	-	3	-	-	-	-	-	-	-
	Moldova	2	-	-	-	-	-	-	-	2	-	-
Vyšné Nemecké		247	1	31	84	-	20	76	8	27	-	-
Thereof:	Ukraine	226	1	30	83	-	15	70	7	20	-	-
	Moldova	9	-	-	-	-	4	-	-	5	-	-
	Belarus	3	-	-	-	-	1	2	-	-	-	-
	Israel	2	-	-	-	-	-	1	-	1	-	-
	Russia	2	-	-	1	-	-	1	-	-	-	-
	Serbia	2	-	1	-	-	-	-	-	1	-	-
	India	1	-	-	-	-	-	-	1	-	-	-
	Canada	1	-	-	-	-	-	1	-	-	-	-
	United States, USA	1	-	-	-	-	-	1	-	-	-	-
Veľké Slemence		55	1	-	4	-	32	1	16	1	-	-
Thereof:	Ukraine	55	1	-	4	-	32	1	16	1	-	-
Čierna nad Tisou		56	-	1	16	2	-	35	1	1	-	-
Thereof:	Ukraine	40	-	1	3	-	-	35	-	1	-	-
	Armenia	10	-	-	10	-	-	-	-	-	-	-
	D. R. Congo	4	-	-	1	2	-	-	1	-	-	-
	Benin	1	-	-	1	-	-	-	-	-	-	-
	Kuwait	1	-	-	1	-	-	-	-	-	-	-
Mat'ovské Vojkovce		33	-	-	-	-	-	33	-	-	-	-
Thereof:	Ukraine	33	-	-	-	-	-	33	-	-	-	-
TOTAL		512	2	35	169	2	74	163	32	33	2	0

Refusal of entry of third country nationals in 2015 at the external air border by individual BCPs and reasons for refusal

		Reasons for refusal										
		Total	Thereof:									
			A	B	C	D	E	F	G	H1	H2	I
Bratislava Airport		5	-	-	4	-	-	-	-	1	-	-
Thereof:	Iran	2	-	-	2	-	-	-	-	-	-	-
	Iraq	1	-	-	1	-	-	-	-	-	-	-
	Palestine	1	-	-	-	-	-	-	-	1	-	-
	Russia	1	-	-	1	-	-	-	-	-	-	-
Poprad Airport		0	-	-	-	-	-	-	-	-	-	-
Košice Airport		3	-	-	1	1	-	-	-	1	-	-
Thereof:	Egypt	1	-	-	-	-	-	-	-	1	-	-
	Pakistan	1	-	-	1	-	-	-	-	-	-	-
	Ukraine	1	-	-	-	1	-	-	-	-	-	-
small airports		1	-	-	1	-	-	-	-	-	-	-
Thereof:	Ukraine	1	-	-	1	-	-	-	-	-	-	-
TOTAL		9	0	0	6	1	0	0	0	2	0	0

Refusal of entry of third country nationals in 2014 at the external air border by individual BCPs and reasons for refusal

		Reasons for refusal										
		Total	Thereof:									
			A	B	C	D	E	F	G	H1	H2	I
Bratislava Airport		4	-	-	1	-	1	-	1	1	-	-
Thereof:	Russia	2	-	-	-	-	1	-	1	-	-	-
	Albania	1	-	-	-	-	-	-	-	1	-	-
	Iraq	1	-	-	1	-	-	-	-	-	-	-
Poprad Airport		0	-	-	-	-	-	-	-	-	-	-
Košice Airport		1	1	-	-	-	-	-	-	-	-	-
Thereof:	Ukraine	1	1	-	-	-	-	-	-	-	-	-
small airports		0	-	-	-	-	-	-	-	-	-	-
TOTAL		5	1	0	1	0	1	0	1	1	0	0

2.7 Facilitation of illegal immigration and trafficking in human beings

Documented cases of facilitation of illegal immigration and trafficking in human beings in: 2014 and 2015

		2014	2015
Facilitation of illegal immigration	Complaints/number of accused persons	40/24	65/53
	Facilitators/number of accused persons	81/52	98/82
	Migrants facilitated/apprehended	356/91	659/375
	Thereof:		
	for IBC and transit	369	429
	For illegal work	12	41
	For marriage of convenience	10	11
	For IS on the territory of the SR	-	178
Number of offences		78	96
Trafficking in human beings	Complaints/number of accused persons	14/9	20/10
	Offenders/persons accused	39/34	41/22
	Victims	53	67
	Number of offences	47	66
TOTAL	Complaints/number of accused persons	54/33	85/63
	Offenders, facilitators/persons accused	120/86	139/104
	Illegal migrants/victims	356/53	659/67
	Number of offences	125	162

Complaints for facilitation of illegal immigration made by NUCIM in 2015 by border sections

	Number of complaints	Number of facilitators	Number of accused facilitators	Number of facilitated migrants without facilitator	Number of facilitated migrants with facilitator	Number of migrants apprehended with facilitator/ without facilitator
External border in total	11	17	14	30	47	38/14
Land border	7	12	12	30	37	31/14
Land border (IBC by aerial vehicle § 357 CC)	2	3	-	-	6	6/0
Airports (non-Schengen flights)	2	2	2	-	4	1/0
Internal border in total	32	46	44	31	320	320/0
Austria	-	-	-	-	-	-
Hungary	32	46	44	31	320	320/0
Czech Republic	-	-	-	-	-	-
Poland	-	-	-	-	-	-
Airports (intra-Schengen flights)	-	-	-	-	-	-
Inland	17	29	18	217	9	0/3
In other EU member states	5	6	6	5	0	0/0
TOTAL	65	98	82	283	376	358/17

Nationality of facilitators and migrants in 2015 – facilitation of illegal immigration

Facilitators	
Nationality	Number
Bulgaria	3
India	1
Israel	1
Macedonia (FYROM)	3
Hungary	4
Moldova	2
Germany	4
Unknown (cases under investigation)	12
Kosovo	2
Poland	1
Austria	2
Romania	4
Russia	2
Slovakia	35
Serbia	4
United Kingdom	1
Syria	4
Turkey	1
Ukraine	12
TOTAL	98

Illegal migrants		
Nationality	Facilitated	Thereof apprehended
Armenia	2	-
Algeria	1	-
Afghanistan	75	72
Bangladesh	1	1
India	5	2
Iran	4	4
Iraq	197	41
Israel	15	-
Libya	1	1
Macedonia (FYROM)	1	-
Moldova	2	2
Kosovo	46	43
Pakistan	5	3
Russia	3	-
Serbia	3	-
Syria	236	187
Turkey	3	3
Ukraine	42	2
Viet Nam	17	14
TOTAL	659	375

Nationality of offenders and victims in 2015 – trafficking in human beings

Offenders	
Nationality	Number
Slovakia	29
Unknown (cases under investigation)	12
TOTAL	41

Victims	
Nationality	Number
Slovakia	67
- - -	-
TOTAL	67

2.7.1 Processing of cases of organized and criminal groups

Organized and criminal groups in cases processed by NUCIM in 2015

	Total number of complaints	Number of accused persons according complaints	Total number of facilitators, offenders	Number of accused facilitators, offenders
Facilitation of illegal immigration-organized group	2	2	9	9
Facilitation of illegal immigration - criminal group	-	-	-	-
Facilitation of illegal immigration - organized group - marriage of convenience	1	1	5	5
Trafficking in human beings § 179 CC - organized group	5	4	19	14
TOTAL	8	7	33	28

Facilitation of Illegal immigration and trafficking in human beings in 2015 disaggregated by individual offences as listed in criminal code

NUCIM	Total number of complaints	Number of accused cases in complaints	Number of suspects	Number of accused persons	Number of facilitated persons/victims	Offences	Value in €
Facilitation of illegal immigration - organized group § 355/2a, 3d, § 356 CC with reference to § 138/i CC	3	3	14	14	53	9	14 756, 00
Facilitation § 355/1, 2/a CC	40	36	54	50	373	42	47 119,00
Facilitation – illegal work § 356 CC	5	4	6	5	41	13	200 989,23
Facilitation – marriage of convenience § 356 CC	10	7	11	8	10	10	9 434,89
Facilitation – remain on illegal stay in the SR § 356 CC	5	3	11	5	178	20	1 394 706,60
Facilitation of illegal border crossing § 357 CC	2	-	2	-	4	2	-
Total	65	53	98	82	659	96	1 667 005,72
Trafficking in human beings – org. group § 179 CC with reference to §138/i CC	5	4	19	14	29	29	352 350,00
Trafficking in human beings § 179 CC	15	6	22	8	38	37	26 800,00
Total	20	10	41	22	67	66	379 150,00
TOTAL	85	63	139	104	726	162	2 046 155,72

Note:

Complaints – all initiatives leading to criminal prosecution according to Regulation of Ministry of Interior no. 53/2009 made by NUCIM,

Accused cases in complaints – The resolution of accusation according to § 206 of Criminal procedure code,

Facilitators – all suspects, in whose cases the criminal prosecution was launched according to § 199/1 of the Criminal procedure code,

Accused facilitators – all persons, who were accused of offence of facilitation according to § 206 of the Criminal procedure code,

Facilitated illegal migrants: persons who were documented in the resolution of accusation as illegal migrants according to § 355 of the Criminal code, or persons who were misused for illegal work, marriage of convenience according to § 356 of the Criminal code and forgery of public documents, official seals, official emblem and official mark according to § 352 of the Criminal code

Apprehended migrants: migrants apprehended after crossing the external border at the green border, at BCP, in vehicle or together with facilitators in vehicles, etc., who has used the assistance of the facilitator,

Offence – according to the Criminal code, the offence is also the partial attack of a continuing offense, unless expressly provided otherwise.

Trafficking in human beings - according to § 179 of the Criminal code,

Victims of Trafficking in human beings – persons whose instigators incite well-paid job abroad and upon arrival abuse them to another job (begging, selling toys, to marry a foreign national, possibly prostitution)

2.8 Return Policy and Persons Taken over to the SR

2.8.1 Readmission

Overview of persons handed and taken over according to Readmission Agreements in: 2014 and 2015

Country of readmission	2014				2015			
	Illegal migration		Other		Illegal migration		Other	
	Persons handed over (from SR)	Persons taken over (to SR)	Persons handed over (from SR)	Persons taken over (to SR)	Persons handed over (from SR)	Persons taken over (to SR)	Persons handed over (from SR)	Persons taken over (to SR)
Ukraine	116	-	-	-	112	-	-	-
Austria	2	3	-	-	-	-	-	-
Hungary	39	3	-	-	338	12	-	-
Czech Republic	3	36	2	1	3	376	1	1
Poland	-	12	-	-	-	20	-	-
Switzerland	-	-	-	2	-	-	-	1
France	-	-	-	1	-	-	-	-
TOTAL	160	54	2	4	453	408	1	2

Note:

Illegal migration – this category includes handed over and taken over persons within the reference period regardless the period in which they were apprehended for illegal migration by authority of the SR or other country.

Other – this category includes handed over and taken over persons according readmission agreements within the reference period who were not apprehended for illegal migration on the territory of the SR and at the time of readmission their stay in the SR or other member state of the EU was legal.

„Persons handed over (from SR)“ – this category includes persons, who were sentenced for a crime that is not regarded to illegal migration (i.e. theft) and who were sentenced to judicial expulsion and they were handed over to the territory of other EU member state, where they were permitted to stay.

„Persons taken over (to SR)“ – this category includes persons, who were returned from other EU member state and they are permitted to stay on the territory of the SR.

Overview of persons handed over from the SR according to Readmission Agreements related illegal migration in 2015

Nationality	Total	Thereof:				
		Ukraine	Austria	Hungary	Czech Republic	Poland
Syria	200	8	-	192	-	-
Afghanistan	97	33	-	64	-	-
Iraq	26	5	-	21	-	-
Kosovo	25	-	-	25	-	-
Stateless	19	-	-	19	-	-
Georgia	12	12	-	-	-	-
Somalia	11	11	-	-	-	-
Russia	10	9	-	1	-	-
Ukraine	10	10	-	-	-	-
Moldova	7	7	-	-	-	-
Pakistan	7	1	-	4	2	-
Armenia	5	5	-	-	-	-
Bangladesh	5	3	-	2	-	-
Viet Nam	5	5	-	-	-	-
Iran	3	-	-	3	-	-
Democratic People's Republic of Korea	3	-	-	3	-	-
Turkey	2	2	-	-	-	-
Algeria	1	-	-	1	-	-
Egypt	1	-	-	1	-	-
Gambia	1	-	-	-	1	-
Kazakhstan	1	1	-	-	-	-
Morocco	1	-	-	1	-	-
Sudan	1	-	-	1	-	-
TOTAL	453	112	0	338	3	0

Overview of persons handed over from the SR according to Readmission Agreements related illegal migration in 2014

Nationality	Total	Thereof:				
		Ukraine	Austria	Hungary	Czech Republic	Poland
Afghanistan	71	70	-	1	-	-
Syria	24	9	-	15	-	-
Kosovo	13	-	-	13	-	-
Viet Nam	10	9	-	1	-	-
Ukraine	7	7	-	-	-	-
Georgia	5	5	-	-	-	-
Palestine	5	5	-	-	-	-
Somalia	4	4	-	-	-	-
China (PRC)	3	-	-	2	1	-
Russia	3	1	2	-	-	-
Turkey	3	1	-	1	1	-
Bangladesh	2	2	-	-	-	-
Angola	1	1	-	-	-	-
Stateless	1	-	-	-	1	-
Bosnia and Herzegovina	1	-	-	1	-	-
D. R. Congo	1	1	-	-	-	-
Colombia	1	-	-	1	-	-
Cuba	1	-	-	1	-	-
Libya	1	-	-	1	-	-
Mongolia	1	-	-	1	-	-
Pakistan	1	-	-	1	-	-
Tajikistan	1	1	-	-	-	-
TOTAL	160	116	2	39	3	0

Overview of persons taken over to the SR according to Readmission Agreements related illegal migration in 2015

Nationality	Total	Thereof:				
		Ukraine	Austria	Hungary	Czech Republic	Poland
Syria	191	-	-	11	172	8
Afghanistan	106	-	-	-	106	-
Iraq	29	-	-	-	23	6
Stateless	27	-	-	-	23	4
Pakistan	19	-	-	-	19	-
Kosovo	17	-	-	-	16	1
Democratic People's Republic of Korea	3	-	-	-	3	-
Ukraine	3	-	-	-	3	-
Bangladesh	2	-	-	-	2	-
Iran	2	-	-	-	2	-
Russia	2	-	-	1	1	-
Algeria	1	-	-	-	1	-
Eritrea	1	-	-	-	1	-
Ghana	1	-	-	-	1	-
Mali	1	-	-	-	1	-
Morocco	1	-	-	-	1	-
Lebanon	1	-	-	-	-	1
Tunisia	1	-	-	-	1	-
TOTAL	408	0	0	12	376	20

Overview of persons taken over to the SR according to Readmission Agreements related illegal migration in 2014

Nationality	Total	Thereof:				
		Ukraine	Austria	Hungary	Czech Republic	Poland
Syria	15	-	-	-	5	10
Kosovo	14	-	-	-	14	-
Afghanistan	3	-	-	-	3	-
Algeria	2	-	1	-	1	-
China (PRC)	2	-	-	-	2	-
Serbia	2	-	2	-	-	-
Turkey	2	-	-	1	1	-
Ukraine	2	-	-	-	2	-
Albania	1	-	-	-	-	1
Stateless	1	-	-	1	-	-
Bosnia and Herzegovina	1	-	-	-	1	-
Canada	1	-	-	-	-	1
Colombia	1	-	-	-	1	-
Libya	1	-	-	-	1	-
Macedonia (FYROM)	1	-	-	-	1	-
Mongolia	1	-	-	-	1	-
Namibia	1	-	-	1	-	-
Pakistan	1	-	-	-	1	-
Central African Republic	1	-	-	-	1	-
Viet Nam	1	-	-	-	1	-
TOTAL	54	0	3	3	36	12

2.8.2 Voluntary returns

Overview of effective voluntary returns in 2015 by country of return and Project type

Country of return	Total	Thereof:		
		Project „C“	Project „F“	Project „G“
Kosovo	59*	4	-	55
Iraq	15	15	-	-
Afghanistan	2	2	-	-
Brasilia	2	-	-	2
China (PRC)	2	-	-	2
Somalia	2	1	-	1
Tunisia	2	1	-	1
Philippines	1	1	-	-
Georgia	1	-	-	1
India	1	1	-	-
Iran	1	-	-	1
Lebanon	1	1	-	-
Palestine	1	1	-	-
Sudan	1	1	-	-
Viet Nam	1	-	-	1
TOTAL	92	28	0	64

*This category includes 11 Kosovo nationals, who have abused the Assisted voluntary return program (actually they did not return to their country of origin).

Overview of effective voluntary returns in 2014 by country of return and Project type

Country of return	Total	Thereof:		
		Project „C“	Project „F“	Project „G“
Viet Nam	11	-	-	11
Ukraine	10	-	6	4
India	6	-	4	2
Georgia	3	-	-	3
Iraq	3	-	-	3
Macedonia (FYROM)	3	-	1	2
Mexico	3	-	2	1
Moldova	3	-	2	1
Kenya	2	-	-	2
Russia	2	-	1	1
Turkey	2	-	1	1
Afghanistan	1	-	1	-
Brasilia	1	-	1	-
China (PRC)	1	-	1	-
Egypt	1	-	-	1
Namibia	1	-	1	-
Nigeria	1	-	1	-
Kosovo	1	-	-	1
Pakistan	1	-	1	-
Serbia	1	-	-	1
TOTAL	57	0	23	34

Data submitted by: IOM

Note:

Voluntary returns – this category includes returns of aliens from Police Detention Centers for Aliens, from asylum institutions of the Migration Office of MOI SR and aliens on the territory of the SR, who are not staying in facilities of MOI SR.

Project „C“ - Cooperation Agreement between the International Organization for Migration and the Ministry of Interior of the Slovak Republic to assist the return of unsuccessful asylum seekers and illegal migrants to their country of origin..

Project „F“– Voluntary return and reintegration in country of origin (implementation 1.5.2013 – 31.5.2014)

Project „G“– Voluntary return and reintegration in country of origin (implementation 1.6.2014 – 31.5.2015)

2.8.3 Dublin transfers

Effective Dublin transfers according to the Regulation (EU) No. 604/2013 in: 2014 and 2015

	2014	2015
Persons taken over to the SR	98	64
Persons handed over from the SR	45	348

Note:

This table regards persons handed over and taken over within the reference period regardless the period in which they were apprehended for illegal migration by authority of the SR or other country.

Effective transfers according to the Dublin Regulation – if the SR hands over (returns) the third country national to other member state, that is competent for decision in asylum procedure, or the SR takes over the third country national from other member state, as SR is competent for decision in asylum procedure.

Persons taken over to the SR from individual countries according to the Dublin regulation in 2015 disaggregated by nationality

Nationality	Total	taken over from:											
		AT	FI	DE	GB	NO	DK	SE	BE	CZ	CH	IS	NL
Iraq	13	-	1	3	-	-	-	5	4	-	-	-	-
Ukraine	10	5	-	-	-	-	-	2	1	-	2	-	-
India	6	-	-	-	4	-	-	-	2	-	-	-	-
Russia	6	1	-	-	-	-	-	1	-	-	-	4	-
Afghanistan	4	3	-	-	-	-	-	-	1	-	-	-	-
Georgia	4	-	-	-	-	-	-	-	-	-	3	-	1
Iran	4	-	-	2	-	1	1	-	-	-	-	-	-
Armenia	3	3	-	-	-	-	-	-	-	-	-	-	-
Somalia	2	-	-	2	-	-	-	-	-	-	-	-	-
Syria	2	-	-	2	-	-	-	-	-	-	-	-	-
Viet Nam	2	-	-	-	1	-	-	-	-	1	-	-	-
China (PRC)	1	-	-	-	1	-	-	-	-	-	-	-	-
Cuba	1	-	-	-	-	-	-	-	-	1	-	-	-
Moldova	1	1	-	-	-	-	-	-	-	-	-	-	-
Pakistan	1	-	-	-	-	-	-	-	1	-	-	-	-
Palestine	1	-	-	-	-	-	-	1	-	-	-	-	-
Sudan	1	1	-	-	-	-	-	-	-	-	-	-	-
Uganda	1	-	-	-	-	-	-	-	-	-	-	-	1
Uzbekistan	1	-	-	-	-	1	-	-	-	-	-	-	-
TOTAL	64	14	1	9	6	2	1	9	9	2	5	4	2

Persons taken over to the SR from individual countries according to the Dublin regulation in 2014 disaggregated by nationality

Nationality	Total	taken over from:											
		AT	FI	DE	GB	NO	DK	SE	BE	CZ	CH	FR	NL
Afghanistan	16	6	-	3	-	6	-	-	-	-	-	1	-
Ukraine	12	9	-	-	-	-	-	-	1	1	-	-	1
Somalia	11	-	-	5	-	4	1	1	-	-	-	-	-
Georgia	10	1	-	3	-	-	-	3	-	-	1	1	1
India	10	-	-	1	8	-	-	-	1	-	-	-	-
Eritrea	6	-	-	3	-	-	-	2	-	-	1	-	-
Iraq	6	-	3	-	-	-	-	1	-	-	-	-	2
Mongolia	4	-	-	3	1	-	-	-	-	-	-	-	-
Russia	4	3	-	-	-	-	-	-	-	-	1	-	-
Sudan	3	3	-	-	-	-	-	-	-	-	-	-	-
Syria	3	-	-	1	-	-	1	-	-	1	-	-	-
Kazakhstan	2	1	-	-	-	-	-	-	-	1	-	-	-
Moldova	2	1	-	1	-	-	-	-	-	-	-	-	-
Pakistan	2	-	1	-	-	-	-	-	-	-	-	-	1
Viet Nam	2	-	-	-	-	-	-	-	-	2	-	-	-
Belarus	1	-	-	-	-	1	-	-	-	-	-	-	-
Iran	1	-	1	-	-	-	-	-	-	-	-	-	-
Nigeria	1	-	-	-	-	-	-	-	-	1	-	-	-
Tajikistan	1	1	-	-	-	-	-	-	-	-	-	-	-
Uganda	1	-	1	-	-	-	-	-	-	-	-	-	-
TOTAL	98	25	6	20	9	11	2	7	2	6	3	2	5

Persons handed over from the SR from individual countries according to the Dublin regulation in 2015 disaggregated by nationality

Nationality	Total	handed over to:						
		AT	BG	DE	HU	IT	FI	CZ
Kosovo	96	-	-	-	96	-	-	-
Afghanistan	82	-	-	-	82	-	-	-
Syria	66	1	1	-	64	-	-	-
Iraq	22	-	1	1	20	-	-	-
Pakistan	19	-	-	-	18	-	1	-
Bangladesh	13	-	-	-	13	-	-	-
Sudan	8	-	-	-	7	1	-	-
Iran	7	-	-	-	7	-	-	-
Algeria	5	-	1	-	4	-	-	-
Serbia	5	-	-	-	5	-	-	-
Cuba	4	-	-	-	4	-	-	-
Ghana	3	-	-	-	3	-	-	-
Côte d'Ivoire	3	-	-	-	3	-	-	-
India	2	2	-	-	-	-	-	-
Macedonia (FYROM)	2	-	-	1	1	-	-	-
Nigeria	2	1	-	-	1	-	-	-
Burkina	1	-	-	-	1	-	-	-
Eritrea	1	-	-	-	1	-	-	-
Gambia	1	-	1	-	-	-	-	-
Guinea	1	-	-	-	1	-	-	-
Haiti	1	-	-	-	1	-	-	-
Cameroon	1	-	-	-	1	-	-	-
Palestine	1	-	-	-	1	-	-	-
Senegal	1	-	-	-	1	-	-	-
Ukraine	1	-	-	-	-	-	-	1
TOTAL	348	4	4	2	335	1	1	1

Persons handed over from the SR from individual countries according to the Dublin regulation in 2014 disaggregated by nationality

Nationality	Total	handed over to:						
		AT	BG	DE	FR	HU	IT	NL
Syria	21	-	14	-	-	7	-	-
Afghanistan	7	1	2	-	-	4	-	-
Kosovo	4	-	-	1	-	3	-	-
Cuba	3	-	-	-	-	3	-	-
Gambia	2	-	-	-	-	2	-	-
Nigeria	2	1	-	-	-	-	-	1
Guinea	1	-	-	-	-	1	-	-
Iran	1	-	-	-	-	-	1	-
Palestine	1	-	-	-	-	1	-	-
Sudan	1	-	-	-	1	-	-	-
Somalia	1	-	-	1	-	-	-	-
Tunisia	1	1	-	-	-	-	-	-
TOTAL	45	3	16	2	1	21	1	1

AT- Austria
DE - Germany
CH – Switzerland
GB – United Kingdom
CZ – Czech Republic
BE – Belgium

DK – Denmark
SE – Sweden
FI – Finland
FR – France
NL - Netherlands
NO – Norway

IS - Iceland
HU – Hungary
BG – Bulgaria
IT – Italy

2.8.4 Police Detention Centers for Aliens Units

Number of placed aliens (real number of persons) and outcomes of detention within the PDCA – return, release

		Total	PDCA Medved'ov	PDCA Sečovce
1	Number of placed persons from the previous period remaining detained on the 1.1.2015 (stock)	98	43	55
2	Number of persons placed during 2015*	1 058	543	515
3	Number of placed persons remaining detained on the 31.12.2015 (stock)	48	33	15
Number of released/returned persons from PDCA during 2015 (1+2-3)		1 108	553	555
Thereof**:	Readmission	341	190	151
	Dublin	348	156	192
	AVR	78	32	46
	Other way of return	61	41	20
	Released	280	134	146
Number of persons, who have applied for asylum during their detention in PDCA		20	4	16

*one person is counted only once in respective PDCA, regardless number of their placement (release, new detention, repeated placement),

**one person is counted only once in PDCA according the respective disaggregation, e. g. if the return was carried out according the readmission agreement, the person is counted only in the category "Readmission", not in the category "Other way of return"; or if the person was released and has been detained again, the repeated placement is not counted.

Number of aliens released/removed from PDCA Medved'ov in 2015 by their nationality

Nationality	Number of released/returned aliens	Readmission	Dublin	AVR	Other way of return	Released
Syria	193	110	24	-	-	59
Afghanistan	98	36	26	2	-	34
Kosovo	71	12	40	17	1	1
Iraq	35	18	3	10	1	3
Pakistan	35	5	16	-	1	13
Bangladesh	17	2	9	-	-	6
Ukraine	15	-	-	-	14	1
Algeria	9	1	5	-	2	1
India	9	-	2	-	2	5
Sudan	9	1	7	-	-	1
Macedonia (FYROM)	7	-	2	-	3	2
Viet Nam	6	-	-	-	6	-
Iran	5	1	4	-	-	-
Russia	5	1	-	-	3	1
Ghana	4	-	3	-	-	1
Cuba	4	-	4	-	-	-
Côte d'Ivoire	3	-	3	-	-	-
Serbia	3	-	1	-	2	-
Bosnia and Herzegovina	2	-	-	-	1	1
Gambia	2	1	1	-	-	-
Cameroon	2	-	1	-	1	-
Palestine	2	-	1	-	-	1
Belarus	1	-	-	-	1	-
Burkina	1	-	1	-	-	-
China (PRC)	1	-	-	1	-	-
Egypt	1	1	-	-	-	-
Guinea	1	-	1	-	-	-
Haiti	1	-	1	-	-	-
Jordan	1	-	-	-	1	-
Kazakhstan	1	-	-	-	1	-
Congo	1	-	-	-	-	1
Lebanon	1	-	-	1	-	-
Mali	1	-	-	-	-	1
Morocco	1	1	-	-	-	-
Moldova	1	-	-	-	1	-
Niger	1	-	-	-	-	1
Nigeria	1	-	-	-	-	1
Senegal	1	-	1	-	-	-
Tunisia	1	-	-	1	-	-
TOTAL	553	190	156	32	41	134

Number of aliens released/removed from PDCA Sečovce in 2015 by their nationality

Nationality	Number of released/returned aliens	Readmission	Dublin	AVR	Other way of return	Released
Syria	243	95	42	-	-	106
Kosovo	112	14	56	42	-	-
Afghanistan	100	29	56	-	-	15
Iraq	22	2	19	1	-	-
Stateless	13	6	-	-	-	7
Pakistan	12	1	3	-	-	8
Ukraine	9	-	1	-	8	-
Bangladesh	7	-	4	-	-	3
India	6	-	-	1	2	3
Georgia	5	-	-	1	4	-
Serbia	5	-	4	-	1	-
Iran	4	1	3	-	-	-
Democratic People's Republic of Korea	3	3	-	-	-	-
Cameroon	2	-	-	-	-	2
Nigeria	2	-	2	-	-	-
Algeria	1	-	-	-	1	-
Eritrea	1	-	1	-	-	-
Moldova	1	-	-	-	1	-
Mongolia	1	-	-	-	1	-
Russia	1	-	-	-	1	-
Saudi Arabia	1	-	-	-	1	-
Somalia	1	-	-	1	-	-
Sudan	1	-	1	-	-	-
Uganda	1	-	-	-	-	1
Viet Nam	1	-	-	-	-	1
TOTAL	555	151	192	46	20	146

Activities of PDCA Medved'ov/Sečovce in: 2014 and 2015

Activity of PDCA	PDCA Medved'ov		PDCA Sečovce	
	2014	2015	2014	2015
Number of placements	217	652	194	747
Number of releases	46	237	105	323
Applications for issue of ETD	34	69	-	-
Applications for issue of ETD for other units	64	79	-	-
Number of ETDs issued for PDCA	26	50	-	-
Number of ETDs issued for other units	18	37	-	-
Escorts related to conducted returns	74	108	27	71
Removal by air with escort	10	9	9	12
Other escorts	223	154	178	231
Transports (from CZE to UKR)	31	8	-	-
Assistance by transport from AUT to POL	1	2	-	-

Note:

Number of placements: number of all placements (one person may be listed more than once),

Number of releases: number of releases according § 90/2/b of Act on stay of aliens or due to reason of relocation to other PDCA (one person may be listed more than once).

2.8.5 Return decisions and effective returns

Overview of return decisions issued in 2015

Nationality	Total	Illegal migration		Other	
		AR	JR	AR	JR
Ukraine	779	622	150	5	2
Syria	250	250	-	-	-
Afghanistan	129	127	2	-	-
Kosovo	92	91	1	-	-
Iraq	55	55	-	-	-
Russia	36	32	3	1	-
Serbia	31	26	1	4	-
Pakistan	27	27	-	-	-
Stateless	25	25	-	-	-
Macedonia (FYROM)	22	17	2	3	-
Georgia	17	16	-	1	-
Moldova	15	13	2	-	-
Viet Nam	15	13	2	-	-
India	14	10	4	-	-
Somalia	13	13	-	-	-
Turkey	13	12	-	1	-
United States, USA	11	11	-	-	-
Poland	9	1	-	6	2
Czech Republic	8	-	-	8	-
China (PRC)	8	8	-	-	-
Canada	8	8	-	-	-
Romania	8	1	1	6	-
Algeria	7	4	1	-	2
Bangladesh	7	7	-	-	-
Iran	7	5	2	-	-
Korean Republic	7	6	-	1	-
Armenia	6	6	-	-	-
Brasilia	6	6	-	-	-
Bulgaria	6	-	-	5	1
Senegal	6	6	-	-	-
Egypt	4	4	-	-	-
Libya	4	4	-	-	-
Hungary	4	-	2	2	-
Albania	3	2	1	-	-
Argentina	3	3	-	-	-
Belarus	3	2	1	-	-
Bosnia and Herzegovina	3	3	-	-	-
Philippines	3	3	-	-	-



continued overleaf



continued from previous page(2015)

Nationality	Total	Illegal migration		Other	
		AR	JR	AR	JR
Democratic People's Republic of Korea	3	3	-	-	-
Lebanon	3	3	-	-	-
Germany	3	-	1	2	-
Nigeria	3	3	-	-	-
Saudi Arabia	3	3	-	-	-
Tunisia	3	3	-	-	-
Australia	2	2	-	-	-
Cameroon	2	1	-	1	-
Kazakhstan	2	2	-	-	-
Congo	2	2	-	-	-
Morocco	2	2	-	-	-
Mexico	2	2	-	-	-
Palestine	2	1	-	1	-
Austria	2	-	-	-	2
Saint Kitts and Nevis	2	2	-	-	-
Azerbaijan	1	1	-	-	-
Eritrea	1	1	-	-	-
France	1	-	-	1	-
Gambia	1	1	-	-	-
Ghana	1	1	-	-	-
Guinea	1	1	-	-	-
Croatia	1	-	-	1	-
Israel	1	1	-	-	-
Jordan	1	1	-	-	-
Kenya	1	1	-	-	-
D. R. Congo	1	1	-	-	-
Cuba	1	1	-	-	-
Lithuania	1	-	-	-	1
Mali	1	1	-	-	-
Mongolia	1	1	-	-	-
Unknown nationality	1	1	-	-	-
Nepal	1	1	-	-	-
Sudan	1	1	-	-	-
Turkmenistan	1	1	-	-	-
Uzbekistan	1	1	-	-	-
TOTAL	1 720	1 485	176	49	10

Overview of return decisions issued in 2014

Nationality	Total	Illegal migration		Other	
		AR	JR	AR	JR
Ukraine	501	413	74	12	2
Afghanistan	75	75	-	-	-
Serbia	34	30	-	3	1
Viet Nam	31	31	-	-	-
Russia	29	26	2	1	-
Syria	25	25	-	-	-
Kosovo	22	20	1	1	-
China (PRC)	21	18	1	2	-
Libya	18	18	-	-	-
Georgia	15	15	-	-	-
Korean Republic	14	13	-	1	-
Hungary	13	-	8	5	-
Romania	13	-	1	11	1
United States, USA	13	13	-	-	-
Czech Republic	12	-	-	9	3
Macedonia (FYROM)	12	12	-	-	-
Pakistan	10	9	-	1	-
Palestine	10	10	-	-	-
India	9	9	-	-	-
Nigeria	9	9	-	-	-
Turkey	8	7	-	1	-
Bangladesh	7	7	-	-	-
Belarus	7	7	-	-	-
Bosnia and Herzegovina	7	6	1	-	-
Thailand	7	7	-	-	-
Algeria	6	5	1	-	-
Brasilia	6	6	-	-	-
Moldova	6	6	-	-	-
Bulgaria	5	-	-	5	-
Canada	5	5	-	-	-
Saudi Arabia	5	5	-	-	-
Somalia	5	5	-	-	-
Albania	4	2	2	-	-
Iraq	4	4	-	-	-
Israel	4	3	1	-	-
Eritrea	3	3	-	-	-
Iran	3	3	-	-	-
D. R. Congo	3	3	-	-	-
Mexico	3	3	-	-	-



continued overleaf



continued from previous page(2014)

Nationality	Total	Illegal migration		Other	
		AR	JR	AR	JR
Angola	2	2	-	-	-
Australia	2	2	-	-	-
Chile	2	1	-	1	-
Egypt	2	2	-	-	-
Gambia	2	2	-	-	-
Kazakhstan	2	2	-	-	-
Kenya	2	2	-	-	-
Colombia	2	2	-	-	-
Poland	2	-	-	2	-
Central African Republic	2	2	-	-	-
Tunisia	2	1	-	1	-
Argentina	1	-	-	1	-
Armenia	1	1	-	-	-
Azerbaijan	1	-	-	1	-
Belgium	1	-	-	1	-
Botswana	1	1	-	-	-
Montenegro	1	1	-	-	-
Philippines	1	1	-	-	-
Greece	1	-	-	1	-
Hong-Kong	1	1	-	-	-
Japan	1	1	-	-	-
Comoros	1	1	-	-	-
Cuba	1	1	-	-	-
Lebanon	1	-	-	1	-
Morocco	1	1	-	-	-
Mongolia	1	1	-	-	-
Germany	1	-	-	1	-
Namibia	1	1	-	-	-
Niger	1	-	1	-	-
Côte d'Ivoire	1	1	-	-	-
Senegal	1	1	-	-	-
Tajikistan	1	1	-	-	-
TOTAL	1 027	865	93	62	7

Note:

Overview contains information on to how many aliens a decision on removal (AR or JR) was issued during the reference period, regardless of when they have been detained.

- **Illegal migration AR/JR** – aliens to whom the decision on administrative or judicial removal (AR, JR) was issued for the reasons related to illegal migration (illegal border crossing and illegal stay)
- **Other** – aliens to whom a decision on administrative or judicial removal (AR, JR) has been issued for the reasons, which do not relate to illegal migration (breach or not fulfilling general legal conditions with no connections to illegal migration).

Nationality of each alien in the overview is that one, he/she reported during removal procedure in the SR

Overview of effective returns from the SR in 2015

Nationality	Total	AR		JR	
		of illegal migration	other	of illegal migration	other
Ukraine	749	593	4	151	1
Syria	153	153	-	-	-
Afghanistan	80	78	-	2	-
Kosovo	75	74	-	1	-
Iraq	25	25	-	-	-
Russia	23	19	-	4	-
Stateless	19	19	-	-	-
Georgia	17	17	-	-	-
Moldova	15	13	-	2	-
Somalia	13	13	-	-	-
Viet Nam	12	8	-	4	-
Pakistan	7	7	-	-	-
Bangladesh	6	6	-	-	-
Serbia	6	4	1	1	-
Armenia	5	5	-	-	-
India	5	4	-	1	-
Iran	5	3	-	2	-
Algeria	4	1	-	1	2
Macedonia (FYROM)	4	2	-	2	-
China (PRC)	3	3	-	-	-
Democratic People's Republic of Korea	3	3	-	-	-
Belarus	2	1	-	1	-
Brasilia	2	2	-	-	-
Kazakhstan	2	2	-	-	-
Hungary	2	-	-	2	-
Austria	2	-	-	-	2
Tunisia	2	2	-	-	-
Turkey	2	2	-	-	-
Albania	1	-	-	1	-
Azerbaijan	1	1	-	-	-
Bosnia and Herzegovina	1	-	-	1	-
Bulgaria	1	-	-	-	1
Czech Republic	1	-	-	-	1
Gambia	1	1	-	-	-
Jordan	1	1	-	-	-
Cameroon	1	1	-	-	-
Lebanon	1	1	-	-	-
Lithuania	1	-	-	-	1
Morocco	1	1	-	-	-
Mongolia	1	-	-	1	-
Germany	1	-	-	1	-
Romania	1	-	-	1	-
Saudi Arabia	1	1	-	-	-
Sudan	1	1	-	-	-
Turkmenistan	1	1	-	-	-
Uzbekistan	1	1	-	-	-
TOTAL	1 261	1 069	5	179	8

Note:

The overview contains number of all executions of decisions of administrative or judiciary removal from the SR (process of return of alien – regardless whether voluntary or forced), that took place within the reference period, regardless when the person has been apprehended and regardless, when the decision was issued. The overview also contains executions of removal decisions issued by other Member State. The nationality listed is that one valid by the time of execution of the decision.

Overview of effective returns from the SR in 2015

Nationality	Total	AR		JR	
		of illegal migration	other	of illegal migration	other
Ukraine	468	381	8	77	2
Afghanistan	71	71	-	-	-
Viet Nam	27	23	-	4	-
Syria	23	23	-	-	-
Kosovo	19	17	1	1	-
Russia	16	14	-	2	-
Georgia	13	13	-	-	-
Hungary	8	-	-	8	-
India	6	6	-	-	-
Moldova	6	6	-	-	-
Palestine	6	6	-	-	-
China (PRC)	5	4	-	1	-
Turkey	5	5	-	-	-
Macedonia (FYROM)	4	3	-	1	-
Somalia	4	4	-	-	-
Belarus	3	3	-	-	-
Iraq	3	3	-	-	-
Mexico	3	3	-	-	-
Angola	2	2	-	-	-
Albania	2	-	-	2	-
Bangladesh	2	2	-	-	-
Bosnia and Herzegovina	2	2	-	-	-
Czech Republic	2	-	-	-	2
Kenya	2	2	-	-	-
Libya	2	2	-	-	-
Nigeria	2	1	-	1	-
Pakistan	2	2	-	-	-
Serbia	2	1	-	-	1
Brasilia	1	1	-	-	-
Egypt	1	1	-	-	-
Gambia	1	1	-	-	-
Iran	1	1	-	-	-
Israel	1	-	-	1	-
Colombia	1	1	-	-	-
D. R. Congo	1	1	-	-	-
Mongolia	1	1	-	-	-
Namibia	1	1	-	-	-
Romania	1	-	-	1	-
Saudi Arabia	1	1	-	-	-
Senegal	1	1	-	-	-
United States, USA	1	1	-	-	-
Tajikistan	1	1	-	-	-
Tunisia	1	1	-	-	-
TOTAL	725	612	9	99	5

Effective returns from the territory of the SR disaggregated by country of return in: 2014 and 2015

	Total	OF ILLEGAL MIGRATION		OTHER	
		To third country	To Member State	To third country	To Member State
2014	725	667	44	11	3
2015	1 261	979	269	5	8

Effective returns of illegal migrants from the territory of the SR to third country in 2015 by the type of return

Nationality	Total	FORCED RETURNS		VOLUNTARY RETURNS		
		To Ukraine	By air	Voluntary departure		AVR (IOM)
				After fulfilling obligation to leave the SR	At BCPs - departing from the SR	
Ukraine	742	165	-	56	521	-
Kosovo	49	-	1	-	-	48
Afghanistan	35	33	-	-	-	2
Iraq	21	5	1	-	-	15
Russia	20	12	2	2	4	-
Georgia	17	12	4	-	-	1
Moldova	15	9	2	-	4	-
Somalia	13	11	-	-	-	2
Viet Nam	12	5	6	-	-	1
Syria	8	8	-	-	-	-
Armenia	5	5	-	-	-	-
India	5	-	4	-	-	1
Macedonia (FYROM)	4	-	3	-	1	-
Bangladesh	3	3	-	-	-	-
Serbia	3	-	3	-	-	-
Belarus	2	-	1	-	1	-
Brasilia	2	-	-	-	-	2
China (PRC)	2	-	-	-	-	2
Kazakhstan	2	1	1	-	-	-
Hungary	2	2	-	-	-	-
Pakistan	2	1	1	-	-	-
Tunisia	2	-	-	-	-	2
Turkey	2	2	-	-	-	-
Algeria	1	-	1	-	-	-
Azerbaijan	1	-	-	-	1	-
Bosnia and Herzegovina	1	-	1	-	-	-
Iran	1	-	-	-	-	1
Cameroon	1	-	1	-	-	-
Lebanon	1	-	-	-	-	1
Mongolia	1	-	1	-	-	-
Romania	1	1	-	-	-	-
Saudi Arabia	1	-	1	-	-	-
Turkmenistan	1	-	-	-	1	-
Uzbekistan	1	-	-	1	-	-
TOTAL	979	275	34	59	533	78

Effective returns of illegal migrants from the territory of the SR to third country in 2014 by the type of return

Nationality	Total	FORCED RETURNS		VOLUNTARY RETURNS		
		To Ukraine	By air	Voluntary departure		AVR (IOM)
				After fulfilling obligation to leave the SR	at BCPs - departing from the SR	
Ukraine	458	102	-	56	290	10
Afghanistan	70	70	-	-	-	-
Viet Nam	26	9	6	-	-	11
Russia	14	2	-	1	9	2
Georgia	13	5	5	-	-	3
Syria	11	11	-	-	-	-
Hungary	7	7	-	-	-	-
India	6	-	-	-	-	6
Moldova	6	2	-	-	1	3
Palestine	6	5	1	-	-	-
Macedonia (FYROM)	4	-	1	-	-	3
Kosovo	4	-	3	-	-	1
Somalia	4	4	-	-	-	-
Turkey	4	1	1	-	-	2
Belarus	3	-	-	-	3	-
Iraq	3	-	-	-	-	3
Mexico	3	-	-	-	-	3
Albania	2	-	2	-	-	-
Angola	2	1	1	-	-	-
Bangladesh	2	2	-	-	-	-
China (PRC)	2	-	1	-	-	1
Kenya	2	-	-	-	-	2
Nigeria	2	-	1	-	-	1
Bosnia and Herzegovina	1	-	1	-	-	-
Brasilia	1	-	-	-	-	1
Egypt	1	-	-	-	-	1
Israel	1	-	1	-	-	-
D. R. Congo	1	1	-	-	-	-
Libya	1	-	1	-	-	-
Namibia	1	-	-	-	-	1
Pakistan	1	-	-	-	-	1
Romania	1	1	-	-	-	-
Senegal	1	-	-	1	-	-
United States, USA	1	-	-	1	-	-
Serbia	1	-	-	-	-	1
Tajikistan	1	1	-	-	-	-
TOTAL	667	224	25	59	303	56

Notes:

Forced return to the third country is execution of decision on administrative or judiciary removal by the escort carried out by the unit of PF: a) to Ukraine or b) by air to the third country. This kind of execution of decision can also be a readmission, if the person is handed over according the readmission agreement.

Voluntary departure to the third country is: a) voluntary fulfilling the obligation to leave the territory of the SR within the period mentioned in the decision on AR due to IS detected inland (fulfilling of obligation is recorded at the BCP; or b) leave of the territory of the SR due to IS detected at the BCP at departure from SR, for which a decision on AR has been issued.

11 Kosovo nationals, who have abused the AVR program, are not listed in 2015 overview, since they did not return to their country of origin.

Effective returns of illegal migrants from the territory of the SR to other Member State in 2015 by the type of return

Nationality	Total	Readmission	Dublin regulation	Other
Syria	145	145	-	-
Afghanistan	45	43	2	-
Kosovo	26	23	3	-
Stateless	19	19	-	-
Pakistan	5	5	-	-
Iraq	4	4	-	-
Iran	4	2	2	-
Bangladesh	3	2	1	-
Democratic People's Republic of Korea	3	3	-	-
Russia	3	1	-	2
Serbia	2	-	-	2
Ukraine	2	-	-	2
Albania	1	-	-	1
Algeria	1	1	-	-
China (PRC)	1	-	-	1
Gambia	1	1	-	-
Jordan	1	-	-	1
Morocco	1	1	-	-
Germany	1	-	-	1
Sudan	1	-	1	-
TOTAL	269	250	9	10

Effective returns of illegal migrants from the territory of the SR to other Member State in 2014 by the type of return

Nationality	Total	Readmission	Dublin regulation	Other way of effective return
Kosovo	14	13	1	-
Syria	12	12	-	-
China (PRC)	3	2	-	1
Russia	2	2	-	-
Afghanistan	1	1	-	-
Bosnia and Herzegovina	1	1	-	-
Gambia	1	-	-	1
Iran	1	-	1	-
Colombia	1	1	-	-
Libya	1	1	-	-
Hungary	1	-	-	1
Mongolia	1	1	-	-
Pakistan	1	1	-	-
Saudi Arabia	1	-	-	1
Tunisia	1	-	1	-
Turkey	1	1	-	-
Viet Nam	1	1	-	-
TOTAL	44	37	3	4

Note:

All types of returns to other member state are forced returns.

Other way of effective return – execution of decision on AR or JR is carried out by the unit of PF to other member state, if the alien, to whom the decision has been issued, has valid residence permit or is authorized to stay on the territory of respective member state (country of return).

2.9 Unauthorized transport of cigarettes through the external border

Overview of number of detected smuggled cigarettes through the external border (§279 CC) by individual months of 2015

Month	Total number of cigarettes	Land border			Airports		
		Total	Thereof:		Total	Thereof:	
			from SR	to SR		from SR	to SR
January	7 160	7 160	-	7 160	-	-	-
February	3 440	3 440	-	3 440	-	-	-
March	3 380	3 380	-	3 380	-	-	-
April	79 000	79 000	-	79 000	-	-	-
May	20 060	20 060	-	20 060	-	-	-
June	366 000	366 000	-	366 000	-	-	-
July	28 040	28 040	-	28 040	-	-	-
August	57 280	57 280	-	57 280	-	-	-
September	120 618	120 618	-	120 618	-	-	-
October	293 540	293 540	-	293 540	-	-	-
November	4 240	4 240	-	4 240	-	-	-
December	5 160	5 160	-	5 160	-	-	-
TOTAL	987 918	987 918	0	987 918	0	0	0

Smuggled cigarettes detected by units of DBAP Sobrance in 2015 by place of detection

		Number of cases	Number of cigarettes	Value in €
Cigarettes detected at BCPs		29	186 738	25 338,97
Thereof:	In cars	6	3 920	532,89
	In trains	16	178 600	24 233,09
	Among personal belongings	7	4 218	572,99
Cigarettes detected Inland		15	801 180	79 254,02
Thereof:	In car	1	1 000	94,69
	In forest	12	758 380	72 969,52
	In river	2	41 800	6 189,81
TOTAL		44	987 918	104 592,99

Smuggled cigarettes detected by individual units of DBAP Sobrance in 2015 by place of detection

		Number of cases	Number of cigarettes	Value in €
BCU PF Zboj		0	0	0
BCU PF Topoľa		0	0	0
BCU PF Ulič		1	60 400	5 719,28
Thereof:	Inland in forest	1	60 400	5 719,28
BCU PF Vyšné Nemecké		2	86 200	9 694,45
Thereof:	Inland in forest	1	60 000	5 681,40
	Inland in river	1	26 200	4 013,05
BCU PF Ubľa		9	127 500	12 232,21
Thereof:	At the BCP in cars	6	3 920	532,89
	Inland in forest	3	123 580	11 699,32
BCU PF Podhorod'		1	180 000	17 044,20
Thereof:	Inland in forest	1	180 000	17 044,20
BCU PF Petrovce		1	280 000	26 513,20
Thereof:	Inland in forest	1	280 000	26 513,20
BCU PF Maťovské Vojkovce		9	180 600	24 583,40
Thereof:	At the BCP in trains	7	160 000	21 704,82
	Inland in river	1	15 600	2 176,76
	Inland in forest	1	5 000	701,82
BCU PF Veľké Slemence		7	4 218	572,99
Thereof:	At the BCP among personal belongings	7	4 218	572,99
BCU PF Čierna nad Tisou		9	18 600	2 528,27
Thereof:	At the BCP in trains	9	18 600	2 528,27
MIU PF DBAP Sobrance		5	50 400	5 704,99
Thereof:	Inland in forest	4	49 400	5 610,30
	Inland in car	1	1 000	94,69
TOTAL		44	987 918	104 592,99

2.10 Positive hits in Police databases

Overview of number of apprehended persons, vehicles and items based on searching in police databases in 2015

			Total	Thereof:			
				DBAP Bratislava	DBAP B. Bystrica	DBAP Prešov	DBAP Sobrance
persons	Total		641	188	11	124	318
	SIS	Third country nationals	282	28	2	12	240
		EU nationals	172	67	4	37	64
	PATROS and INTERPOL	Third country nationals	20	9	-	2	9
		EU nationals	167	84	5	73	5
vehicles	Total		123	0	0	0	123
	PATRMV and INTERPOL		33	-	-	-	33
	SIS		90	-	-	-	90
items (including documents)	Total		269	59	3	36	171
	PATRDOC and INTERPOL		116	33	1	24	58
	SIS		153	26	2	12	113
persons, vehicles and items	Total		16	1	0	0	15
	IBO		16	1	-	-	15

Overview of number of apprehended persons, vehicles and items based on searching in police databases in 2014

			Total	Thereof:			
				DBAP Bratislava	DBAP B. Bystrica	DBAP Prešov	DBAP Sobrance
persons	Total		537	163	6	107	261
	SIS	Third country nationals	262	36	6	16	204
		EU nationals	93	37	-	6	50
	PATROS and INTERPOL	Third country nationals	15	6	-	5	4
		EU nationals	167	84	-	80	3
vehicles	Total		77	1	0	0	76
	PATRMV and INTERPOL		4	1	-	-	3
	SIS		73	-	-	-	73
items (including documents)	Total		199	37	0	22	140
	PATRDOC and INTERPOL		89	29	-	21	39
	SIS		110	8	-	1	101
persons, vehicles and items	Total		6	0	0	0	6
	IBO		6	-	-	-	6



Processed by:

Risk Analysis and Coordination Department

Bureau of Border and Alien Police

Presidium of the Police Force

Ružinovská 1/B, 812 72 Bratislava

Tel: +421961050790, Fax: +421961059170

Email: uhcp@minv.sk

Internet: <http://www.minv.sk/?uhcp>

Intranet: <http://bratislava.intra.minv.sk/lokality/uhcp>