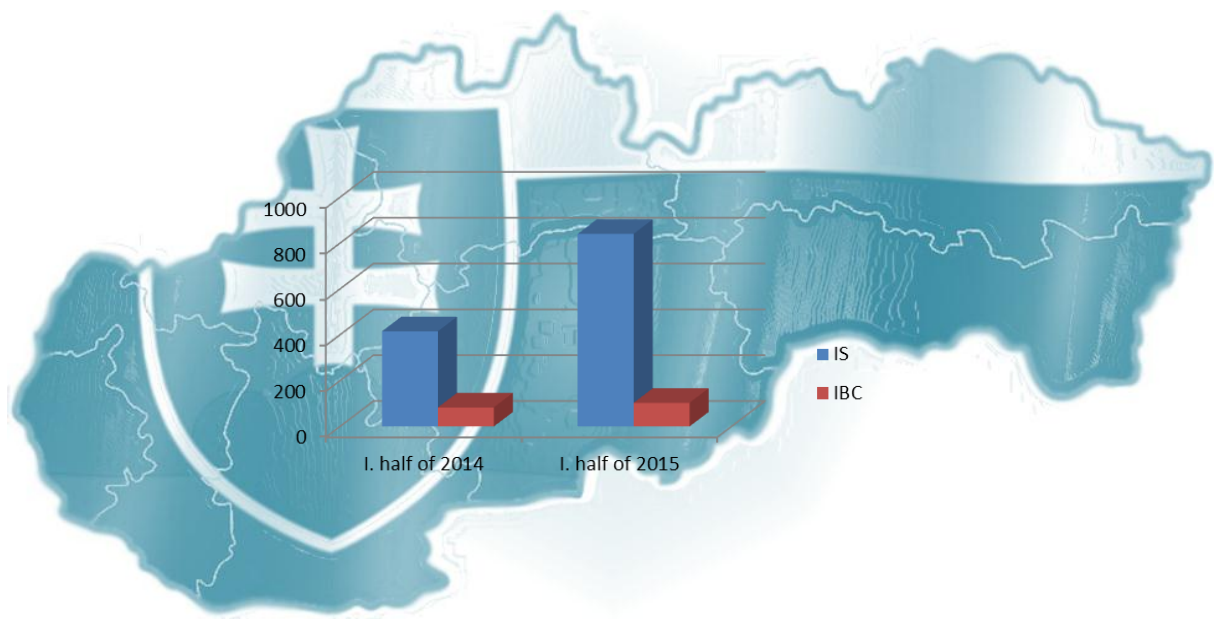


Presidium of the Police Force  
Bureau of Border and Alien Police

# Statistical Overview of Legal and Illegal Migration in the Slovak Republic



## I. HALF OF 2015

## CONTENT

<b>1</b>	<b>LEGAL MIGRATION.....</b>	<b>6</b>
1.1	Legal migration by Border Type .....	6
1.2	Residence of Aliens in Slovak Republic .....	8
1.3	Visas.....	18
<b>2</b>	<b>ILLEGAL MIGRATION.....</b>	<b>23</b>
2.1	Illegal Crossing of State Border of the Slovak Republic.....	27
2.2	Illegal stay in the territory of the Slovak Republic .....	33
2.3	Unaccompanied minors apprehended for IBC and IS .....	52
2.4	Asylum applications .....	53
2.5	Counterfeit and Forged Travel, Residence and other documents.....	58
2.6	Refusal of entry.....	62
2.7	Facilitation and trafficking in human beings.....	66
2.7.1	Processing of cases of organized and criminal groups.....	67
2.8	Return Policy and Persons Taken Over to the SR.....	69
2.8.1	Readmission .....	69
2.8.2	Voluntary returns.....	72
2.8.3	Dublin transfers.....	73
2.8.4	Police Detention Centers for Aliens .....	76
2.8.5	Return decisions and effective returns .....	79
2.9	Unauthorized transfer of cigarettes through the external border .....	84
2.10	Positive hits in Police databases .....	86

## LIST OF ABBREVIATIONS

APD – Alien Police Department of Bureau of Border and Alien Police  
APU PF – Alien Police Unit of the Police Forces  
AR – Administrative Removal  
AU PF – Asylum Unit of the Police Forces  
BBAP – Bureau of Border and Alien Police  
BCP – Border Crossing Point  
BCS – Border Crossing Stamp  
BCU PF – Border Control Unit of the Police Forces  
CC – Criminal Code  
CVAD – Central Visa Authority Department of Bureau of Border and Alien Police  
DAU – Document Analysis Unit  
DBAP – Directorate of Border and Alien Police  
DD PF – District Directorate of the Police Forces  
EC – European Community  
EU – European Union  
GC SR – General Consulate of the SR  
IBC – Illegal Border Crossing  
IBO – Registry of blocked persons, vehicles and items at the Border Crossing Points  
IDC – Identity Card  
IOM – International Organization for Migration  
IS – Illegal Stay  
JR – Judicial Removal  
MFA – Ministry of Foreign Affairs of the SR  
MIU PF – Mobile Intervention Unit of the Police Forces  
MO MOI – Migration Office of the Ministry of Interior of the SR  
MOI – Ministry of Interior of the SR  
MU PF – Mobile Unit of the Police Forces  
NUCIM – National Unit for Combating Illegal Migration  
NVIS – National Visa Information System  
P PF – Presidium of the Police Forces  
PATRDOC – Registry of search for documents  
PATRMV – Registry of search for vehicles  
PATROS – Registry of search for persons  
PDCA – Police Detention Centre for Aliens  
PF – Police Forces  
RP – Residence Permit  
SIS – Schengen Information System  
SR – Slovak Republic  
TD – Travel Document  
VIS – Visa Information System

## DEFINITIONS OF APPLIED TERMS

**a) Internal borders** - are sections of the state border of the SR, which represent the common land borders among the member states of Schengen area – what comprises sections of the state border of the SR with Austria, Hungary, Czech Republic, Poland and airports for intra-Schengen flights (flights to territory of member states or from their territory only, and without landing on a territory of third country),

**b) External borders** - are sections of the state border of the SR, which represent the common land border with non-member state, and airports for external flights (non - Schengen), what comprises land border – state border of the SR with Ukraine, and air border – airport Bratislava, airport Poprad and airport Košice,

**c) Illegal border crossing – external border (land, air)** – this category includes all cases of aliens, who tried to or crossed the state border of SR illegally, regardless of direction, wherein the time period between crossing and apprehension is less than 48 hours and they were apprehended by police patrol performing border control tasks.

This category also includes cases of readmission wherein aliens had been apprehended out of the territory of SR by foreign authority and were returned to SR according readmission agreement after ISBC from SR.

**d) Illegal stay within the territory of SR** – this category includes aliens who were found illegally within the territory of the SR (stay is not in compliance with national legislation and/or international agreement); regardless the fact of entering SR legally or illegally, or this was discovered during border check at the point of departure from SR, except ISBC.

### Disaggregation of illegal stay:

#### - Inland:

- **After legal entry to the SR** – this category includes aliens who were apprehended inland for their illegal stay and who had entered (could enter) territory of the SR legally, but at the time of detection it came out that they are staying illegally within territory of the SR (overstayers with expired visa or residence permit, illegal work),
- **After illegal entry to the SR** – This category includes aliens who were apprehended inland for illegal stay and who had entered territory of the SR illegally,
- **After unknown entry to the SR** – This category includes aliens who were apprehended inland for illegal stay, but there is no evidence whether their entry to the SR was legal or illegal,
- **In the airport area** – this category includes aliens who were apprehended at airports for illegal stay.

**- At the BCP at exit from the SR** broken down to land border and airports (extra-Schengen flights) – this category includes aliens whose illegal stay was detected during border check at BCP when exiting the territory of the SR to third country,

**- After readmission from other member state** – this category includes aliens who were apprehended outside the territory of the SR by authority of other country and who were returned to the SR according Dublin Regulation or Readmission agreements and who were not previously apprehended within the territory of the SR for illegal stay,

**e) Refusal of entry of third country national** – this category includes third country nationals (except of family members of EU nationals) who were refused to enter the territory of the SR due to reasons listed in Article 13 of the Schengen borders code,

**f) Refusal of entry of EU national and family member of EU national** – this category includes EU nationals and family members of EU national who were refused to enter the territory of the SR according provisions of Article 11 of Act on stay of aliens(Act of the National Assembly of the SR No. 404/2011 coll.),

**g) EU national** is everyone who is not a SR national and who is a Member state national (Member state is an EU member state, other state that is part of Agreement on European Economic Area and Switzerland),

**h) Third country national** – is everyone who is not the SR national and not the EU national (this category also includes stateless persons),

**i) Illegal migrant** – is a person apprehended for illegal state border crossing or illegal stay,

**j) Readmission related to illegal migration** – is handing over and taking over of aliens according readmission agreements if this person previously crossed state border of the SR illegally or stayed within the territory of the SR illegally after illegal entry,

**k) Visa** – means an authorization issued by a Member state of the Schengen area with a view to transit through or an intended stay in the territory of the Member States. Type of visa is defined as follows:

- **Schengen visa type A (Airport transit visa)** – means a visa valid for transit through the international transit areas of one or more airports of the Member States,

- **Schengen visa type C (uniform visa, visa with limited territorial validity)** – means an authorization issued by a Member state of the Schengen area to transit through or an intended stay in the territory of the Member States of a duration of no more than 90 days in any 180 days period and to transit through the international transit areas of airports of the Member States,

- **National visa type D (long-term visa)** – means an authorization issued by a Member state of the Schengen area which is required for entry with a view to intended stay in the territory of this Member state for a period of more than three months but not more than one year.

# 1 LEGAL MIGRATION

## 1.1 Legal migration by Border Type

Overview of persons and vehicles having crossed the external borders legally at border crossing points by the direction of crossing in first half of 2014 and 2015

			I. half of 2014		I. half of 2015	
			from SR	to SR	from SR	to SR
LAND BORDER	Number of persons by direction of crossing in total		403 575	440 415	418 031	450 558
	Thereof:	EU nationals (including Slovak nationals)	202 545	210 182	216 308	219 306
		Third country nationals	201 030	230 233	201 723	231 252
	Number of persons in total		843 990		868 589	
	Total number of vehicles by the direction of crossing		191 056	211 840	175 710	191 499
	Thereof:	Passenger cars	163 398	176 233	153 072	162 284
		Buses	2 082	2 204	1 974	2 105
		Lorries	21 970	29 784	17 100	23 547
		Passenger trains	724	724	724	724
		Cargo trains	2 882	2 895	2 840	2 839
Total number of vehicles		402 896		367 209		
AIRPORTS	Number of persons by direction of crossing in total		182 532	160 193	246 075	221 521
	Thereof:	EU nationals (including Slovak nationals)	173 357	151 935	238 018	213 783
		Third country nationals	9 175	8 258	8 057	7 738
	Number of persons in total		342 725		467 596	
	Total number of aircrafts by the direction of crossing		1 751	1 733	2 120	2 122
	Total number of aircrafts		3 484		4 242	
Total number of persons			1 186 715		1 336 185	
Total number of vehicles			406 380		371 451	

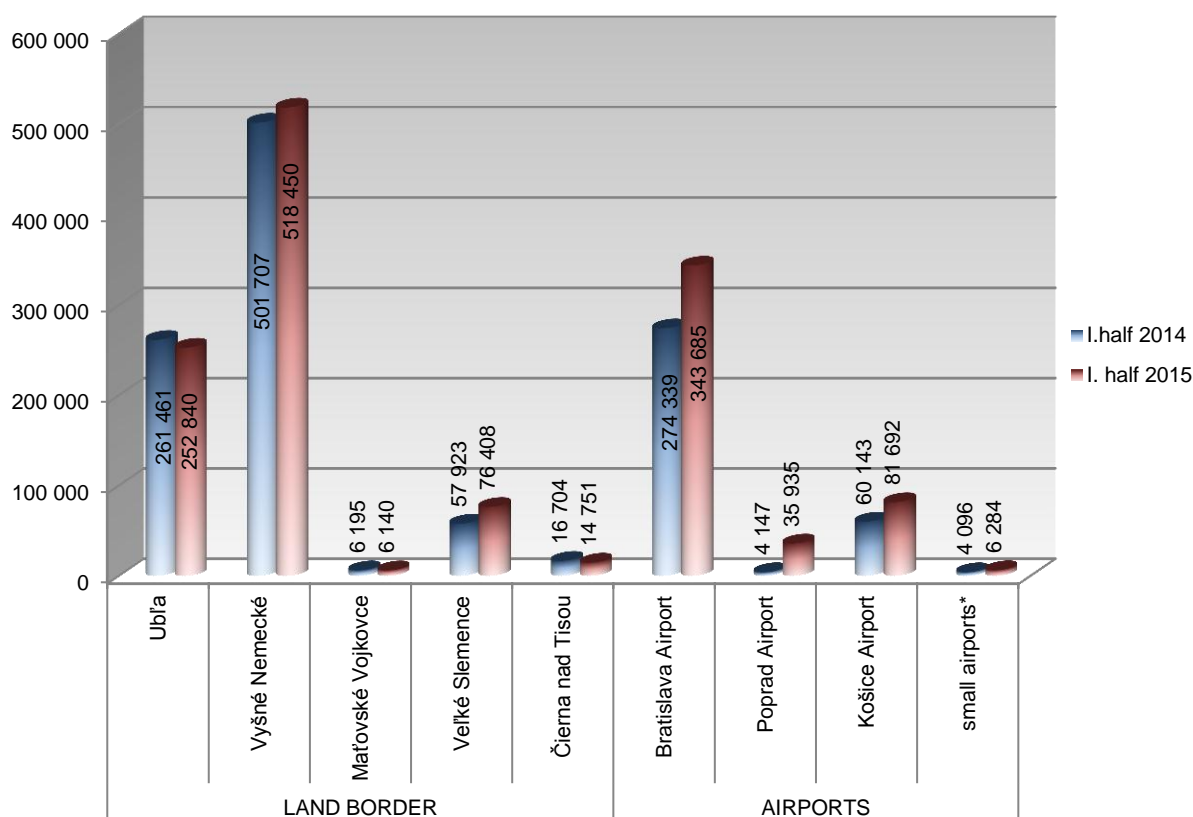
Note:

In case of airports, passengers of non-Schengen flights are included only.

**Overview of persons and vehicles having crossed the external border legally by individual BCPs during first half of 2014 and 2015**

		I. half of 2014		I. half of 2015	
		Persons	Vehicles	Persons	Vehicles
<b>LAND BORDER</b>	Ubl'a	261 461	117 668	252 840	106 308
	Vyšné Nemecké	501 707	278 003	518 450	253 774
	Maťovské Vojkovce	6 195	3 463	6 140	3 401
	Veľké Slemence	57 923	-	76 408	-
	Čierna nad Tisou	16 704	3 762	14 751	3 726
<b>AIRPORTS</b>	Bratislava Airport	274 339	2 811	343 685	3 109
	Poprad Airport	4 147	69	35 935	300
	Košice Airport	60 143	502	81 692	713
	small airports*	4 096	102	6 284	120
<b>TOTAL</b>		<b>1 186 715</b>	<b>406 380</b>	<b>1 336 185</b>	<b>371 451</b>

**Overview of persons having crossed the external border legally by individual BCPs during first half of 2014 and 2015**



\* small airports Piešťany (PZY), Sliach (SLD), Nitra (LZNI), Žilina (ILZ) and Prievidza (LZPE) are small airports BCPs according Reg. EU C 134

## 1.2 Residence of Aliens in Slovak Republic

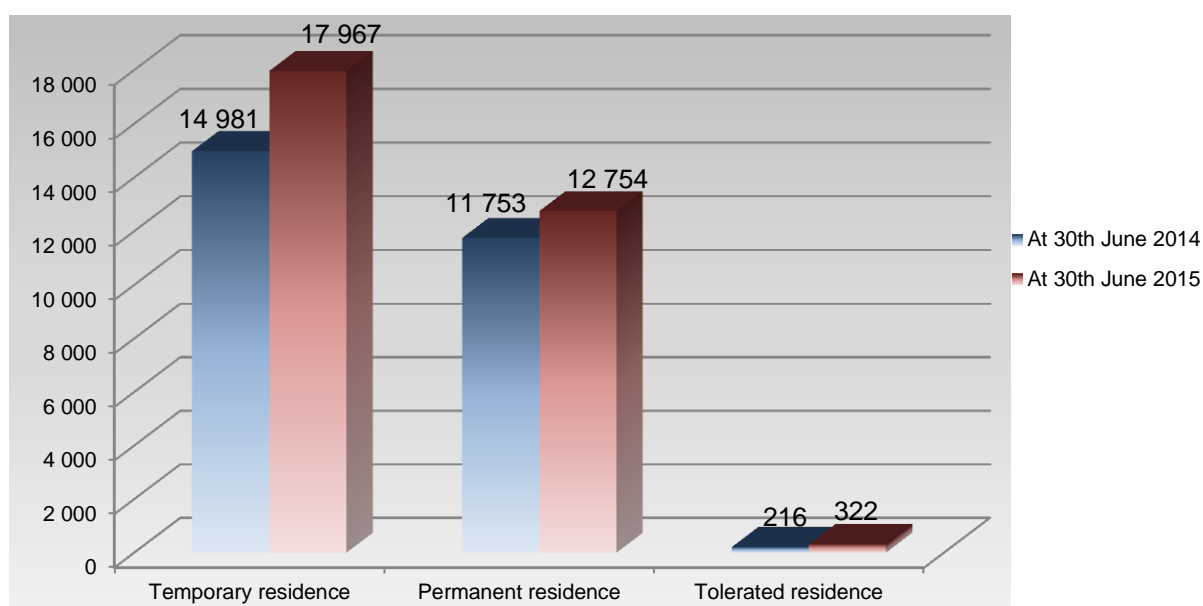
### Number of valid residence permits at 30<sup>th</sup> June 2014 and at 30<sup>th</sup> June 2015

Nationality type	At 30 <sup>th</sup> June 2014	At 30 <sup>th</sup> June 2015
Third country nationals	26 950	31 043
EU nationals	46 833	48 379
<b>TOTAL</b>	<b>73 783</b>	<b>79 422</b>

### Types of valid residence permits of third country nationals at 30<sup>th</sup> June 2014 and at 30<sup>th</sup> June 2015

Type of residence	At 30 <sup>th</sup> June 2014	At 30 <sup>th</sup> June 2015
Temporary residence	14 981	17 967
Permanent residence	11 753	12 754
Tolerated residence	216	322
<b>TOTAL</b>	<b>26 950</b>	<b>31 043</b>

### Types of valid residence permits of third country nationals at 30<sup>th</sup> June 2014 and at 30<sup>th</sup> June 2015





### Number of valid residence permits of third country nationals at 30<sup>th</sup> June 2015 – TOP 20

Nationality	At 30th June 2015			
	Total number of permits	Thereof:		
		Temporary	Permanent	Tolerated
Ukraine	9 000	5 744	3 210	46
Serbia	4 953	4 443	496	14
Russia	3 188	1 532	1 647	9
Viet Nam	2 244	582	1 625	37
China (PRC)	2 071	767	1 302	2
Korean Republic	1 547	1 108	439	-
United States, USA	878	411	459	8
Macedonia (FYROM)	751	325	417	9
Turkey	438	226	207	5
Iran	388	305	83	-
Israel	304	240	63	1
Thailand	268	171	97	-
Belarus	249	110	138	1
India	249	109	133	7
Afghanistan	237	157	76	4
Syria	220	131	88	1
Egypt	217	44	170	3
Kazakhstan	170	110	60	-
Libya	166	136	26	4
Brazil	163	65	98	-
Other nationalities	3 342	1 251	1 920	171
<b>TOTAL</b>	<b>31 043</b>	<b>17 967</b>	<b>12 754</b>	<b>322</b>

### Number of valid residence permits of third country nationals at 30<sup>th</sup> June 2014 – TOP 20

Nationality	At 30th June 2014			
	Total number of permits	Thereof:		
		Temporary	Permanent	Tolerated
Ukraine	7 137	4 180	2 922	35
Serbia	4 261	3 769	479	13
Russia	2 745	1 258	1 479	8
Viet Nam	2 105	516	1 547	42
China (PRC)	1 957	760	1 195	2
Korean Republic	1 556	1 140	416	-
United States, USA	850	405	441	4
Macedonia (FYROM)	678	286	384	8
Turkey	389	195	188	6
Israel	275	214	61	-
India	256	134	111	11
Belarus	232	98	132	2
Iran	223	165	58	-
Thailand	219	138	80	1
Syria	206	119	85	2
Egypt	205	44	158	3
Afghanistan	201	137	60	4
Libya	186	159	24	3
Japan	151	93	58	-
Bosnia and Herzegovina	146	44	98	4
Other nationalities	2 972	1 127	1 777	68
<b>TOTAL</b>	<b>26 950</b>	<b>14 981</b>	<b>11 753</b>	<b>216</b>

**Types of valid residence permits of third country nationals at 30<sup>th</sup> June 2014 and at 30<sup>th</sup> June 2015 by regions**

		<b>At 30th June 2014</b>	<b>At 30th June 2015</b>
<b>Bratislava region</b>		<b>10 789</b>	<b>13 288</b>
Thereof:	Temporary residence	6 800	8 713
	Permanent residence	3 881	4 466
	Tolerated residence	108	109
<b>Košice region</b>		<b>4 192</b>	<b>4 588</b>
Thereof:	Temporary residence	2 310	2 602
	Permanent residence	1 874	1 969
	Tolerated residence	8	17
<b>Prešov region</b>		<b>2 524</b>	<b>2 754</b>
Thereof:	Temporary residence	1 129	1 229
	Permanent residence	1 392	1 434
	Tolerated residence	3	91
<b>Žilina region</b>		<b>2 247</b>	<b>2 490</b>
Thereof:	Temporary residence	1 325	1 512
	Permanent residence	910	965
	Tolerated residence	12	13
<b>Nitra region</b>		<b>2 125</b>	<b>2 330</b>
Thereof:	Temporary residence	1 024	1 138
	Permanent residence	1 095	1 183
	Tolerated residence	6	9
<b>Trnava region</b>		<b>2 064</b>	<b>2 250</b>
Thereof:	Temporary residence	993	1 139
	Permanent residence	1 014	1 048
	Tolerated residence	57	63
<b>Banská Bystrica region</b>		<b>1 512</b>	<b>1 709</b>
Thereof:	Temporary residence	653	807
	Permanent residence	845	894
	Tolerated residence	14	8
<b>Trenčín region</b>		<b>1 497</b>	<b>1 634</b>
Thereof:	Temporary residence	747	827
	Permanent residence	742	795
	Tolerated residence	8	12
<b>Total</b>		<b>26 950</b>	<b>31 043</b>
Thereof:	Temporary residence	14 981	17 967
	Permanent residence	11 753	12 754
	Tolerated residence	216	322

**Number of EU nationals registered for residence at 30th June 2015**

Nationality	At 30th June 2015
	Number of registrations
Czech Republic	9 723
Hungary	7 435
Romania	6 404
Poland	5 274
Germany	4 211
Italy	2 384
Austria	2 230
United Kingdom	1 761
Bulgaria	1 669
France	1 314
Spain	840
Croatia	752
Norway	661
Netherlands	513
Greece	507
Belgium	458
Portugal	363
Sweden	285
Slovenia	282
Switzerland	228
Ireland	215
Denmark	212
Latvia	170
Lithuania	162
Finland	153
Iceland	63
Cyprus	43
Estonia	37
Malta	20
Luxembourg	8
Liechtenstein	2
<b>TOTAL</b>	<b>48 379</b>

**Number of EU nationals registered for residence at 30th June 2014**

Nationality	At 30th June 2014
	Number of registrations
Czech Republic	9 543
Hungary	7 118
Romania	6 079
Poland	5 209
Germany	4 184
Italy	2 218
Austria	2 173
United Kingdom	1 742
Bulgaria	1 645
France	1 285
Spain	776
Croatia	678
Norway	672
Netherlands	484
Greece	447
Belgium	455
Portugal	290
Sweden	282
Slovenia	256
Switzerland	239
Ireland	202
Denmark	226
Latvia	173
Finland	149
Lithuania	144
Iceland	52
Cyprus	42
Estonia	40
Malta	19
Luxembourg	9
Liechtenstein	2
<b>TOTAL</b>	<b>46 833</b>

**Number of valid residence permits of third country nationals at 30th June 2014 and at 30th June 2015 by purpose of residence**

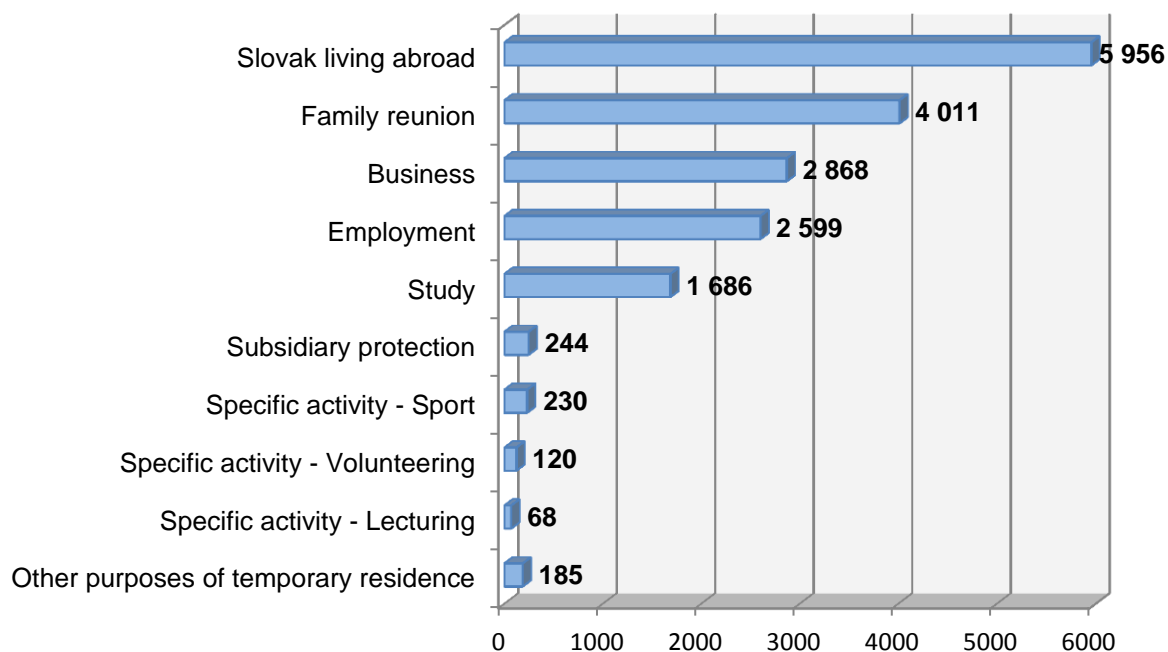
<b>Temporary residence</b>		
<b>Purpose of residence</b>	<b>at 30th June 2014</b>	<b>at 30th June 2015</b>
Slovak living abroad	5 375	5 956
Family reunion	3 039	4 011
Business	2 156	2 868
Employment	2 571	2 599
Study	1 168	1 686
Subsidiary protection	228	244
Specific activity – Sport	166	230
Specific activity – Volunteering	96	120
Specific activity – Lecturing	37	68
Other purposes of temporary residence	145	185
<b>TOTAL</b>	<b>14 981</b>	<b>17 967</b>

<b>Permanent residence</b>		
<b>Purpose of residence</b>	<b>at 30th June 2014</b>	<b>at 30th June 2015</b>
Long term residence	3 618	4 387
Permanent residence (unlimited)	3 836	4 226
Permanent residence (for 5 years)	3 813	3 554
Family member of the EU national	303	387
Refugee	151	157
Family member of the EU national - permanent	32	43
<b>TOTAL</b>	<b>11 753</b>	<b>12 754</b>

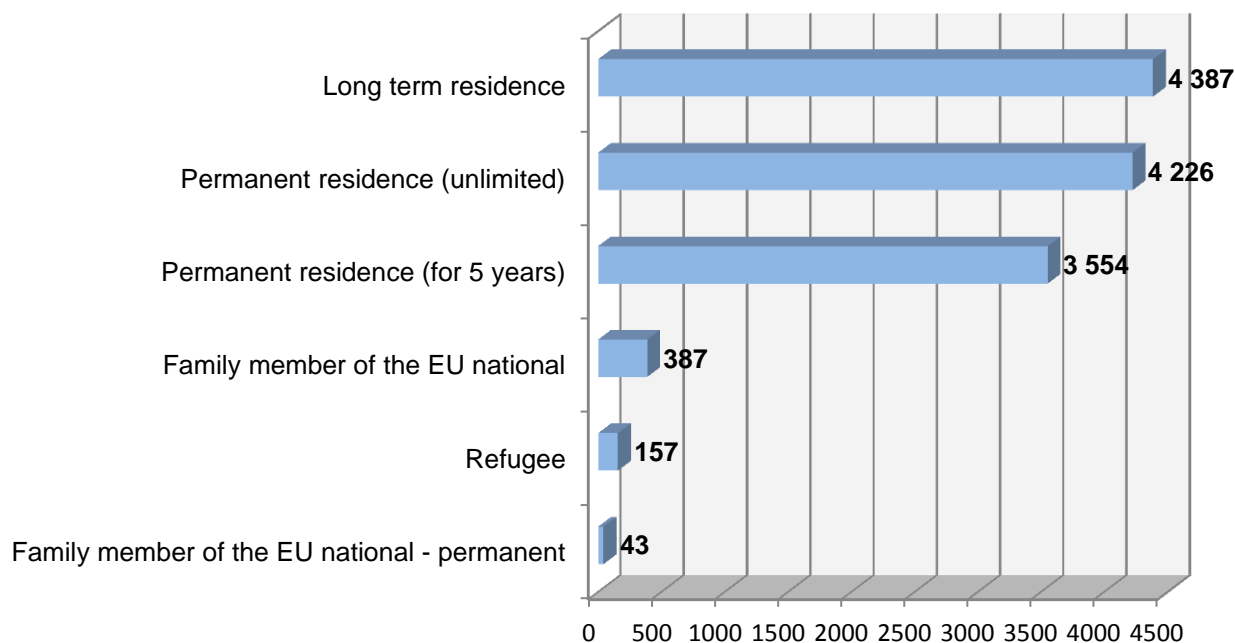
<b>Tolerated residence</b>		
<b>Purpose of residence</b>	<b>at 30th June 2014</b>	<b>at 30th June 2015</b>
§ 58/4/c)	152	161
§ 58/1/b)	41	131
§ 58/2/b)	16	20
§ 58/1/a)	2	5
§ 58/4/a)	4	4
§ 58/2/a)	1	1
<b>TOTAL</b>	<b>216</b>	<b>322</b>

**Number of valid residence permits of third country nationals at 30th June 2015  
disaggregated by purpose of residence**

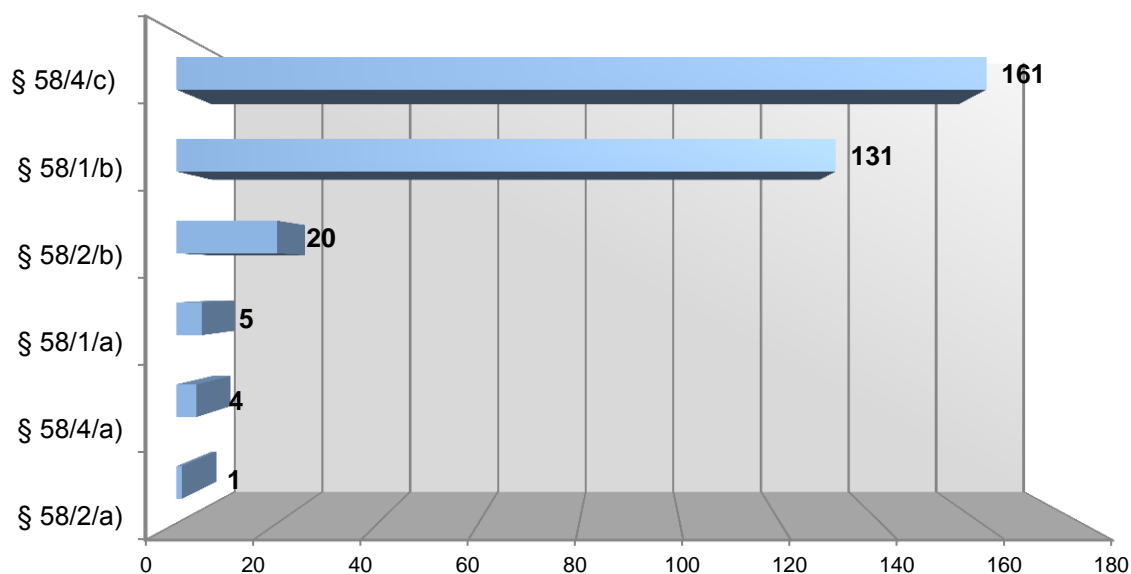
**Temporary residence - most frequent purposes of temporary  
residence of third country nationals at 30th  
June 2015**



**Permanent residence - purposes of valid permanent residence of  
third country nationals at 30th June 2015**



### Tolerated residence - reasons for valid tolerated residences of third country nationals at 30th June 2015



**Note:**

Reasons for tolerated residence according the Act on stay of aliens:

§ 58/1/a) – if there is an obstruction to his/her administrative expulsion as per §81,

§ 58/1/b) – if his/her exit is impossible and his/her detention is inefficient,

§ 58/2/a) – a minor who is found in the SR territory,

§ 58/2/b) – if required due to the respect for his/her personal and family life and does not pose a threat to the state safety or public order,

§ 58/4/a) - provision of institutional care,

§ 58/4/c) – evaluation of applications for the granting of tolerated residence, prison sentence execution, or period of imprisonment; this shall not apply, if the residence of a third country national in the Slovak Republic territory is authorized.

### Number of residence permits granted during I. half of years 2014 and 2015

Nationality type	I. half of 2014	I. half of 2015
Third country nationals	4 434	7 478
EU nationals	3 046	2 982
<b>TOTAL</b>	<b>7 480</b>	<b>10 460</b>

Note:

**Granted residence permit** – includes granted, renewed residence permits and validity extensions of residence permits.

### Number of valid residence permits granted to third country nationals during I. half of years 2014 and 2015

Type of residence	I. half of 2014	I. half of 2015
Temporary residence	3 425	6 268
Permanent residence	937	1 011
Tolerated residence	72	199
<b>TOTAL</b>	<b>4 434</b>	<b>7 478</b>

### Number of residence permits granted to third country nationals in I. half of 2015 – TOP 15

Nationality	I. half of 2015			
	Total number of permits	Thereof:		
		Temporary	Permanent	Tolerated
Ukraine	2 855	2 550	291	14
Serbia	1 305	1 255	39	11
Russia	700	576	118	6
Korean Republic	411	377	34	-
China (PRC)	248	183	63	2
Viet Nam	222	166	49	7
Iran	171	159	12	-
United States, USA	166	130	28	8
Macedonia (FYROM)	135	102	30	3
Turkey	129	106	23	-
Somalia	105	2	2	101
Thailand	71	64	7	-
India	64	43	18	3
Libya	50	44	4	2
Syria	47	41	5	1
Other nationalities	799	470	288	41
<b>TOTAL</b>	<b>7 478</b>	<b>6 268</b>	<b>1 011</b>	<b>199</b>



**Number of residence permits granted to third country nationals in I. half of 2014 – TOP 15**

Nationality	I. half of 2014			
	Total number of permits	Thereof:		
		Temporary	Permanent	Tolerated
Ukraine	1 039	823	207	9
Russia	559	467	88	4
Serbia	472	438	30	4
Korean Republic	451	385	66	-
China (PRC)	263	205	57	1
Viet Nam	241	151	86	4
Turkey	156	136	19	1
United States, USA	128	94	31	3
Macedonia (FYROM)	111	86	24	1
Iran	71	68	3	-
Thailand	68	53	14	1
India	67	48	10	9
Syria	48	38	9	1
Libya	45	31	4	10
Mexico	43	36	7	-
Other nationalities	672	366	282	24
<b>TOTAL</b>	<b>4 434</b>	<b>3 425</b>	<b>937</b>	<b>72</b>

## 1.3 Visas

**Visa applications and granted visas by Embassies of the SR by visa type and nationality of applicants in I. half of 2015 – TOP 20**

I. half of 2015								
Nationality	Total	Visa applications			Total	Granted visas		
		A type visa	C type visa	D type visa		A type visa	C type visa	D type visa
Ukraine	24 030	1	23 903	126	23 517	-	23 393	124
Russia	5 583	-	5 537	46	5 534	-	5 490	44
Belarus	5 279	-	5 277	2	5 246	-	5 244	2
China (PRC)	945	-	873	72	942	-	871	71
Turkey	609	-	575	34	605	-	570	35
Kuwait	602	-	602	-	592	-	592	-
Egypt	511	-	500	11	390	-	380	10
Iran	401	-	359	42	323	-	283	40
Kazakhstan	343	-	343	-	344	-	342	2
India	324	-	309	15	274	-	260	14
Iraq	286	-	275	11	242	-	231	11
Kenya	198	-	197	1	189	-	188	1
Viet Nam	181	-	113	68	146	-	84	62
Indonesia	149	-	149	-	136	-	136	-
South Africa	137	-	137	-	134	-	134	-
Kosovo	75	-	74	1	55	-	54	1
Uzbekistan	66	-	63	3	65	-	62	3
Armenia	47	-	46	1	36	-	35	1
Thailand	47	-	45	2	47	-	45	2
Philippines	34	-	34	-	33	-	33	-
Other Nationalities	504	-	391	113	453	-	352	101
<b>TOTAL</b>	<b>40 351</b>	<b>1</b>	<b>39 802</b>	<b>548</b>	<b>39 303</b>	<b>0</b>	<b>38 779</b>	<b>524</b>

Data submitted by NVIS MFA

**Visa applications and granted visas by Embassies of the SR by visa type and nationality of applicants in I. half of 2014 – TOP 20**

Nationality	I. half of 2014							
	Total	Visa applications			Total	Granted visas		
		A type visa	C type visa	D type visa		A type visa	C type visa	D type visa
Ukraine	25 012	-	24 924	88	24 758	-	24 670	88
Belarus	12 054	-	12 044	10	11 851	-	11 841	10
Russia	9 481	-	9 446	35	9 448	-	9 413	35
Iraq	651	-	646	5	463	-	458	5
Turkey	602	-	539	63	604	-	541	63
China (PRC)	578	-	537	41	579	-	538	41
Kuwait	467	-	467	-	464	-	464	-
India	428	1	393	34	414	-	380	34
Egypt	387	-	378	9	345	-	336	9
Iran	304	-	296	8	192	-	184	8
South Africa	293	-	292	1	279	-	278	1
Kazakhstan	263	-	260	3	263	-	260	3
Kenya	174	-	174	-	166	-	166	-
Viet Nam	157	-	106	51	125	-	83	42
Nigeria	145	-	144	1	115	-	114	1
Indonesia	111	-	109	2	111	-	109	2
Thailand	92	-	90	2	91	-	89	2
Kosovo	81	-	78	3	71	-	68	3
Afghanistan	77	-	6	71	76	-	11	65
Somalia	75	-	-	75	75	-	-	75
Other Nationalities	471	-	421	50	421	-	373	48
<b>TOTAL</b>	<b>51 903</b>	<b>1</b>	<b>51 350</b>	<b>552</b>	<b>50 911</b>	<b>0</b>	<b>50 376</b>	<b>535</b>

Data submitted by NVIS MFA

**Security checks related to visa applications requested by MFA SR in I. half of years 2014 and 2015**

Month	I. half of 2014				I. half of 2015			
	Total	CVAD opinion:			Total	CVAD opinion:		
		approving	disapproving	binding		approving	disapproving	binding
January	<b>7 187</b>	7 178	8	1	<b>4 710</b>	4 705	5	-
February	<b>6 594</b>	6 579	15	-	<b>4 810</b>	4 795	15	-
March	<b>6 629</b>	6 620	9	-	<b>5 821</b>	5 802	19	-
April	<b>9 096</b>	9 085	11	-	<b>7 428</b>	7 422	6	-
May	<b>8 306</b>	8 284	22	-	<b>7 253</b>	7 244	9	-
June	<b>15 761</b>	15 741	20	-	<b>11 342</b>	11 332	10	-
<b>TOTAL</b>	<b>53 573</b>	<b>53 487</b>	<b>85</b>	<b>1</b>	<b>41 364</b>	<b>41 300</b>	<b>64</b>	<b>0</b>

**Security checks related to visa applications requested by embassies of other EU member states in I. half of years 2014 and 2015**

Month	I. half of 2014			I. half of 2015		
	Total	CVAD opinion:		Total	CVAD opinion:	
		approving	disapproving		approving	disapproving
January	<b>45 112</b>	45 100	12	<b>44 817</b>	44 807	10
February	<b>51 719</b>	51 709	10	<b>51 263</b>	51 244	19
March	<b>55 912</b>	55 902	10	<b>56 457</b>	56 445	12
April	<b>61 662</b>	61 651	11	<b>60 957</b>	60 945	12
May	<b>70 139</b>	70 134	5	<b>72 873</b>	72 855	18
June	<b>73 844</b>	73 826	18	<b>83 595</b>	83 580	15
<b>TOTAL</b>	<b>358 388</b>	<b>358 322</b>	<b>66</b>	<b>369 962</b>	<b>369 876</b>	<b>86</b>

**Negative statement of Central Visa Authority Department of Bureau of Border and Alien Police to the visa application according to the hit in Schengen information system for purpose of entry refusal by nationality of visa applicant in I. half of 2015**

Nationality	Total	Thereof:	
		MFA SR	VIS
Nigeria	35	1	34
Pakistan	14	-	14
Libya	10	-	10
Ukraine	10	10	-
Iraq	6	1	5
Bangladesh	5	-	5
Egypt	5	-	5
Iran	5	1	4
Afghanistan	2	-	2
Russia	2	2	-
China (PRC)	1	1	-
<b>TOTAL</b>	<b>95</b>	<b>16</b>	<b>79</b>

Note:

MFA – requests sent by embassies and general consulates of the SR

VIS – requests sent by other EU member states

**Number of security checks of invitations requested by Alien Police Units of the Police Force during I. half of years 2014 and 2015**

Invitations		I. half of 2014	I. half of 2015
Official		580	467
Private		872	953
<b>Total number of security checks</b>		<b>1 452</b>	<b>1 420</b>
Thereof:	Total number of approved invitations	1 265	1 281
	Total number of disapproved invitations	187	139

**Number of security checks of invitations requested by Alien Police Units of the Police Force during I. half of 2015 - TOP 10**

Nationality	Total	Invitations	
		Official	Private
Ukraine	342	21	321
India	180	150	30
China (PRC)	165	92	73
Viet Nam	92	23	69
Russia	80	19	61
Egypt	60	19	41
Iran	40	11	29
Philippines	30	4	26
Cuba	30	9	21
Azerbaijan	26	21	5
Other nationalities	375	98	277
<b>TOTAL</b>	<b>1 420</b>	<b>467</b>	<b>953</b>

**Negative statement of Central Visa Authority Department of Bureau of Border and Alien Police to the invitation letter according to hit in Schengen information system for purpose of entry refusal by nationality and type of invitation in I. half of 2015**

Nationality	Total	CVAD disapproving opinion to:	
		Private invitations	Official invitations
Turkey	1	1	-
<b>TOTAL</b>	<b>1</b>	<b>1</b>	<b>0</b>

## 2 ILLEGAL MIGRATION

### Overview of illegal migration in the territory of the SR in I. half of years 2014 and 2015

		I. half of 2014			I. half of 2015		
		Total	Thereof:		Total	Thereof:	
			to SR	from SR		to SR	from SR
IBC	External land border between BCPs	61	61	0	72	72	0
	External land border at BCPs	22	21	1	30	29	1
	External air border	0	0	0	1	1	0
	TOTAL	83	82	1	103	102	1
IS	Inland	272	---	---	546	---	---
	At BCPs exiting from the SR	123			224		
	Returned from other Member State	20			70		
	TOTAL	415			840		
TOTAL		498			943		

### Overview of illegal migration in the territory of the SR disaggregated by detection and processing by individual DBAP in I. half of 2015

	DETECTED			PROCESSED		
	Total	IBC	IS	Total	IBC	IS
DBAP Bratislava	343	-	343	451	-	451
DBAP B. Bystrica	62	-	62	68	-	68
DBAP Prešov	54	1	53	97	1	96
DBAP Sobrance	327	102	225	327	102	225
Other authority*	157	-	157	0	-	-
<b>TOTAL</b>	<b>943</b>	<b>103</b>	<b>840</b>	<b>943</b>	<b>103</b>	<b>840</b>

### Overview of illegal migration in the territory of the SR disaggregated by detection and processing by individual DBAP in I. half of 2014

	DETECTED			PROCESSED		
	Total	IBC	IS	Total	IBC	IS
DBAP Bratislava	103	-	103	154	-	154
DBAP B. Bystrica	42	-	42	44	-	44
DBAP Prešov	40	-	40	73	-	73
DBAP Sobrance	231	83	148	227	83	144
Other authority*	82	-	82	0	-	-
<b>TOTAL</b>	<b>498</b>	<b>83</b>	<b>415</b>	<b>498</b>	<b>83</b>	<b>415</b>

\* e. g. Customs Criminal Office, Uniformed Police, Railway Police, Authority of other country

Note:

„Authority of detection“ means unit that performed primordial check of alien in the territory of SR, detected violation of the law and handed the case over to competent unit of BBAP for further procession.

## Overview of illegal migration in the territory of the SR by nationality in I. half of 2015

Nationality	Illegal migration in total	IBC			IS		
		land border:		airports	Inland	at the BCP at exit from the SR	returned from other MS
		between BCPs	at BCPs				
Ukraine	344	2	29	1	87	220	5
Syria	154	5	-	-	120	-	29
Kosovo	111	-	-	-	98	-	13
Afghanistan	57	25	-	-	30	-	2
Iraq	43	10	-	-	21	-	12
Serbia	22	-	-	-	22	-	-
Russia	21	2	-	-	16	2	1
Israel	16	-	-	-	16	-	-
Georgia	13	10	1	-	2	-	-
Macedonia (FYROM)	12	-	-	-	12	-	-
Viet Nam	12	3	-	-	9	-	-
Somalia	11	11	-	-	-	-	-
Bangladesh	8	3	-	-	5	-	-
China (PRC)	8	-	-	-	8	-	-
United States, USA	8	-	-	-	8	-	-
Sudan	7	-	-	-	6	-	1
Cuba	6	-	-	-	6	-	-
Turkey	6	1	-	-	5	-	-
India	5	-	-	-	5	-	-
Libya	5	-	-	-	5	-	-
Algeria	4	-	-	-	4	-	-
Brazil	4	-	-	-	4	-	-
Canada	4	-	-	-	4	-	-
Korean Republic	4	-	-	-	4	-	-
Nigeria	4	-	-	-	4	-	-
Pakistan	4	-	-	-	4	-	-
Romania	4	-	-	-	4	-	-
Armenia	3	-	-	-	-	-	3
Bosnia and Herzegovina	3	-	-	-	3	-	-
Bulgaria	3	-	-	-	3	-	-
Côte d'Ivoire	3	-	-	-	3	-	-
Stateless	2	-	-	-	2	-	-
Egypt	2	-	-	-	2	-	-
Philippines	2	-	-	-	2	-	-
Guinea	2	-	-	-	2	-	-
Iran	2	-	-	-	1	-	1
Moldova	2	-	-	-	2	-	-
Germany	2	-	-	-	2	-	-
Palestine	2	-	-	-	1	-	1
Argentina	1	-	-	-	1	-	-
Australia	1	-	-	-	1	-	-
Belarus	1	-	-	-	-	1	-
Burkina Faso	1	-	-	-	1	-	-
Gambia	1	-	-	-	1	-	-
Haiti	1	-	-	-	1	-	-



continued overleaf





continued from previous page (I. half of 2015)

Nationality	Illegal migration in total	IBC			IS		
		land border:		airports	Inland	at the BCP at exit from the SR	returned from other MS
		between BCPs	at BCPs				
Cameroon	1	-	-	-	1	-	-
Lebanon	1	-	-	-	1	-	-
Liberia	1	-	-	-	1	-	-
Mexico	1	-	-	-	1	-	-
Nepal	1	-	-	-	1	-	-
Poland	1	-	-	-	1	-	-
Austria	1	-	-	-	1	-	-
Saudi Arabia	1	-	-	-	1	-	-
Turkmenistan	1	-	-	-	-	1	-
Tunisia	1	-	-	-	1	-	-
Uganda	1	-	-	-	-	-	1
Uzbekistan	1	-	-	-	-	-	1
<b>TOTAL</b>	<b>943</b>	<b>72</b>	<b>30</b>	<b>1</b>	<b>546</b>	<b>224</b>	<b>70</b>

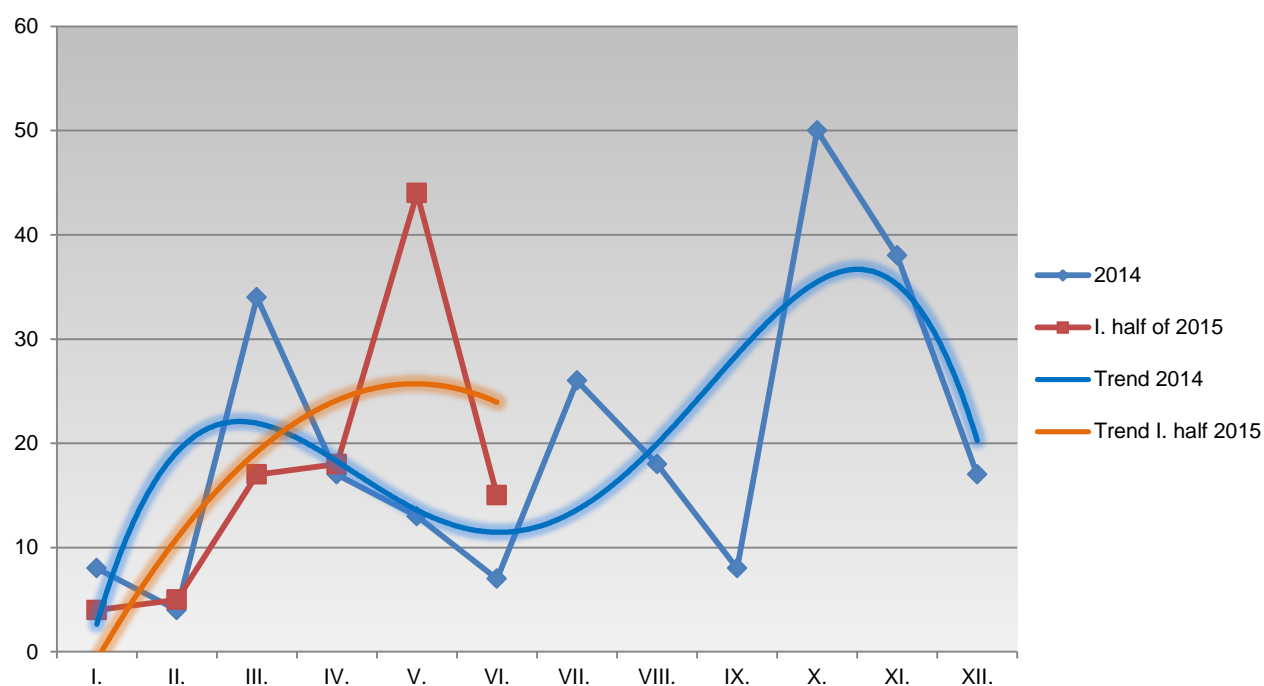
## Overview of illegal migration in the territory of the SR by nationality in I. half of 2014

Nationality	Illegal migration in total	IBC			IS		
		land border:		airports	Inland	at the BCP at exit from the SR	returned from other MS
		between BCPs	at BCPs				
Ukraine	202	6	18	-	58	117	3
Afghanistan	53	29	-	-	24	-	-
Syria	29	-	-	-	27	-	2
Serbia	18	-	-	-	17	-	1
Viet Nam	16	2	-	-	14	-	-
Libya	15	-	-	-	15	-	-
Russia	15	1	-	-	10	3	1
China (PRC)	13	-	-	-	13	-	-
United States, USA	11	-	-	-	11	-	-
Somalia	10	10	-	-	-	-	-
Macedonia (FYROM)	9	-	-	-	8	-	1
Korean Republic	7	-	-	-	7	-	-
Bosnia and Herzegovina	6	-	-	-	5	-	1
Pakistan	6	-	-	-	5	-	1
Brazil	5	-	-	-	5	-	-
Gambia	5	-	-	-	4	1	-
Iraq	5	-	-	-	1	-	4
Eritrea	4	3	-	-	-	-	1
Canada	4	-	-	-	3	-	1
Hungary	4	-	-	-	4	-	-
Moldova	4	-	-	-	4	-	-
Nigeria	4	-	-	-	4	-	-
Kosovo	4	-	-	-	4	-	-
Albania	3	-	-	-	2	1	-
Cuba	3	-	-	-	3	-	-
D. R. Congo	3	1	2	-	-	-	-
Mexico	3	-	-	-	3	-	-
Algeria	2	-	-	-	2	-	-
Angola	2	1	-	-	1	-	-
Bangladesh	2	2	-	-	-	-	-
Stateless	2	-	-	-	1	-	1
Georgia	2	2	-	-	-	-	-
India	2	-	-	-	2	-	-
Israel	2	-	-	-	2	-	-
Palestine	2	2	-	-	-	-	-
Saudi Arabia	2	-	-	-	2	-	-
Sudan	2	2	-	-	-	-	-
Turkey	2	-	-	-	1	-	1
Australia	1	-	-	-	1	-	-
Benin	1	-	1	-	-	-	-
Belarus	1	-	-	-	-	1	-
Montenegro	1	-	-	-	1	-	-
Chile	1	-	-	-	1	-	-
Iran	1	-	-	-	-	-	1
Japan	1	-	-	-	1	-	-
Namibia	1	-	-	-	-	-	1
Niger	1	-	-	-	1	-	-
Côte d'Ivoire	1	-	-	-	1	-	-
Romania	1	-	1	-	-	-	-
Senegal	1	-	-	-	1	-	-
Central African Republic	1	-	-	-	1	-	-
Italy	1	-	-	-	1	-	-
Thailand	1	-	-	-	1	-	-
<b>TOTAL</b>	<b>498</b>	<b>61</b>	<b>22</b>	<b>0</b>	<b>272</b>	<b>123</b>	<b>20</b>

## 2.1 Illegal Crossing of State Border of the Slovak Republic

Overview of IBC by individual months in 2014 and 2015

	Total	I.	II.	III.	IV.	V.	VI.	VII.	VIII.	IX.	X.	XI.	XII.
<b>2014</b>	<b>240</b>	8	4	34	17	13	7	26	18	8	50	38	17
<b>2015</b>	<b>103</b>	4	5	17	18	44	15	-	-	-	-	-	-



### IBC in I. half of 2015 disaggregated by place and direction of crossing

Nationality	IBC			Thereof:					
				Land border between BCPs		Land border at BCPs		Airports (non-schengen flights)	
	Total	Thereof:		to SR	from SR	to SR	from SR	to SR	from SR
		to SR	from SR						
Ukraine	32	31	1	2	-	28	1	1	-
Afghanistan	25	25	-	25	-	-	-	-	-
Georgia	11	11	-	10	-	1	-	-	-
Somalia	11	11	-	11	-	-	-	-	-
Iraq	10	10	-	10	-	-	-	-	-
Syria	5	5	-	5	-	-	-	-	-
Bangladesh	3	3	-	3	-	-	-	-	-
Viet Nam	3	3	-	3	-	-	-	-	-
Russia	2	2	-	2	-	-	-	-	-
Turkey	1	1	-	1	-	-	-	-	-
<b>TOTAL</b>	<b>103</b>	<b>102</b>	<b>1</b>	<b>72</b>	<b>0</b>	<b>29</b>	<b>1</b>	<b>1</b>	<b>0</b>

### IBC in I. half of 2014 disaggregated by place and direction of crossing

Nationality	IBC			Thereof:					
				Land border between BCPs		Land border at BCPs		Airports (non-schengen flights)	
	Total	Thereof:		to SR	from SR	to SR	from SR	to SR	from SR
		to SR	from SR						
Afghanistan	29	29	-	29	-	-	-	-	-
Ukraine	24	24	-	6	-	18	-	-	-
Somalia	10	10	-	10	-	-	-	-	-
Eritrea	3	3	-	3	-	-	-	-	-
D. R. Congo	3	3	-	1	-	2	-	-	-
Bangladesh	2	2	-	2	-	-	-	-	-
Georgia	2	2	-	2	-	-	-	-	-
Palestine	2	2	-	2	-	-	-	-	-
Sudan	2	2	-	2	-	-	-	-	-
Viet Nam	2	2	-	2	-	-	-	-	-
Angola	1	1	-	1	-	-	-	-	-
Benin	1	1	-	-	-	1	-	-	-
Romania	1	-	1	-	-	-	1	-	-
Russia	1	1	-	1	-	-	-	-	-
<b>TOTAL</b>	<b>83</b>	<b>82</b>	<b>1</b>	<b>61</b>	<b>0</b>	<b>21</b>	<b>1</b>	<b>0</b>	<b>0</b>

**IBC in I. half of 2015 disaggregated by place and modus operandi of crossing**

			Number of migrants
LAND BORDER	between BCPs	on foot without travel document	67
		on foot with own genuine travel document	5
		Total	72
	at BCPs	Counterfeit/forged travel document	29
		Counterfeit/forged visa, residence permit	-
		person trying to avoid border check	-
		Person for whom an alert has been issued in national record for the purposes of refusing entry	1
		Asylum applicant at the BCP by entering the territory of the SR with own genuine travel document	-
		Total	30
AIRPORTS	Travel document of other person (impostor) / fraudulently obtained document		-
	Counterfeit/forged travel document		1
	Counterfeit/forged visa, residence permit		-
	Total		1
TOTAL			103

**IBC in I. half of 2014 disaggregated by place and modus operandi of crossing**

			Number of migrants
LAND BORDER	between BCPs	on foot without travel document	58
		on foot with own genuine travel document	3
		Total	61
	at BCPs	Counterfeit/forged travel document	18
		Counterfeit/forged visa, residence permit	2
		person trying to avoid border check	1
		Person for whom an alert has been issued in national record for the purposes of refusing entry	1
		Total	22
AIRPORTS	Counterfeit/forged travel document	-	
	Counterfeit/forged visa, residence permit	-	
	Total	0	
TOTAL			83

### IBC in I. half of 2015 disaggregated by processing authority

Nationality	Total	BCU PF									
		Zboj	Topoľa	Ulič	Ubl'a	Podhorod'	Petrovce	Vyšné Nemecké	Maťovské Vojkovce	Veľké Slemence	Čierna nad Tisou
Afghanistan	25	3	-	-	7	15	-	-	-	-	-
Somalia	11	5	-	-	-	6	-	-	-	-	-
Georgia	10	-	-	-	4	-	3	3	-	-	-
Iraq	10	-	-	-	-	1	-	9	-	-	-
Syria	5	-	-	-	1	2	-	2	-	-	-
Bangladesh	3	-	-	3	-	-	-	-	-	-	-
Viet Nam	3	-	-	-	3	-	-	-	-	-	-
Russia	2	-	-	-	1	-	-	1	-	-	-
Ukraine	2	-	-	1	1	-	-	-	-	-	-
Turkey	1	-	-	-	-	-	-	1	-	-	-
<b>TOTAL</b>	<b>72</b>	<b>8</b>	<b>0</b>	<b>4</b>	<b>17</b>	<b>24</b>	<b>3</b>	<b>16</b>	<b>0</b>	<b>0</b>	<b>0</b>

### IBC in I. half of 2014 disaggregated by processing authority

Nationality	Total	BCU PF									
		Zboj	Topoľa	Ulič	Ubl'a	Podhorod'	Petrovce	Vyšné Nemecké	Maťovské Vojkovce	Veľké Slemence	Čierna nad Tisou
Afghanistan	29	2	-	1	3	21	-	2	-	-	-
Somalia	10	-	-	-	-	4	-	1	-	5	-
Ukraine	6	-	-	-	2	3	1	-	-	-	-
Eritrea	3	-	-	-	3	-	-	-	-	-	-
Bangladesh	2	1	-	-	-	1	-	-	-	-	-
Georgia	2	-	-	-	2	-	-	-	-	-	-
Palestine	2	-	-	-	1	-	-	-	1	-	-
Sudan	2	-	-	-	-	2	-	-	-	-	-
Viet Nam	2	-	-	-	-	-	-	2	-	-	-
Angola	1	-	-	1	-	-	-	-	-	-	-
D. R. Congo	1	-	-	1	-	-	-	-	-	-	-
Russia	1	-	-	-	-	-	-	-	-	1	-
<b>TOTAL</b>	<b>61</b>	<b>3</b>	<b>0</b>	<b>3</b>	<b>11</b>	<b>31</b>	<b>1</b>	<b>5</b>	<b>1</b>	<b>6</b>	<b>0</b>

**IBC in I. half of 2015 by individual BCU PF**

Nationality	Total	BCU PF								
		Ubl'a	Vyšné Nemecké	Maťovské Vojkovce	Veľké Slemence	Čierna nad Tisou	Bratislava Airport	Poprad Airport	Košice Airport	small airports
Ukraine	30	1	28	-	-	-	-	-	1	-
Georgia	1	-	1	-	-	-	-	-	-	-
<b>TOTAL</b>	<b>31</b>	<b>1</b>	<b>29</b>	<b>0</b>	<b>0</b>	<b>0</b>	<b>0</b>	<b>0</b>	<b>1</b>	<b>0</b>

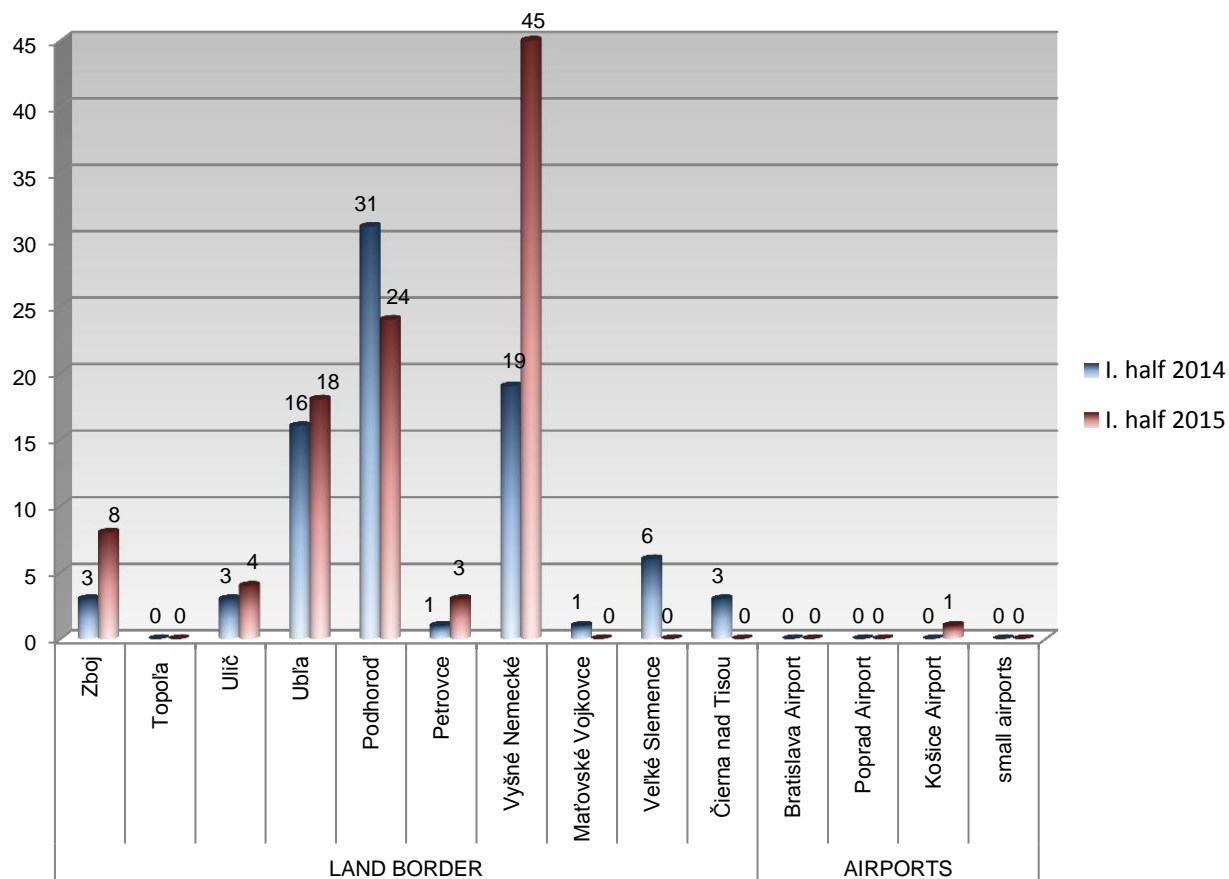
**IBC in I. half of 2014 by individual BCU PF**

Nationality	Total	BCU PF								
		Ubl'a	Vyšné Nemecké	Maťovské Vojkovce	Veľké Slemence	Čierna nad Tisou	Bratislava Airport	Poprad Airport	Košice Airport	small airports
Ukraine	18	4	13	-	-	1	-	-	-	-
D. R. Congo	2	-	-	-	-	2	-	-	-	-
Benin	1	1	-	-	-	-	-	-	-	-
Romania	1	-	1	-	-	-	-	-	-	-
<b>TOTAL</b>	<b>22</b>	<b>5</b>	<b>14</b>	<b>0</b>	<b>0</b>	<b>3</b>	<b>0</b>	<b>0</b>	<b>0</b>	<b>0</b>

### Overview of IBC by processing of cases by individual units in I. half of 2014 and 2015

Units	I. half of 2014	I. half of 2015
BCU PF Zboj	3	8
BCU PF Topoľa	-	-
BCU PF Ulič	3	4
BCU PF Ubľa	16	18
BCU PF Podhorod'	31	24
BCU PF Petrovce	1	3
BCU PF Vyšné Nemecké	19	45
BCU PF Maťovské Vojkovce	1	-
BCU PF Veľké Slemence	6	-
BCU PF Čierna nad Tisou	3	-
BCU PF Bratislava Airport	-	-
BCU PF Poprad Airport	-	-
BCU PF Košice Airport	-	1
small airports	-	-
<b>TOTAL</b>	<b>83</b>	<b>103</b>

### Overview of IBC by processing of cases by individual units in I. half of 2014 and 2015

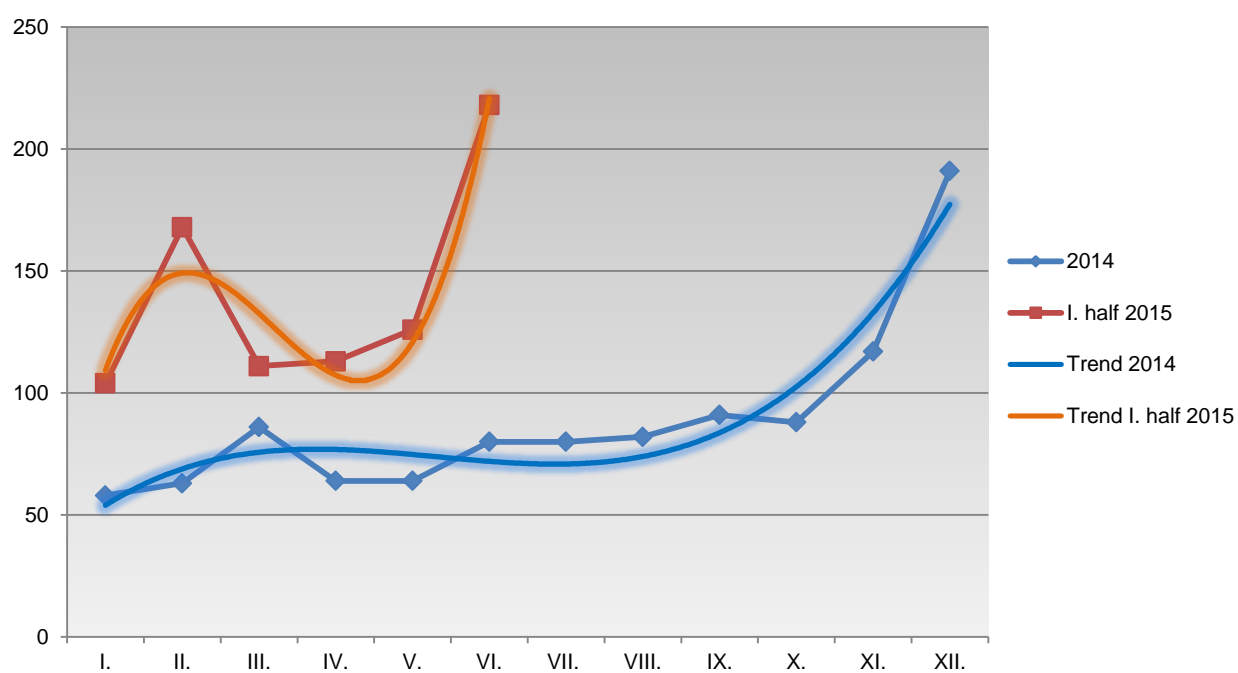




## 2.2 Illegal stay in the territory of the Slovak Republic

### Overview of IS by individual months of 2014 and 2015

	Total	I.	II.	III.	IV.	V.	VI.	VII.	VIII.	IX.	X.	XI.	XII.
<b>2014</b>	<b>1 064</b>	58	63	86	64	64	80	80	82	91	88	117	191
<b>2015</b>	<b>840</b>	104	168	111	113	126	218	-	-	-	-	-	-



## IS by nationality, place of detection and previous entry to the SR in I. half of 2015

Nationality	IS in total	Inland				at the BCP at exit from the SR		returned from other MS
		legal entry	illegal entry	unknown entry	in the airport area	at the land border	Airports	
Ukraine	312	50	37	-	-	218	2	5
Syria	149	2	118	-	-	-	-	29
Kosovo	111	-	98	-	-	-	-	13
Iraq	33	-	21	-	-	-	-	12
Afghanistan	32	-	30	-	-	-	-	2
Serbia	22	14	8	-	-	-	-	-
Russia	19	8	7	1	-	2	-	1
Israel	16	16	-	-	-	-	-	-
Macedonia (FYROM)	12	10	2	-	-	-	-	-
Viet Nam	9	9	-	-	-	-	-	-
China (PRC)	8	4	4	-	-	-	-	-
United States, USA	8	7	1	-	-	-	-	-
Sudan	7	-	6	-	-	-	-	1
Cuba	6	1	5	-	-	-	-	-
Bangladesh	5	-	5	-	-	-	-	-
India	5	1	4	-	-	-	-	-
Libya	5	5	-	-	-	-	-	-
Turkey	5	5	-	-	-	-	-	-
Algeria	4	1	3	-	-	-	-	-
Brazil	4	4	-	-	-	-	-	-
Canada	4	2	2	-	-	-	-	-
Korean Republic	4	4	-	-	-	-	-	-
Nigeria	4	1	3	-	-	-	-	-
Pakistan	4	-	4	-	-	-	-	-
Romania	4	4	-	-	-	-	-	-
Armenia	3	-	-	-	-	-	-	3
Bosnia and Herzegovina	3	2	1	-	-	-	-	-
Bulgaria	3	3	-	-	-	-	-	-
Côte d'Ivoire	3	-	3	-	-	-	-	-
Stateless	2	2	-	-	-	-	-	-
Egypt	2	-	2	-	-	-	-	-
Philippines	2	1	1	-	-	-	-	-
Georgia	2	-	2	-	-	-	-	-
Guinea	2	-	2	-	-	-	-	-
Iran	2	-	1	-	-	-	-	1
Moldova	2	-	2	-	-	-	-	-
Germany	2	2	-	-	-	-	-	-
Palestine	2	-	1	-	-	-	-	1
Argentina	1	-	1	-	-	-	-	-
Australia	1	1	-	-	-	-	-	-
Burkina Faso	1	-	1	-	-	-	-	-
Belarus	1	-	-	-	-	1	-	-
Gambia	1	-	1	-	-	-	-	-



continued overleaf



continued from previous page(I. half of 2015)

Nationality	IS in total	Inland				at the BCP at exit from the SR		returned from other MS
		legal entry	illegal entry	unknown entry	in the airport area	at the land border	Airports	
Haiti	1	-	1	-	-	-	-	-
Cameroon	1	-	1	-	-	-	-	-
Lebanon	1	-	1	-	-	-	-	-
Liberia	1	1	-	-	-	-	-	-
Mexico	1	1	-	-	-	-	-	-
Nepal	1	-	1	-	-	-	-	-
Poland	1	1	-	-	-	-	-	-
Austria	1	1	-	-	-	-	-	-
Saudi Arabia	1	1	-	-	-	-	-	-
Turkmenistan	1	-	-	-	-	1	-	-
Tunisia	1	-	1	-	-	-	-	-
Uganda	1	-	-	-	-	-	-	1
Uzbekistan	1	-	-	-	-	-	-	1
<b>TOTAL</b>	<b>840</b>	<b>164</b>	<b>381</b>	<b>1</b>	<b>0</b>	<b>222</b>	<b>2</b>	<b>70</b>

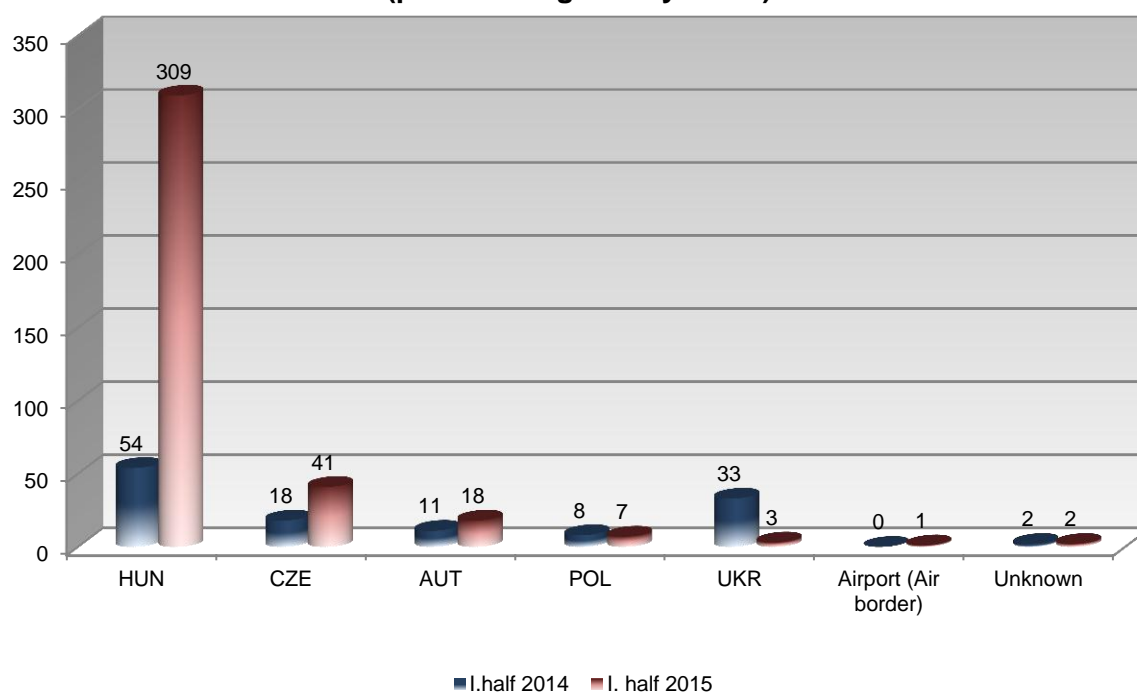
## IS by nationality, place of detection and previous entry to the SR in I. half of 2014

Nationality	IS in total	Inland				at the BCP at exit from the SR		returned from other MS
		legal entry	illegal entry	unknown entry	in the airport area	at the land border	Airports	
Ukraine	178	33	25	-	-	116	1	3
Syria	29	2	25	-	-	-	-	2
Afghanistan	24	-	24	-	-	-	-	-
Serbia	18	16	1	-	-	-	-	1
Libya	15	15	-	-	-	-	-	-
Russia	14	7	3	-	-	3	-	1
Viet Nam	14	5	9	-	-	-	-	-
China (PRC)	13	12	1	-	-	-	-	-
United States, USA	11	8	3	-	-	-	-	-
Macedonia (FYROM)	9	3	5	-	-	-	-	1
Korean Republic	7	3	4	-	-	-	-	-
Bosnia and Herzegovina	6	2	3	-	-	-	-	1
Pakistan	6	2	3	-	-	-	-	1
Brazil	5	5	-	-	-	-	-	-
Gambia	5	-	4	-	-	-	1	-
Iraq	5	1	-	-	-	-	-	4
Canada	4	3	-	-	-	-	-	1
Hungary	4	3	1	-	-	-	-	-
Moldova	4	-	4	-	-	-	-	-
Nigeria	4	2	1	-	1	-	-	-
Kosovo	4	2	2	-	-	-	-	-
Albania	3	2	-	-	-	-	1	-
Cuba	3	3	-	-	-	-	-	-
Mexico	3	3	-	-	-	-	-	-
Algeria	2	-	2	-	-	-	-	-
Stateless	2	1	-	-	-	-	-	1
India	2	2	-	-	-	-	-	-
Israel	2	1	1	-	-	-	-	-
Saudi Arabia	2	1	1	-	-	-	-	-
Turkey	2	1	-	-	-	-	-	1
Angola	1	1	-	-	-	-	-	-
Australia	1	1	-	-	-	-	-	-
Belarus	1	-	-	-	-	1	-	-
Montenegro	1	1	-	-	-	-	-	-
Chile	1	1	-	-	-	-	-	-
Eritrea	1	-	-	-	-	-	-	1
Iran	1	-	-	-	-	-	-	1
Japan	1	-	1	-	-	-	-	-
Namibia	1	-	-	-	-	-	-	1
Niger	1	-	1	-	-	-	-	-
Côte d'Ivoire	1	1	-	-	-	-	-	-
Senegal	1	-	1	-	-	-	-	-
Central African Republic	1	1	-	-	-	-	-	-
Italy	1	1	-	-	-	-	-	-
Thailand	1	-	1	-	-	-	-	-
<b>TOTAL</b>	<b>415</b>	<b>145</b>	<b>126</b>	<b>0</b>	<b>1</b>	<b>120</b>	<b>3</b>	<b>20</b>

**IS inland after illegal entry to the SR in I. half of 2014 and 2015 disaggregated by border sections crossed by migrants (place of illegal entry to SR)**

Border section	I. half of 2014	I. half of 2015
Hungary	54	309
Czech Republic	18	41
Austria	11	18
Poland	8	7
Ukraine	33	3
Airport (Air border)	-	1
Unknown	2	2
<b>TOTAL</b>	<b>126</b>	<b>381</b>

**IS inland after illegal entry to the SR in I. half of 2014 and 2015  
disaggregated by border sections crossed by migrants  
(place of illegal entry to SR)**



**IS inland after illegal entry to the SR in I. half of 2015 disaggregated by border sections crossed by migrants (place of illegal entry to SR)**

Nationality	Total	Border section						
		HUN	CZE	AUT	POL	UKR	Airports (Air border)	Unknown
Syria	118	116	-	1	-	-	-	1
Kosovo	98	95	2	1	-	-	-	-
Ukraine	37	8	28	-	-	1	-	-
Afghanistan	30	29	-	1	-	-	-	-
Iraq	21	18	2	-	-	-	-	1
Serbia	8	4	-	4	-	-	-	-
Russia	7	2	1	2	2	-	-	-
Sudan	6	6	-	-	-	-	-	-
Bangladesh	5	4	1	-	-	-	-	-
Cuba	5	5	-	-	-	-	-	-
China (PRC)	4	3	-	1	-	-	-	-
India	4	3	1	-	-	-	-	-
Pakistan	4	1	-	1	2	-	-	-
Algeria	3	2	1	-	-	-	-	-
Nigeria	3	2	-	1	-	-	-	-
Côte d'Ivoire	3	3	-	-	-	-	-	-
Egypt	2	1	-	1	-	-	-	-
Georgia	2	-	-	-	2	-	-	-
Guinea	2	1	-	1	-	-	-	-
Canada	2	-	1	-	-	-	1	-
Macedonia (FYROM)	2	1	-	-	1	-	-	-
Moldova	2	-	-	-	-	2	-	-
Argentina	1	1	-	-	-	-	-	-
Bosnia and Herzegovina	1	-	1	-	-	-	-	-
Burkina Faso	1	1	-	-	-	-	-	-
Philippines	1	-	-	1	-	-	-	-
Gambia	1	-	1	-	-	-	-	-
Haiti	1	1	-	-	-	-	-	-
Iran	1	-	1	-	-	-	-	-
Cameroon	1	1	-	-	-	-	-	-
Lebanon	1	-	-	1	-	-	-	-
Nepal	1	-	-	1	-	-	-	-
Palestine	1	1	-	-	-	-	-	-
United States, USA	1	-	1	-	-	-	-	-
Tunisia	1	-	-	1	-	-	-	-
<b>TOTAL</b>	<b>381</b>	<b>309</b>	<b>41</b>	<b>18</b>	<b>7</b>	<b>3</b>	<b>1</b>	<b>2</b>

**IS inland after illegal entry to the SR in I. half of 2014 disaggregated by border sections crossed by migrants (place of illegal entry to SR)**

Nationality	Total	Border section						
		HUN	CZE	AUT	POL	UKR	Airports (Air border)	Unknown
Syria	25	23	-	-	-	2	-	-
Ukraine	25	11	8	-	2	4	-	-
Afghanistan	24	5	-	-	-	19	-	-
Viet Nam	9	-	-	-	5	4	-	-
Macedonia (FYROM)	5	2	2	1	-	-	-	-
Gambia	4	3	1	-	-	-	-	-
Korean Republic	4	4	-	-	-	-	-	-
Moldova	4	-	2	-	-	2	-	-
Bosnia and Herzegovina	3	-	-	3	-	-	-	-
Russia	3	-	1	1	-	1	-	-
United States, USA	3	2	-	-	-	1	-	-
Pakistan	3	-	-	1	1	-	-	1
Algeria	2	1	1	-	-	-	-	-
China (PRC)	1	1	-	-	-	-	-	-
Israel	1	-	-	1	-	-	-	-
Japan	1	-	-	1	-	-	-	-
Hungary	1	1	-	-	-	-	-	-
Niger	1	-	1	-	-	-	-	-
Nigeria	1	-	-	1	-	-	-	-
Kosovo	2	1	-	-	-	-	-	1
Saudi Arabia	1	-	-	1	-	-	-	-
Senegal	1	-	1	-	-	-	-	-
Serbia	1	-	-	1	-	-	-	-
Thailand	1	-	1	-	-	-	-	-
<b>TOTAL</b>	<b>126</b>	<b>54</b>	<b>18</b>	<b>11</b>	<b>8</b>	<b>33</b>	<b>0</b>	<b>2</b>

**IS in I. half of 2015 by detection by individual units**

Units		Total
<b>DBAP Bratislava</b>	APU PF Bratislava	88
	APU PF Dunajská Streda	11
	APU PF Nitra	9
	APU PF Nové Zámky	109
	APU PF Trnava	14
	BCU PF Bratislava Airport	-
	MU PF DBAP Bratislava	112
	<b>Total</b>	<b>343</b>
<b>DBAP Banská Bystrica</b>	APU PF Banská Bystrica	10
	APU PF Rimavská Sobota	1
	APU PF Trenčín	12
	APU PF Žilina	24
	MU PF DBAP Banská Bystrica	15
	<b>Total</b>	<b>62</b>
<b>DBAP Prešov</b>	APU PF Košice	32
	APU PF Michalovce	3
	APU PF Prešov	5
	BCU PF Košice Airport	2
	BCU PF Poprad Airport	-
	AU PF Humenné	5
	MU PF DBAP Prešov	6
	<b>Total</b>	<b>53</b>
<b>DBAP Sobrance</b>	BCU PF Zboj	-
	BCU PF Topoľa	-
	BCU PF Ulič	-
	BCU PF Ublá	16
	BCU PF Podhorod'	-
	BCU PF Petrovce	-
	BCU PF Vyšné Nemecké	201
	BCU PF Maťovské Vojkovce	-
	BCU PF Veľké Slemence	2
	BCU PF Čierna nad Tisou	6
	MIU PF DBAP Sobrance	-
	<b>Total</b>	<b>225</b>
<b>Other authority</b>	Customs Criminal Bureau	54
	Uniformed Police	15
	Traffic Police	1
	Railway Police	17
	Authority of other country	19
	Authority of neighboring country	51
	<b>Total</b>	<b>157</b>
<b>TOTAL</b>		<b>840</b>



**IS in I. half of 2014 by detection by individual units**

Units		Total
<b>DBAP Bratislava</b>	APU PF Bratislava	49
	APU PF Dunajská Streda	18
	APU PF Nitra	8
	APU PF Nové Zámky	2
	APU PF Trnava	18
	BCU PF Bratislava Airport	4
	MU PF DBAP Bratislava	4
	<b>Total</b>	<b>103</b>
<b>DBAP Banská Bystrica</b>	APU PF Banská Bystrica	6
	APU PF Rimavská Sobota	1
	APU PF Trenčín	11
	APU PF Žilina	18
	MU PF DBAP Banská Bystrica	6
	<b>Total</b>	<b>42</b>
<b>DBAP Prešov</b>	APU PF Košice	16
	APU PF Michalovce	19
	APU PF Prešov	3
	BCU PF Košice Airport	-
	BCU PF Poprad Airport	-
	AU PF Humenné	1
	MU PF DBAP Prešov	1
	<b>Total</b>	<b>40</b>
<b>DBAP Sobrance</b>	BCU PF Zboj	1
	BCU PF Topoľa	13
	BCU PF Ulič	-
	BCU PF Ublá	5
	BCU PF Podhorod'	-
	BCU PF Petrovce	-
	BCU PF Vyšné Nemecké	111
	BCU PF Maťovské Vojkovce	-
	BCU PF Veľké Slemence	-
	BCU PF Čierna nad Tisou	11
	MIU PF DBAP Sobrance	7
	<b>Total</b>	<b>148</b>
<b>Other authority</b>	Customs Criminal Bureau	40
	Uniformed Police	20
	Railway Police	1
	Criminal Police	1
	Authority of other country	11
	Authority of neighboring country	9
	<b>Total</b>	<b>82</b>
<b>TOTAL</b>		<b>415</b>

**IS in I. half of 2015 by processing of cases by individual units**

Units		Total
<b>DBAP Bratislava</b>	APU PF Bratislava	222
	APU PF Dunajská Streda	12
	APU PF Nitra	9
	APU PF Nové Zámky	141
	APU PF Trnava	64
	BCU PF Bratislava Airport	-
	MU PF DBAP Bratislava	3
	<b>Total</b>	<b>451</b>
<b>DBAP Banská Bystrica</b>	APU PF Banská Bystrica	12
	APU PF Rimavská Sobota	1
	APU PF Trenčín	12
	APU PF Žilina	43
	MU PF DBAP Banská Bystrica	-
	<b>Total</b>	<b>68</b>
<b>DBAP Prešov</b>	APU PF Košice	42
	APU PF Michalovce	24
	APU PF Prešov	5
	BCU PF Košice Airport	20
	BCU PF Poprad Airport	-
	AU PF Humenné	5
	<b>Total</b>	<b>96</b>
<b>DBAP Sobrance</b>	BCU PF Zboj	-
	BCU PF Topoľa	-
	BCU PF Ulič	-
	BCU PF Ubl'a	16
	BCU PF Podhorod'	-
	BCU PF Petrovce	-
	BCU PF Vyšné Nemecké	201
	BCU PF Maťovské Vojkovce	-
	BCU PF Veľké Slemence	2
	BCU PF Čierna nad Tisou	6
	<b>Total</b>	<b>225</b>
<b>TOTAL</b>		<b>840</b>

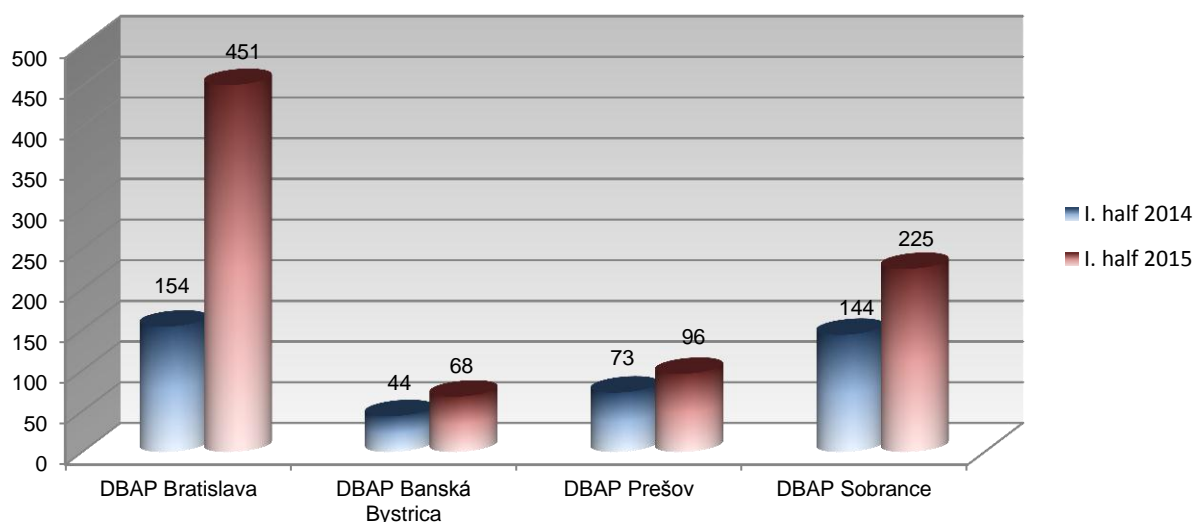
**IS in I. half of 2014 by processing of cases by individual units**

Units		Total
<b>DBAP Bratislava</b>	APU PF Bratislava	68
	APU PF Dunajská Streda	19
	APU PF Nitra	30
	APU PF Nové Zámky	2
	APU PF Trnava	27
	BCU PF Bratislava Airport	4
	MU PF DBAP Bratislava	4
	<b>Total</b>	<b>154</b>
<b>DBAP Banská Bystrica</b>	APU PF Banská Bystrica	6
	APU PF Rimavská Sobota	2
	APU PF Trenčín	11
	APU PF Žilina	25
	MU PF DBAP Banská Bystrica	-
	<b>Total</b>	<b>44</b>
<b>DBAP Prešov</b>	APU PF Košice	20
	APU PF Michalovce	38
	APU PF Prešov	7
	BCU PF Košice Airport	7
	BCU PF Poprad Airport	-
	AU PF Humenné	1
	<b>Total</b>	<b>73</b>
<b>DBAP Sobrance</b>	BCU PF Zboj	1
	BCU PF Topoľa	14
	BCU PF Ulič	-
	BCU PF Ubľa	9
	BCU PF Podhorod'	-
	BCU PF Petrovce	-
	BCU PF Vyšné Nemecké	113
	BCU PF Maťovské Vojkovce	-
	BCU PF Veľké Slemence	-
	BCU PF Čierna nad Tisou	7
	<b>Total</b>	<b>144</b>
<b>TOTAL</b>		<b>415</b>

### IS in I. half of 2014 and 2015 by processing of cases by individual DBAPs

	I. half of 2014	I. half of 2015
DBAP Bratislava	154	451
DBAP Banská Bystrica	44	68
DBAP Prešov	73	96
DBAP Sobrance	144	225
<b>TOTAL</b>	<b>415</b>	<b>840</b>

### IS in I. half of 2014 and 2015 by processing of cases by individual DBAPs



### Overview of IS in I. half of 2015 by processing of cases by individual DBAPs according place of detection and previous entry to the SR

DBAP	IS in total	Inland				at the BCP at exit from the SR		returned from other MS
		legal entry	illegal entry	unknown entry	in the airport area	at the land border	Airports	
DBAP Bratislava	451	76	324	-	-	-	-	51
DBAP B. Bystrica	68	34	33	-	-	-	-	1
DBAP Prešov	96	53	22	1	-	-	2	18
DBAP Sobrance	225	1	2	-	-	222	-	-
<b>TOTAL</b>	<b>840</b>	<b>164</b>	<b>381</b>	<b>1</b>	<b>0</b>	<b>222</b>	<b>2</b>	<b>70</b>

### Overview of IS in I. half of 2014 by processing of cases by individual DBAPs according place of detection and previous entry to the SR

DBAP	IS in total	Inland				at the BCP at exit from the SR		returned from other MS
		legal entry to SR	illegal entry to SR	unknown entry to SR	in the airport area	at the land border	Airports	
DBAP Bratislava	154	80	59	-	1	-	3	11
DBAP B. Bystrica	44	27	15	-	-	-	-	2
DBAP Prešov	73	38	28	-	-	-	-	7
DBAP Sobrance	144	-	24	-	-	120	-	-
<b>TOTAL</b>	<b>415</b>	<b>145</b>	<b>126</b>	<b>0</b>	<b>1</b>	<b>120</b>	<b>3</b>	<b>20</b>

**Overview of third country nationals who entered legally the territory of Schengen area and stayed illegally in SR (overstayers) in I. half of 2015**

Nationality	Overstayers		
	Total	Inland	at the BCP at exit from the SR
Ukraine	303	84	219
Serbia	17	17	-
Israel	16	16	-
Russia	14	12	2
Macedonia (FYROM)	11	11	-
Viet Nam	9	9	-
United States, USA	8	8	-
China (PRC)	7	7	-
Libya	5	5	-
Brazil	4	4	-
Korean Republic	4	4	-
Iraq	3	3	-
Turkey	3	3	-
Stateless	2	2	-
Bosnia and Herzegovina	2	2	-
Canada	2	2	-
Syria	2	2	-
Algeria	1	1	-
Argentina	1	1	-
Australia	1	1	-
Belarus	1	-	1
Philippines	1	1	-
India	1	1	-
Cuba	1	1	-
Liberia	1	1	-
Lebanon	1	1	-
Mexico	1	1	-
Nigeria	1	1	-
Kosovo	1	1	-
Saudi Arabia	1	1	-
Tunisia	1	1	-
<b>TOTAL</b>	<b>426</b>	<b>204</b>	<b>222</b>

**Overview of third country nationals who entered legally the territory of Schengen area and stayed illegally in SR (overstayers) in I. half of 2014**

Nationality	Overstayers		
	Total	Inland	at the BCP at exit from the SR
Ukraine	167	52	115
Serbia	17	17	-
Libya	15	15	-
China (PRC)	13	13	-
Russia	11	8	3
United States, USA	8	8	-
Korean Republic	7	7	-
Brazil	5	5	-
Viet Nam	5	5	-
Bosnia and Herzegovina	4	4	-
Canada	3	3	-
Cuba	3	3	-
Macedonia (FYROM)	3	3	-
Mexico	3	3	-
Nigeria	3	3	-
Albania	2	2	-
India	2	2	-
Kosovo	2	2	-
Pakistan	2	2	-
Syria	2	2	-
Algeria	1	1	-
Angola	1	1	-
Australia	1	1	-
Stateless	1	1	-
Belarus	1	-	1
Chile	1	1	-
Montenegro	1	1	-
Gambia	1	-	1
Iraq	1	1	-
Israel	1	1	-
Niger	1	1	-
Côte d'Ivoire	1	1	-
Saudi Arabia	1	1	-
Senegal	1	1	-
Central African Republic	1	1	-
Thailand	1	1	-
Turkey	1	1	-
<b>TOTAL</b>	<b>294</b>	<b>174</b>	<b>120</b>

**IS in I. half of 2015 according processing of cases by individual DBAPs**

Nationality	Total	Thereof:			
		DBAP Bratislava	DBAP B. Bystrica	DBAP Prešov	DBAP Sobrance
Ukraine	312	19	37	35	221
Syria	149	146	1	2	-
Kosovo	111	110	1	-	-
Iraq	33	21	-	12	-
Afghanistan	32	31	1	-	-
Serbia	22	19	1	2	-
Russia	19	9	5	3	2
Israel	16	-	-	16	-
Macedonia (FYROM)	12	10	1	1	-
Viet Nam	9	7	1	1	-
China (PRC)	8	6	2	-	-
United States, USA	8	6	2	-	-
Sudan	7	7	-	-	-
Cuba	6	6	-	-	-
Bangladesh	5	3	1	1	-
India	5	4	-	1	-
Libya	5	2	-	3	-
Turkey	5	1	2	2	-
Algeria	4	4	-	-	-
Brazil	4	-	1	3	-
Canada	4	2	2	-	-
Korean Republic	4	1	3	-	-
Nigeria	4	1	2	1	-
Pakistan	4	1	-	3	-
Romania	4	3	-	1	-
Armenia	3	3	-	-	-
Bosnia and Herzegovina	3	2	1	-	-
Bulgaria	3	3	-	-	-
Côte d'Ivoire	3	3	-	-	-
Stateless	2	-	1	1	-
Egypt	2	2	-	-	-
Philippines	2	2	-	-	-
Georgia	2	-	-	2	-
Guinea	2	2	-	-	-
Iran	2	1	-	1	-
Moldova	2	-	2	-	-
Germany	2	2	-	-	-
Palestine	2	1	-	1	-
Argentina	1	1	-	-	-
Australia	1	1	-	-	-
Burkina Faso	1	1	-	-	-
Belarus	1	-	-	-	1
Gambia	1	1	-	-	-
Haiti	1	1	-	-	-
Cameroon	1	1	-	-	-
Lebanon	1	1	-	-	-
Liberia	1	1	-	-	-
Mexico	1	1	-	-	-
Nepal	1	-	-	1	-
Poland	1	-	1	-	-
Austria	1	1	-	-	-
Saudi Arabia	1	-	-	1	-
Turkmenistan	1	-	-	-	1
Tunisia	1	1	-	-	-
Uganda	1	-	-	1	-
Uzbekistan	1	-	-	1	-
<b>TOTAL</b>	<b>840</b>	<b>451</b>	<b>68</b>	<b>96</b>	<b>225</b>

**IS in I. half of 2014 according processing of cases by individual DBAPs**

Nationality	Total	Thereof:			
		DBAP Bratislava	DBAP B. Bystrica	DBAP Prešov	DBAP Sobrance
Ukraine	178	20	11	26	121
Syria	29	26	-	3	-
Afghanistan	24	5	-	8	11
Serbia	18	13	4	1	-
Libya	15	10	-	5	-
Russia	14	7	1	2	4
Viet Nam	14	2	2	5	5
China (PRC)	13	10	3	-	-
United States, USA	11	4	2	5	-
Macedonia (FYROM)	9	7	1	1	-
Korean Republic	7	5	2	-	-
Bosnia and Herzegovina	6	5	1	-	-
Pakistan	6	2	2	2	-
Brazil	5	3	2	-	-
Gambia	5	5	-	-	-
Iraq	5	1	-	4	-
Canada	4	1	3	-	-
Hungary	4	-	-	4	-
Moldova	4	2	-	-	2
Nigeria	4	3	1	-	-
Kosovo	4	2	2	-	-
Albania	3	3	-	-	-
Cuba	3	2	-	1	-
Mexico	3	1	1	1	-
Algeria	2	2	-	-	-
Stateless	2	1	1	-	-
India	2	2	-	-	-
Israel	2	2	-	-	-
Saudi Arabia	2	-	1	1	-
Turkey	2	2	-	-	-
Angola	1	1	-	-	-
Australia	1	-	1	-	-
Belarus	1	-	-	-	1
Chile	1	1	-	-	-
Montenegro	1	-	1	-	-
Eritrea	1	-	-	1	-
Iran	1	-	-	1	-
Japan	1	1	-	-	-
Namibia	1	-	1	-	-
Niger	1	1	-	-	-
Côte d'Ivoire	1	1	-	-	-
Senegal	1	-	-	1	-
Central African Republic	1	-	1	-	-
Italy	1	1	-	-	-
Thailand	1	-	-	1	-
<b>TOTAL</b>	<b>415</b>	<b>154</b>	<b>44</b>	<b>73</b>	<b>144</b>



**IS in I. half of 2015 by processing of cases by individual units of DBAP Bratislava**

Nationality	Total	Thereof:						
		APU PF Bratislava	APU PF Dunajská Streda	APU PF Nitra	APU PF Nové Zámky	APU PF Trnava	BCU PF Bratislava Airport	MU PF Bratislava
Syria	146	70	-	-	47	29	-	-
Kosovo	110	50	-	1	46	13	-	-
Afghanistan	31	16	-	-	13	2	-	-
Iraq	21	6	-	-	15	-	-	-
Serbia	19	10	2	2	1	2	-	2
Ukraine	19	13	1	-	-	4	-	1
Macedonia (FYROM)	10	6	2	-	-	2	-	-
Russia	9	2	4	1	-	2	-	-
Sudan	7	7	-	-	-	-	-	-
Viet Nam	7	2	-	3	-	2	-	-
China (PRC)	6	1	-	1	3	1	-	-
Cuba	6	2	-	-	4	-	-	-
United States, USA	6	2	-	1	2	1	-	-
Algeria	4	-	-	-	-	4	-	-
India	4	4	-	-	-	-	-	-
Armenia	3	3	-	-	-	-	-	-
Bangladesh	3	-	-	-	3	-	-	-
Bulgaria	3	3	-	-	-	-	-	-
Côte d'Ivoire	3	1	-	-	2	-	-	-
Romania	3	3	-	-	-	-	-	-
Bosnia and Herzegovina	2	-	1	-	1	-	-	-
Egypt	2	1	-	-	1	-	-	-
Philippines	2	2	-	-	-	-	-	-
Guinea	2	1	-	-	1	-	-	-
Canada	2	2	-	-	-	-	-	-
Libya	2	2	-	-	-	-	-	-
Germany	2	2	-	-	-	-	-	-
Argentina	1	-	1	-	-	-	-	-
Australia	1	1	-	-	-	-	-	-
Burkina Faso	1	-	-	-	1	-	-	-
Gambia	1	1	-	-	-	-	-	-
Haiti	1	-	-	-	1	-	-	-
Iran	1	1	-	-	-	-	-	-
Cameroon	1	1	-	-	-	-	-	-
Korean Republic	1	-	-	-	-	1	-	-
Lebanon	1	1	-	-	-	-	-	-
Liberia	1	-	1	-	-	-	-	-
Mexico	1	1	-	-	-	-	-	-
Nigeria	1	1	-	-	-	-	-	-
Pakistan	1	1	-	-	-	-	-	-
Palestine	1	1	-	-	-	-	-	-
Austria	1	1	-	-	-	-	-	-
Tunisia	1	-	-	-	-	1	-	-
Turkey	1	1	-	-	-	-	-	-
<b>TOTAL</b>	<b>451</b>	<b>222</b>	<b>12</b>	<b>9</b>	<b>141</b>	<b>64</b>	<b>0</b>	<b>3</b>

**IS in I. half of 2015 by processing of cases by individual units of DBAP Banská Bystrica**

Nationality	Total	Thereof:				
		APU PF Banská Bystrica	APU PF Rimavská Sobota	APU PF Trenčín	APU PF Žilina	MU PF Banská Bystrica
Ukraine	37	4	-	6	27	-
Russia	5	3	-	-	2	-
Korean Republic	3	-	-	-	3	-
China (PRC)	2	-	-	1	1	-
Canada	2	-	-	-	2	-
Moldova	2	2	-	-	-	-
Nigeria	2	-	-	1	1	-
United States, USA	2	-	-	-	2	-
Turkey	2	-	-	1	1	-
Afghanistan	1	-	-	-	1	-
Bangladesh	1	-	-	1	-	-
Stateless	1	-	-	1	-	-
Bosnia and Herzegovina	1	1	-	-	-	-
Brazil	1	-	1	-	-	-
Macedonia (FYROM)	1	-	-	-	1	-
Kosovo	1	-	-	-	1	-
Poland	1	1	-	-	-	-
Serbia	1	-	-	1	-	-
Syria	1	-	-	-	1	-
Viet Nam	1	1	-	-	-	-
<b>TOTAL</b>	<b>68</b>	<b>12</b>	<b>1</b>	<b>12</b>	<b>43</b>	<b>0</b>

**IS in I. half of 2015 by processing of cases by individual units of DBAP Prešov**

Nationality	Total	Thereof:					
		APU PF Košice	APU PF Michalovce	APU PF Prešov	BCU PF Košice Airport	BCU PF Poprad Airport	AU PF Humenné
Ukraine	35	8	22	1	4	-	-
Israel	16	16	-	-	-	-	-
Iraq	12	-	-	-	12	-	-
Brazil	3	3	-	-	-	-	-
Libya	3	3	-	-	-	-	-
Pakistan	3	2	1	-	-	-	-
Russia	3	1	-	-	-	-	2
Georgia	2	-	-	-	-	-	2
Serbia	2	-	-	2	-	-	-
Syria	2	2	-	-	-	-	-
Turkey	2	2	-	-	-	-	-
Bangladesh	1	-	-	1	-	-	-
Stateless	1	1	-	-	-	-	-
India	1	1	-	-	-	-	-
Iran	1	-	-	-	1	-	-
Macedonia	1	-	-	1	-	-	-
Nigeria	1	-	1	-	-	-	-
Nepal	1	-	-	-	-	-	1
Palestine	1	-	-	-	1	-	-
Romania	1	1	-	-	-	-	-
Saudi Arabia	1	1	-	-	-	-	-
Uganda	1	-	-	-	1	-	-
Uzbekistan	1	-	-	-	1	-	-
Viet Nam	1	1	-	-	-	-	-
<b>TOTAL</b>	<b>96</b>	<b>42</b>	<b>24</b>	<b>5</b>	<b>20</b>	<b>0</b>	<b>5</b>

**IS in I. half of 2015 by processing of cases by individual units of DBAP Sobrance**

Nationality	Total	Thereof BCU PF:									
		Zboj	Topoľa	Ulič	Ubl'a	Podhorod'	Petrovce	Vyšné Nemecké	Maťovské Vojkovce	Veľké Slemence	Čierna nad Tisou
Ukraine	221	-	-	-	16	-	-	197	-	2	6
Russia	2	-	-	-	-	-	-	2	-	-	-
Belarus	1	-	-	-	-	-	-	1	-	-	-
Turkmenistan	1	-	-	-	-	-	-	1	-	-	-
<b>TOTAL</b>	<b>225</b>	<b>0</b>	<b>0</b>	<b>0</b>	<b>16</b>	<b>0</b>	<b>0</b>	<b>201</b>	<b>0</b>	<b>2</b>	<b>6</b>

## 2.3 Unaccompanied minors apprehended for IBC and IS

### Unaccompanied minors apprehended for IBC and IS in I. half of 2015

Nationality	Unaccompanied minors apprehended for:		
	Total	IBC	IS
Afghanistan	2	-	2
<b>TOTAL</b>	<b>2</b>	<b>0</b>	<b>2</b>

### Unaccompanied minors apprehended for IBC and IS in I. half of 2014

Nationality	Unaccompanied minors apprehended for:		
	Total	IBC	IS
Afghanistan	3	1	2
<b>TOTAL</b>	<b>3</b>	<b>1</b>	<b>2</b>

## 2.4 Asylum applications

### Overview of all asylum applications submitted in I. half of 2015

Nationality	Number of submitted asylum applications
Iraq	22
Ukraine	14
Kosovo	13
Afghanistan	9
Georgia	8
Syria	7
Russia	5
Bangladesh	4
India	4
Armenia	3
Moldova	3
Iran	2
D. R. Congo	2
Cuba	2
Palestine	2
Somalia	2
Viet Nam	2
Belarus	1
Nepal	1
Sudan	1
Uganda	1
Uzbekistan	1
<b>TOTAL</b>	<b>109</b>

### Overview of all asylum applications submitted in I. half of 2014

Nationality	Number of submitted asylum applications
Afghanistan	45
Syria	27
Somalia	15
Viet Nam	10
India	8
Pakistan	6
Eritrea	5
Georgia	5
Ukraine	5
Iraq	4
D. R. Congo	4
Russia	4
Palestine	3
Kosovo	2
Sudan	2
Algeria	1
Benin	1
Czech Republic	1
Iran	1
Kazakhstan	1
Congo	1
Cuba	1
Moldova	1
Nigeria	1
Tajikistan	1
<b>TOTAL</b>	<b>155</b>

**Note:**

This overview contains all applications for asylum submitted on a territory of Slovak republic during the reference period. There is no relevance whether an alien stayed at the territory of Slovak republic legally or illegally, including repeated asylum applications.

The official data provided by Migration Office of MOI may be different from data in this report.

**Overview of asylum applications submitted by illegal migrants apprehended for IBC and IS in I. half of 2015**

		Apprehended illegal migrants	Thereof number of asylum applications
IBC	External land border between BCPs	72	12
	External land border at BCPs	30	0
	External air border	1	1
	<b>TOTAL</b>	<b>103</b>	<b>13</b>
IS	Inland	546	24
	at BCPs at the exit from SR	224	0
	returned from other member state	70	25
	<b>TOTAL</b>	<b>840</b>	<b>49</b>
<b>TOTAL</b>		<b>943</b>	<b>62</b>

**Overview of asylum applications submitted by illegal migrants apprehended for IBC and IS in I. half of 2014**

		Apprehended illegal migrants	Thereof number of asylum applications
IBC	External land border between BCPs	61	28
	External land border at BCPs	22	1
	External air border	0	0
	<b>TOTAL</b>	<b>83</b>	<b>29</b>
IS	Inland	272	62
	at BCPs at the exit from SR	123	0
	returned from other member state	20	8
	<b>TOTAL</b>	<b>415</b>	<b>70</b>
<b>TOTAL</b>		<b>498</b>	<b>99</b>

**Overview of asylum applications submitted by illegal migrants apprehended for IBC and IS in I. half of 2015 disaggregated by nationality**

Nationality	Total	asylum application by IBC			asylum application by IS		
		land border:		airports	Inland	at the BCP at exit from the SR	returned from other MS
		between BCPs	at BCPs				
Iraq	22	5	-	-	5	-	12
Afghanistan	5	4	-	-	1	-	-
Bangladesh	4	3	-	-	1	-	-
Georgia	4	-	-	-	4	-	-
Syria	4	-	-	-	3	-	1
Ukraine	4	-	-	1	1	-	2
Armenia	3	-	-	-	-	-	3
Kosovo	3	-	-	-	2	-	1
Russia	3	-	-	-	2	-	1
Moldova	2	-	-	-	2	-	-
India	1	-	-	-	1	-	-
Iran	1	-	-	-	-	-	1
Cuba	1	-	-	-	1	-	-
Nepal	1	-	-	-	1	-	-
Palestine	1	-	-	-	-	-	1
Sudan	1	-	-	-	-	-	1
Uganda	1	-	-	-	-	-	1
Uzbekistan	1	-	-	-	-	-	1
<b>TOTAL</b>	<b>62</b>	<b>12</b>	<b>0</b>	<b>1</b>	<b>24</b>	<b>0</b>	<b>25</b>



**Overview of asylum applications submitted by illegal migrants apprehended for IBC and IS in I. half of 2014 disaggregated by nationality**

Nationality	Total	asylum application by IBC			asylum application by IS		
		land border:		airports	Inland	at the BCP at exit from the SR	returned from other MS
		between BCPs	at BCPs				
Afghanistan	35	15	-	-	20	-	-
Syria	24	-	-	-	24	-	-
Viet Nam	9	-	-	-	9	-	-
Somalia	7	7	-	-	-	-	-
Eritrea	4	3	-	-	-	-	1
Iraq	4	-	-	-	-	-	4
Pakistan	3	-	-	-	3	-	-
Kosovo	2	-	-	-	2	-	-
Sudan	2	2	-	-	-	-	-
Ukraine	2	-	-	-	1	-	1
Algeria	1	-	-	-	1	-	-
Benin	1	-	1	-	-	-	-
Iran	1	-	-	-	-	-	1
Cuba	1	-	-	-	1	-	-
Nigeria	1	-	-	-	1	-	-
Palestine	1	1	-	-	-	-	-
Russia	1	-	-	-	-	-	1
<b>TOTAL</b>	<b>99</b>	<b>28</b>	<b>1</b>	<b>0</b>	<b>62</b>	<b>0</b>	<b>8</b>

## 2.5 Counterfeit and Forged Travel, Residence and other documents

Number of persons, documents and BCSs by the place of detection in I. half of 2014 and 2015

		I. half of 2014			I. half of 2015		
		persons	documents*	BCSs	persons	documents*	BCSs
land border	at the BCP at entry to SR	19	4	33	28	17	35
	at the BCP at exit from the SR	19	6	30	32	8	75
	In the vicinity of land border (border surveillance)	1	1	-	-	-	-
	<b>Total</b>	<b>39</b>	<b>11</b>	<b>63</b>	<b>60</b>	<b>25</b>	<b>110</b>
airports	Non-Schengen flights	1	2	-	4	6	-
	Intra-Schengen flights (Dublin return)	1	3	-	5	6	-
	In airport area (or in its vicinity)	-	-	-	-	-	-
	<b>Total</b>	<b>2</b>	<b>4</b>	<b>0</b>	<b>9</b>	<b>12</b>	<b>0</b>
Inland	at APU PF	16	16	-	36	36	7
	at AU PF	2	1	1	-	-	-
	at PDCA	-	-	-	-	-	-
	Other	2	3	-	3	4	-
	<b>Total</b>	<b>20</b>	<b>20</b>	<b>1</b>	<b>39</b>	<b>40</b>	<b>7</b>
<b>TOTAL in the territory of SR</b>		<b>61</b>	<b>35</b>	<b>64</b>	<b>108</b>	<b>77</b>	<b>117</b>
GC SR in Uzhgorod (detected by DAU DBAP Sobrance)		16	2	60	29	20	21

\* Except for those passports in which no changes have been made and they contain counterfeit/forged/fraudulently obtained documents or BCSs

Number of detected persons, documents and BCSs by DBAPs and PDCAs in I. half of 2014 and 2015

	I. half of 2014			I. half of 2015		
	persons	documents*	BCSs	persons	documents*	BCSs
DBAP Bratislava	8	11	-	11	12	7
DBAP Banská Bystrica	1	1	-	2	2	-
DBAP Prešov	13	12	1	35	38	-
DBAP Sobrance**	39	11	63	60	25	110
PDCA Medveďov	-	-	-	-	-	-
PDCA Sečovce	-	-	-	-	-	-
<b>TOTAL</b>	<b>61</b>	<b>35</b>	<b>64</b>	<b>108</b>	<b>77</b>	<b>117</b>

\* Except for those passports in which no changes have been made and they contain counterfeit/forged/fraudulently obtained documents or BCSs

\*\* Except for cases at GC SR in Uzhgorod

### Number of documents and BCSs by the place of detection in I. half of 2014 and 2015

		I. half of 2014					I. half of 2015				
		Total in SR	land border	airports	inland	GC SR Uzhgorod	Total in SR	land border	airports	inland	GC SR Uzhgorod
DOCUMENTS*	passport*	10	4	2	4	1	28	19	3	6	18
	ID card	7	3	1	3	-	15	4	9	2	-
	Other TD	0	-	-	-	-	1	1	-	-	-
	Visa	0	-	-	-	1	0	-	-	-	2
	Residence permit	3	2	1	-	-	0	-	-	-	-
	Driving license	3	2	-	1	-	2	1	-	1	-
	Civil status document	0	-	-	-	-	1	-	-	1	-
	Criminal records	9	-	-	9	-	5	-	-	5	-
	Evidence of education	0	-	-	-	-	1	-	-	1	-
	Other supportive document	3	-	-	3	-	24	-	-	24	-
	Other	0	-	-	-	-	0	-	-	-	-
	<b>TOTAL</b>	<b>35</b>	<b>11</b>	<b>4</b>	<b>20</b>	<b>2</b>	<b>77</b>	<b>25</b>	<b>12</b>	<b>40</b>	<b>20</b>
BCSs		64	63	-	1	60	117	110	-	7	21

\* Except for those passports in which no changes have been made and they contain counterfeit/forged/fraudulently obtained documents or BCSs

### Travel documents (passports, ID cards, other TDs) by type of fraud detected in the SR (GC SR in Uzhgorod excluded) in I. half of 2014 and 2015

		Total (a – l)	a	b	c	d	e	f	g	h	i	j	k	l	x
I. half of 2014	Passport	10	-	4	3	-	-	-	1	-	-	-	2	-	33
	ID card	7	2	-	-	-	-	-	-	-	4	-	1	-	-
	other TD	0	-	-	-	-	-	-	-	-	-	-	-	-	-
	<b>TOTAL</b>	<b>17</b>	<b>2</b>	<b>4</b>	<b>3</b>	<b>0</b>	<b>0</b>	<b>0</b>	<b>1</b>	<b>0</b>	<b>4</b>	<b>0</b>	<b>3</b>	<b>0</b>	<b>33</b>
I. half of 2015	Passport	28	1	3	4	-	-	-	18	-	1	-	1	-	40
	ID card	15	1	-	-	-	-	-	-	-	13	-	1	-	-
	Other TD	1	-	-	1	-	-	-	-	-	-	-	-	-	-
	<b>TOTAL</b>	<b>44</b>	<b>2</b>	<b>3</b>	<b>5</b>	<b>0</b>	<b>0</b>	<b>0</b>	<b>18</b>	<b>0</b>	<b>14</b>	<b>0</b>	<b>2</b>	<b>0</b>	<b>40</b>

- a. Photo substitution
- b. Unauthorized data alteration/addition
- c. Data page substitution
- d. Inner pages(except for data page) substitution
- e. Data page overlapping (multiple changes – photo substitution incl. Unauthorized data alteration/addition)
- f. Electronic device (any changes, interventions or damages)
- g. Unauthorized interventions to document (damage, overlapping of parts of document, wet stamps removal)
- h. Stolen blank travel document (unauthorized personalization)
- i. counterfeit (made by counterfeiter)
- j. Fantasy/Camouflage document (without legal validity)
- k. Genuine travel document misused by other person (impersonation)
- l. Fraudulently obtained document (e.g. issuance based on false personal data or due to corruption)
- x. Genuine passport in which no changes have been made and they contain counterfeit/forged/fraudulently obtained documents or BCSs

**Documents and BCSs detected in I. half of 2015 by place of detection, nationality of person and country of origin of the document**

	Persons (incl. Cases without persons*)		Documents								BCS	
	Nationality	number	Country of origin of the document**	Passport		ID card	visa	RP	other****			
				false	genuine (x)***				number	type		
Land border	Ukraine	13	Ukraine	13	-	-	-	-	-	-	-	
	Ukraine	4	Romania	3	-	4	-	-	1	OTD	-	
	Georgia	1	Georgia	1	-	-	-	-	1	DL	-	
	Ukraine	2	Ukraine	1	1	-	-	-	-	-	-	
			Poland	-	-	-	-	-	-	-	-	
			Slovakia	-	-	-	-	-	-	-	-	
	Ukraine	1	Ukraine	1	-	-	-	-	-	-	-	
			Poland	-	-	-	-	-	-	-	-	
			Austria	-	-	-	-	-	-	-	-	
			Hungary	-	-	-	-	-	-	-	-	
	Ukraine	21	Ukraine	-	21	-	-	-	-	-	-	
			Slovakia	-	-	-	-	-	-	-	-	
	Ukraine	12	Ukraine	-	12	-	-	-	-	-	-	
			Poland	-	-	-	-	-	-	-	-	
	Ukraine	2	Ukraine	-	2	-	-	-	-	-	-	
			Hungary	-	-	-	-	-	-	-	-	
	Ukraine	2	Ukraine	-	2	-	-	-	-	-	-	
			Italy	-	-	-	-	-	-	-	-	
	Ukraine	1	Ukraine	-	1	-	-	-	-	-	-	
			Slovakia	-	-	-	-	-	-	-	-	
			Hungary	-	-	-	-	-	-	-	-	
	Ukraine	1	Ukraine	-	1	-	-	-	-	-	-	
			Greece	-	-	-	-	-	-	-	-	
			Lithuania	-	-	-	-	-	-	-	-	
			Poland	-	-	-	-	-	-	-	-	
	Total	60	---	19	40	4	0	0	2	---	110	
Airports	Iraq	5	Iraq	-	-	6	-	-	-	-	-	
	Ukraine	2	Slovenia	2	-	2	-	-	-	-	-	
	Ukraine	1	Poland	1	-	-	-	-	-	-	-	
	India	1	Slovakia	-	-	1	-	-	-	-	-	
	Total	9	---	3	0	9	0	0	0	---	0	
Inland	Kosovo	1	Slovenia	-	-	1	-	-	1	DL	-	
	Libya	4	Libya	3	-	-	-	-	1	CR	-	
	Liberia	1	Liberia	1	-	-	-	-	-	-	-	
	Russia	1	Austria	1	-	-	-	-	-	-	-	
	Bosnia and Herzegovina	1	Slovenia	1	-	-	-	-	-	-	-	-
			United Kingdom	-	-	-	-	-	-	-	-	2
			Canada	-	-	-	-	-	-	-	-	1
			Hungary	-	-	-	-	-	-	-	-	1
			Austria	-	-	-	-	-	-	-	-	1
			Switzerland	-	-	-	-	-	-	-	-	1
Bosnia and Herzegovina	1	Italy	-	-	-	-	-	-	-	1		
Bosnia and Herzegovina	1	Bosnia and Herzegovina	-	-	-	-	-	1	CR	-		



continued overleaf



continued from previous page

Inland	Persons (incl. Cases without persons*)		Documents								BCS
	Nationality	number	Country of origin of the document**	Passport		ID card	visa	RP	other****		
				false	genuine (x)***				Number	Type	
	Iran	2	Iran	-	-	-	-	-	2	CR	-
	Turkey	1	Turkey	-	-	-	-	-	1	CR	-
	Viet Nam	1	Viet Nam	-	-	-	-	-	1	CSD	-
	Macedonia (FYROM)	1	Macedonia (FYROM)	-	-	-	-	-	1	EoE	-
	Israel	17	Slovakia	-	-	-	-	-	17	OSD	-
	Ukraine	5	Slovakia	-	-	1	-	-	4	OSD	-
	Viet Nam	2	Slovakia	-	-	-	-	-	2	OSD	-
Saudi Arabia	1	Slovakia	-	-	-	-	-	1	OSD	-	
Total		39	---	6	0	2	0	0	32	---	7
TOTAL in the territory of the SR		108	---	28	40	15	0	0	34	---	117
GC SR in Uzhgorod (detected by DAU DBAP Sobrance)	Ukraine	16	Ukraine	16	-	-	-	-	-	-	-
	Ukraine	2	Ukraine	2	-	-	-	-	-	-	-
			Viet Nam	-	-	-	2	-	-	-	
	Ukraine	4	Ukraine	-	4	-	-	-	-	-	-
			Slovakia	-	-	-	-	-	-	-	12
	Ukraine	7	Ukraine	-	7	-	-	-	-	-	-
			Poland	-	-	-	-	-	-	-	9
Total		29	---	18	11	0	2	0	0	---	21

\* e. g. documents found in airport premises, Police units premises, in forger's workshop etc.

\*\* The state whose document (travel document, visa, residents permit, border crossing stamp) was falsified (for example in the case of forged visa, the state which issued the visa is reported)

\*\*\* Type of fraud „x“- genuine passport in which no changes have been made and they contain counterfeit/forged/fraudulently obtained documents or BCSs

\*\*\*\* Column „type“-contains abbreviations as follows:

DL – driving license

CSD – civil status document

CR – criminal records

EoE – evidence of education

OSD – other supportive document

OTD – other travel document

### Counterfeit, forged and fraudulently obtained BCSs detected in I. half of 2014 and 2015

	I. half of 2014			I. half of 2015		
	Persons	BCSs		Persons	BCSs	
		false	fraudulently obtained		false	fraudulently obtained
Land border BCP at entry to the SR	15	17	16	14	14	21
Land border BCP at exit from SR	17	17	13	28	49	26
Non-Schengen flights	-	-	-	-	-	-
Intra-Schengen flights*	-	-	-	-	-	-
Inland	1	1	-	1	7	-
<b>TOTAL in the territory of the SR</b>	<b>33</b>	<b>35</b>	<b>29</b>	<b>43</b>	<b>70</b>	<b>47</b>
GC SR in Uzhgorod (detected by DAU DBAP Sobrance)	15	45	15	11	21	-

\* during spot - checks

## 2.6 Refusal of entry

### Refusal of entry at the external border in I. half of 2014 and 2015 by reason for refusal

Reasons for refusal	I. half of 2014			I. half of 2015		
	Total	Thereof:		Total	Thereof:	
		Land border	Airports		Land border	Airports
<b>A</b>	<b>2</b>	2	-	<b>8</b>	8	-
<b>B</b>	<b>17</b>	17	-	<b>28</b>	28	-
<b>C</b>	<b>106</b>	105	1	<b>99</b>	95	4
<b>D</b>	<b>2</b>	2	-	<b>0</b>	-	-
<b>E</b>	<b>23</b>	22	1	<b>36</b>	36	-
<b>F</b>	<b>26</b>	26	-	<b>47</b>	47	-
<b>G</b>	<b>19</b>	18	1	<b>8</b>	8	-
<b>H1</b>	<b>20</b>	20	-	<b>12</b>	12	-
<b>H2</b>	<b>1</b>	1	-	<b>1</b>	1	-
<b>I</b>	<b>0</b>	-	-	<b>0</b>	-	-
<b>Refusal of entry to EU national</b>	<b>0</b>	-	-	<b>0</b>	-	-
<b>TOTAL</b>	<b>216</b>	<b>213</b>	<b>3</b>	<b>239</b>	<b>235</b>	<b>4</b>

Note:

**Refusal of entry to EU national** - this category includes EU nationals who were refused to enter the SR according § 11 of the Act on stay of aliens.

### Reasons for refusal of entry as listed in Regulation (EC) 562/2006, The Schengen borders code:

- A - Has no valid travel document(s)
- B - Has a false/counterfeit/forged travel document
- C - Has no valid visa or residence permit
- D - Has a false/counterfeit/forged visa or residence permit
- E - Has no appropriate documentation justifying the purpose and conditions of stay
- F - Has already stayed for 90 days in the preceding 180-day period on the territory of the Member States of the EU
- G – Does not have sufficient means of subsistence in relation to the period and form of stay, or the means to return to the country of origin or transit
- H1 - Person for whom an alert has been issued in the SIS for the purposes of refusing entry
- H2 - Person for whom an alert has been issued in national register for the purposes of refusing entry
- I - Is considered to be a threat to public policy, internal security, public health or the international relations of one or more of the Member States of the EU

### Refusal of entry in I. half of 2015

		Reasons												
		Total	Refusal of entry											Refusal of entry to EU nationals
			A	B	C	D	E	F	G	H1	H2	I		
LAND BORDER	Ukraine	226	6	27	92	-	36	47	8	9	1	-	-	
	Georgia	4	-	1	1	-	-	-	-	2	-	-	-	
	Armenia	1	-	-	1	-	-	-	-	-	-	-	-	
	Cameroon	1	-	-	1	-	-	-	-	-	-	-	-	
	Moldova	1	-	-	-	-	-	-	-	1	-	-	-	
	Russia	1	1	-	-	-	-	-	-	-	-	-	-	
	Syria	1	1	-	-	-	-	-	-	-	-	-	-	
	TOTAL	235	8	28	95	0	36	47	8	12	1	0	0	
AIRPORTS	Iraq	1	-	-	1	-	-	-	-	-	-	-	-	
	Iran	1	-	-	1	-	-	-	-	-	-	-	-	
	Pakistan	1	-	-	1	-	-	-	-	-	-	-	-	
	Russia	1	-	-	1	-	-	-	-	-	-	-	-	
	TOTAL	4	0	0	4	0	0	0	0	0	0	0	0	
TOTAL		239	8	28	99	0	36	47	8	12	1	0	0	

### Refusal of entry in I. half of 2014

		Reasons											
		Total	Refusal of entry										Refusal of entry to EU nationals
			A	B	C	D	E	F	G	H1	H2	I	
LAND BORDER	Ukraine	193	2	17	90	-	22	26	18	17	1	-	-
	Armenia	10	-	-	10	-	-	-	-	-	-	-	-
	Russia	3	-	-	3	-	-	-	-	-	-	-	-
	D. R. Congo	2	-	-	-	2	-	-	-	-	-	-	-
	Moldova	2	-	-	-	-	-	-	-	2	-	-	-
	Benin	1	-	-	1	-	-	-	-	-	-	-	-
	Kuwait	1	-	-	1	-	-	-	-	-	-	-	-
	Serbia	1	-	-	-	-	-	-	-	1	-	-	-
	TOTAL	213	2	17	105	2	22	26	18	20	1	0	0
AIRPORTS	Russia	2	-	-	-	-	1	-	1	-	-	-	-
	Iraq	1	-	-	1	-	-	-	-	-	-	-	-
	TOTAL	3	0	0	1	0	1	0	1	0	0	0	0
TOTAL		216	2	17	106	2	23	26	19	20	1	0	0

**Refusal of entry of third country nationals in I. half of 2015 at the external land border by individual BCPs and reasons for refusal**

		Reasons for refusal										
		Total	Thereof:									
			A	B	C	D	E	F	G	H1	H2	I
<b>Ubl'a</b>		<b>63</b>	<b>1</b>	<b>-</b>	<b>41</b>	<b>-</b>	<b>9</b>	<b>9</b>	<b>1</b>	<b>1</b>	<b>1</b>	<b>-</b>
Thereof:	Ukraine	62	-	-	41	-	9	9	1	1	1	-
	Syria	1	1	-	-	-	-	-	-	-	-	-
<b>Vyšné Nemecké</b>		<b>137</b>	<b>5</b>	<b>28</b>	<b>45</b>	<b>-</b>	<b>14</b>	<b>34</b>	<b>2</b>	<b>9</b>	<b>-</b>	<b>-</b>
Thereof:	Ukraine	132	4	27	43	-	14	34	2	8	-	-
	Georgia	2	-	1	1	-	-	-	-	-	-	-
	Armenia	1	-	-	1	-	-	-	-	-	-	-
	Moldova	1	-	-	-	-	-	-	-	1	-	-
	Russia	1	1	-	-	-	-	-	-	-	-	-
<b>Veľké Slemence</b>		<b>25</b>	<b>2</b>	<b>-</b>	<b>5</b>	<b>-</b>	<b>13</b>	<b>-</b>	<b>5</b>	<b>-</b>	<b>-</b>	<b>-</b>
Thereof:	Ukraine	25	2	-	5	-	13	-	5	-	-	-
<b>Čierna nad Tisou</b>		<b>9</b>	<b>-</b>	<b>-</b>	<b>4</b>	<b>-</b>	<b>-</b>	<b>3</b>	<b>-</b>	<b>2</b>	<b>-</b>	<b>-</b>
Thereof:	Ukraine	6	-	-	3	-	-	3	-	-	-	-
	Georgia	2	-	-	-	-	-	-	-	2	-	-
	Cameroon	1	-	-	1	-	-	-	-	-	-	-
<b>Maťovské Vojkovce</b>		<b>1</b>	<b>-</b>	<b>-</b>	<b>-</b>	<b>-</b>	<b>-</b>	<b>1</b>	<b>-</b>	<b>-</b>	<b>-</b>	<b>-</b>
Thereof:	Ukraine	1	-	-	-	-	-	1	-	-	-	-
<b>TOTAL</b>		<b>235</b>	<b>8</b>	<b>28</b>	<b>95</b>	<b>0</b>	<b>36</b>	<b>47</b>	<b>8</b>	<b>12</b>	<b>1</b>	<b>0</b>

**Refusal of entry of third country nationals in I. half of 2014 at the external land border by individual BCPs and reasons for refusal**

		Reasons for refusal										
		Total	Thereof:									
			A	B	C	D	E	F	G	H1	H2	I
<b>Ubl'a</b>		<b>67</b>	<b>-</b>	<b>3</b>	<b>42</b>	<b>-</b>	<b>10</b>	<b>3</b>	<b>7</b>	<b>1</b>	<b>1</b>	<b>-</b>
Thereof:	Ukraine	64	-	3	39	-	10	3	7	1	1	-
	Russia	3	-	-	3	-	-	-	-	-	-	-
<b>Vyšné Nemecké</b>		<b>111</b>	<b>1</b>	<b>13</b>	<b>49</b>	<b>-</b>	<b>5</b>	<b>23</b>	<b>2</b>	<b>18</b>	<b>-</b>	<b>-</b>
Thereof:	Ukraine	108	1	13	49	-	5	23	2	15	-	-
	Moldova	2	-	-	-	-	-	-	-	2	-	-
	Serbia	1	-	-	-	-	-	-	-	1	-	-
<b>Veľké Slemence</b>		<b>17</b>	<b>1</b>	<b>-</b>	<b>-</b>	<b>-</b>	<b>7</b>	<b>-</b>	<b>9</b>	<b>-</b>	<b>-</b>	<b>-</b>
Thereof:	Ukraine	17	1	-	-	-	7	-	9	-	-	-
<b>Čierna nad Tisou</b>		<b>18</b>	<b>-</b>	<b>1</b>	<b>14</b>	<b>2</b>	<b>-</b>	<b>-</b>	<b>-</b>	<b>1</b>	<b>-</b>	<b>-</b>
Thereof:	Armenia	10	-	-	10	-	-	-	-	-	-	-
	Ukraine	4	-	1	2	-	-	-	-	1	-	-
	D. R. Congo	2	-	-	-	2	-	-	-	-	-	-
	Benin	1	-	-	1	-	-	-	-	-	-	-
	Kuwait	1	-	-	1	-	-	-	-	-	-	-
<b>TOTAL</b>		<b>213</b>	<b>2</b>	<b>17</b>	<b>105</b>	<b>2</b>	<b>22</b>	<b>26</b>	<b>18</b>	<b>20</b>	<b>1</b>	<b>0</b>



**Refusal of entry of third country nationals in I. half of 2015 at the external air border by individual BCPs and reasons for refusal**

		Reasons for refusal										
		Total	Thereof:									
			A	B	C	D	E	F	G	H1	H2	I
<b>Bratislava Airport</b>		<b>3</b>	-	-	3	-	-	-	-	-	-	-
Thereof:	Iraq	1	-	-	1	-	-	-	-	-	-	-
	Iran	1	-	-	1	-	-	-	-	-	-	-
	Russia	1	-	-	1	-	-	-	-	-	-	-
<b>Poprad Airport</b>		<b>0</b>	-	-	-	-	-	-	-	-	-	-
<b>Košice Airport</b>		<b>1</b>	-	-	1	-	-	-	-	-	-	-
Thereof:	Pakistan	1	-	-	1	-	-	-	-	-	-	-
<b>small airports</b>		<b>0</b>	-	-	-	-	-	-	-	-	-	-
<b>TOTAL</b>		<b>4</b>	<b>0</b>	<b>0</b>	<b>4</b>	<b>0</b>	<b>0</b>	<b>0</b>	<b>0</b>	<b>0</b>	<b>0</b>	<b>0</b>

**Refusal of entry of third country nationals in I. half of 2014 at the external air border by individual BCPs and reasons for refusal**

		Reasons for refusal										
		Total	Thereof:									
			A	B	C	D	E	F	G	H1	H2	I
<b>Bratislava Airport</b>		<b>3</b>	-	-	1	-	1	-	1	-	-	-
Thereof:	Russia	2	-	-	-	-	1	-	1	-	-	-
	Iraq	1	-	-	1	-	-	-	-	-	-	-
<b>Poprad Airport</b>		<b>0</b>	-	-	-	-	-	-	-	-	-	-
<b>Košice Airport</b>		<b>0</b>	-	-	-	-	-	-	-	-	-	-
<b>small airports</b>		<b>0</b>	-	-	-	-	-	-	-	-	-	-
<b>TOTAL</b>		<b>3</b>	<b>0</b>	<b>0</b>	<b>1</b>	<b>0</b>	<b>1</b>	<b>0</b>	<b>1</b>	<b>0</b>	<b>0</b>	<b>0</b>

## 2.7 Facilitation and trafficking in human beings

Documented cases of facilitation and trafficking in human beings in I. half of 2014 and 2015

		I. half of 2014	I. half of 2015
<b>Facilitation</b>	Complaints/number of accused persons	19/12	28/25
	Facilitators/number of accused persons	41/23	51/44
	Migrants facilitated/apprehended	197/45	151/101
	Thereof:		
	for IBC and transit	140	120
	for illegal work	49	10
	for marriage of convenience	8	5
<b>Trafficking in human beings</b>	for illegal stay on the territory of the Slovak Republic, which was provided or for which were assisted facilitators	-	16
	Number of offences	34	54
	Complaints/number of accused persons	9/7	11/6
	Offenders/persons accused	26/22	25/15
<b>TOTAL</b>	Victims	35	34
	Number of offences	32	36
	Complaints/number of accused persons	<b>28/19</b>	<b>39/31</b>
	Offenders, facilitators/persons accused	<b>67/45</b>	<b>76/59</b>
<b>TOTAL</b>	Illegal migrants/victims	<b>197/35</b>	<b>151/34</b>
	Number of offences	<b>66</b>	<b>90</b>

Complaints made by NUCIM, for the offence of facilitation by border section in I. half of 2015

	Number of complaints	Number of facilitators	Number of accused facilitators	Number of migrants facilitated without a facilitator	Number of migrants facilitated by facilitator	Number of migrants apprehended with facilitator/without facilitator
<b>External border in total</b>	<b>3</b>	<b>3</b>	<b>3</b>	<b>30</b>	<b>9</b>	<b>9/14</b>
land border	2	2	2	30	8	8/14
airports (non-Schengen flights)	1	1	1	-	1	1/0
<b>Internal border in total</b>	<b>16</b>	<b>29</b>	<b>29</b>	<b>3</b>	<b>80</b>	<b>77/0</b>
with Austria	-	-	-	-	-	-
with Hungary	13	25	25	-	80	77/0
with Czech Republic	-	-	-	-	-	-
with Poland	-	-	-	-	-	-
airports (intra-Schengen flights)	-	-	-	-	-	-
<b>In other EU member states</b>	<b>3</b>	<b>4</b>	<b>4</b>	<b>3</b>	<b>-</b>	<b>-</b>
<b>Inland</b>	<b>9</b>	<b>19</b>	<b>12</b>	<b>20</b>	<b>9</b>	<b>0/1</b>
<b>TOTAL</b>	<b>28</b>	<b>51</b>	<b>44</b>	<b>53</b>	<b>98</b>	<b>86/15</b>

### Nationality of facilitators and migrants in I. half of 2015 – facilitation

Facilitators	
Nationality	Number
Bulgaria	3
Israel	1
India	1
Kosovo	2
Macedonia (FYROM)	3
Germany	2
Unknown	6
Russia	1
Romania	3
Austria	1
Slovakia	25
Serbia	1
Turkey	1
Ukraine	1
<b>TOTAL</b>	<b>51</b>

Illegal migrants		
Nationality	Facilitated	Thereof: apprehended
Afghanistan	26	26
Bangladesh	1	1
India	3	3
Israel	15	-
Macedonia (FYROM)	1	-
Kosovo	46	43
Pakistan	2	-
Russia	1	-
Syria	38	21
Serbia	1	-
Ukraine	10	-
Viet Nam	7	7
- - -	-	-
- - -	-	-
<b>TOTAL</b>	<b>151</b>	<b>101</b>

### Nationality of offenders and victims in I. half of 2015 – trafficking in human beings

Offenders	
Nationality	Number
Slovakia	19
Unknown	4
India	2
<b>TOTAL</b>	<b>25</b>

Victims	
Nationality	Number
Slovakia	34
- - -	-
- - -	-
<b>TOTAL</b>	<b>34</b>

## 2.7.1 Processing of cases of organized and criminal groups

### Organized and criminal groups in cases processed by NUCIM in I. half of 2015

	Total number of complaints	Number of accused according complaints	Total number of facilitators, offenders	Number of accused facilitators, offenders
<b>Facilitation - organized group</b>	3	3	14	14
<b>Facilitation - criminal group</b>	-	-	-	-
<b>Trafficking in human beings § 179 CC – organized group</b>	3	2	15	9
<b>TOTAL</b>	<b>6</b>	<b>5</b>	<b>29</b>	<b>23</b>

## Illegal migration – facilitation and trafficking in human beings in I. half of 2015

NUCIM	Total number of complaints	Number of accused cases in complaints	Number of suspects	Number of accused persons	Number of smuggled persons/victims	Offences	Value in €
<b>Facilitation - organized group</b> § 355/2a, 3d, § 138/i) § 356 CC, §171a/1c, 2a, §89/26 CC, act No. 140/1961 Col.	3	3	14	14	53	9	14 756,00
<b>Facilitation</b> § 355/1, 2a, § 357 CC	16	15	21	20	68	16	8 905,10
<b>Facilitation – illegal work</b> § 356 CC	2	2	2	2	10	8	-
<b>Facilitation – marriage of convenience</b> § 356 CC	4	3	5	4	4	4	5 216,50
<b>Facilitation § 356 CC – others</b> (provide or help to stay to study in the Slovak Republic)	2	1	7	2	15	16	4 950,00
<b>Facilitation § 356 CC - others</b> (provide or help to stay in the Slovak Republic)	1	1	2	2	1	1	-
<b>Total</b>	<b>28</b>	<b>25</b>	<b>51</b>	<b>44</b>	<b>151</b>	<b>54</b>	<b>33 827,60</b>
<b>Trafficking in human beings – organized group</b> § 179 CC	3	2	15	9	16	15	100 850,00
<b>Trafficking in human beings</b> § 179 CC	8	4	10	6	18	21	26 800,00
<b>Total</b>	<b>11</b>	<b>6</b>	<b>25</b>	<b>15</b>	<b>34</b>	<b>36</b>	<b>127 650,00</b>
<b>TOTAL</b>	<b>39</b>	<b>31</b>	<b>76</b>	<b>59</b>	<b>185</b>	<b>90</b>	<b>161 477,60</b>

### Note:

**Complaints** – all initiatives leading to criminal prosecution according to Regulation of Ministry of Interior no. 53/2009 made by NUCIM,

**Accused cases in complaints** – The resolution of accusation according to § 206 of Criminal procedure code,

**Facilitators** – all suspects, in whose cases the criminal prosecution was launched according to § 199/1 of the Criminal procedure code,

**Accused facilitators** – all persons, who were accused of offence of facilitation according to § 206 of the Criminal procedure code,

**Facilitated illegal migrants:** persons who were documented in the resolution of accusation as illegal migrants according to § 355 of the Criminal code, or persons who were misused for illegal work, marriage of convenience according to § 356 of the Criminal code and forgery of public documents, official seals, official emblem and official mark according to § 352 of the Criminal code

**Apprehended migrants:** migrants apprehended after crossing the external border at the green border, at BCP, in vehicle or together with facilitators in vehicles, etc., who has used the assistance of the facilitator,

**Offence** – according to the Criminal code, the offence is also the partial attack of a continuing offense, unless expressly provided otherwise.

**Trafficking in human beings** - according to § 179 of the Criminal code,

**Victims of trafficking in human beings** – persons whose instigators incite well-paid job abroad and upon arrival abuse them to another job (begging, selling toys, to marry a foreign national, possibly prostitution)

## 2.8 Return Policy and Persons Taken Over to the SR

### 2.8.1 Readmission

#### Overview of persons handed and taken over according to Readmission Agreements in I. half of 2014 and 2015

Readmission agreement with:	I. half of 2014				I. half of 2015			
	Illegal migration		Other		Illegal migration		Other	
	Persons handed over (from SR)	Persons taken over (to SR)	Persons handed over (from SR)	Persons taken over (to SR)	Persons handed over (from SR)	Persons taken over (to SR)	Persons handed over (from SR)	Persons taken over (to SR)
Ukraine	30	-	-	-	60	-	-	-
Austria	1	1	-	-	-	-	-	-
Hungary	5	3	-	-	67	-	-	-
Czech Republic	3	7	2	1	1	46	1	1
Poland	-	1	-	-	-	1	-	-
France	-	-	-	1	-	-	-	-
<b>TOTAL</b>	<b>39</b>	<b>12</b>	<b>2</b>	<b>2</b>	<b>128</b>	<b>47</b>	<b>1</b>	<b>1</b>

Note:

**Illegal migration** – this category includes handed over and taken over persons within the reference period regardless the period in which they were apprehended for illegal migration by authority of the SR or other country.

**Other** – this category includes handed over and taken over persons according readmission agreements within the reference period who were not apprehended for illegal migration on the territory of the SR and at the time of readmission their stay in the SR or other member state of the EU was legal.

„Persons handed over (from SR)“ – this category includes persons, who were sentenced for a crime that is not regarded to illegal migration (i.e. theft) and who were sentenced to judicial expulsion and they were handed over to the territory of other EU member state, where they were permitted to stay.

„Persons taken over (to SR)“ – this category includes persons, who were returned from other EU member state and they are permitted to stay on the territory of the SR.

**Overview of persons handed over from the SR according to Readmission Agreements related to illegal migration in I. half of 2015**

Nationality	Total	Thereof:				
		Ukraine	Austria	Hungary	Czech Republic	Poland
Syria	42	7	-	35	-	-
Kosovo	25	-	-	25	-	-
Afghanistan	23	21	-	2	-	-
Somalia	11	11	-	-	-	-
Georgia	10	10	-	-	-	-
Iraq	9	5	-	4	-	-
Viet Nam	3	3	-	-	-	-
Egypt	1	-	-	1	-	-
Gambia	1	-	-	-	1	-
Russia	1	1	-	-	-	-
Turkey	1	1	-	-	-	-
Ukraine	1	1	-	-	-	-
<b>TOTAL</b>	<b>128</b>	<b>60</b>	<b>0</b>	<b>67</b>	<b>1</b>	<b>0</b>

**Overview of persons handed over from the SR according to Readmission Agreements related to illegal migration in I. half of 2014**

Nationality	Total	Thereof:				
		Ukraine	Austria	Hungary	Czech Republic	Poland
Afghanistan	13	13	-	-	-	-
Ukraine	4	4	-	-	-	-
Somalia	3	3	-	-	-	-
Syria	3	-	-	3	-	-
Bangladesh	2	2	-	-	-	-
Georgia	2	2	-	-	-	-
Russia	2	1	1	-	-	-
Turkey	2	1	-	-	1	-
Viet Nam	2	2	-	-	-	-
Angola	1	1	-	-	-	-
Stateless	1	-	-	-	1	-
Bosnia and Herzegovina	1	-	-	1	-	-
China (PRC)	1	-	-	-	1	-
D. R. Congo	1	1	-	-	-	-
Pakistan	1	-	-	1	-	-
<b>TOTAL</b>	<b>39</b>	<b>30</b>	<b>1</b>	<b>5</b>	<b>3</b>	<b>0</b>

**Persons taken over to the SR according to Readmission agreements related to illegal migration in I. half of 2015**

Nationality	Total	Thereof:				
		Ukraine	Austria	Hungary	Czech Republic	Poland
Syria	29	-	-	-	29	-
Kosovo	13	-	-	-	12	1
Ukraine	3	-	-	-	3	-
Afghanistan	2	-	-	-	2	-
<b>TOTAL</b>	<b>47</b>	<b>0</b>	<b>0</b>	<b>0</b>	<b>46</b>	<b>1</b>

**Persons taken over to the SR according to Readmission agreements related to illegal migration in I. half of 2014**

Nationality	Total	Thereof:				
		Ukraine	Austria	Hungary	Czech Republic	Poland
Syria	2	-	-	-	2	-
Ukraine	2	-	-	-	2	-
Stateless	1	-	-	1	-	-
Bosnia and Herzegovina	1	-	-	-	1	-
Canada	1	-	-	-	-	1
Macedonia (FYROM)	1	-	-	-	1	-
Namibia	1	-	-	1	-	-
Pakistan	1	-	-	-	1	-
Serbia	1	-	1	-	-	-
Turkey	1	-	-	1	-	-
<b>TOTAL</b>	<b>12</b>	<b>0</b>	<b>1</b>	<b>3</b>	<b>7</b>	<b>1</b>

## 2.8.2 Voluntary returns

### Concluded voluntary returns by country of return and Project type in I. half of 2015

Country of return	Total	Thereof:			
		Project „C“	Project „E“	Project „F“	Project „G“
Kosovo	55*	-	-	-	55
Brazil	2	-	-	-	2
China (PRC)	2	-	-	-	2
Georgia	1	-	-	-	1
Iran	1	-	-	-	1
Somalia	1	-	-	-	1
Tunisia	1	-	-	-	1
Viet Nam	1	-	-	-	1
<b>TOTAL</b>	<b>64</b>	<b>0</b>	<b>0</b>	<b>0</b>	<b>64</b>

\*This category includes 11 Kosovo nationals, who have abused the Assisted voluntary return program (actually they did not return to their country of origin).

### Concluded voluntary returns by country of return and Project type in I. half of 2014

Country of return	Total	Thereof:			
		Project „C“	Project „E“	Project „F“	Project „G“
Ukraine	6	-	-	6	-
India	3	-	-	3	-
Mexico	2	-	-	2	-
Moldova	2	-	-	2	-
Turkey	2	-	-	1	1
Afghanistan	1	-	-	1	-
Brazil	1	-	-	1	-
China (PRC)	1	-	-	1	-
Macedonia (FYROM)	1	-	-	1	-
Namibia	1	-	-	1	-
Nigeria	1	-	-	1	-
Pakistan	1	-	-	1	-
Russia	1	-	-	1	-
<b>TOTAL</b>	<b>23</b>	<b>0</b>	<b>0</b>	<b>22</b>	<b>1</b>

Data submitted by IOM

#### Note:

**Voluntary returns** – this category includes returns of aliens from Police Detention Centers for Aliens, from asylum institutions of the Migration Office of MOI SR and aliens on the territory of the SR, who are not staying in facilities of MOI SR.

**Project „C“** - Cooperation Agreement between the International Organization for Migration and the Ministry of Interior of the Slovak Republic to assist the return of unsuccessful asylum seekers and illegal migrants to their country of origin..

**Project „E“** - Helping the return and reintegration of unsuccessful asylum seekers and illegal migrants from Slovakia to the country of origin and assistance by the return and reintegration of unsuccessful asylum seekers and illegal migrants from Slovakia to the country of origin (from 1.3.2011 till 14.2.2013). Project prolonged till 30.4.2013.

**Project „F“**– Voluntary return and reintegration in country of origin (implementation 1.5.2013 – 31.5.2014)

**Project „G“**– Voluntary return and reintegration in country of origin (implementation 1.6.2014 – 31.5.2015)



## 2.8.3 Dublin transfers

**Concluded Dublin transfers according to the Regulation (EU) No. 604/2013 in I. half of 2014 and 2015.**

Concluded transfers	Total	Persons taken over to the SR	Persons handed over from the SR
I. half of 2014	54	49	5
I. half of 2015	197	43	154

Note:

This table regards handed over and taken over persons within the reference period regardless the period in which they were apprehended for illegal migration by authority of the SR or other country.

**Transfers realized according to the Dublin Regulation** – if the SR hands over (returns) the third country national to other member state, that is competent for decision in asylum procedure, or the SR takes over the third country national from other member state, as SR is competent for decision in asylum procedure.

**Persons taken over to the SR from individual countries in I. half of 2015 disaggregated by nationality**

Nationality	Total	Thereof:											
		AT	SE	BE	DE	CH	IS	GB	NO	NL	CZ	DK	FI
Iraq	12	-	5	4	2	-	-	-	-	-	-	-	1
Russia	5	1	-	-	-	-	4	-	-	-	-	-	-
Georgia	4	-	-	-	-	3	-	-	-	1	-	-	-
Afghanistan	3	3	-	-	-	-	-	-	-	-	-	-	-
Armenia	3	3	-	-	-	-	-	-	-	-	-	-	-
India	3	-	-	1	-	-	-	2	-	-	-	-	-
Iran	2	-	-	-	-	-	-	-	1	-	-	1	-
Syria	2	-	-	-	2	-	-	-	-	-	-	-	-
Ukraine	2	-	-	-	-	2	-	-	-	-	-	-	-
Viet Nam	2	-	-	-	-	-	-	1	-	-	1	-	-
Palestine	1	-	1	-	-	-	-	-	-	-	-	-	-
Sudan	1	1	-	-	-	-	-	-	-	-	-	-	-
Somalia	1	-	-	-	1	-	-	-	-	-	-	-	-
Uganda	1	-	-	-	-	-	-	-	-	1	-	-	-
Uzbekistan	1	-	-	-	-	-	-	-	1	-	-	-	-
<b>TOTAL</b>	<b>43</b>	<b>8</b>	<b>6</b>	<b>5</b>	<b>5</b>	<b>5</b>	<b>4</b>	<b>3</b>	<b>2</b>	<b>2</b>	<b>1</b>	<b>1</b>	<b>1</b>

**Persons taken over to the SR from individual countries in I. half of 2014 disaggregated by nationality**

Nationality	Total	Thereof:											
		AT	FI	DE	GB	NO	DK	SE	BE	CZ	CH	FR	NL
Afghanistan	8	6	-	1	-	1	-	-	-	-	-	-	-
Somalia	8	-	-	5	-	1	1	1	-	-	-	-	-
India	7	-	-	1	5	-	-	-	1	-	-	-	-
Georgia	5	-	-	2	-	-	-	-	-	-	1	1	1
Iraq	4	-	2	-	-	-	-	1	-	-	-	-	1
Russia	4	3	-	-	-	-	-	-	-	-	1	-	-
Syria	3	-	-	1	-	-	1	-	-	1	-	-	-
Eritrea	2	-	-	2	-	-	-	-	-	-	-	-	-
Ukraine	2	-	-	-	-	-	-	-	-	1	-	-	1
Belarus	1	-	-	-	-	1	-	-	-	-	-	-	-
Iran	1	-	1	-	-	-	-	-	-	-	-	-	-
Kazakhstan	1	1	-	-	-	-	-	-	-	-	-	-	-
Pakistan	1	-	1	-	-	-	-	-	-	-	-	-	-
Tajikistan	1	1	-	-	-	-	-	-	-	-	-	-	-
Viet Nam	1	-	-	-	-	-	-	-	-	1	-	-	-
<b>TOTAL</b>	<b>49</b>	<b>11</b>	<b>4</b>	<b>12</b>	<b>5</b>	<b>3</b>	<b>2</b>	<b>2</b>	<b>1</b>	<b>3</b>	<b>2</b>	<b>1</b>	<b>3</b>

**Persons handed over from the SR to individual countries in I. half of 2015 disaggregated by nationality**

Nationality	Total	Thereof:				
		HU	BG	CZ	AT	FI
Kosovo	93	93	-	-	-	-
Syria	21	21	-	-	-	-
Afghanistan	17	17	-	-	-	-
Iran	4	4	-	-	-	-
Cuba	4	4	-	-	-	-
Algeria	3	2	1	-	-	-
Bangladesh	3	3	-	-	-	-
Gambia	1	-	1	-	-	-
Iraq	1	-	1	-	-	-
Cameroon	1	1	-	-	-	-
Nigeria	1	-	-	-	1	-
Pakistan	1	-	-	-	-	1
Palestine	1	1	-	-	-	-
Côte d'Ivoire	1	1	-	-	-	-
Serbia	1	1	-	-	-	-
Ukraine	1	-	-	1	-	-
<b>TOTAL</b>	<b>154</b>	<b>148</b>	<b>3</b>	<b>1</b>	<b>1</b>	<b>1</b>

**Persons handed over from the SR to individual countries in I. half of 2014 disaggregated by nationality**

Nationality	Total	Thereof:			
		DE	FR	HU	IT
Afghanistan	1	-	-	1	-
Iran	1	-	-	-	1
Kosovo	1	1	-	-	-
Sudan	1	-	1	-	-
Somalia	1	1	-	-	-
<b>TOTAL</b>	<b>5</b>	<b>2</b>	<b>1</b>	<b>1</b>	<b>1</b>

---

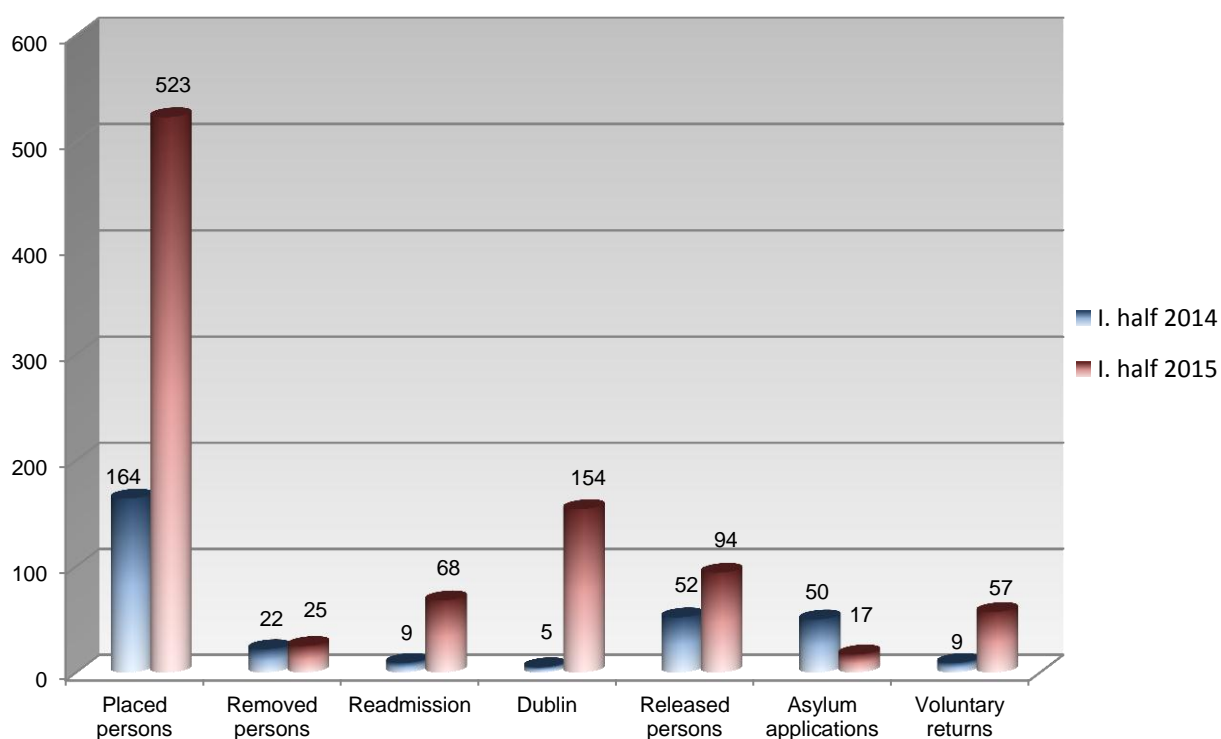
AT- Austria	DK – Denmark
DE - Germany	SE - Sweden
CH – Switzerland	FI - Finland
GB – United Kingdom	FR - France
CZ – Czech Republic	NO – Norway
BE – Belgium	HU – Hungary
BG – Bulgaria	NL - Netherlands
IS – Iceland	IT - Italy

## 2.8.4 Police Detention Centers for Aliens

### Activities of Police Detention Centers for Aliens in I. half of 2014 and 2015

	I. half of 2014			I. half of 2015		
	Total	Thereof:		Total	Thereof:	
		PDCA Medved'ov	PDCA Sečovce		PDCA Medved'ov	PDCA Sečovce
Placed persons	164	71	93	523	232	291
Removed persons	22	13	9	25	17	8
Readmission (from SR)	9	9	-	68	52	16
Dublin (from SR)	5	4	1	154	82	72
Released persons	52	15	37	94	32	62
Asylum applications	50	6	44	17	1	16
Voluntary returns	9	3	6	57	17	40

### Activities of Police Detention Centers for Aliens in I. half of 2014 and 2015



**Activities of Police Detention Centers for Aliens Medved'ov in I. half of 2015  
disaggregated by nationality**

Nationality	Thereof:						
	Placed persons	Removed persons	Readmission	Dublin	Released persons	Asylum applications	Voluntary returns
Afghanistan	18	-	2	12	1	-	-
Algeria	6	2	-	3	1	-	-
Bangladesh	4	-	-	3	-	-	-
Belarus	1	-	-	-	-	-	-
Bosnia and Herzegovina	2	1	-	-	1	-	-
Burkina Faso	1	-	-	-	-	-	-
China (PRC)	1	-	-	-	-	-	1
Egypt	1	-	1	-	-	-	-
Gambia	2	-	1	1	-	-	-
Ghana	3	-	-	-	-	-	-
Guinea	1	-	-	-	-	-	-
Haiti	1	-	-	-	-	-	-
India	7	-	-	-	4	-	-
Iran	-	-	-	4	-	-	-
Iraq	6	-	4	1	1	-	-
Cameroon	1	-	-	1	-	-	-
Kazakhstan	-	1	-	-	-	-	-
Congo	1	-	-	-	1	-	-
D. R. Congo	1	-	-	-	-	-	-
Cuba	4	-	-	4	-	-	-
Macedonia (FYROM)	3	2	-	-	-	-	-
Nigeria	1	-	-	-	-	-	-
Kosovo	62	1	12	40	17	-	16
Palestine	2	-	-	1	-	-	-
Pakistan	1	-	-	1	1	-	-
Côte d'Ivoire	3	-	-	1	-	-	-
Russia	3	2	-	-	1	-	-
Serbia	2	-	-	1	-	-	-
Sudan	6	-	-	-	-	-	-
Syria	79	-	32	9	4	1	-
Ukraine	5	4	-	-	-	-	-
Viet Nam	4	4	-	-	-	-	-
<b>TOTAL</b>	<b>232</b>	<b>17</b>	<b>52</b>	<b>82</b>	<b>32</b>	<b>1</b>	<b>17</b>

**Activities of Police Detention Centers for Aliens Sečovce in I. half of 2015 disaggregated by nationality**

Nationality	Thereof:						
	Placed persons	Removed persons	Readmission	Dublin	Released persons	Asylum applications	Voluntary returns
Afghanistan	11	-	-	-	-	-	-
Algeria	3	-	-	-	2	-	-
Bangladesh	3	-	-	-	-	3	-
Georgia	8	1	-	-	3	-	1
India	11	1	-	-	4	1	-
Iraq	6	-	-	-	-	1	-
Moldova	2	-	-	-	1	-	-
Mongolia	1	1	-	-	-	-	-
Nigeria	1	-	-	1	-	-	-
Kosovo	147	-	13	58	39	10	39
Russia	1	-	-	-	1	-	-
Somalia	1	-	-	-	-	-	-
Syria	89	-	3	12	12	1	-
Ukraine	6	5	-	1	-	-	-
Viet Nam	1	-	-	-	-	-	-
<b>TOTAL</b>	<b>291</b>	<b>8</b>	<b>16</b>	<b>72</b>	<b>62</b>	<b>16</b>	<b>40</b>

Note:

**Placed persons:** Number of placement of persons in police detention centers for aliens in I. half of 2015

**Released persons:** Number released under § 90/2/b of Act No. 404/2011 on stay of aliens.

## 2.8.5 Return decisions and effective returns

### Number of return decisions issued in I. half of 2015

Nationality	Total	Illegal migration		Other	
		AR	JR	AR	JR
Ukraine	309	248	58	3	-
Kosovo	82	81	1	-	-
Syria	43	43	-	-	-
Afghanistan	25	25	-	-	-
Russia	16	13	2	1	-
Serbia	16	15	-	1	-
Georgia	15	14	-	1	-
Somalia	13	13	-	-	-
Macedonia (FYROM)	12	10	1	1	-
Iraq	9	9	-	-	-
Poland	8	1	-	5	2
United States, USA	8	8	-	-	-
India	7	7	-	-	-
Czech Republic	6	-	-	6	-
China (PRC)	6	6	-	-	-
Viet Nam	6	5	1	-	-
Korean Republic	5	4	-	1	-
Turkey	5	5	-	-	-
Algeria	4	2	-	-	2
Brazil	4	4	-	-	-
Canada	4	4	-	-	-
Libya	3	3	-	-	-
Pakistan	3	3	-	-	-
Romania	3	-	1	2	-
Bosnia and Herzegovina	2	2	-	-	-
Belarus	2	2	-	-	-
Bulgaria	2	-	-	2	-
Philippines	2	2	-	-	-
Congo	2	2	-	-	-
Hungary	2	-	-	2	-
Nigeria	2	2	-	-	-
Argentina	1	1	-	-	-
Australia	1	1	-	-	-
Bangladesh	1	1	-	-	-
Egypt	1	1	-	-	-
Gambia	1	1	-	-	-
Guinea	1	1	-	-	-
Iran	1	1	-	-	-
Cameroon	1	-	-	1	-
D. R. Congo	1	1	-	-	-
Cuba	1	1	-	-	-
Lebanon	1	1	-	-	-
Lithuania	1	-	-	-	1
Morocco	1	1	-	-	-
Mexico	1	1	-	-	-
Moldova	1	1	-	-	-
Mongolia	1	1	-	-	-
Austria	1	-	-	-	1
Turkmenistan	1	1	-	-	-
Tunisia	1	1	-	-	-
Uzbekistan	1	1	-	-	-
<b>TOTAL</b>	<b>646</b>	<b>550</b>	<b>64</b>	<b>26</b>	<b>6</b>

### Number of return decisions issued in I. half of 2014

Nationality	Total	Illegal migration		Other	
		AR	JR	AR	JR
Ukraine	180	140	33	7	-
Serbia	18	16	-	2	-
Afghanistan	15	15	-	-	-
Libya	15	15	-	-	-
Russia	14	12	1	1	-
China (PRC)	12	12	-	-	-
Viet Nam	10	10	-	-	-
United States, USA	9	9	-	-	-
Macedonia (FYROM)	8	8	-	-	-
Hungary	8	-	4	4	-
Korean Republic	7	7	-	-	-
Czech Republic	6	-	-	4	2
Bosnia and Herzegovina	5	5	-	-	-
Brazil	5	5	-	-	-
Georgia	5	5	-	-	-
Pakistan	5	5	-	-	-
Turkey	5	5	-	-	-
India	4	4	-	-	-
Moldova	4	4	-	-	-
Nigeria	4	4	-	-	-
Palestine	4	4	-	-	-
Romania	4	-	-	4	-
Albania	3	2	1	-	-
Eritrea	3	3	-	-	-
Canada	3	3	-	-	-
Mexico	3	3	-	-	-
Kosovo	3	2	1	-	-
Somalia	3	3	-	-	-
Syria	3	3	-	-	-
Angola	2	2	-	-	-
Bangladesh	2	2	-	-	-
Chile	2	1	-	1	-
Gambia	2	2	-	-	-
Israel	2	2	-	-	-
D. R. Congo	2	2	-	-	-
Saudi Arabia	2	2	-	-	-
Algeria	1	1	-	-	-
Argentina	1	-	-	1	-
Australia	1	1	-	-	-
Belgium	1	-	-	1	-
Belarus	1	1	-	-	-
Bulgaria	1	-	-	1	-
Montenegro	1	1	-	-	-
Iran	1	1	-	-	-
Iraq	1	1	-	-	-
Japan	1	1	-	-	-
Cuba	1	1	-	-	-
Namibia	1	1	-	-	-
Niger	1	-	1	-	-
Côte d'Ivoire	1	1	-	-	-
Senegal	1	1	-	-	-
Central African Republic	1	1	-	-	-
Thailand	1	1	-	-	-
Tunisia	1	-	-	1	-
<b>TOTAL</b>	<b>400</b>	<b>330</b>	<b>41</b>	<b>27</b>	<b>2</b>



**Note:**

Overview covers information on to how many administrative or judicial decisions ordering a removal (AR - administrative removal or JR - judicial removal) was issued to aliens during the reference period, regardless of when they have been apprehended.

- **Illegal migration AR/JR** – aliens to whom the administrative or judicial decisions ordering a removal (AR, JR) was issued for the reasons related to illegal migration (illegal border crossing and illegal stay)
- **Other** – aliens to whom a decision on administrative or judicial removal (AR, JR) has been issued for the reasons, which do not relate to illegal migration (breach or not fulfilling general legal conditions with no connections to illegal migration).

Nationality of each alien in the overview is that one he/she reported during removal procedure in the SR. This nationality can differ from nationality of the alien during his/her illegal stay or illegal border crossing (change of identity).

**Number of effective returns from the SR in I. half of 2015**

Nationality	Total	AR		JR		Voluntary return (IOM)	Dublin
		of illegal migration	other	of illegal migration	other	after issued AR/JR	after issued AR/JR
Ukraine	292	231	2	59	-	-	-
Kosovo	71	23	-	1	-	44	3
Syria	37	37	-	-	-	-	-
Afghanistan	23	23	-	-	-	-	-
Somalia	12	11	-	-	-	1	-
Georgia	12	11	-	-	-	1	-
Viet Nam	8	3	-	4	-	1	-
Russia	7	5	-	2	-	-	-
Iraq	5	5	-	-	-	-	-
Algeria	2	-	-	-	2	-	-
Brazil	2	-	-	-	-	2	-
China (PRC)	2	-	-	-	-	2	-
Macedonia (FYROM)	2	1	-	1	-	-	-
Serbia	2	1	1	-	-	-	-
Belarus	1	1	-	-	-	-	-
Bosnia and Herzegovina	1	-	-	1	-	-	-
Czech Republic	1	-	-	-	1	-	-
Gambia	1	1	-	-	-	-	-
India	1	1	-	-	-	-	-
Iran	1	-	-	-	-	1	-
Kazakhstan	1	1	-	-	-	-	-
Lithuania	1	-	-	-	1	-	-
Mongolia	1	-	-	1	-	-	-
Austria	1	-	-	-	1	-	-
Romania	1	-	-	1	-	-	-
Tunisia	1	-	-	-	-	1	-
Turkey	1	1	-	-	-	-	-
Turkmenistan	1	1	-	-	-	-	-
Uzbekistan	1	1	-	-	-	-	-
<b>TOTAL</b>	<b>492</b>	<b>358</b>	<b>3</b>	<b>70</b>	<b>5</b>	<b>53</b>	<b>3</b>

**Note:**

In this overview, 11 Kosovo nationals, who have abused the Assisted voluntary return program (actually they did not return to their country of origin) are not included.

### Number of effective returns from the SR in I. half of 2014

Nationality	Total	AR		JR		Voluntary return		Dublin
		of illegal migration	other	of illegal migration	other	after issued AR/JR	without AR/JR	
Ukraine	157	113	3	35	-	6	-	-
Afghanistan	14	13	-	-	-	-	1	-
Russia	6	4	-	1	-	1	-	-
Georgia	4	4	-	-	-	-	-	-
Hungary	4	-	-	4	-	-	-	-
Moldova	4	2	-	-	-	2	-	-
Turkey	4	2	-	-	-	2	-	-
Viet Nam	4	2	-	2	-	-	-	-
India	3	-	-	-	-	3	-	-
Kosovo	3	1	-	1	-	-	-	1
Somalia	3	3	-	-	-	-	-	-
Bangladesh	2	2	-	-	-	-	-	-
Czech Republic	2	-	-	-	2	-	-	-
Macedonia (FYROM)	2	-	-	1	-	1	-	-
Mexico	2	-	-	-	-	2	-	-
Nigeria	2	-	-	1	-	1	-	-
Pakistan	2	1	-	-	-	1	-	-
Albania	1	-	-	1	-	-	-	-
Angola	1	1	-	-	-	-	-	-
Brazil	1	-	-	-	-	1	-	-
China (PRC)	1	-	-	-	-	1	-	-
Belarus	1	1	-	-	-	-	-	-
Bosnia and Herzegovina	1	1	-	-	-	-	-	-
Gambia	1	1	-	-	-	-	-	-
Iran	1	-	-	-	-	-	-	1
D. R. Congo	1	1	-	-	-	-	-	-
Libya	1	1	-	-	-	-	-	-
Namibia	1	-	-	-	-	1	-	-
Palestine	1	1	-	-	-	-	-	-
Senegal	1	1	-	-	-	-	-	-
United States, USA	1	1	-	-	-	-	-	-
Syria	1	1	-	-	-	-	-	-
<b>TOTAL</b>	<b>233</b>	<b>157</b>	<b>3</b>	<b>46</b>	<b>2</b>	<b>22</b>	<b>1</b>	<b>2</b>

**Note:**

Overview of effective returns from the territory of the SR contains data about aliens who left a country during the reference period. There is no relevance when were these aliens detained or when was a decision issued, or what kind of return was carried out. These data also include cases when return was carried out on a basis of decision issued in other member state. In case of voluntary return (IOM or Dublin return), there are aliens, whose removal was carried out on basis of decision on removal issued. Nationality of each alien in the overview is that one he/she reported during the removal procedure.

Methods of effective returns in overview (ways of leaving the territory of the SR):

- a) **Readmission to Ukraine** – person is apprehended after illegal state border crossing to the SR and after AR is issued, this person is handed over to Ukraine according to readmission agreement,
- b) **Departure from Slovakia to Ukraine and by air from Slovakia to third country** – in a case of illegal stay detected at external BCP at exit from the SR,
- c) **Escort with police assistance (police officers from PDCA or other police units) to third country (forced return)** – removal is carried out at external Schengen borders. This type of removal (AR, JR) can be also readmission if this person is handed over according to readmission agreement,
- d) **Escort from PDCA to another member state** – e. g. readmission to HUN or CZE,
- e) **Assisted voluntary return** – through IOM,
- f) **DUBLIN** – transfer of person to another member state according to Dublin regulation,
- g) **Voluntary departure** through BCP (leaving a territory of the SR voluntarily) – compliance with the obligation to return within the time-limit fixed for that purpose in the Return Decision.

## 2.9 Unauthorized transfer of cigarettes through the external border

Overview of number of detected smuggled cigarettes through the external border (§279 CC) by individual months of 2015

Month	Total number of cigarettes	Land border			Airports		
		Total	Thereof:		Total	Thereof:	
			from SR	to SR		from SR	to SR
January	7 160	7 160	-	7 160	-	-	-
February	3 440	3 440	-	3 440	-	-	-
March	3 380	3 380	-	3 380	-	-	-
April	79 000	79 000	-	79 000	-	-	-
May	20 060	20 060	-	20 060	-	-	-
June	366 000	366 000	-	366 000	-	-	-
<b>TOTAL</b>	<b>479 040</b>	<b>479 040</b>	<b>0</b>	<b>479 040</b>	<b>0</b>	<b>0</b>	<b>0</b>

Detected smuggled cigarettes within the competence of DBAP Sobrance by place of detection in I. half of 2015

		Number of cases	Number of cigarettes	Value in €
<b>Cigarettes detected at BCP</b>		<b>12</b>	<b>130 060</b>	<b>17 634,54</b>
Thereof:	In vehicles	3	1 480	201,20
	In trains	6	128 380	17 406,54
	Among personal belongings	3	200	26,80
<b>Cigarettes detected inland</b>		<b>9</b>	<b>348 980</b>	<b>33 968,07</b>
Thereof:	In vehicle	1	1 000	94,69
	In forest	7	332 380	31 696,62
	In river	1	15 600	2 176,76
<b>TOTAL</b>		<b>21</b>	<b>479 040</b>	<b>51 602,61</b>

**Smuggled cigarettes detected in I. half of 2015 by individual BCU PFs of DBAP Sobrance and by place of detection**

		Number of cases	Number of cigarettes	Value in €
<b>BCU PF Zboj</b>		<b>0</b>	<b>0</b>	<b>0</b>
<b>BCU PF Topoľa</b>		<b>0</b>	<b>0</b>	<b>0</b>
<b>BCU PF Ulič</b>		<b>1</b>	<b>60 400</b>	<b>5 719,28</b>
Thereof:	Inland (in forest)	1	60 400	5 719,28
<b>BCU PF Vyšné Nemecké</b>		<b>1</b>	<b>60 000</b>	<b>5 681,40</b>
Thereof:	Inland (in forest)	1	60 000	5 681,40
<b>BCU PF Ubľa</b>		<b>4</b>	<b>5 060</b>	<b>537,72</b>
Thereof:	At the BCP in vehicles	3	1 480	201,20
	Inland (in forest)	1	3 580	336,52
<b>BCU PF Podhorod'</b>		<b>1</b>	<b>180 000</b>	<b>17 044,20</b>
Thereof:	Inland (in forest)	1	180 000	17 044,20
<b>BCU PF Petrovce</b>		<b>0</b>	<b>0</b>	<b>0</b>
<b>BCU PF Maťovské Vojkovce</b>		<b>6</b>	<b>145 400</b>	<b>19 798,46</b>
Thereof:	At the BCP in trains	4	124 800	16 919,88
	Inland (in river)	1	15 600	2 176,76
	Inland (in forest)	1	5 000	701,82
<b>BCU PF Veľké Slemence</b>		<b>3</b>	<b>200</b>	<b>26,80</b>
Thereof:	At the BCP among personal belongings	3	200	26,80
<b>BCU PF Čierna nad Tisou</b>		<b>2</b>	<b>3 580</b>	<b>486,66</b>
Thereof:	At the BCP in trains	2	3 580	486,66
<b>MIU PF DBAP Sobrance</b>		<b>3</b>	<b>24 400</b>	<b>2 308,09</b>
Thereof:	Inland (in forest)	2	23 400	2 213,40
	Inland (in vehicle)	1	1 000	94,69
<b>TOTAL</b>		<b>21</b>	<b>479 040</b>	<b>51 602,61</b>

## 2.10 Positive hits in Police databases

Overview of number of apprehended persons, vehicles and items based on searching in police databases in I. half of 2015

			Total	Thereof:			
				DBAP Bratislava	DBAP B. Bystrica	DBAP Prešov	DBAP Sobrance
persons	Total		302	81	9	56	156
	SIS	Third country nationals	147	13	2	7	125
		EU nationals	54	19	2	10	23
	PATROS and INTERPOL	Third country nationals	13	7	-	-	6
		EU nationals	88	42	5	39	2
vehicles	Total		66	0	0	0	66
	PATRMV and INTERPOL		23	-	-	-	23
	SIS		43	-	-	-	43
items (including documents)	Total		118	30	0	19	69
	PATRDOC and INTERPOL		55	20	-	12	23
	SIS		63	10	-	7	46
persons, vehicles and items	Total		9	0	0	0	9
	IBO		9	-	-	-	9

Overview of number of apprehended persons, vehicles and items based on searching in police databases in I. half of 2014

			Total	Thereof:			
				DBAP Bratislava	DBAP B. Bystrica	DBAP Prešov	DBAP Sobrance
persons	Total		271	82	3	45	141
	SIS	Third country nationals	136	23	3	5	105
		EU nationals	53	18	-	2	33
	PATROS and INTERPOL	Third country nationals	10	4	-	4	2
		EU nationals	72	37	-	34	1
vehicles	Total		33	0	0	0	33
	PATRMV and INTERPOL		0	-	-	-	-
	SIS		33	-	-	-	33
Items (including documents)	Total		75	14	0	4	57
	PATRDOC and INTERPOL		30	11	-	4	15
	SIS		45	3	-	-	42
persons, vehicles and items	Total		1	0	0	0	1
	IBO		1	-	-	-	1



**Processed by:**

**Risk Analysis and Coordination Department**

**Bureau of Border and Alien Police**

**Presidium of the Police Force**

**Ružinovská 1/B, 812 72 Bratislava**

**Tel: +421961050790, Fax: +421961059170**

**Email: [uhcp@minv.sk](mailto:uhcp@minv.sk)**

**Internet: <http://www.minv.sk/?uhcp>**

**Intranet: <http://bratislava.intra.minv.sk/lokality/uhcp>**