


Presidium of the Police Force
Bureau of Border and Alien Police

Statistical Overview of Legal and Illegal Migration in the Slovak Republic



2016

CONTENT

1	LEGAL MIGRATION.....	7
1.1	Legal migration by Border Type	7
1.2	Stay of Aliens in Slovak Republic	9
1.3	Visas.....	21
2	ILLEGAL MIGRATION.....	26
2.1	Illegal Crossings of State Border of the Slovak Republic.....	32
2.2	Illegal stay on the territory of the Slovak Republic	38
2.3	Unaccompanied minors apprehended for IBC and IS	58
2.4	Asylum applications	59
2.5	False Travel, Residence and other documents	64
2.6	Refusal of entry	69
2.7	Facilitation of illegal immigration and trafficking in human beings.....	74
2.8	Return Policy and Persons Taken over to the SR	78
2.8.1	Readmission	78
2.8.2	Voluntary returns.....	81
2.8.3	Dublin transfers	82
2.8.4	Police Detention Centers for Aliens	85
2.8.5	Return decisions and effective returns	88
2.9	Unauthorized transport of cigarettes through external border.....	99
2.10	Positive hits in Police databases	101

LIST OF ABBREVIATIONS

APD – Alien Police Department of the Bureau of Border and Alien Police
APU PF – Alien Police Unit of the Police Force
AR – administrative removal
AU PF – Asylum Unit of the Police Force
AVR – assisted voluntary return
BBAP – Bureau of Border and Alien Police
BCP – Border Crossing Point
BCS – Border Crossing Stamp
BCU PF – Border Control Unit of the Police Force
CC – Criminal Code (Act No. 300/2005 Coll. the Penal Code as amended)
CVAD – Central Visa Authority Department
DAU – Document Analysis Unit
DBAP – Directorate of Border and Alien Police
DD PF – District Directorate of the Police Force
EC – European Community
ETD – Emergency Travel Document
EU – European Union
GC SR – General consulate of the SR
IBC – Illegal Border Crossing
IBO – Registry of blocked persons, vehicles and items at the Border Crossing Points
IDC – Identity Card
IOM – International Organization for Migration
IS – Illegal Stay
JR – Judicial Removal
MFA – Ministry of Foreign and European Affairs of the SR
MIU PF – Mobile Intervention Unit of the Police Force
MO MOI – Migration Office of the Ministry of Interior of the SR
MOI – Ministry of Interior of the SR
MU PF – Mobile Unit of the Police Force
NUCIM – National Unit for Combating Illegal Migration
NVIS – National Visa Information System
P PF – Presidium of the Police Force
PATRDOC – Registry of Stolen and Lost Documents
PATRMV – Registry of stolen vehicles
PATROS – Registry of Wanted and Missing Persons
PDCA – Police Detention Centre for Aliens
PF – Police Force
RP – Residence Permit
SIS – Schengen Information System
SR – Slovak Republic
TD – travel document
VIS – Visa Information System

DEFINITIONS OF TERMS USED

a) Internal borders - are sections of the state border of the SR, which represent the common land borders among the member states of Schengen area – what comprises sections of the state border of the SR with Austria, Hungary, Czech Republic, Poland and airports for intra-Schengen flights (flights to territory of member states or from their territory only, and without landing on a territory of third country)

b) External borders - are sections of the state border of the SR, which represent the common land border with non-member state, and airports, if they are not internal borders; what comprises **land border** – state border of the SR with Ukraine, and **airports**,

c) Illegal border crossing – external border (land, air) – this category includes all cases of aliens, who attempted to cross or crossed the state border of SR illegally, regardless of direction, wherein the time period between crossing and apprehension is less than 48 hours and they were apprehended by police patrol performing border control tasks.

This category also includes cases of readmission wherein aliens had been apprehended out of the territory of SR by foreign authority and were returned to SR according readmission agreement after IBC from SR,

d) Illegal stay on territory of the SR – this category includes aliens who were found illegally on the territory of the SR (stay is not in compliance with national legislation and/or international agreement); regardless the fact of entering SR legally or illegally, or this was discovered during border check at the point of departure from SR, except of IBC.

Disaggregation of illegal stay:

- Inland:

- **After legal entry to the SR** – this category includes aliens who were apprehended inland for their illegal stay and who had entered (could enter) territory of the SR legally, but at the time of detection it came out that they are staying illegally within territory of the SR (overstayers with expired visa or residence permit, illegal work, etc.),
- **After illegal entry to the SR** – this category includes aliens who were apprehended inland for illegal stay and who had entered territory of the SR illegally,
- **After unknown entry to the SR** – this category includes aliens who were apprehended inland for illegal stay, but there is no evidence whether their entry to the SR was legal or illegal,

- **On internal borders** – this category includes third country nationals who were apprehended at airports during the random checks of intra-Schengen flights, or during the temporary reintroduced border checks on internal borders,

- **At the BCP at exit from the SR** broken down to land border and airports (extra-Schengen flights) – this category includes aliens whose illegal stay was detected during border check at BCP when exiting the territory of the SR to third country,

- **After readmission from other member state** – this category includes aliens who were apprehended outside the territory of the SR by authority of other country and who were returned to the SR according Dublin Regulation and who has not previously been apprehended on the territory of the SR for illegal stay or according Readmission agreements,

e) Refusal of entry of third country national – this category includes third country nationals (except of family members of EU nationals) who were refused to enter the territory of the SR due to reasons listed in Article 14 Regulation (EU) 2016/399 of the European Parliament and of the Council of 9 March 2016 on a Union Code on the rules governing the movement of persons across borders (Schengen Borders Code),

f) Refusal of entry of EU national and family member of EU national – this category includes EU nationals and family members of EU national who were refused to enter the territory of the SR according provisions of Article 11 of Act on stay of aliens (Act of the National Assembly of the SR No. 404/2011 coll.),

g) Alien – An alien shall be understood as everyone who is not the state citizen of the Slovak Republic,

h) EU national - is everyone who is not a SR national and who is a Member state national (Member state is an EU member state, other state that is part of Agreement on European Economic Area and Switzerland),

i) Third country national - is everyone who is not the SR national and not the EU national (this category also includes stateless persons),

j) Illegal migrant - is a person apprehended for illegal state border crossing or illegal stay,

k) Readmission related to illegal migration – is handing over and taking over of aliens according readmission agreements if this person previously crossed state border of the SR illegally or stayed within the territory of the SR illegally after illegal entry,

l) Visa – means an authorization issued by a Member state of the Schengen area with a view to transit through or an intended stay in the territory of the Member States. Type of visa is defined as follows:

- **Schengen visa type A (Airport transit visa)** – means a visa valid for transit through the international transit areas of one or more airports of the Member States,

- **Schengen visa type C (uniform visa, visa with limited territorial validity)** – means an authorization issued by a Member state of the Schengen area to transit through or an intended stay in the territory of the Member States of a duration of no more than 90 days in any 180 days period and to transit through the international transit areas of airports of the Member States,

- **National visa type D (long-term visa)** – means an authorization issued by a Member state of the Schengen area which is required for entry with a view to intended stay in the territory of this Member state for a period of more than three months but not more than one year.

1 LEGAL MIGRATION

1.1 Legal migration by Border Type

Overview of persons and vehicles having crossed the external borders legally at border crossing points by the direction of crossing in 2015 and 2016

			2015		2016	
			from SR	to SR	from SR	to SR
LAND BORDER	Number of persons by direction of crossing in total		912 619	940 008	1 058 712	1 104 749
	Thereof:	EU nationals and Slovak nationals	450 191	453 324	466 687	467 622
		Third country nationals	462 428	486 684	592 025	637 127
	Total number of persons		1 852 627		2 163 461	
	Total number of vehicles by direction of crossing		366 121	386 509	389 661	393 893
	Thereof:	Passenger cars	316 757	326 043	328 059	324 983
		Buses	4 247	4 512	5 554	5 678
		Trucks	38 148	48 984	49 230	56 404
		Passenger trains	1 462	1 462	1 465	1 465
		Cargo trains	5 507	5 508	5 353	5 363
	Total number of vehicles		752 630		783 554	
AIRPORTS	Number of persons by direction of crossing in total		633 789	626 708	651 279	653 392
	Thereof:	EU nationals and Slovak nationals	610 082	602 649	585 078	586 557
		Third country nationals	23 707	24 059	66 201	66 835
	Total number of persons		1 260 497		1 304 671	
	Total number of aircrafts by direction of crossing		5 463	5 500	5 624	5 615
	Total number of aircrafts		10 963		11 239	
Total number of persons			3 113 124		3 468 132	
Total number of vehicles			763 593		794 793	

Note:

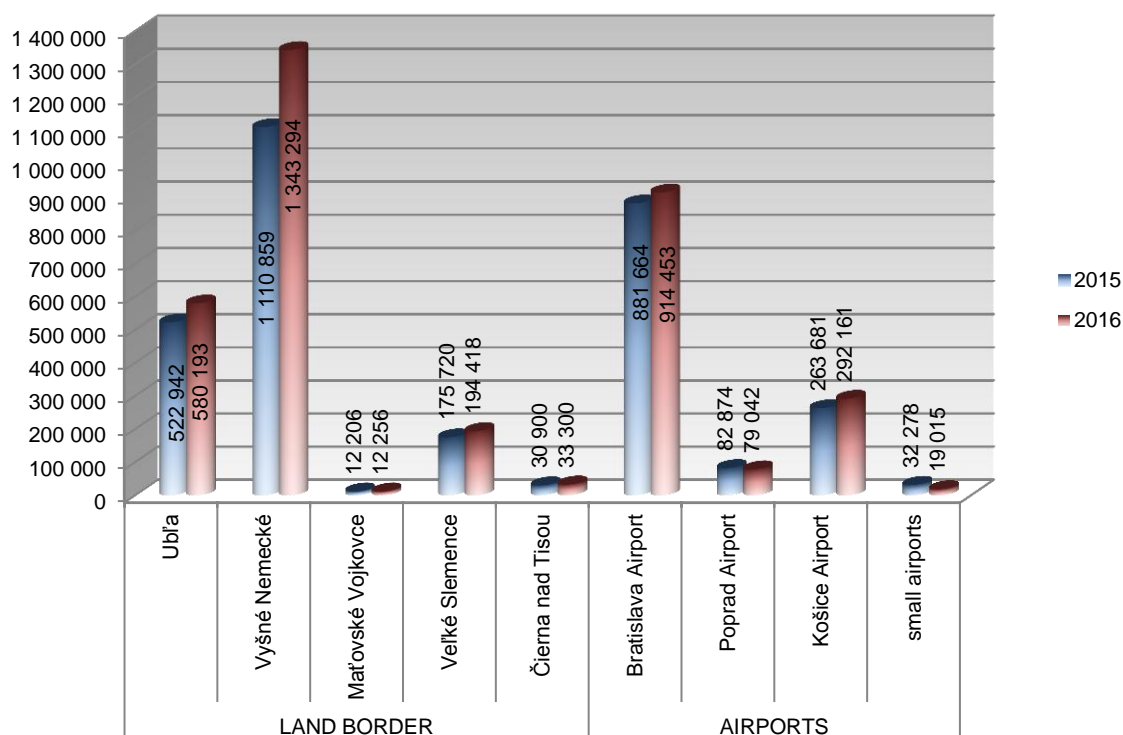
In case of airports, only Passengers of non-Schengen flights are included.

Overview of persons and vehicles having crossed the external border legally by individual BCPs during 2015 and 2016

		2015		2016	
		Persons	Vehicles	Persons	Vehicles
LAND BORDER	Ubl'a	522 942	217 750	580 193	229 471
	Vyšné Nemecké	1 110 859	520 941	1 343 294	540 437
	Maťovské Vojkovce	12 206	6 695	12 256	6 807
	Veľké Slemence	175 720	-	194 418	-
	Čierna nad Tisou	30 900	7 244	33 300	6 839
AIRPORTS	Bratislava Airport	881 664	7 654	914 453	7 535
	Poprad Airport	82 874	629	79 042	574
	Košice Airport	263 681	2 277	292 161	2 763
	small Airports*	32 278	403	19 015	367
TOTAL		3 113 124	763 593	3 468 132	794 793

* small airports Piešťany(PZY), Sliač(SLD), Nitra(LZNI), Žilina(ILZ) and Prievidza(LZPE) are small airports BCPs according Reg. EU C 134

Overview of persons having crossed the external border legally by individual BCPs during 2015 a 2016



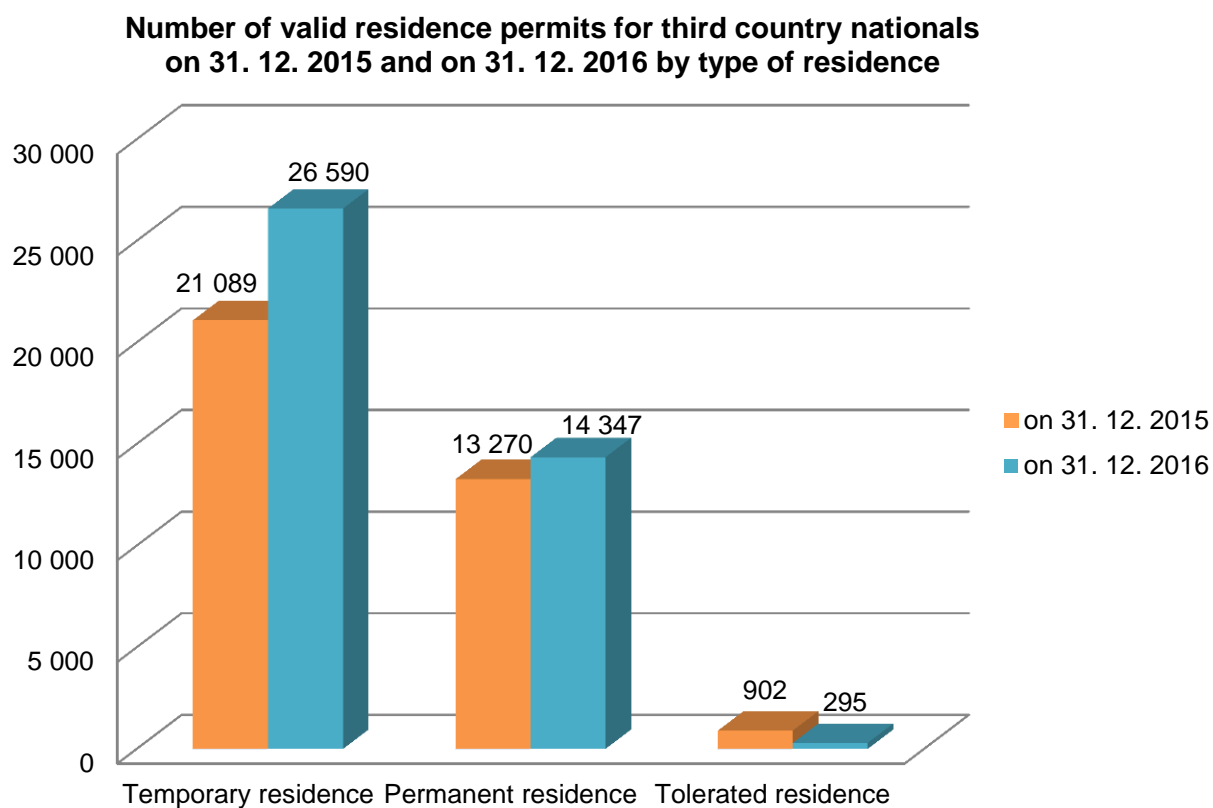
1.2 Stay of Aliens in Slovak Republic

Number of valid residence permits on 31. 12. 2015 and on 31. 12. 2016

Nationality type	on 31. 12. 2015	on 31. 12. 2016
Third country nationals	35 261	41 232
EU nationals	49 526	52 015
TOTAL	84 787	93 247

Number of valid residence permits for third country nationals on 31. 12. 2015 and on 31. 12. 2016 by type of residence

Type of residence	on 31. 12. 2015	on 31. 12. 2016
Temporary residence	21 089	26 590
Permanent residence	13 270	14 347
Tolerated residence	902	295
TOTAL	35 261	41 232



TOP 40 nationalities with valid residence permit on 31. 12. 2016 - third country nationals

Nationality	on 31. 12. 2016			
	Total number of permits	Thereof:		
		Temporary	Permanent	Tolerated
Ukraine	13 024	9 398	3 582	44
Serbia	7 232	6 655	559	18
Russia	4 035	2 176	1 851	8
Viet Nam	2 580	884	1 664	32
China (PRC)	2 346	918	1 427	1
Korean Republic	1 638	1 158	480	-
Iran	1 056	963	92	1
Macedonia (FYROM)	913	422	487	4
United States, USA	910	392	515	3
Turkey	587	342	241	4
Syria	375	260	96	19
Israel	373	301	71	1
Belarus	356	186	168	2
India	355	206	144	5
Thailand	319	193	125	1
Egypt	278	88	186	4
Kazakhstan	251	176	74	1
Iraq	227	87	138	2
Afghanistan	226	111	107	8
Bosnia and Herzegovina	217	96	118	3
Brazil	206	96	110	-
Mexico	206	101	103	2
Japan	190	119	71	-
Libya	167	127	38	2
Canada	150	68	80	2
Tunisia	142	5	136	1
Republic of Moldova	138	47	72	19
Nigeria	131	23	103	5
Philippines	130	60	70	-
Albania	129	28	99	2
Lebanon	121	42	79	-
Armenia	118	57	59	2
Azerbaijan	99	83	14	2
Palestine	98	58	40	-
Australia	84	18	65	1
Georgia	78	34	41	3
Saudi Arabia	75	64	11	-
Somalia	75	14	19	42
Algeria	74	16	58	-
Kosovo	73	17	56	-
Other nationalities	1 450	501	898	51
TOTAL	41 232	26 590	14 347	295

TOP 40 nationalities with valid residence permit on 31. 12. 2015 - third country nationals

Nationality	on 31. 12. 2015			
	Total number of permits	Thereof:		
		Temporary	Permanent	Tolerated
Ukraine	10 706	7 297	3 365	44
Serbia	5 528	4 988	522	18
Russia	3 532	1 814	1 711	7
Viet Nam	2 307	626	1 641	40
China (PRC)	2 134	798	1 334	2
Korean Republic	1 590	1 140	450	-
Syria	942	184	98	660
United States, USA	925	440	477	8
Macedonia (FYROM)	801	352	447	2
Iran	565	481	83	1
Turkey	508	282	220	6
Israel	347	281	65	1
India	281	142	134	5
Thailand	278	173	105	-
Belarus	274	122	151	1
Egypt	245	63	179	3
Afghanistan	231	139	88	4
Kazakhstan	213	148	65	-
Bosnia and Herzegovina	189	79	107	3
Brazil	173	75	98	-
Libya	172	140	30	2
Japan	158	96	62	-
Mexico	158	77	79	2
Canada	135	60	73	2
Tunisia	130	4	125	1
Republic of Moldova	114	31	64	19
Nigeria	114	14	96	4
Lebanon	111	39	72	-
Philippines	107	50	57	-
Armenia	104	50	53	1
Iraq	97	73	22	2
Palestine	95	56	38	1
Saudi Arabia	93	86	7	-
Albania	91	22	68	1
Australia	83	20	62	1
Georgia	80	39	38	3
Azerbaijan	78	61	15	2
Cuba	71	7	64	-
Pakistan	65	8	47	10
Algeria	63	9	52	2
Other nationalities	1 373	523	806	44
TOTAL	35 261	21 089	13 270	902

Number of valid residence permits for third country nationals on 31. 12. 2015 and on 31. 12. 2016 by region and type of residence

		on 31. 12. 2015	on 31. 12. 2016
Bratislava region		15 232	18 132
Thereof:	Temporary residence	10 411	12 835
	Permanent residence	4 712	5 186
	Tolerated residence	109	111
Trnava region		3 264	3 682
Thereof:	Temporary residence	1 457	2 423
	Permanent residence	1 083	1 183
	Tolerated residence	724	76
Trenčín region		1 718	1 983
Thereof:	Temporary residence	893	1 119
	Permanent residence	814	853
	Tolerated residence	11	11
Nitra region		2 535	2 951
Thereof:	Temporary residence	1 303	1 530
	Permanent residence	1 227	1 410
	Tolerated residence	5	11
Žilina region		2 700	2 965
Thereof:	Temporary residence	1 683	1 904
	Permanent residence	1 005	1 048
	Tolerated residence	12	13
Banská Bystrica region		1 969	2 588
Thereof:	Temporary residence	1 024	1 570
	Permanent residence	936	1 011
	Tolerated residence	9	7
Prešov region		2 844	3 453
Thereof:	Temporary residence	1 386	1 900
	Permanent residence	1 439	1 500
	Tolerated residence	19	53
Košice region		4 999	5 478
Thereof:	Temporary residence	2 932	3 309
	Permanent residence	2 054	2 156
	Tolerated residence	13	13
Total		35 261	41 232
Thereof:	Temporary residence	21 089	26 590
	Permanent residence	13 270	14 347
	Tolerated residence	902	295

Number of EU nationals with valid registration for residence on 31. 12. 2016

Nationality	on 31. 12. 2016
	Number of registrations
Czech Republic	10 317
Hungary	7 813
Romania	6 907
Poland	5 562
Germany	4 380
Italy	2 757
Austria	2 334
United Kingdom	1 970
Bulgaria	1 789
France	1 398
Croatia	1 058
Spain	977
Greece	687
Norway	604
Netherlands	548
Belgium	457
Portugal	424
Slovenia	309
Sweden	305
Switzerland	249
Ireland	232
Denmark	212
Latvia	196
Lithuania	171
Finland	162
Iceland	72
Cyprus	49
Estonia	39
Malta	26
Luxemburg	9
Liechtenstein	2
TOTAL	52 015

Number of EU nationals with valid registration for residence on 31. 12. 2015

Nationality	on 31. 12. 2015
	Number of registrations
Czech Republic	9 927
Hungary	7 593
Romania	6 573
Poland	5 333
Germany	4 255
Italy	2 458
Austria	2 257
United Kingdom	1 835
Bulgaria	1 757
France	1 328
Spain	882
Croatia	853
Norway	639
Greece	551
Netherlands	516
Belgium	462
Portugal	390
Slovenia	286
Sweden	283
Switzerland	239
Ireland	226
Denmark	212
Latvia	171
Lithuania	165
Finland	151
Iceland	69
Cyprus	44
Estonia	39
Malta	22
Luxemburg	8
Liechtenstein	2
TOTAL	49 526

Number of valid residence permits of aliens on 31. 12. 2016 by the type of residence – TOP 10

Temporary residence		Permanent residence		Tolerated residence	
Nationality	Number	Nationality	Number	Nationality	Number
Ukraine	9 398	Czech Republic	10 317	Ukraine	44
Serbia	6 655	Hungary	7 813	Somalia	42
Russia	2 176	Romania	6 907	Viet Nam	32
Korean Republic	1 158	Poland	5 562	Syria	19
Iran	963	Germany	4 380	Republic of Moldova	19
China (PRC)	918	Ukraine	3 582	Serbia	18
Viet Nam	884	Italy	2 757	Pakistan	10
Macedonia (FYROM)	422	Austria	2 334	Russia	8
United States, USA	392	United Kingdom	1 970	Afghanistan	8
Turkey	342	Russia	1 851	India	5
other nationalities	3 282	other nationalities	25 950	other nationalities	90
TOTAL	26 590	TOTAL	66 362	TOTAL	295

Number of valid residence permits of aliens on 31. 12. 2015 by the type of residence – TOP 10

Temporary residence		Permanent residence		Tolerated residence	
Nationality	Number	Nationality	Number	Nationality	Number
Ukraine	7 297	Czech Republic	9 927	Syria	660
Serbia	4 988	Hungary	7 593	Ukraine	44
Russia	1 814	Romania	6 573	Viet Nam	40
Korean Republic	1 140	Poland	5 333	Republic of Moldova	19
China (PRC)	798	Germany	4 255	Serbia	18
Viet Nam	626	Ukraine	3 365	Pakistan	10
Iran	481	Italy	2 458	Sudan	10
United States, USA	440	Austria	2 257	United States, USA	8
Macedonia (FYROM)	352	United Kingdom	1 835	Russia	7
Turkey	282	Bulgaria	1 757	Turkey	6
other nationalities	2 871	other nationalities	17 443	other nationalities	80
TOTAL	21 089	TOTAL	62 796	TOTAL	902

Number of valid residence permits of third country nationals on 31. 12. 2015 and on 31. 12. 2016 by purpose of residence

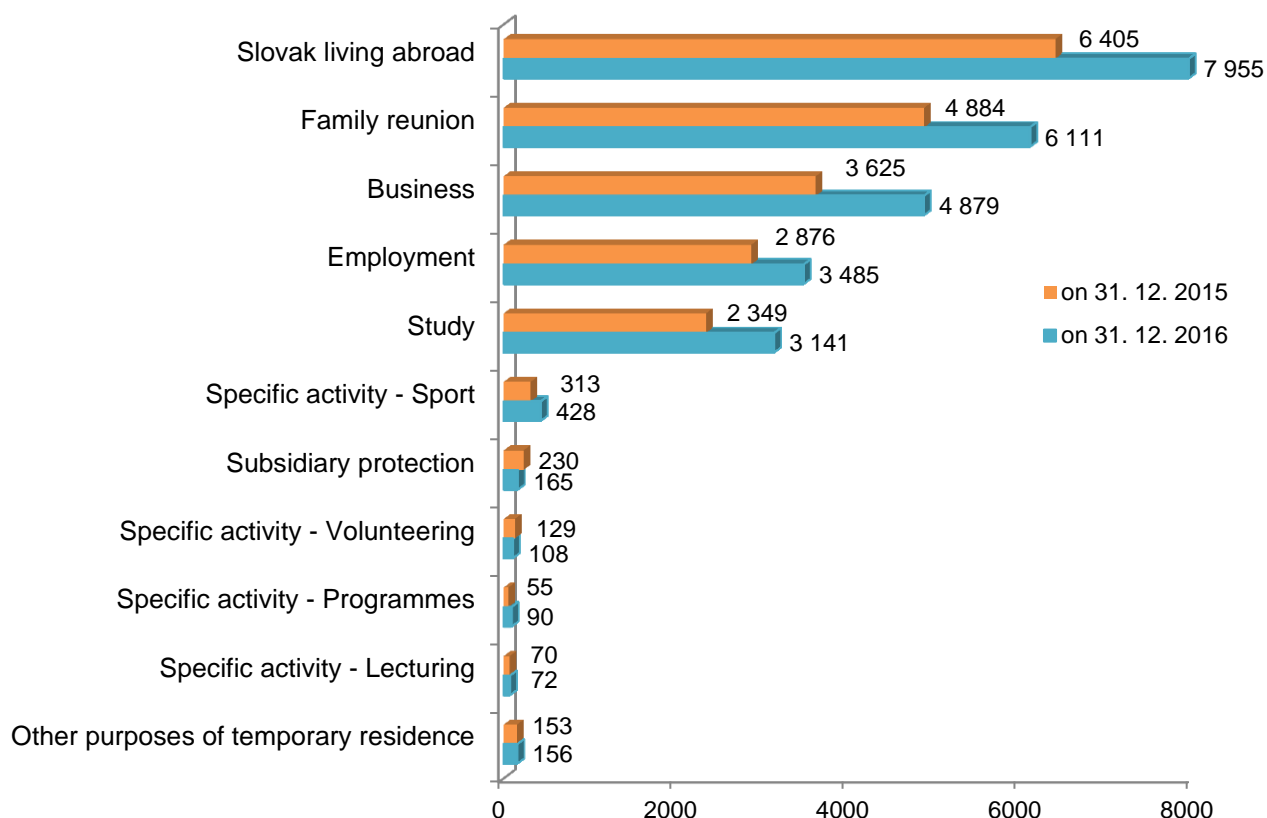
Temporary residence		
Purpose of residence	on 31.12. 2015	on 31.12. 2016
Slovak living abroad	6 405	7 955
Family reunion	4 884	6 111
Business	3 625	4 879
Employment	2 876	3 485
Study	2 349	3 141
Specific activity – Sport	313	428
Subsidiary protection	230	165
Specific activity- Volunteering	129	108
Specific activity – Lecturing	70	72
Specific activity – Programmes approved by SR government or the EU	55	90
Other purposes of temporary residence	153	156
TOTAL	21 089	26 590

Permanent residence		
Purpose of residence	on 31.12. 2015	on 31.12. 2016
Long term residence	5 687	5 549
Permanent residence (unlimited)	3 385	4 775
Permanent residence (for 5 years)	3 517	3 012
Family member of EU national	467	636
Refugee	157	295
Family member of EU national – permanent	57	80
TOTAL	13 270	14 347

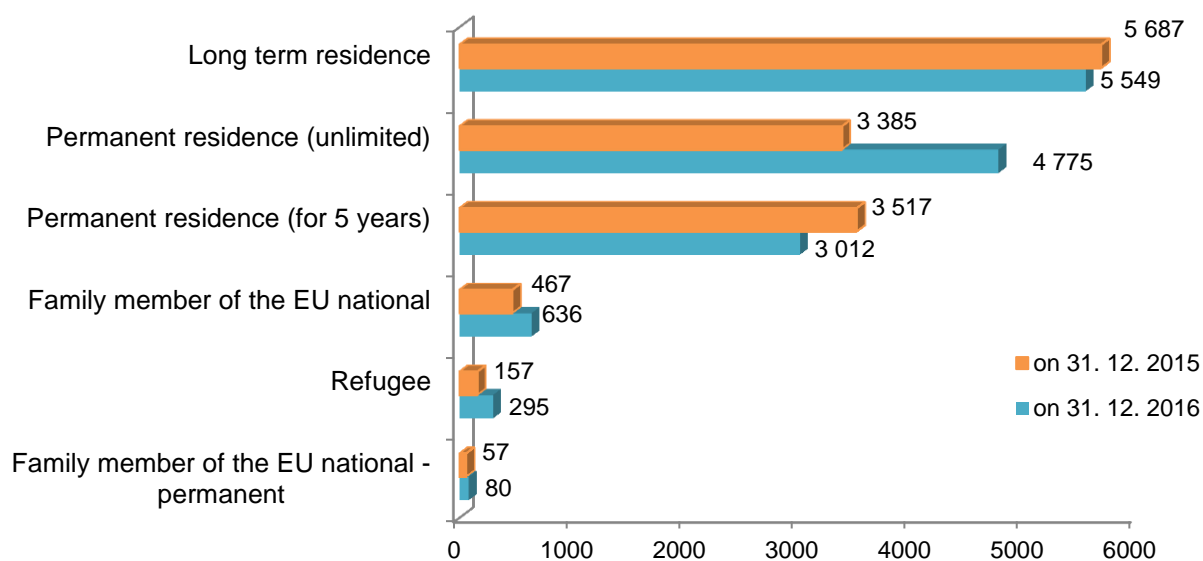
Tolerated residence		
Purpose of residence	on 31.12. 2015	on 31.12. 2016
Art. 58/1/b)	699	90
Art. 58/4/c)	171	172
Art. 58/2/b)	27	24
Art. 58/1/a)	5	3
Art. 58/2/a)	-	5
Art. 58/4/a)	-	1
TOTAL	902	295

Number of valid residence permits of third country nationals on 31. 12. 2015 and on 31. 12. 2016 by purpose of residence

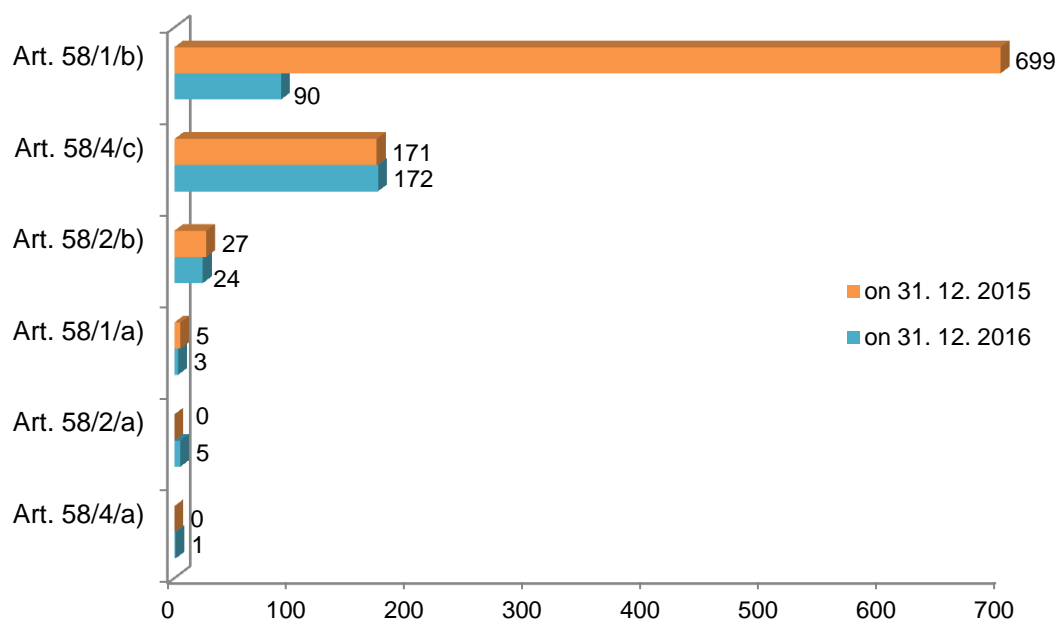
Temporary residence - most frequent purposes of temporary residence of third country nationals on 31. 12. 2015 and on 31. 12. 2016



Permanent residence of third country nationals on 31. 12. 2015 and on 31. 12. 2016



Tolerated residence of third country nationals on 31. 12. 2015 and on 31. 12. 2016 by purpose of residence



Note:

Purposes for tolerated residence according the Act on stay of aliens:

Art. 58/1/a) – if there is an obstruction to his/her administrative expulsion as per §81,

Art. 58/1/b) – if his/her exit is impossible and his/her detention is inefficient,

Art. 58/2/a) – a minor who is found on the SR territory,,

Art. 58/2/b) – if required due to the respect for his/her personal and family life and does not pose a threat to the state safety or public order,

Art. 58/4/a) - provision of institutional care,

Art. 58/4/c) – evaluation of applications for the granting of tolerated residence, prison sentence execution, or period of imprisonment; this shall not apply, if the residence of a third country national on the Slovak Republic territory is authorized.

Number of residence permits granted to aliens in 2015 and 2016

Nationality type	2015	2016
Third country nationals	17 397	17 434
EU nationals (registrations)	6 388	7 299
TOTAL	23 785	24 733

Note:

Granted residence permit – includes granted, renewed residence permits and validity extensions of residence permits within the period from 1st January to 31st December of respective year.

Number of valid residence permits granted to third country nationals in 2015 and 2016 by type of residence

Type of residence	2015	2016
Temporary residence	14 255	14 452
Permanent residence	2 042	2 244
Tolerated residence	1 100	738
TOTAL	17 397	17 434

Top 20 nationalities whom the residence permit was granted in 2016 – third country nationals

Nationality	2016			
	Total number of permits	Thereof:		
		Temporary	Permanent	Tolerated
Ukraine	5 808	5 315	466	27
Serbia	2 362	2 248	92	22
Russia	1 702	1 492	201	9
Korean Republic	839	746	93	-
Iran	741	726	15	-
China (PRC)	602	481	121	-
Viet Nam	596	501	85	10
Syria	553	174	8	371
Turkey	399	359	38	2
Macedonia (FYROM)	325	260	62	3
United States, USA	302	219	77	6
Somalia	206	2	2	202
Iraq	196	41	154	1
Thailand	165	140	23	2
Belarus	163	131	31	1
India	160	131	28	1
Mexico	151	118	33	-
Kazakhstan	148	134	12	2
Brazil	104	73	31	-
Egypt	97	62	33	2
Other nationalities	1 815	1 099	639	77
TOTAL	17 434	14 452	2 244	738

Top 20 nationalities whom the residence permit was granted in 2015 – third country nationals

Nationality	2015			
	Total number of permits	Thereof:		
		Temporary	Permanent	Tolerated
Ukraine	6 103	5 524	550	29
Serbia	2 776	2 669	82	25
Russia	1 541	1 321	208	12
Syria	943	120	20	803
Korean Republic	882	808	74	-
China (PRC)	498	387	108	3
Iran	452	434	17	1
Viet Nam	433	332	88	13
United States, USA	391	310	66	15
Macedonia (FYROM)	320	245	71	4
Turkey	318	272	45	1
India	144	109	29	6
Thailand	144	127	17	-
Kazakhstan	137	123	14	-
Libya	120	109	9	2
Mexico	112	77	35	-
Belarus	110	88	22	-
Somalia	109	3	3	103
Israel	90	80	10	-
Egypt	83	52	31	-
Other nationalities	1 691	1 065	543	83
TOTAL	17 397	14 255	2 042	1 100

1.3 Visas

Visa applications and visas granted by Embassies of the SR by visa type and nationality of applicants in 2016 – TOP 20

2016								
Nationality	Total	Visa applications			Total	Granted visas		
		A type visa	C type visa	D type visa		A type visa	C type visa	D type visa
Ukraine	39 192	-	38 478	714	38 217	-	37 512	705
Russia	10 015	-	9 787	228	9 905	-	9 677	228
Belarus	5 400	-	5 398	2	5 395	-	5 393	2
China (PRC)	2 320	-	2 144	176	2 217	-	2 041	176
Turkey	1 105	-	933	172	1 075	-	904	171
Kuwait	1 083	-	1 076	7	1 070	-	1 063	7
India	798	-	665	133	727	-	612	115
Viet Nam	562	-	291	271	560	-	288	272
Iran	529	-	355	174	413	-	242	171
Egypt	490	-	468	22	458	-	436	22
Kazakhstan	425	-	379	46	415	-	371	44
Kosovo	374	-	365	9	333	-	324	9
Kenya	302	-	295	7	291	-	284	7
South Africa	299	-	297	2	298	-	296	2
Uzbekistan	263	-	248	15	224	-	209	15
Indonesia	240	-	226	14	238	-	224	14
Thailand	199	-	129	70	196	-	127	69
Lebanon	119	-	115	4	109	-	105	4
Somalia	112	-	0	112	164	-	0	164
Syria	101	-	41	60	89	-	32	57
Other nationalities	1 059	-	779	280	962	-	689	273
TOTAL	64 987	0	62 469	2 518	63 356	0	60 829	2 527

Data submitted by NVIS MFA

Visa applications and visas granted by Embassies of the SR by visa type and nationality of applicants in 2015 – TOP 20

2015								
Nationality	Total	Visa applications			Total	Granted visas		
		A type visa	C type visa	D type visa		A type visa	C type visa	D type visa
Ukraine	46 148	1	45 749	398	44 894	-	44 499	395
Russia	11 715	-	11 588	127	11 629	-	11 506	123
Belarus	8 760	-	8 756	4	8 722	-	8 718	4
China (PRC)	2 074	-	1 956	118	2 040	-	1 925	115
Iran	1 220	-	1 114	106	1 028	-	923	105
Egypt	1 163	-	1 142	21	1 085	-	1 065	20
Turkey	1 162	-	1 034	128	1 146	-	1 018	128
Kuwait	1 058	-	1 058	-	1 042	-	1 042	-
India	670	-	618	52	592	-	541	51
Kazakhstan	603	-	577	26	603	-	575	28
Viet Nam	440	-	311	129	400	-	279	121
Iraq	374	-	345	29	328	-	299	29
Kenya	335	-	324	11	327	-	316	11
Indonesia	313	-	310	3	312	-	309	3
South Africa	257	-	256	1	256	-	255	1
Uzbekistan	206	-	192	14	201	-	187	14
Kosovo	165	-	158	7	141	-	134	7
Somalia	132	-	-	132	71	-	-	71
Thailand	104	-	98	6	101	-	95	6
Armenia	88	-	84	4	67	-	63	4
Other nationalities	1 073	-	841	232	992	-	768	224
TOTAL	78 060	1	76 511	1 548	75 977	0	74 517	1 460

Data submitted by NVIS MFA

Security checks related to visa applications requested by MFA SR in 2015 and 2016

Month	2015				2016			
	Total	CVAD opinion			Total	CVAD opinion		
		approving	disapproving	binding		approving	disapproving	binding
January	4 710	4 705	5	-	3 690	3 683	7	-
February	4 810	4 795	15	-	4 442	4 435	7	-
March	5 821	5 802	19	-	4 653	4 649	4	-
April	7 428	7 422	6	-	5 984	5 973	11	-
May	7 253	7 244	9	-	5 974	5 969	5	-
June	11 342	11 332	10	-	7 537	7 523	14	-
July	8 303	8 297	6	-	6 448	6 442	6	-
August	6 397	6 392	5	-	6 388	6 379	9	-
September	5 143	5 142	1	-	4 562	4 548	14	-
October	5 338	5 294	44	-	4 446	4 429	17	-
November	5 532	5 470	62	-	4 798	4 793	5	-
December	8 324	8 315	9	-	7 332	7 320	12	-
TOTAL	80 401	80 210	191	0	66 254	66 143	111	0

Security checks related to visa applications requested by embassies of other EU member states in 2015 and 2016

Month	2015			2016		
	Total	CVAD opinion		Total	CVAD opinion	
		approving	disapproving		approving	disapproving
January	44 817	44 807	10	45 451	45 439	12
February	51 263	51 244	19	59 770	59 758	12
March	56 457	56 445	12	60 208	60 190	18
April	60 957	60 945	12	66 213	66 202	11
May	72 873	72 855	18	82 375	82 360	15
June	83 865	83 850	15	88 540	88 526	14
July	74 879	74 863	16	81 354	81 344	10
August	75 559	75 548	11	88 066	88 054	12
September	63 961	63 950	11	62 554	62 537	17
October	60 768	60 751	17	64 246	64 241	5
November	57 023	57 010	13	63 724	63 711	13
December	42 342	42 332	10	48 467	48 458	9
TOTAL	744 764	744 600	164	810 968	810 820	148

Disapproving opinion of Central Visa Authority Department of Bureau of Border and Alien Police to the visa application according to the hit in Schengen information system for purpose of entry refusal by nationality of visa applicant in 2016

Nationality	Total	Thereof:	
		MFA	VIS
Nigeria	53	-	53
Libya	19	1	18
Pakistan	17	-	17
Egypt	16	-	16
Iran	15	1	14
Iraq	10	-	10
Ukraine	8	8	-
Russia	7	7	-
Kosovo	6	6	-
Bangladesh	4	-	4
China (PRC)	4	4	-
Turkey	2	2	-
Afghanistan	1	-	1
Belarus	1	1	-
India	1	1	-
Palestine	1	-	1
TOTAL	165	31	134

Note:

MFA – requests sent by embassies and general consulates of the SR

VIS – requests sent by other EU member states

Number of security checks of invitations requested by Alien Police Units of the Police Force in 2015 and 2016

Invitations		2015	2016
Official		1 008	1 215
Private		1 737	1 674
Total number of security checks		2 745	2 889
Thereof:	Total number of approved invitations	2 414	2 590
	Total number of disapproved invitations	331	299

Number of security checks of invitations requested by Alien Police Units of the Police Force in 2016 by nationality - TOP 10

Nationality	Total	Invitations	
		Official	Private
Ukraine	670	84	586
India	407	372	35
China (PRC)	344	232	112
Iran	267	149	118
Egypt	152	76	76
Viet Nam	138	7	131
Russia	106	11	95
Turkey	64	22	42
Thailand	62	14	48
Philippines	44	11	33
Other nationalities	635	237	398
TOTAL	2 889	1 215	1 674

Negative statement of Central Visa Authority Department of Bureau of Border and Alien Police to the invitation letter according to hit in Schengen information system for purpose of entry refusal by nationality and type of invitation in 2016

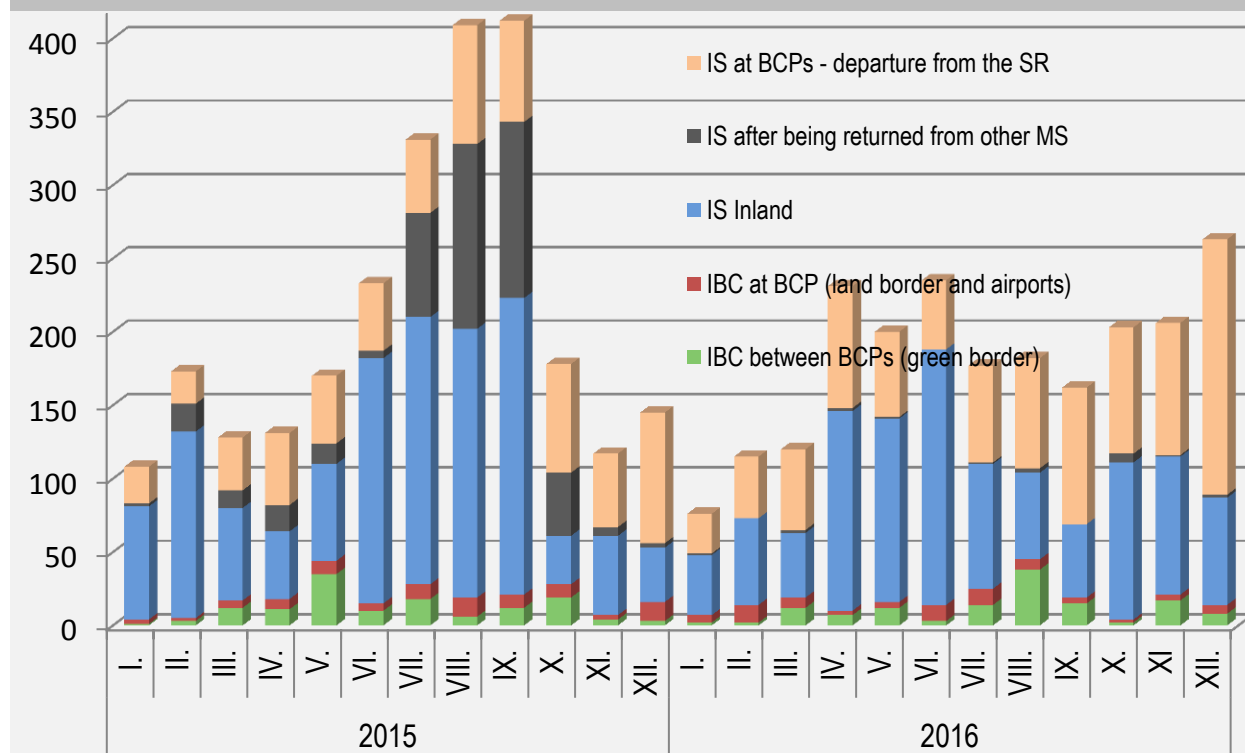
Nationality	Total	Thereof negative statement of CVAD:	
		Private	Official
Benin	1	1	-
Kosovo	1	1	-
TOTAL	2	2	0

2 ILLEGAL MIGRATION

Overview of illegal migration on the territory of the SR in 2015 and 2016

		2015			2016		
		Total	Thereof:		Total	Thereof:	
			to SR	from SR		to SR	from SR
IBC	External land border between BCPs	134	134	0	132	126	6
	External land border at BCPs	74	71	3	56	56	0
	External air border (at airports)	14	12	2	20	4	16
	TOTAL	222	217	5	208	186	22
IS	Inland	1 237	---	---	1 045	---	---
	Internal air border (at airports)	0			2		
	At BCPs – departure from the SR	637			896		
	Returned from other Member State	439			19		
	TOTAL	2 313			1 962		
TOTAL		2 535			2 170		

Development of individual indicators of illegal migration on the territory of the SR within the period from January 2015 to December 2016 by individual months



Overview of illegal migration on the territory of the SR disaggregated by detection and processing by individual DBAP and other authorities in 2016

	DETECTED			PROCESSED		
	Total	IBC	IS	Total	IBC	IS
DBAP Bratislava	408	2	406	748	3	745
DBAP B. Bystrica	137	-	137	147	-	147
DBAP Prešov	111	13	98	193	17	176
DBAP Sobrance	1 079	182	897	1 082	188	894
Other authority*	435	11	424	0	-	-
TOTAL	2 170	208	1 962	2 170	208	1 962

Overview of illegal migration on the territory of the SR disaggregated by detection and processing by individual DBAP and other authorities in 2015

	DETECTED			PROCESSED		
	Total	IBC	IS	Total	IBC	IS
DBAP Bratislava	535	10	525	1 106	11	1 095
DBAP B. Bystrica	78	-	78	410	-	410
DBAP Prešov	82	3	79	176	3	173
DBAP Sobrance	843	208	635	843	208	635
Other authority*	997	1	996	0	-	-
TOTAL	2 535	222	2 313	2 535	222	2 313

* e. g. Customs Criminal Office, Uniformed Police, Railway Police, Authority of other country

Note:

„Authority of detection“ means unit that performed primordial check of alien in the territory of SR, detected violation of the law and handed the case over to competent unit of BBAP for further procession, respectively, the violation of the law was detected by other foreign authority.

Illegal migration on the territory of the SR in 2016 by nationality

Nationality	Illegal migration in total	IBC			IS			
		Land border:		Airports	Inland	On internal borders at Airports	at BCPs - departing from the SR	Returned from other MS
		between BCPs	at BCPs					
Ukraine	1 234	19	51	17	281	-	863	3
Iraq	145	7	-	-	138	-	-	-
Serbia	123	-	-	-	121	-	-	2
Afghanistan	114	-	-	-	113	-	1	-
Syria	82	6	1	1	73	-	1	-
Viet Nam	62	47	-	-	15	-	-	-
Russia	44	13	-	-	27	-	2	2
Pakistan	26	-	-	-	26	-	-	-
Republic of Moldova	23	3	1	-		-	19	
Turkey	22	7	3	-	11	-	-	1
Georgia	21	18	-	-	1	-	1	1
Macedonia (FYROM)	20	-	-	-	19	-	1	-
India	16	-	-	-	16	-	-	-
Kuwait	16	-	-	-	14	-	2	-
Iran	14	1	-	-	11	-	-	2
Algeria	10	-	-	-	10	-	-	-
Korean Republic	10	-	-	-	10	-	-	-
Hungary	10	-	-	-	9	-	1	-
Albania	9	-	-	1	7	-	1	-
Nigeria	9	-	-	-	5	2	1	1
Bosnia and Herzegovina	8	-	-	-	8	-	-	-
Palestine	8	-	-	-	8	-	-	-
Somalia	8	-	-	-	8	-	-	-
Israel	7	-	-	-	7	-	-	-
Canada	6	-	-	-	6	-	-	-
Morocco	6	-	-	-	4	-	-	2
Romania	6	-	-	-	6	-	-	-
Belarus	5	-	-	-	3	-	2	-
Brazil	5	-	-	-	5	-	-	-
China (PRC)	5	-	-	-	5	-	-	-
Kosovo	5	-	-	-	3	-	-	2
Senegal	5	-	-	-	5	-	-	-
United States, USA	5	-	-	-	5	-	-	-
Sri Lanka	5	3	-	-	2	-	-	-
Thailand	5	-	-	-	5	-	-	-
Armenia	4	2	-	-	2	-	-	-
Libya	4	-	-	-	4	-	-	-
Mexico	4	-	-	-	4	-	-	-



continued overleaf



continued from previous page (2016)

Nationality	Illegal migration in total	IBC			IS			
		Land border:		Airports	Inland	On internal borders at Airports	at BCPs - departing from the SR	Returned from other MS
		between BCPs	at BCPs					
Azerbaijan	3	2	-	-	-	-	-	1
Stateless	3	-	-	-	3	-	-	-
Montenegro	3	-	-	-	3	-	-	-
Guinea	3	-	-	-	3	-	-	-
Kazakhstan	3	1	-	-	2	-	-	-
D. R. Congo	3	-	-	1	2	-	-	-
Cuba	3	-	-	-	3	-	-	-
Nepal	3	-	-	-	3	-	-	-
Peru	3	-	-	-	3	-	-	-
Bangladesh	2	-	-	-	2	-	-	-
Bulgaria	2	-	-	-	2	-	-	-
Burundi	2	-	-	-	-	-	-	2
Czech Republic	2	2	-	-	-	-	-	-
Egypt	2	-	-	-	2	-	-	-
Italy	2	-	-	-	2	-	-	-
Tunisia	2	-	-	-	2	-	-	-
Venezuela	2	-	-	-	2	-	-	-
Philippines	1	-	-	-	1	-	-	-
Ghana	1	-	-	-	1	-	-	-
Netherlands	1	1	-	-	-	-	-	-
Japan	1	-	-	-	-	-	1	-
Yemen	1	-	-	-	1	-	-	-
Kenya	1	-	-	-	1	-	-	-
Kyrgyzstan	1	-	-	-	1	-	-	-
Lebanon	1	-	-	-	1	-	-	-
Liberia	1	-	-	-	1	-	-	-
Lithuania	1	-	-	-	1	-	-	-
Mozambique	1	-	-	-	1	-	-	-
Unknown nationality	1	-	-	-	1	-	-	-
Poland	1	-	-	-	1	-	-	-
Sudan	1	-	-	-	1	-	-	-
Taiwan	1	-	-	-	1	-	-	-
Uzbekistan	1	-	-	-	1	-	-	-
TOTAL	2 170	132	56	20	1 045	2	896	19

Illegal migration on the territory of the SR in 2015 by nationality

Nationality	Illegal migration in total	IBC			IS			
		Land border:		Airports	Inland	On internal borders at Airports	at BCPs - departing from the SR	Returned from other MS
		between BCPs	at BCPs					
Ukraine	867	17	71	4	148	-	619	8
Syria	582	6	-	-	385	-	-	191
Afghanistan	265	37	-	5	117	-	-	106
Iraq	146	10	-	-	93	-	1	42
Kosovo	120	-	-	-	103	-	-	17
Pakistan	57	1	-	-	35	-	1	20
Serbia	46	-	-	-	46	-	-	-
Russia	44	13	-	1	22	-	4	4
Stateless	29	-	-	-	2	-	-	27
Bangladesh	25	6	-	-	17	-	-	2
Viet Nam	23	5	-	-	18	-	-	-
Macedonia (FYROM)	22	-	-	-	20	-	2	-
Israel	17	-	-	-	17	-	-	-
Turkey	17	2	-	-	15	-	-	-
Georgia	15	12	1	-	2	-	-	-
Iran	15	-	-	-	10	-	-	5
Republic of Moldova	15	7	-	-	4	-	4	-
Somalia	13	11	-	-	2	-	-	-
United States, USA	12	-	-	-	12	-	-	-
Sudan	11	-	-	-	10	-	-	1
China (PRC)	10	-	-	-	9	-	1	-
India	10	-	-	3	7	-	-	-
Armenia	9	5	-	-	1	-	-	3
Nigeria	9	-	-	-	9	-	-	-
Algeria	8	-	-	-	7	-	-	1
Canada	8	-	-	-	8	-	-	-
Libya	7	-	-	-	7	-	-	-
Senegal	7	-	-	-	7	-	-	-
Brazil	6	-	-	-	6	-	-	-
Korean Republic	6	-	-	-	6	-	-	-
Cuba	6	-	-	-	6	-	-	-
Hungary	6	-	-	-	5	-	1	-
Romania	6	-	-	-	6	-	-	-
Bosnia and Herzegovina	5	-	-	-	5	-	-	-
Egypt	5	-	-	-	5	-	-	-
Ghana	5	-	-	-	4	-	-	1
Cameroon	4	-	-	-	4	-	-	-
Germany	4	-	-	-	4	-	-	-
Saudi Arabia	4	-	-	-	4	-	-	-
Albania	3	-	-	1	2	-	-	-
Argentina	3	-	-	-	3	-	-	-
Australia	3	-	-	-	3	-	-	-
Bulgaria	3	-	-	-	3	-	-	-
Philippines	3	-	-	-	3	-	-	-



continued overleaf



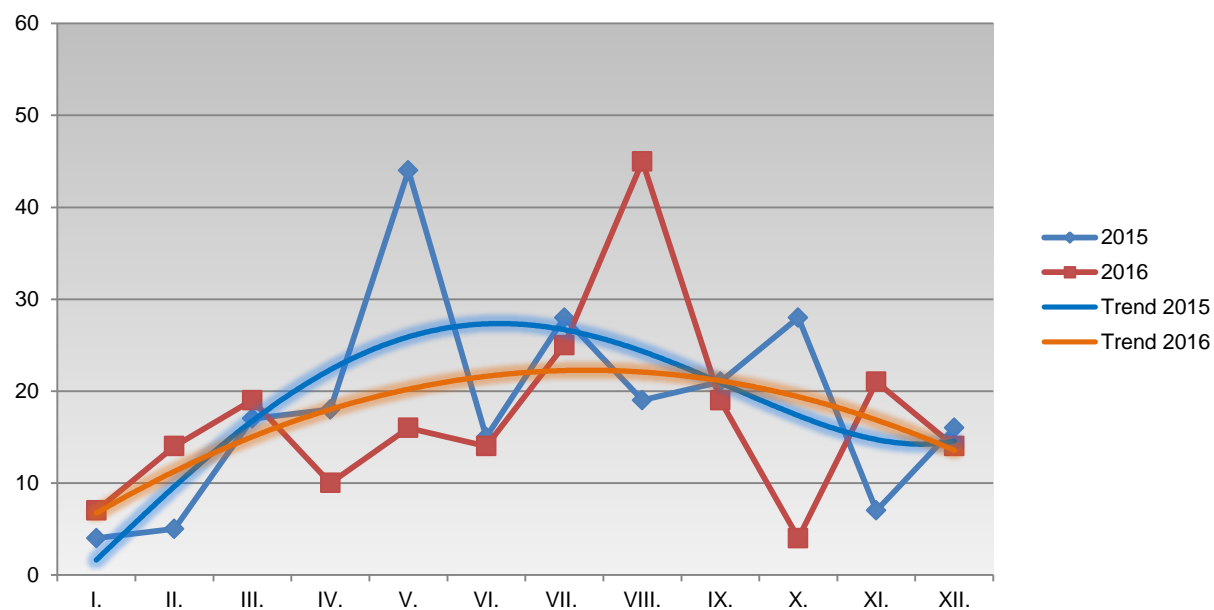
continued from previous page (2015)

Nationality	Illegal migration in total	IBC			IS			
		Land border:		Airports	Inland	On internal borders at Airports	at BCPs - departing from the SR	Returned from other MS
		between BCPs	at BCPs					
Democratic Peoples Republic of Korea	3	-	-	-	-	-	-	3
Lebanon	3	-	-	-	2	-	-	1
Mali	3	-	-	-	2	-	-	1
Palestine	3	-	-	-	2	-	-	1
Côte d'Ivoire	3	-	-	-	3	-	-	-
Tunisia	3	-	-	-	2	-	-	1
Belarus	2	-	-	-	-	-	2	-
Eritrea	2	-	-	-	1	-	-	1
Guinea	2	-	-	-	2	-	-	-
Kazakhstan	2	1	-	-	1	-	-	-
Mexico	2	-	-	-	2	-	-	-
Poland	2	-	-	-	2	-	-	-
Austria	2	-	-	-	2	-	-	-
Saint Kitts and Nevis	2	-	-	-	2	-	-	-
Azerbaijan	1	-	-	-	-	-	1	-
Belgium	1	1	-	-	-	-	-	-
Burkina Faso	1	-	-	-	1	-	-	-
Gambia	1	-	-	-	1	-	-	-
Greece	1	-	-	-	1	-	-	-
Haiti	1	-	-	-	1	-	-	-
Hong Kong	1	-	-	-	1	-	-	-
Yemen	1	-	-	-	1	-	-	-
Jordan	1	-	-	-	1	-	-	-
Kenya	1	-	-	-	1	-	-	-
D. R. Congo	1	-	1	-	-	-	-	-
Liberia	1	-	-	-	1	-	-	-
Morocco	1	-	-	-	-	-	-	1
Nepal	1	-	-	-	1	-	-	-
Unknown nationality	1	-	-	-	1	-	-	-
United Kingdom	1	-	-	-	1	-	-	-
Italy	1	-	1	-	-	-	-	-
Turkmenistan	1	-	-	-	-	-	1	-
Uganda	1	-	-	-	-	-	-	1
Uzbekistan	1	-	-	-	-	-	-	1
TOTAL	2 535	134	74	14	1 237	0	637	439

2.1 Illegal Crossings of State Border of the Slovak Republic

Overview of IBC by individual months in: 2015 and 2016

	Total	I.	II.	III.	IV.	V.	VI.	VII.	VIII.	IX.	X.	XI.	XII.
2015	222	4	5	17	18	44	15	28	19	21	28	7	16
2016	208	7	14	19	10	16	14	25	45	19	4	21	14



IBC in 2016 disaggregated by place and direction of crossing

Nationality	IBC			Thereof:					
				Land border between BCPs		Land border at BCPs		Airports (non-Schengen flights)	
	Total	Thereof:		to SR	from SR	to SR	from SR	to SR	from SR
		to SR	from SR						
Ukraine	87	72	15	19	-	51	-	2	15
Viet Nam	47	47	-	47	-	-	-	-	-
Georgia	18	18	-	18	-	-	-	-	-
Russia	13	10	3	10	3	-	-	-	-
Turkey	10	10	-	7	-	3	-	-	-
Syria	8	8	-	6	-	1	-	1	-
Iraq	7	7	-	7	-	-	-	-	-
Republic of Moldova	4	3	1	2	1	1	-	-	-
Sri Lanka	3	3	-	3	-	-	-	-	-
Armenia	2	2	-	2	-	-	-	-	-
Azerbaijan	2	2	-	2	-	-	-	-	-
Czech Republic	2	-	2	-	2	-	-	-	-
Albania	1	-	1	-	-	-	-	-	1
Netherlands	1	1	-	1	-	-	-	-	-
Iran	1	1	-	1	-	-	-	-	-
Kazakhstan	1	1	-	1	-	-	-	-	-
D. R. Congo	1	1	-	-	-	-	-	1	-
TOTAL	208	186	22	126	6	56	0	4	16

IBC in 2015 disaggregated by place and direction of crossing

Nationality	IBC			Thereof:					
				Land border between BCPs		Land border at BCPs		Airports (non-Schengen flights)	
	Total	Thereof:		to SR	from SR	to SR	from SR	to SR	from SR
		to SR	from SR						
Ukraine	92	89	3	17	-	69	2	3	1
Afghanistan	42	42	-	37	-	-	-	5	-
Russia	14	14	-	13	-	-	-	1	-
Georgia	13	13	-	12	-	1	-	-	-
Somalia	11	11	-	11	-	-	-	-	-
Iraq	10	10	-	10	-	-	-	-	-
Republic of Moldova	7	7	-	7	-	-	-	-	-
Bangladesh	6	6	-	6	-	-	-	-	-
Syria	6	6	-	6	-	-	-	-	-
Armenia	5	5	-	5	-	-	-	-	-
Viet Nam	5	5	-	5	-	-	-	-	-
India	3	3	-	-	-	-	-	3	-
Turkey	2	2	-	2	-	-	-	-	-
Albania	1	-	1	-	-	-	-	-	1
Belgium	1	1	-	1	-	-	-	-	-
Kazakhstan	1	1	-	1	-	-	-	-	-
D. R. Congo	1	1	-	-	-	1	-	-	-
Pakistan	1	1	-	1	-	-	-	-	-
Italy	1	-	1	-	-	-	1	-	-
TOTAL	222	217	5	134	0	71	3	12	2

IBC in 2016 disaggregated by place and modus operandi of crossing

			Number of migrants
LAND BORDER	between BCPs	on foot without own travel document	93
		on foot with own travel document	38
		on foot with forged/counterfeit document	1
		Total	132
	at BCPs	counterfeit/forged travel document	47
		counterfeit/forged visa, residence permit	3
		person attempting to avoid border check	1
		person on whom an alert has been issued in national registry for purposes of entry refusal	2
		asylum applicant at the BCP entering the territory of the SR with own genuine travel document	3
		Total	56
	AIRPORTS	travel document of other person (impostor) / fraudulently obtained document	10
		counterfeit/forged travel document	9
counterfeit/forged visa, residence permit		-	
asylum applicant at the BCP entering the territory of the SR with own genuine travel document		1	
Total		20	
TOTAL			208

IBC in 2015 disaggregated by place and modus operandi of crossing

			Number of migrants
LAND BORDER	between BCPs	on foot without own travel document	108
		on foot with own travel document	26
		Total	134
	at BCPs	counterfeit/forged travel document	70
		counterfeit/forged visa, residence permit	1
		person attempting to avoid border check	-
		person on whom an alert has been issued in national registry for purposes of entry refusal	3
		asylum applicant at the BCP entering the territory of the SR with own genuine travel document	-
		Total	74
		AIRPORTS	travel document of other person (impostor) / fraudulently obtained document
	counterfeit/forged travel document		8
	counterfeit/forged visa, residence permit		4
	facilitation of illegal immigration		1
Total	14		
TOTAL			222

IBC at land border between BCPs in 2016 disaggregated by processing authority

Nationality	Total	BCU PF									
		Zboj	Topoľa	Ulič	Ubl'a	Podhorod'	Petrovce	Vyšné Nemecké	Maťovské Vojkovce	Veľké Slemence	Čierna nad Tisou
Viet Nam	47	-	-	-	4	37	6	-	-	-	-
Ukraine	19	3	-	3	3	1	2	4	-	-	3
Georgia	18	-	-	3	7	-	4	1	1	-	2
Russia	13	-	-	-	3	1	5	4	-	-	-
Iraq	7	1	-	-	-	6	-	-	-	-	-
Turkey	7	-	-	-	-	1	1	5	-	-	-
Syria	6	2	-	-	-	1	-	3	-	-	-
Republic of Moldova	3	-	-	-	1	1	-	1	-	-	-
Sri Lanka	3	3	-	-	-	-	-	-	-	-	-
Armenia	2	-	-	-	2	-	-	-	-	-	-
Azerbaijan	2	-	2	-	-	-	-	-	-	-	-
Czech Republic	2	1	-	-	-	-	-	1	-	-	-
Netherlands	1	-	-	-	-	-	-	1	-	-	-
Iran	1	-	-	-	1	-	-	-	-	-	-
Kazakhstan	1	-	-	-	-	-	-	-	-	-	1
TOTAL	132	10	2	6	21	48	18	20	1	0	6

IBC at land border between BCPs in 2015 disaggregated by processing authority

Nationality	Total	BCU PF									
		Zboj	Topoľa	Ulič	Ubl'a	Podhorod'	Petrovce	Vyšné Nemecké	Maťovské Vojkovce	Veľké Slemence	Čierna nad Tisou
Afghanistan	37	6	-	-	12	19	-	-	-	-	-
Ukraine	17	2	-	3	4	1	6	-	-	-	1
Russia	13	-	-	-	2	-	2	8	1	-	-
Georgia	12	-	-	-	4	-	3	4	1	-	-
Somalia	11	5	-	-	-	6	-	-	-	-	-
Iraq	10	-	-	-	-	1	-	9	-	-	-
Republic of Moldova	7	-	-	-	5	-	1	1	-	-	-
Bangladesh	6	3	-	3	-	-	-	-	-	-	-
Syria	6	-	-	1	1	2	-	2	-	-	-
Armenia	5	-	-	-	4	-	-	1	-	-	-
Viet Nam	5	-	-	-	5	-	-	-	-	-	-
Turkey	2	-	-	-	-	-	-	2	-	-	-
Belgium	1	-	-	-	-	-	-	-	-	-	1
Kazakhstan	1	-	-	-	1	-	-	-	-	-	-
Pakistan	1	-	-	-	-	-	-	1	-	-	-
TOTAL	134	16	0	7	38	29	12	28	2	0	2

IBC at BCPs in 2016 disaggregated by individual BCU PF

Nationality	Total	BCU PF								
		Ubl'a	Vyšné Nemecké	Maťovské Vojkovce	Veľké Slemence	Čierna nad Tisou	Bratislava Airport	Poprad Airport	Košice Airport	small Airports
Ukraine	68	-	51	-	-	-	1	2	14	-
Turkey	3	-	1	-	-	2	-	-	-	-
Syria	2	-	1	-	-	-	-	-	1	-
Albania	1	-	-	-	-	-	1	-	-	-
D. R. Congo	1	-	-	-	-	-	1	-	-	-
Republic of Moldova	1	-	1	-	-	-	-	-	-	-
TOTAL	76	0	54	0	0	2	3	2	15	0

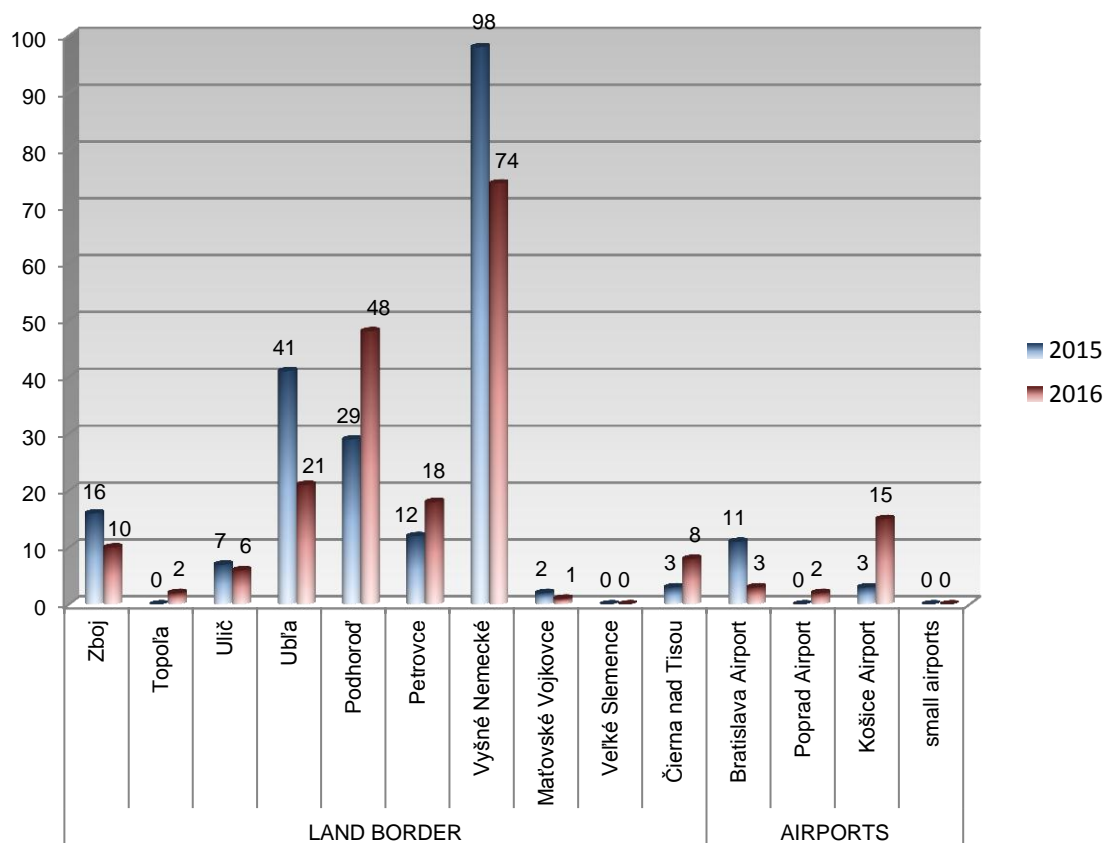
IBC at BCPs in 2015 disaggregated by individual BCU PF

Nationality	Total	BCU PF								
		Ubl'a	Vyšné Nemecké	Maťovské Vojkovce	Veľké Slemence	Čierna nad Tisou	Bratislava Airport	Poprad Airport	Košice Airport	small Airports
Ukraine	75	3	68	-	-	-	1	-	3	-
Afghanistan	5	-	-	-	-	-	5	-	-	-
India	3	-	-	-	-	-	3	-	-	-
Albania	1	-	-	-	-	-	1	-	-	-
Georgia	1	-	1	-	-	-	-	-	-	-
D. R. Congo	1	-	-	-	-	1	-	-	-	-
Russia	1	-	-	-	-	-	1	-	-	-
Italy	1	-	1	-	-	-	-	-	-	-
TOTAL	88	3	70	0	0	1	11	0	3	0

Overview of IBC by processing of cases by individual units in 2015 and 2016

Units	2015	2016
BCU PF Zboj	16	10
BCU PF Topoľa	-	2
BCU PF Ulič	7	6
BCU PF Ubl'a	41	21
BCU PF Podhorod'	29	48
BCU PF Petrovce	12	18
BCU PF Vyšné Nemecké	98	74
BCU PF Maťovské Vojkovce	2	1
BCU PF Veľké Slemence	-	-
BCU PF Čierna nad Tisou	3	8
BCU PF Bratislava Airport	11	3
BCU PF Poprad Airport	-	2
BCU PF Košice Airport	3	15
small Airports	-	-
TOTAL	222	208

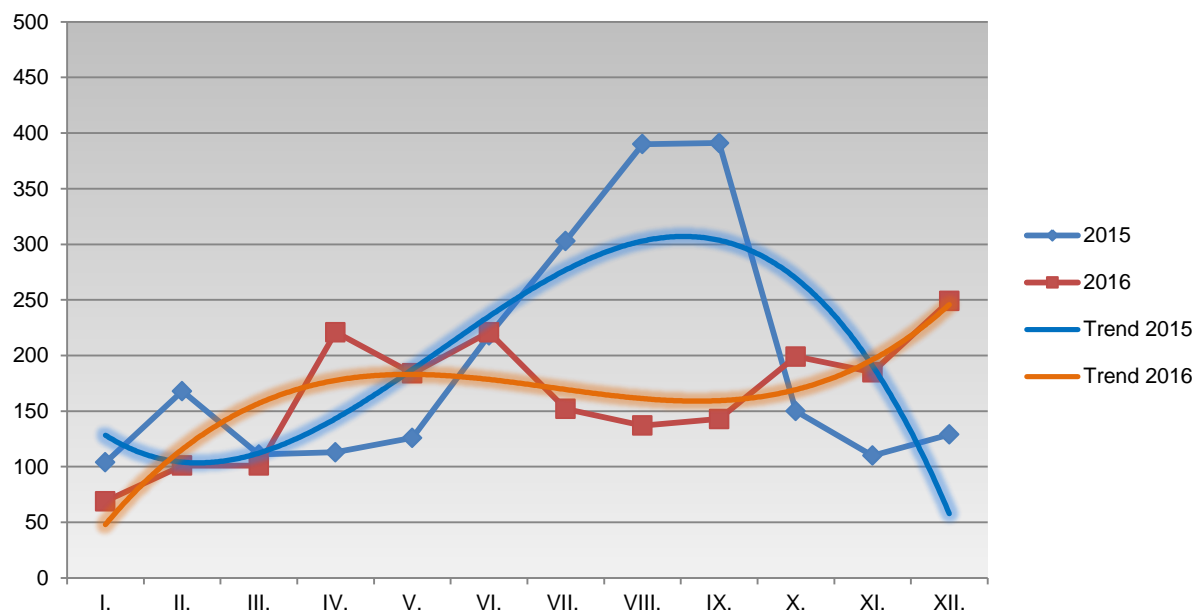
Overview of IBC by processing of cases by individual units in 2015 and 2016



2.2 Illegal stay on the territory of the Slovak Republic

Overview of IS by individual months in: 2015 and 2016

	Total	I.	II.	III.	IV.	V.	VI.	VII.	VIII.	IX.	X.	XI.	XII.
2015	2 313	104	168	111	113	126	218	303	390	391	150	110	129
2016	1 962	69	101	101	221	184	221	152	137	143	199	185	249



IS in 2016 disaggregated by nationality, place of detection and previous entry to the SR

Nationality	IS in total	Inland			On internal borders at Airports	at BCPs - departing from the SR		Returned from other MS
		legal entry	illegal entry	unknown entry		at land border	at airports	
Ukraine	1 147	211	70	-	-	861	2	3
Iraq	138	68	70	-	-	-	-	-
Serbia	123	106	15	-	-	-	-	2
Afghanistan	114	1	112	-	-	-	1	-
Syria	74	4	69	-	-	-	1	-
Russia	31	17	10	-	-	1	1	2
Pakistan	26	-	26	-	-	-	-	-
Macedonia (FYROM)	20	15	4	-	-	-	1	-
Republic of Moldova	19	-	-	-	-	19	-	-
India	16	5	11	-	-	-	-	-
Kuwait	16	14	-	-	-	-	2	-
Viet Nam	15	9	6	-	-	-	-	-
Iran	13	3	8	-	-	-	-	2
Turkey	12	6	5	-	-	-	-	1
Algeria	10	-	10	-	-	-	-	-
Korean Republic	10	8	2	-	-	-	-	-
Hungary	10	8	1	-	-	1	-	-
Nigeria	9	2	3	-	2	-	1	1
Albania	8	7	-	-	-	1	-	-
Bosnia and Herzegovina	8	6	2	-	-	-	-	-
Palestine	8	3	5	-	-	-	-	-
Somalia	8	-	8	-	-	-	-	-
Israel	7	6	1	-	-	-	-	-
Canada	6	6	-	-	-	-	-	-
Morocco	6	1	3	-	-	-	-	2
Romania	6	5	1	-	-	-	-	-
Belarus	5	1	2	-	-	2	-	-
Brazil	5	5	-	-	-	-	-	-
China (PRC)	5	4	1	-	-	-	-	-
Kosovo	5	1	2	-	-	-	-	2
Senegal	5	4	1	-	-	-	-	-
United States, USA	5	5	-	-	-	-	-	-
Thailand	5	5	-	-	-	-	-	-
Libya	4	4	-	-	-	-	-	-
Mexico	4	4	-	-	-	-	-	-
Stateless	3	2	1	-	-	-	-	-
Montenegro	3	3	-	-	-	-	-	-
Georgia	3	-	1	-	-	1	-	1
Guinea	3	1	2	-	-	-	-	-
Cuba	3	2	1	-	-	-	-	-
Nepal	3	-	3	-	-	-	-	-
Peru	3	3	-	-	-	-	-	-
Armenia	2	2	-	-	-	-	-	-
Bangladesh	2	1	1	-	-	-	-	-
Bulgaria	2	-	2	-	-	-	-	-
Burundi	2	-	-	-	-	-	-	2



continued overleaf



continued from previous page (2016)

Nationality	IS in total	Inland			On internal borders at Airports	at BCPs - departing from the SR		Returned from other MS
		legal entry	illegal entry	unknown entry		at land border	at airports	
Egypt	2	-	2	-	-	-	-	-
Kazakhstan	2	2	-	-	-	-	-	-
D. R. Congo	2	2	-	-	-	-	-	-
Sri Lanka	2	1	1	-	-	-	-	-
Italy	2	2	-	-	-	-	-	-
Tunisia	2	1	1	-	-	-	-	-
Venezuela	2	2	-	-	-	-	-	-
Azerbaijan	1	-	-	-	-	-	-	1
Philippines	1	1	-	-	-	-	-	-
Ghana	1	1	-	-	-	-	-	-
Japan	1	-	-	-	-	1	-	-
Yemen	1	-	1	-	-	-	-	-
Kenya	1	1	-	-	-	-	-	-
Kyrgyzstan	1	1	-	-	-	-	-	-
Lebanon	1	1	-	-	-	-	-	-
Liberia	1	1	-	-	-	-	-	-
Lithuania	1	1	-	-	-	-	-	-
Mozambique	1	1	-	-	-	-	-	-
Unknown	1	-	1	-	-	-	-	-
Poland	1	1	-	-	-	-	-	-
Sudan	1	-	1	-	-	-	-	-
Taiwan	1	1	-	-	-	-	-	-
Uzbekistan	1	1	-	-	-	-	-	-
TOTAL	1 962	579	466	0	2	887	9	19

IS in 2015 disaggregated by nationality, place of detection and previous entry to the SR

Nationality	IS in total	Inland			On internal borders at Airports	at BCPs - departing from the SR		Returned from other MS
		legal entry	illegal entry	unknown entry		at land border	at Airports	
Ukraine	775	95	53	-	-	611	8	8
Syria	576	6	379	-	-	-	-	191
Afghanistan	223	-	117	-	-	-	-	106
Iraq	136	1	92	-	-	-	1	42
Kosovo	120	-	103	-	-	-	-	17
Pakistan	56	-	35	-	-	1	-	20
Serbia	46	28	18	-	-	-	-	-
Russia	30	12	9	1	-	4	-	4
Stateless	29	2	-	-	-	-	-	27
Macedonia (FYROM)	22	15	4	1	-	2	-	-
Bangladesh	19	-	17	-	-	-	-	2
Viet Nam	18	12	6	-	-	-	-	-
Israel	17	17	-	-	-	-	-	-
Iran	15	-	10	-	-	-	-	5
Turkey	15	10	5	-	-	-	-	-
United States, USA	12	9	3	-	-	-	-	-
Sudan	11	-	10	-	-	-	-	1
China (PRC)	10	5	4	-	-	-	1	-
Nigeria	9	2	7	-	-	-	-	-
Algeria	8	1	6	-	-	-	-	1
Canada	8	6	2	-	-	-	-	-
Republic of Moldova	8	2	2	-	-	4	-	-
India	7	2	5	-	-	-	-	-
Libya	7	6	1	-	-	-	-	-
Senegal	7	6	1	-	-	-	-	-
Brazil	6	5	1	-	-	-	-	-
Korean Republic	6	5	1	-	-	-	-	-
Cuba	6	1	5	-	-	-	-	-
Hungary	6	5	-	-	-	1	-	-
Romania	6	5	1	-	-	-	-	-
Bosnia and Herzegovina	5	4	1	-	-	-	-	-
Egypt	5	2	3	-	-	-	-	-
Ghana	5	-	4	-	-	-	-	1
Armenia	4	-	1	-	-	-	-	3
Cameroon	4	1	3	-	-	-	-	-
Germany	4	4	-	-	-	-	-	-
Saudi Arabia	4	4	-	-	-	-	-	-
Argentina	3	1	2	-	-	-	-	-
Australia	3	2	1	-	-	-	-	-
Bulgaria	3	3	-	-	-	-	-	-
Philippines	3	2	1	-	-	-	-	-
Democratic Peoples Republic of Korea	3	-	-	-	-	-	-	3
Lebanon	3	1	1	-	-	-	-	1
Mali	3	-	2	-	-	-	-	1
Palestine	3	1	1	-	-	-	-	1



continued overleaf



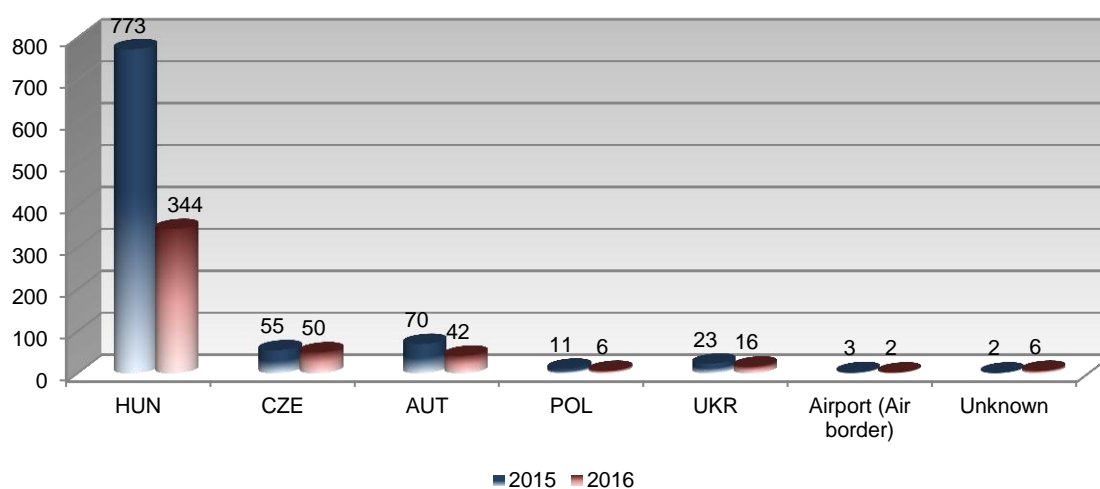
continued from previous page (2015)

Nationality	IS in total	Inland			On internal borders at Airports	at BCPs - departing from the SR		Returned from other MS
		legal entry	illegal entry	unknown entry		at land border	at airports	
Côte d'Ivoire	3	-	3	-	-	-	-	-
Tunisia	3	-	2	-	-	-	-	1
Albania	2	1	1	-	-	-	-	-
Belarus	2	-	-	-	-	1	1	-
Eritrea	2	-	1	-	-	-	-	1
Georgia	2	-	2	-	-	-	-	-
Guinea	2	-	2	-	-	-	-	-
Mexico	2	2	-	-	-	-	-	-
Poland	2	2	-	-	-	-	-	-
Austria	2	2	-	-	-	-	-	-
Somalia	2	-	2	-	-	-	-	-
Saint Kitts and Nevis	2	-	2	-	-	-	-	-
Azerbaijan	1	-	-	-	-	1	-	-
Burkina Faso	1	-	1	-	-	-	-	-
Gambia	1	-	1	-	-	-	-	-
Greece	1	1	-	-	-	-	-	-
Haiti	1	-	1	-	-	-	-	-
Hong Kong	1	1	-	-	-	-	-	-
Yemen	1	1	-	-	-	-	-	-
Jordan	1	1	-	-	-	-	-	-
Kazakhstan	1	1	-	-	-	-	-	-
Kenya	1	1	-	-	-	-	-	-
Liberia	1	1	-	-	-	-	-	-
Morocco	1	-	-	-	-	-	-	1
Nepal	1	-	1	-	-	-	-	-
Unknown	1	-	1	-	-	-	-	-
United Kingdom	1	1	-	-	-	-	-	-
Turkmenistan	1	-	-	-	-	1	-	-
Uganda	1	-	-	-	-	-	-	1
Uzbekistan	1	-	-	-	-	-	-	1
TOTAL	2 313	298	937	2	0	626	11	439

IS detected inland after illegal entry to the SR in 2015 and 2016 by border sections illegally crossed by migrants

Border section	2015	2016
Hungary	773	344
Czech Republic	55	50
Austria	70	42
Poland	11	6
Ukraine	23	16
Airport (Air border)	3	2
Unknown	2	6
TOTAL	937	466

IS detected inland after entry to the SR in 2015 and 2016 by border sections illegally crossed by migrants



IS detected inland after illegal entry to the SR in 2016 disaggregated by border sections illegally crossed by migrants

Nationality	Total	Border section						
		HUN	CZE	AUT	POL	UKR	Airport (Air border)	Unknown
Afghanistan	112	111	-	-	-	1	-	-
Iraq	70	68	1	-	-	-	1	-
Ukraine	70	24	38	2	3	3	-	-
Syria	69	62	-	5	-	2	-	-
Pakistan	26	24	-	1	-	-	-	1
Serbia	15	12	1	2	-	-	-	-
India	11	3	-	3	-	5	-	-
Algeria	10	9	-	1	-	-	-	-
Russia	10	2	2	4	-	2	-	-
Iran	8	5	-	3	-	-	-	-
Somalia	8	1	2	4	-	-	1	-
Viet Nam	6	3	2	-	-	1	-	-
Palestine	5	5	-	-	-	-	-	-
Turkey	5	-	-	4	1	-	-	-
Macedonia (FYROM)	4	1	1	2	-	-	-	-
Morocco	3	-	-	1	-	-	-	2
Nepal	3	-	-	-	-	-	-	3
Nigeria	3	1	-	2	-	-	-	-
Belarus	2	-	1	-	1	-	-	-
Bosnia and Herzegovina	2	1	1	-	-	-	-	-
Bulgaria	2	2	-	-	-	-	-	-
Egypt	2	1	-	1	-	-	-	-
Guinea	2	-	-	2	-	-	-	-
Korean Republic	2	-	-	1	1	-	-	-
Kosovo	2	2	-	-	-	-	-	-
Bangladesh	1	1	-	-	-	-	-	-
Stateless	1	-	-	1	-	-	-	-
China (PRC)	1	1	-	-	-	-	-	-
Georgia	1	-	1	-	-	-	-	-
Israel	1	-	-	1	-	-	-	-
Yemen	1	1	-	-	-	-	-	-
Cuba	1	1	-	-	-	-	-	-
Hungary	1	-	-	-	-	1	-	-
Unknown	1	1	-	-	-	-	-	-
Romania	1	1	-	-	-	-	-	-
Senegal	1	-	-	1	-	-	-	-
Sri Lanka	1	-	-	-	-	1	-	-
Sudan	1	-	-	1	-	-	-	-
Tunisia	1	1	-	-	-	-	-	-
TOTAL	466	344	50	42	6	16	2	6

IS detected inland after illegal entry to the SR in 2015 disaggregated by border sections illegally crossed by migrants

Nationality	Total	Border section						
		HUN	CZE	AUT	POL	UKR	Airport (Air border)	Unknown
Syria	379	350	-	28	-	-	-	1
Afghanistan	117	99	-	5	-	13	-	-
Kosovo	103	100	2	1	-	-	-	-
Iraq	92	89	2	-	-	-	-	1
Ukraine	53	15	33	2	1	2	-	-
Pakistan	35	27	2	4	2	-	-	-
Serbia	18	10	-	8	-	-	-	-
Bangladesh	17	16	1	-	-	-	-	-
Iran	10	8	1	-	-	-	1	-
Sudan	10	9	-	1	-	-	-	-
Russia	9	2	2	3	2	-	-	-
Nigeria	7	6	-	1	-	-	-	-
Algeria	6	2	3	1	-	-	-	-
Viet Nam	6	-	-	-	-	6	-	-
India	5	3	1	1	-	-	-	-
Cuba	5	5	-	-	-	-	-	-
Turkey	5	4	-	1	-	-	-	-
China (PRC)	4	3	-	1	-	-	-	-
Ghana	4	4	-	-	-	-	-	-
Macedonia (FYROM)	4	2	-	1	1	-	-	-
Egypt	3	1	-	2	-	-	-	-
Cameroon	3	3	-	-	-	-	-	-
Côte d'Ivoire	3	3	-	-	-	-	-	-
United States, USA	3	-	1	1	1	-	-	-
Argentina	2	1	-	1	-	-	-	-
Georgia	2	-	-	-	2	-	-	-
Guinea	2	1	-	1	-	-	-	-
Canada	2	-	1	-	-	-	1	-
Mali	2	1	-	1	-	-	-	-
Republic of Moldova	2	-	-	-	-	2	-	-
Somalia	2	-	1	1	-	-	-	-
Saint Kitts and Nevis	2	-	2	-	-	-	-	-
Tunisia	2	-	-	2	-	-	-	-
Albania	1	1	-	-	-	-	-	-
Armenia	1	-	1	-	-	-	-	-
Australia	1	-	-	-	1	-	-	-
Bosnia and Herzegovina	1	-	1	-	-	-	-	-
Brazil	1	1	-	-	-	-	-	-
Burkina Faso	1	1	-	-	-	-	-	-
Eritrea	1	-	-	-	-	-	1	-
Philippines	1	-	-	1	-	-	-	-
Gambia	1	-	1	-	-	-	-	-
Haiti	1	1	-	-	-	-	-	-
Korean Republic	1	-	-	-	1	-	-	-
Lebanon	1	-	-	1	-	-	-	-
Libya	1	1	-	-	-	-	-	-
Nepal	1	-	-	1	-	-	-	-
Unknown	1	1	-	-	-	-	-	-
Palestine	1	1	-	-	-	-	-	-
Romania	1	1	-	-	-	-	-	-
Senegal	1	1	-	-	-	-	-	-
TOTAL	937	773	55	70	11	23	3	2

IS in 2016 disaggregated by detection and procession of cases by individual DBAP and other authorities

Units		DETECTED	PROCESSED
DBAP Bratislava	APU PF Bratislava	93	363
	APU PF Dunajská Streda	30	92
	APU PF Nitra	132	132
	APU PF Nové Zámky	55	63
	APU PF Trnava	60	74
	BCU PF Bratislava Airport	9	9
	MU PF DBAP Bratislava	27	12
	Total	406	745
DBAP Banská Bystrica	APU PF Banská Bystrica	13	17
	APU PF Rimavská Sobota	3	4
	APU PF Trenčín	49	52
	APU PF Žilina	46	74
	MU PF DBAP Banská Bystrica	26	-
	Total	137	147
DBAP Prešov	APU PF Košice	46	56
	APU PF Michalovce	28	87
	APU PF Prešov	11	15
	BCU PF Košice – letisko	4	9
	BCU PF Poprad Airport	-	-
	AU PF Humenné	9	9
	MU PF DBAP Prešov	-	-
	Total	98	176
DBAP Sobrance	BCU PF Zboj	-	-
	BCU PF Topoľa	-	-
	BCU PF Ulič	-	-
	BCU PF Ubľa	110	110
	BCU PF Podhorod'	1	1
	BCU PF Petrovce	1	1
	BCU PF Vyšné Nemecké	763	764
	BCU PF Maťovské Vojkovce	-	-
	BCU PF Veľké Slemence	3	3
	BCU PF Čierna nad Tisou	15	15
	MIU PF DBAP Sobrance	4	-
	Total	897	894
Other authority	Customs Criminal Bureau	101	-
	Uniformed Police	255	-
	Railway Police	11	-
	Criminal Police	2	-
	Traffic Police	27	-
	NUCIM	9	-
	Authority of other country	5	-
	Authority of neighbouring country	14	-
	Total	424	0
TOTAL		1 962	1 962

IS in 2015 disaggregated by detection and procession of cases by individual DBAP and other authorities

Units		DETECTED	PROCESSED
DBAP Bratislava	APU PF Bratislava	139	569
	APU PF Dunajská Streda	24	28
	APU PF Nitra	14	14
	APU PF Nové Zámky	145	262
	APU PF Trnava	22	205
	BCU PF Bratislava Airport	44	10
	MU PF DBAP Bratislava	137	7
	Total	525	1 095
DBAP Banská Bystrica	APU PF Banská Bystrica	12	20
	APU PF Rimavská Sobota	1	16
	APU PF Trenčín	21	141
	APU PF Žilina	28	233
	MU PF DBAP Banská Bystrica	16	-
	Total	78	410
DBAP Prešov	APU PF Košice	45	72
	APU PF Michalovce	9	53
	APU PF Prešov	11	13
	BCU PF Košice – letisko	3	29
	BCU PF Poprad Airport	-	-
	AU PF Humenné	5	6
	MU PF DBAP Prešov	6	-
	Total	79	173
DBAP Sobrance	BCU PF Zboj	-	-
	BCU PF Topoľa	-	-
	BCU PF Ulič	-	-
	BCU PF Ubľa	46	46
	BCU PF Podhorod'	-	-
	BCU PF Petrovce	-	-
	BCU PF Vyšné Nemecké	569	571
	BCU PF Maťovské Vojkovce	-	-
	BCU PF Veľké Slemence	6	6
	BCU PF Čierna nad Tisou	12	12
	MIU PF DBAP Sobrance	2	-
	Total	635	635
Other authority	Customs Criminal Bureau	155	-
	Uniformed Police	258	-
	Railway Police	82	-
	Criminal Police	2	-
	Traffic Police	58	-
	NUCIM	2	-
	Authority of other country	27	-
	Authority of neighbouring country	412	-
	Total	996	0
TOTAL		2 313	2 313

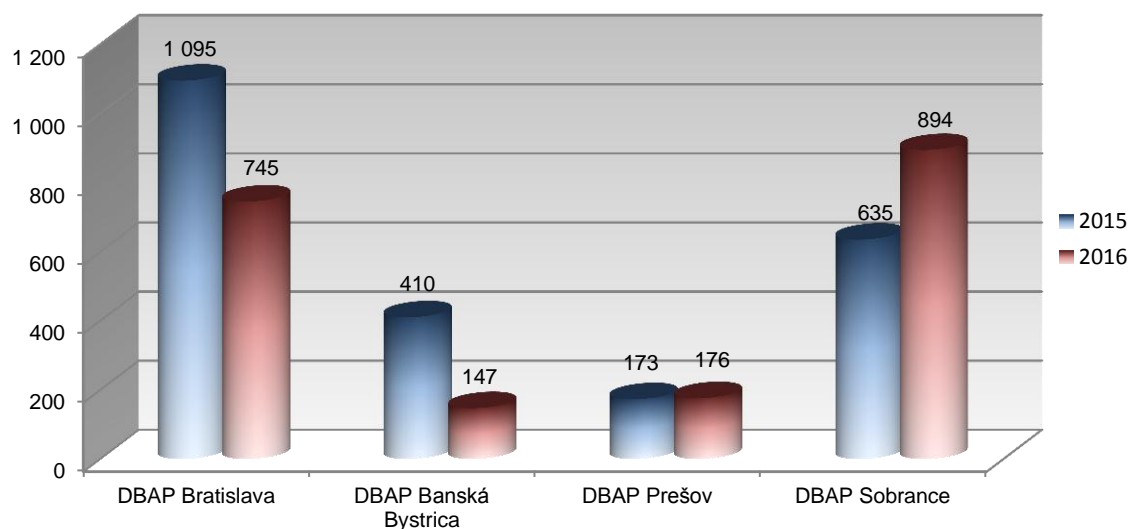
Note:

„Authority of detection“ means unit that performed primordial check of alien in the territory of SR, detected violation of the law and handed the case over to competent unit of BBAP for further procession, respectively, the violation of the law was detected by other foreign authority.

IS in 2015 and 2016 by processing of cases by individual DBAPs

	2015	2016
DBAP Bratislava	1 095	745
DBAP Banská Bystrica	410	147
DBAP Prešov	173	176
DBAP Sobrance	635	894
TOTAL	2 313	1 962

IS in 2015 and 2016 by processing of cases by individual DBAPs



Overview of IS in 2016 by processing of cases by individual DBAPs disaggregated by place of detection and previous entry to the SR

DBAP	IS in total	Inland			On internal borders at Airports	at BCPs - departing from the SR		Returned from other MS
		legal entry	illegal entry	unknown entry		at land border	at Airports	
DBAP Bratislava	745	350	374	-	2	-	7	12
DBAP B. Bystrica	147	95	51	-	-	-	-	1
DBAP Prešov	176	132	36	-	-	-	2	6
DBAP Sobrance	894	2	5	-	-	887	-	-
TOTAL	1 962	579	466	0	2	887	9	19

Overview of IS in 2015 by processing of cases by individual DBAPs disaggregated by place of detection and previous entry to the SR

DBAP	IS in total	Inland			On internal borders at Airports	at BCPs - departing from the SR		Returned from other MS
		legal entry	illegal entry	unknown entry		at land border	at Airports	
DBAP Bratislava	1 095	151	784	1	-	-	9	150
DBAP B. Bystrica	410	50	97	-	-	-	-	263
DBAP Prešov	173	93	51	1	-	-	2	26
DBAP Sobrance	635	4	5	-	-	626	-	-
TOTAL	2 313	298	937	2	0	626	11	439

Overview of third country nationals who entered legally the territory of Schengen area and stayed illegally in SR (overstayers) in 2016

Nationality	Overstayers		
	Total	Inland	at BCPs - departing from the SR
Ukraine	1 129	272	857
Serbia	109	109	-
Iraq	66	66	-
Republic of Moldova	19	-	19
Russia	19	17	2
Macedonia (FYROM)	18	18	-
Kuwait	16	14	2
Viet Nam	14	14	-
Korean Republic	9	9	-
Albania	8	7	1
Turkey	8	8	-
Bosnia and Herzegovina	7	7	-
Israel	7	7	-
Syria	7	6	1
India	6	6	-
Canada	6	6	-
Brazil	5	5	-
China (PRC)	5	5	-
Senegal	5	5	-
United States, USA	5	5	-
Thailand	5	5	-
Belarus	4	2	2
Libya	4	4	-
Mexico	4	4	-
Nigeria	4	4	-
Montenegro	3	3	-
Iran	3	3	-
Palestine	3	3	-
Peru	3	3	-
Armenia	2	2	-
Stateless	2	2	-
Georgia	2	1	1
Kazakhstan	2	2	-
D. R. Congo	2	2	-
Cuba	2	2	-
Venezuela	2	2	-
Afghanistan	1	1	-
Bangladesh	1	1	-
Egypt	1	1	-
Philippines	1	1	-
Ghana	1	1	-
Guinea	1	1	-
Japan	1	-	1
Kenya	1	1	-
Kyrgyzstan	1	1	-
Lebanon	1	1	-
Liberia	1	1	-
Lithuania	1	1	-
Morocco	1	1	-
Mozambique	1	1	-
Kosovo	1	1	-
Sri Lanka	1	1	-
Taiwan	1	1	-
Tunisia	1	1	-
Uzbekistan	1	1	-
TOTAL	1 534	648	886

Overview of third country nationals who entered legally the territory of Schengen area and stayed illegally in SR (overstayers) in 2015

Nationality	Overstayers		
	Total	Inland	at BCPs - departing from the SR
Ukraine	750	141	609
Serbia	34	34	-
Russia	21	17	4
Macedonia (FYROM)	18	16	2
Israel	17	17	-
Viet Nam	12	12	-
United States, USA	11	11	-
Turkey	11	11	-
China (PRC)	9	8	1
Brazil	6	6	-
Canada	6	6	-
Korean Republic	6	6	-
Libya	6	6	-
Republic of Moldova	6	2	4
Senegal	6	6	-
Syria	6	6	-
Iraq	5	4	1
Bosnia and Herzegovina	4	4	-
India	4	4	-
Saudi Arabia	4	4	-
Argentina	3	3	-
Australia	3	3	-
Algeria	2	2	-
Stateless	2	2	-
Belarus	2	-	2
Egypt	2	2	-
Philippines	2	2	-
Lebanon	2	2	-
Mexico	2	2	-
Nigeria	2	2	-
Kosovo	2	2	-
Saint Kitts and Nevis	2	2	-
Albania	1	1	-
Armenia	1	1	-
Azerbaijan	1	-	1
Hong Kong	1	1	-
Iran	1	1	-
Yemen	1	1	-
Jordan	1	1	-
Cameroon	1	1	-
Kazakhstan	1	1	-
Kenya	1	1	-
Cuba	1	1	-
Liberia	1	1	-
Palestine	1	1	-
Tunisia	1	1	-
TOTAL	982	358	624

IS by processing of cases by individual DBAPs in 2016

Nationality	Total	Thereof:			
		DBAP Bratislava	DBAP B. Bystrica	DBAP Prešov	DBAP Sobrance
Ukraine	1 147	97	66	117	867
Iraq	138	136	-	2	-
Serbia	123	96	24	3	-
Afghanistan	114	111	3	-	-
Syria	74	71	3	-	-
Russia	31	15	3	11	2
Pakistan	26	22	2	2	-
Macedonia (FYROM)	20	14	2	4	-
Republic of Moldova	19	-	-	-	19
India	16	16	-	-	-
Kuwait	16	16	-	-	-
Viet Nam	15	9	4	2	-
Iran	13	13	-	-	-
Turkey	12	9	3	-	-
Algeria	10	3	-	7	-
Korean Republic	10	-	10	-	-
Hungary	10	7	-	2	1
Nigeria	9	7	1	1	-
Albania	8	4	2	1	1
Bosnia and Herzegovina	8	7	1	-	-
Palestine	8	7	1	-	-
Somalia	8	2	-	6	-
Israel	7	5	-	2	-
Canada	6	6	-	-	-
Morocco	6	4	2	-	-
Romania	6	5	1	-	-
Belarus	5	-	2	1	2
Brazil	5	2	1	2	-
China (PRC)	5	3	-	2	-
Kosovo	5	4	1	-	-
Senegal	5	5	-	-	-
United States, USA	5	2	2	1	-
Thailand	5	5	-	-	-
Libya	4	3	1	-	-
Mexico	4	-	3	1	-
Stateless	3	1	1	1	-
Montenegro	3	2	1	-	-
Georgia	3	2	-	-	1
Guinea	3	3	-	-	-
Cuba	3	2	1	-	-
Nepal	3	3	-	-	-
Peru	3	3	-	-	-
Armenia	2	-	2	-	-
Bangladesh	2	2	-	-	-
Bulgaria	2	2	-	-	-
Burundi	2	-	-	2	-
Egypt	2	1	1	-	-



continued overleaf



continued from previous page (2016)

Nationality	Total	Thereof:			
		DBAP Bratislava	DBAP B. Bystrica	DBAP Prešov	DBAP Sobrance
Kazakhstan	2	1	-	1	-
D. R. Congo	2	2	-	-	-
Sri Lanka	2	1	-	1	-
Italy	2	2	-	-	-
Tunisia	2	2	-	-	-
Venezuela	2	1	1	-	-
Azerbaijan	1	1	-	-	-
Philippines	1	1	-	-	-
Ghana	1	1	-	-	-
Japan	1	-	-	-	1
Yemen	1	1	-	-	-
Kenya	1	-	1	-	-
Kyrgyzstan	1	1	-	-	-
Lebanon	1	-	1	-	-
Liberia	1	-	-	1	-
Lithuania	1	-	-	1	-
Mozambique	1	-	-	1	-
Unknown	1	1	-	-	-
Poland	1	-	-	1	-
Sudan	1	1	-	-	-
Taiwan	1	1	-	-	-
Uzbekistan	1	1	-	-	-
TOTAL	1 962	745	147	176	894

IS by processing of cases by individual DBAPs in 2015

Nationality	Total	Thereof:			
		DBAP Bratislava	DBAP B. Bystrica	DBAP Prešov	DBAP Sobrance
Ukraine	775	47	43	68	617
Syria	576	423	151	2	-
Afghanistan	223	110	100	13	-
Iraq	136	114	9	13	-
Kosovo	120	115	5	-	-
Pakistan	56	35	15	5	1
Serbia	46	39	3	4	-
Russia	30	14	7	5	4
Stateless	29	-	28	1	-
Macedonia (FYROM)	22	15	4	1	2
Bangladesh	19	15	3	1	-
Viet Nam	18	11	1	6	-
Israel	17	-	-	17	-
Iran	15	10	1	4	-
Turkey	15	10	2	3	-
United States, USA	12	8	3	1	-
Sudan	11	10	-	1	-
China (PRC)	10	8	2	-	-
Nigeria	9	6	2	1	-
Algeria	8	5	1	2	-
Canada	8	6	2	-	-
Republic of Moldova	8	-	2	-	6
India	7	6	-	1	-
Libya	7	3	-	4	-
Senegal	7	7	-	-	-
Brazil	6	1	2	3	-
Korean Republic	6	1	5	-	-
Cuba	6	6	-	-	-
Hungary	6	3	1	1	1
Romania	6	5	-	1	-
Bosnia and Herzegovina	5	3	2	-	-
Egypt	5	5	-	-	-
Ghana	5	4	1	-	-
Armenia	4	3	-	1	-
Cameroon	4	4	-	-	-
Germany	4	4	-	-	-
Saudi Arabia	4	-	-	4	-
Argentina	3	2	1	-	-
Australia	3	1	1	1	-
Bulgaria	3	3	-	-	-
Philippines	3	3	-	-	-
Democratic Peoples Republic of Korea	3	-	3	-	-
Lebanon	3	1	2	-	-
Mali	3	2	1	-	-
Palestine	3	2	-	1	-
Côte d'Ivoire	3	3	-	-	-
Tunisia	3	2	1	-	-



continued overleaf



continued from previous page (2015)

Nationality	Total	Thereof:			
		DBAP Bratislava	DBAP B. Bystrica	DBAP Prešov	DBAP Sobrance
Albania	2	-	1	1	-
Belarus	2	1	-	-	1
Eritrea	2	-	1	1	-
Georgia	2	-	-	2	-
Guinea	2	2	-	-	-
Mexico	2	1	-	1	-
Poland	2	-	2	-	-
Austria	2	2	-	-	-
Somalia	2	2	-	-	-
Saint Kitts and Nevis	2	2	-	-	-
Azerbaijan	1	-	-	-	1
Burkina Faso	1	1	-	-	-
Gambia	1	1	-	-	-
Greece	1	-	-	-	1
Haiti	1	1	-	-	-
Hong Kong	1	1	-	-	-
Yemen	1	1	-	-	-
Jordan	1	1	-	-	-
Kazakhstan	1	-	1	-	-
Kenya	1	1	-	-	-
Liberia	1	1	-	-	-
Morocco	1	-	1	-	-
Nepal	1	-	-	1	-
Unknown	1	1	-	-	-
United Kingdom	1	1	-	-	-
Turkmenistan	1	-	-	-	1
Uganda	1	-	-	1	-
Uzbekistan	1	-	-	1	-
TOTAL	2 313	1 095	410	173	635

IS by processing of cases by individual units of DBAP Bratislava in 2016

Nationality	Total	Thereof:						
		APU PF Bratislava	APU PF Dunajská Streda	APU PF Nitra	APU PF Nové Zámky	APU PF Trnava	BCU PF Bratislava Airport	MU PF Bratislava
Iraq	136	64	7	65	-	-	-	-
Afghanistan	111	88	20	-	2	-	1	-
Ukraine	97	40	2	39	2	9	-	5
Serbia	96	9	17	3	34	31	-	2
Syria	71	51	16	-	3	-	1	-
Pakistan	22	22	-	-	-	-	-	-
India	16	8	3	-	1	3	-	1
Kuwait	16	2	-	8	-	4	2	-
Russia	15	7	3	1	-	3	1	-
Macedonia (FYROM)	14	6	1	1	5	-	1	-
Iran	13	9	1	3	-	-	-	-
Turkey	9	6	-	1	1	1	-	-
Viet Nam	9	3	-	-	1	5	-	-
Bosnia and Herzegovina	7	3	1	-	2	1	-	-
Hungary	7	2	5	-	-	-	-	-
Nigeria	7	2	-	-	-	2	3	-
Palestine	7	7	-	-	-	-	-	-
Canada	6	-	-	5	-	1	-	-
Israel	5	1	-	1	2	-	-	1
Romania	5	3	2	-	-	-	-	-
Senegal	5	2	-	-	2	-	-	1
Thailand	5	2	-	1	2	-	-	-
Albania	4	-	3	1	-	-	-	-
Morocco	4	1	-	-	-	3	-	-
Kosovo	4	2	-	-	2	-	-	-
Algeria	3	2	-	-	1	-	-	-
China (PRC)	3	1	-	-	1	1	-	-
Guinea	3	2	-	-	1	-	-	-
Libya	3	2	1	-	-	-	-	-
Nepal	3	-	-	-	-	3	-	-
Peru	3	-	3	-	-	-	-	-
Bangladesh	2	1	1	-	-	-	-	-
Bulgaria	2	-	-	-	-	-	-	2
Brazil	2	-	-	-	-	2	-	-
Montenegro	2	-	-	-	-	2	-	-
Georgia	2	1	-	-	1	-	-	-
D. R. Congo	2	-	1	1	-	-	-	-
Cuba	2	-	1	-	-	1	-	-
Somalia	2	1	1	-	-	-	-	-
United States, USA	2	-	1	1	-	-	-	-
Italy	2	2	-	-	-	-	-	-
Tunisia	2	2	-	-	-	-	-	-
Azerbaijan	1	1	-	-	-	-	-	-
Stateless	1	1	-	-	-	-	-	-
Egypt	1	1	-	-	-	-	-	-
Philippines	1	1	-	-	-	-	-	-
Ghana	1	-	-	1	-	-	-	-



continued overleaf



continued from previous page (rok 2016)

Nationality	Total	Thereof:						
		APU PF Bratislava	APU PF Dunajská Streda	APU PF Nitra	APU PF Nové Zámky	APU PF Trnava	BCU PF Bratislava Airport	MU PF Bratislava
Yemen	1	1	-	-	-	-	-	-
Kazakhstan	1	1	-	-	-	-	-	-
Kyrgyzstan	1	-	-	-	-	1	-	-
Unknown nationality	1	1	-	-	-	-	-	-
Sri Lanka	1	-	-	-	-	1	-	-
Sudan	1	1	-	-	-	-	-	-
Taiwan	1	-	1	-	-	-	-	-
Uzbekistan	1	1	-	-	-	-	-	-
Venezuela	1	-	1	-	-	-	-	-
TOTAL	745	363	92	132	63	74	9	12

IS by processing of cases by individual units of DBAP Banská Bystrica in 2016

Nationality	Total	Thereof:				
		APU PF Banská Bystrica	APU PF Rimavská Sobota	APU PF Trenčín	APU PF Žilina	MU PF Banská Bystrica
Ukraine	66	7	-	21	38	-
Serbia	24	-	-	22	2	-
Korean Republic	10	-	-	1	9	-
Viet Nam	4	-	-	2	2	-
Afghanistan	3	1	-	2	-	-
Mexico	3	-	-	-	3	-
Russia	3	1	-	-	2	-
Syria	3	-	-	-	3	-
Turkey	3	3	-	-	-	-
Albania	2	1	1	-	-	-
Armenia	2	-	-	-	2	-
Belarus	2	-	-	-	2	-
Macedonia (FYROM)	2	-	-	1	1	-
Morocco	2	-	-	-	2	-
Pakistan	2	2	-	-	-	-
United States, USA	2	-	-	-	2	-
Stateless	1	-	1	-	-	-
Bosnia and Herzegovina	1	-	-	1	-	-
Brazil	1	-	-	-	1	-
Montenegro	1	1	-	-	-	-
Egypt	1	-	1	-	-	-
Kenya	1	-	-	-	1	-
Cuba	1	-	-	-	1	-
Lebanon	1	-	-	-	1	-
Libya	1	1	-	-	-	-
Nigeria	1	-	1	-	-	-
Kosovo	1	-	-	-	1	-
Palestine	1	-	-	1	-	-
Romania	1	-	-	-	1	-
Venezuela	1	-	-	1	-	-
TOTAL	147	17	4	52	74	0

IS by processing of cases by individual units of DBAP Prešov in 2016

Nationality	Total	Thereof:					
		APU PF Košice	APU PF Michalovce	APU PF Prešov	BCU PF Košice- letisko	BCU PF Poprad- letisko	AU PF Humenné
Ukraine	117	30	75	8	3	-	1
Russia	11	4	5	1	1	-	-
Algeria	7	6	-	-	-	-	1
Somalia	6	-	-	-	1	-	5
Macedonia (FYROM)	4	3	1	-	-	-	-
Serbia	3	3	-	-	-	-	-
Brazil	2	2	-	-	-	-	-
Burundi	2	-	-	-	2	-	-
China (PRC)	2	2	-	-	-	-	-
Iraq	2	-	-	-	1	-	1
Israel	2	2	-	-	-	-	-
Hungary	2	-	2	-	-	-	-
Pakistan	2	-	-	1	-	-	1
Viet Nam	2	2	-	-	-	-	-
Albania	1	-	-	1	-	-	-
Stateless	1	-	-	1	-	-	-
Belarus	1	-	1	-	-	-	-
Kazakhstan	1	-	-	1	-	-	-
Liberia	1	1	-	-	-	-	-
Lithuania	1	-	1	-	-	-	-
Mexico	1	-	-	1	-	-	-
Mozambique	1	1	-	-	-	-	-
Nigeria	1	-	-	-	1	-	-
Poland	1	-	1	-	-	-	-
United States, USA	1	-	-	1	-	-	-
Sri Lanka	1	-	1	-	-	-	-
TOTAL	176	56	87	15	9	0	9

IS by processing of cases by individual units of DBAP Sobrance in 2016

Nationality	Total	BCU PF:									
		Zboj	Topoľa	Ulič	Ubl'a	Podhorod'	Petrovce	Vyšné Nemecké	Maťovské Vojkovce	Veľké Slemence	Čierna nad Tisou
Ukraine	867	-	-	-	107	1	-	741	-	3	15
Republic of Moldova	19	-	-	-	3	-	-	16	-	-	-
Belarus	2	-	-	-	-	-	-	2	-	-	-
Russia	2	-	-	-	-	-	1	1	-	-	-
Albania	1	-	-	-	-	-	-	1	-	-	-
Georgia	1	-	-	-	-	-	-	1	-	-	-
Japan	1	-	-	-	-	-	-	1	-	-	-
Hungary	1	-	-	-	-	-	-	1	-	-	-
TOTAL	894	0	0	0	110	1	1	764	0	3	15

2.3 Unaccompanied minors apprehended for IBC and IS

Unaccompanied minors apprehended for IBC and IS in 2016

Nationality	Unaccompanied minors apprehended for:		
	Total	IBC	IS
Afghanistan	12	-	12
Nepal	3	-	3
Syria	3	-	3
Bangladesh	1	-	1
India	1	-	1
Yemen	1	-	1
Russia	1	-	1
Ukraine	1	1	-
TOTAL	23	1	22

Unaccompanied minors apprehended for IBC and IS in 2015

Nationality	Unaccompanied minors apprehended for:		
	Total	IBC	IS
Afghanistan	11	-	11
Viet Nam	5	-	5
Pakistan	4	-	4
Kosovo	1	-	1
Syria	1	-	1
Ukraine	1	-	1
TOTAL	23	0	23

2.4 Asylum applications

Overview of asylum applications submitted in 2016

Nationality	Number of submitted asylum applications
Ukraine	25
Afghanistan	16
Syria	14
Iraq	14
Pakistan	13
Algeria	7
Libya	7
India	6
Somalia	6
Iran	4
D. R. Congo	4
Armenia	3
Bosnia and Herzegovina	2
Burundi	2
Morocco	2
Nigeria	2
Russia	2
Uganda	2
Viet Nam	2
Bangladesh	1
Czech Republic	1
China (PRC)	1
Egypt	1
Ghana	1
Georgia	1
Yemen	1
Cuba	1
Macedonia (FYROM)	1
Republic of Moldova	1
Serbia	1
Sri Lanka	1
Tunisia	1
TOTAL	146

Overview of asylum applications submitted in 2015

Nationality	Number of submitted asylum applications
Iraq	172
Afghanistan	37
Ukraine	25
Kosovo	13
Georgia	9
India	9
Syria	8
Russia	6
Bangladesh	5
Republic of Moldova	5
Iran	4
Somalia	4
Viet Nam	4
Armenia	3
Cuba	3
Pakistan	3
Palestine	3
Cameroon	2
D. R. Congo	2
Nigeria	2
Algeria	1
Belarus	1
Czech Republic	1
China (PRC)	1
Ghana	1
Macedonia (FYROM)	1
Nepal	1
Sudan	1
Turkey	1
Uganda	1
Uzbekistan	1
TOTAL	330

Note:

This overview contains all applications for asylum submitted on the territory of Slovak republic during the reference periods. There is no relevance whether an applicant stayed on the territory of Slovak republic legally or illegally, including repeated asylum applications.

Overview of asylum applications submitted by illegal migrants apprehended for IBC and IS in 2016

		Number of apprehended illegal migrants	Number of asylum applications
IBC	External land border between BCPs	132	0
	External land border at BCPs	56	4
	External air border - airports	20	1
	TOTAL	208	5
IS	Inland	1 045	64
	On internal borders at Airports	2	0
	At BCPs - departing from the SR	896	0
	Returned from other member state	19	9
	TOTAL	1 962	73
TOTAL		2 170	78

Overview of asylum applications submitted by illegal migrants apprehended for IBC and IS in 2015

		Number of apprehended illegal migrants	Number of asylum applications
IBC	External land border between BCPs	134	12
	External land border at BCPs	74	0
	External air border - airports	14	9
	TOTAL	222	21
IS	Inland	1 237	55
	On internal borders at Airports	0	0
	At BCPs - departing from the SR	637	0
	Returned from other member state	439	36
	TOTAL	2 313	91
TOTAL		2 535	112

Overview of asylum applications submitted by illegal migrants apprehended for IBC and IS in 2016 disaggregated by nationality of applicant

Nationality	Total	Asylum applications by IBC			Asylum applications by IS			
		Land border:		Airports	Inland	On internal borders at Airports	at BCPs - departing from the SR	Returned from other MS
		between BCPs	at BCPs					
Pakistan	13	-	-	-	13	-	-	-
Iraq	9	-	-	-	9	-	-	-
Ukraine	9	-	3	-	4	-	-	2
Algeria	7	-	-	-	7	-	-	-
Somalia	6	-	-	-	6	-	-	-
Afghanistan	5	-	-	-	5	-	-	-
India	5	-	-	-	5	-	-	-
Iran	4	-	-	-	2	-	-	2
Bosnia and Herzegovina	2	-	-	-	2	-	-	-
Burundi	2	-	-	-	-	-	-	2
D. R. Congo	2	-	-	1	1	-	-	-
Nigeria	2	-	-	-	1	-	-	1
Russia	2	-	-	-	1	-	-	1
Bangladesh	1	-	-	-	1	-	-	-
Egypt	1	-	-	-	1	-	-	-
Ghana	1	-	-	-	1	-	-	-
Georgia	1	-	-	-	1	-	-	-
Yemen	1	-	-	-	1	-	-	-
Cuba	1	-	-	-	1	-	-	-
Morocco	1	-	-	-	-	-	-	1
Sri Lanka	1	-	-	-	1	-	-	-
Syria	1	-	1	-	-	-	-	-
Tunisia	1	-	-	-	1	-	-	-
TOTAL	78	0	4	1	64	0	0	9

Overview of asylum applications submitted by illegal migrants apprehended for IBC and IS in 2015 disaggregated by nationality of applicant

Nationality	Total	Asylum applications by IBC			Asylum applications by IS			
		Land border:		Airports	Inland	On internal borders at Airports	at BCPs - departing from the SR	Returned from other MS
		between BCPs	at BCPs					
Afghanistan	26	4	-	5	17	-	-	-
Iraq	23	5	-	-	5	-	-	13
Ukraine	9	-	-	1	3	-	-	5
Syria	6	-	-	-	4	-	-	2
Bangladesh	5	3	-	-	2	-	-	-
Georgia	4	-	-	-	4	-	-	-
India	4	-	-	3	1	-	-	-
Russia	4	-	-	-	2	-	-	2
Armenia	3	-	-	-	-	-	-	3
Iran	3	-	-	-	-	-	-	3
Republic of Moldova	3	-	-	-	3	-	-	-
Kosovo	3	-	-	-	2	-	-	1
Pakistan	3	-	-	-	1	-	-	2
Nigeria	2	-	-	-	2	-	-	-
Somalia	2	-	-	-	2	-	-	-
Viet Nam	2	-	-	-	2	-	-	-
Algeria	1	-	-	-	1	-	-	-
Ghana	1	-	-	-	-	-	-	1
Cameroon	1	-	-	-	1	-	-	-
Cuba	1	-	-	-	1	-	-	-
Nepal	1	-	-	-	1	-	-	-
Palestine	1	-	-	-	-	-	-	1
Sudan	1	-	-	-	-	-	-	1
Turkey	1	-	-	-	1	-	-	-
Uganda	1	-	-	-	-	-	-	1
Uzbekistan	1	-	-	-	-	-	-	1
TOTAL	112	12	0	9	55	0	0	36

2.5 False Travel, Residence and other documents

Number of persons, documents and BCSs by the place of detection in 2015 and 2016

		2015			2016		
		persons	documents*	BCSs	persons	documents*	BCSs
Land border	At BCPs - entering the SR	68	46	77	51	35	51
	At BCPs - departing from the SR	90	39	155	53	25	128
	In the vicinity of land border (border surveillance)	-	-	-	1	2	-
	Total	158	85	232	105	62	179
Airports	Non-Schengen flights	22	38	5	19	27	2
	Intra-Schengen flights (random check)	6	7	-	2	2	-
	In airport area (or in its vicinity)	-	-	-	-	-	-
	Total	28	45	5	21	29	2
Inland	At APU PF	39	39	7	32	31	11
	At AU PF	-	-	-	-	-	-
	In PDCA	-	-	-	-	-	-
	Other	10	11	-	8	14	-
	Total	49	50	7	40	45	11
TOTAL on the territory of SR		235	180	244	166	136	192
GC SR in Uzhhorod (Detected by DAU DBAP Sobrance)		46	31	39	20	11	27

* Except for those Passports in which no changes have been made and they contain counterfeit/forged/fraudulently obtained documents or BCSs

Number of persons, documents and BCSs by DBAPs and PDCAs in 2015 and 2016

	2015			2016		
	persons	documents*	BCSs	persons	documents*	BCSs
DBAP Bratislava	32	47	12	17	21	2
DBAP Banská Bystrica	4	4	-	28	27	11
DBAP Prešov	38	41	-	16	26	-
DBAP Sobrance**	161	88	232	105	62	179
PDCA Medveďov	-	-	-	-	-	-
PDCA Sečovce	-	-	-	-	-	-
TOTAL	235	180	244	166	136	192

* Except for those Passports in which no changes have been made and they contain counterfeit/forged/fraudulently obtained documents or BCSs

** Except for cases at GC SR in Uzhhorod

Number of documents and BCSs by the place of detection in 2015 and 2016

		2015					2016				
		Total on the territory of SR	Land border	Airports	Inland	GC SR Uzhhorod	Total on the territory of SR	Land border	Airports	Inland	GC SR Uzhhorod
DOCUMENTS*	Passport*	88	63	19	6	29	53	41	10	2	9
	IDC	31	12	11	8	-	31	9	12	10	-
	Other TD	1	1	-	-	-	0	-	-	-	-
	Visa	7	3	4	-	2	10	9	1	-	2
	Residence permit	2	1	1	-	-	4	1	2	1	-
	Driving licence	7	5	-	2	-	7	2	1	4	-
	Civil status document	1	-	-	1	-	0	-	-	-	-
	Criminal records	8	-	-	8	-	23	-	-	23	-
	Evidence of education	1	-	-	1	-	0	-	-	-	-
	Other supportive document	34	-	10	24	-	8	-	3	5	-
	Other	0	-	-	-	-	0	-	-	-	-
	TOTAL	180	85	45	50	31	136	62	29	45	11
BCSs		244	232	5	7	39	192	179	2	11	27

* Except for those Passports in which no changes have been made and they contain counterfeit/forged/fraudulently obtained documents or BCSs

Travel documents (Passports, ID cards and other TDs) by type of fraud detected on the territory of the SR (GC SR Uzhhorod excluded) in 2015 and 2016

		Total (a – l)	a	b	c	d	e	f	g	h	i	j	k	l	genuine (x)
2015	Passport	88	2	3	9	-	5	-	55	-	2	-	2	10	93
	IDC	31	1	2	-	-	-	-	-	-	26	-	2	-	-
	Other TD	1	-	-	1	-	-	-	-	-	-	-	-	-	-
	TOTAL	120	3	5	10	0	5	0	55	0	28	0	4	10	93
120															
2016	Passport	53	2	1	-	-	5	-	36	1	-	-	1	7	61
	IDC	31	1	-	-	-	-	-	-	-	22	-	7	1	-
	Other TD	0	-	-	-	-	-	-	-	-	-	-	-	-	-
	TOTAL	84	3	1	0	0	5	0	36	1	22	0	8	8	61
84															

- a. Photo substitution
- b. Unauthorized data alteration/addition
- c. Data page substitution
- d. Inner pages(except for data page) substitution
- e. Data page overlapping (multiple changes – photo substitution incl. Unauthorized data alteration/addition)
- f. Electronic device (any changes, interventions or damages)
- g. Unauthorized interventions to document (damage, overlapping of parts of document, wet stamps removal)
- h. Stolen blank travel document (unauthorized personalization)
- i. counterfeit (made by counterfeiter)
- j. Fantasy/Camouflage document (without legal validity)
- k. Genuine travel document misused by other person (impersonation)
- l. Fraudulently obtained document (e.g. issuance based on false personal data or due to corruption)
- x. Genuine Passports in which no changes have been made and they contain counterfeit/forged/fraudulently obtained documents or BCSs

Documents and BCs detected in 2016 by place of detection, nationality of person and country of origin of the document

	Persons (incl. cases without persons*)		Documents								BCS
			Country of origin of the document**	Passport		IDC	Visa	RP	Other****		
	Nationality	number		False	genuine (x)***				number	type	
Land border	Ukraine	29	Ukraine	29	-	-	-	-	-	-	-
	Ukraine	1	Lithuania	-	-	-	-	1	-	-	-
	Ukraine	4	Hungary	4	-	-	-	-	-	-	-
	Ukraine	3	Romania	2	-	2	-	-	1	DL	-
	Republic of Moldova	1	Romania	-	-	1	-	-	1	DL	-
	Ukraine	1	Syria	1	-	-	-	-	-	-	-
	Turkey	1	Belgium	-	-	1	-	-	-	-	-
	Syria	1	Romania	-	-	1	-	-	-	-	-
	Ukraine	7	Ukraine	1	6	-	-	-	-	-	-
			Lithuania	-	-	-	-	-	-	-	17
	Ukraine	4	Ukraine	-	4	-	-	-	-	-	-
			Hungary	-	-	-	-	-	-	-	8
	Ukraine	14	Ukraine	-	14	-	-	-	-	-	-
			Poland	-	-	-	1	-	-	-	55
	Ukraine	17	Ukraine	1	16	-	-	-	-	-	-
			Slovakia	-	-	-	-	-	-	-	31
	Ukraine	1	Ukraine	-	1	-	-	-	-	-	-
			Spain	-	-	-	-	-	-	-	2
	Ukraine	1	Ukraine	1	-	-	-	-	-	-	-
			Turkey	-	-	-	1	-	-	-	-
	Ukraine	1	Ukraine	1	-	-	-	-	-	-	-
			Equatorial Guinea	-	-	-	1	-	-	-	-
	Republic of Moldova	1	Republic of Moldova	-	1	-	-	-	-	-	-
			Czech Republic	-	-	-	-	-	-	-	2
	Republic of Moldova	1	Rep.of Moldova	-	1	-	-	-	-	-	-
			Poland	-	-	-	-	-	-	-	2
	Turkey	1	Turkey	-	1	-	-	-	-	-	-
			France	-	-	-	1	-	-	-	-
	Turkey	1	Turkey	-	1	-	-	-	-	-	-
			Germany	-	-	-	1	-	-	-	-
	Albania	1	Albania	-	1	-	-	-	-	-	-
			Lithuania	-	-	-	-	-	-	-	2
			Poland	-	-	1	-	-	-	-	-
	Ukraine	2	Ukraine	-	2	-	-	-	-	-	-
			Czech Republic	-	-	-	1	-	-	-	3
			Poland	-	-	-	-	-	-	-	19
	Ukraine	1	Ukraine	-	1	-	-	-	-	-	-
			Estonia	-	-	-	-	-	-	-	2
			Lithuania	-	-	-	-	-	-	-	4
	Ukraine	2	Ukraine	-	2	-	-	-	-	-	-
			Greece	-	-	-	-	-	-	-	2
			Slovakia	-	-	-	-	-	-	-	2
	Ukraine	1	Ukraine	1	-	-	-	-	-	-	-
			Turkey	-	-	-	2	-	-	-	-
			Italy	-	-	-	-	-	-	-	1
	Ukraine	1	Ukraine	-	1	-	-	-	-	-	-
			Hungary	-	-	-	-	-	-	-	2
			Poland	-	-	-	-	-	-	-	3
	Ukraine	2	Ukraine	-	2	-	-	-	-	-	-
			Hungary	-	-	-	-	-	-	-	2
			Slovakia	-	-	-	-	-	-	-	2

	Persons (incl. cases without persons*)		Documents								BCS
			Country of origin of the document**	Passport		IDC	Visa	RP	Other****		
	Nationality	number		False	genuine (x)***				number	type	
Land border (continued from previous page)	Ukraine	1	Ukraine	-	1	-	-	-	-	-	-
			Belgium	-	-	-	-	-	-	-	1
			Hungary	-	-	-	-	-	-	-	1
	Ukraine	1	Ukraine	-	1	-	-	-	-	-	-
			Lithuania	-	-	-	-	-	-	-	2
			Poland	-	-	-	-	-	-	-	5
	Ukraine	1	Ukraine	-	1	-	-	-	-	-	-
			Germany	-	-	-	-	-	-	-	1
			Spain	-	-	-	-	-	-	-	1
	Ukraine	1	Ukraine	-	1	-	-	-	-	-	-
			Greece	-	-	-	-	-	-	-	1
			Hungary	-	-	-	-	-	-	-	1
			Poland	-	-	-	-	-	-	-	4
	Ukraine	1	Ukraine	-	1	-	-	-	-	-	-
			Lithuania	-	-	1	-	-	-	-	-
			Poland	-	-	-	1	-	-	-	-
			Slovakia	-	-	-	-	-	-	-	1
---*	-	Lithuania	-	-	1	-	-	-	-	-	
		Romania	-	-	1	-	-	-	-	-	
Total	105	---	41	59	9	9	1	2	---	179	
Airports	Afghanistan	1	United Kingdom	1	-	-	-	-	-	-	-
	Ukraine	1	Lithuania	1	-	-	-	-	-	-	-
	Ukraine	3	Romania	3	-	2	-	-	1	DL	-
	Ukraine	7	Poland	-	-	7	-	-	-	-	-
	Ukraine	2	Hungary	2	-	1	-	-	3	OSD	-
	Macedonia (FYROM)	1	Macedonia (FYROM)	1	-	-	-	-	-	-	-
	Nigeria	1	Netherlands	1	-	1	-	-	-	-	-
	Nigeria	2	Spain	-	-	-	-	2	-	-	-
	Slovakia	1	Slovakia	-	-	1	-	-	-	-	-
	Syria	1	Syria	1	-	-	-	-	-	-	-
	D. R. Congo	1	D. R. Congo	-	1	-	-	-	-	-	-
			Spain	-	-	-	1	-	-	-	2
	Total	21	---	10	1	12	1	2	4	---	2
Inland	Albania	1	Italy	-	-	1	-	-	1	DL	-
	Belarus	1	Hungary	1	-	-	-	-	-	-	-
	Egypt	1	Slovakia	-	-	-	-	-	1	OSD	-
	Gambia	1	Gambia	-	-	-	-	-	1	CR	-
	Iran	3	Slovakia	-	-	-	-	-	3	OSD	-
	Macedonia (FYROM)	1	Macedonia (FYROM)	-	-	-	-	-	1	CR	-
	Ukraine	6	Romania	-	-	6	-	-	1	DL	-
	Ukraine	2	Slovakia	-	-	1	-	-	1	OSD	-
	Serbia	1	Slovakia	-	-	-	-	1	-	-	-
	Syria	20	Syria	-	-	-	-	-	20	CR	-
	Hungary	1	Hungary	-	-	1	-	-	-	-	-
	Ukraine	1	Ukraine	-	1	-	-	-	-	-	-
			Poland	-	-	-	-	-	-	-	6
			Slovakia	-	-	-	-	-	-	-	5
	Venezuela	1	Venezuela	-	-	-	-	-	1	CR	-
	---*	-	Austria	-	-	1	-	-	1	DL	-
	---*	-	Austria	1	-	-	-	-	-	-	-
Total	40	---	2	1	10	0	1	32	---	11	
TOTAL on the territory of SR		166	---	53	61	31	10	4	38	---	192

	Persons (incl. cases without persons*)		Documents								BCS
			Country of origin of the document**	Passport		IDC	Visa	RP	Other****		
	Nationality	number		False	genuine (x)***				number	type	
GC SR Uzhhorod (detected by DAU DBAP Sobrance)	Ukraine	9	Ukraine	9	-	-	-	-	-	-	-
	Ukraine	5	Ukraine	-	5	-	-	-	-	-	-
			Slovakia	-	-	-	-	-	-	-	16
	Ukraine	1	Ukraine	-	1	-	-	-	-	-	-
			Poland	-	-	-	-	-	-	-	4
	Ukraine	2	Ukraine	-	2	-	-	-	-	-	-
			Hungary	-	-	-	-	-	-	-	3
	Ukraine	1	Ukraine	-	1	-	-	-	-	-	-
			Latvia	-	-	-	-	-	-	-	1
			Slovakia	-	-	-	-	-	-	-	1
	Ukraine	1	Ukraine	-	1	-	-	-	-	-	-
			Hungary	-	-	-	-	-	-	-	1
			Slovakia	-	-	-	-	-	-	-	1
	Ukraine	1	Ukraine	-	1	-	-	-	-	-	-
			Nepal	-	-	-	1	-	-	-	-
Viet Nam			-	-	-	1	-	-	-	-	
Total	20	---	9	11	0	2	0	0	---	27	

* e. g. documents found in airport premises, Police units premises, in forger's workshop etc.

** The state whose document (travel document, visa, residents permit, border crossing stamp) was falsified (for example in the case of forged visa, the state which issued the visa is reported)

*** Type of fraud „x“- genuine passport in which no changes have been made and they contain counterfeit/forged/fraudulently obtained documents or BCSs

**** Column „type“-contains abbreviations as follows:

DL – driving license

CSD – civil status document

CR – criminal records

EoE – evidence of education

OSD – other supportive document

OTD – other travel document

Counterfeit, forged and fraudulently obtained BCSs detected in 2015 and 2016

	2015			2016		
	Persons	BCSs		Persons	BCSs	
		False	Fraudulently obtained		False	Fraudulently obtained
Land border at BCP - entry to the SR	30	42	35	21	43	8
Land border at BCP – departure from SR	62	116	39	39	126	2
Non-Schengen flight	2	5	-	1	2	-
Intra-Schengen flight *	-	-	-	-	-	-
Inland	1	7	-	1	11	-
TOTAL on the territory of SR	95	170	74	62	182	10
GC SR Uzhhorod (detected by DAU DBAP Sobrance)	18	39	0	10	24	3

* during spot-checks

2.6 Refusal of entry

Refusal of entry at the external border in 2015 and 2016 by reason for refusal

Reason for refusal	2015			2016		
	Total	Thereof:		Total	Thereof:	
		Land border	Airports		Land border	Airports
A	14	14	-	15	15	-
B	67	67	-	49	46	3
C	185	179	6	365	363	2
D	2	1	1	3	3	-
E	60	60	-	122	122	-
F	111	111	-	157	157	-
G	14	14	-	15	15	-
H1	30	28	2	41	38	3
H2	3	3	-	2	2	-
I	0	-	-	0	-	-
Refusal of entry to EU national	0	-	-	0	-	-
TOTAL	486	477	9	769	761	8

Note:

Refusal of entry to EU national - this category includes EU nationals who were refused to enter the SR according Art. 11 of the Act on stay of aliens.

Reasons for refusal of entry as listed in Article 14 Regulation (EU) 2016/399 of the European Parliament and of the Council of 9 March 2016 on a Union Code on the rules governing the movement of persons across borders (Schengen Borders Code):

- A - Has no valid travel document(s)
- B - Has a false/counterfeit/forged travel document
- C - Has no valid visa or residence permit
- D - Has a false/counterfeit/forged visa or residence permit
- E - Has no appropriate documentation justifying the purpose and conditions of stay
- F - Has already stayed for 90 days in the preceding 180-day period on the territory of the Member States of the EU
- G - Does not have sufficient means of subsistence in relation to the period and form of stay, or the means to return to the country of origin or transit
- H1 - Person for whom an alert has been issued in the SIS for the purposes of refusing entry
- H2 - Person for whom an alert has been issued in national register for the purposes of refusing entry
- I - Is considered to be a threat to public policy, internal security, public health or the international relations of one or more of the Member States of the EU

Refusals of entry in 2016

		Reasons											
		Total	Refusal of entry										Refusal of entry to EU national
			A	B	C	D	E	F	G	H1	H2	I	
LAND BORDER	Ukraine	718	15	44	353	1	115	150	10	28	2	-	-
	Republic of Moldova	16	-	1	-	-	-	2	5	8	-	-	-
	Russia	8	-	-	5	-	-	3	-	-	-	-	-
	Turkey	7	-	1	1	2	2	-	-	1	-	-	-
	Azerbaijan	6	-	-	1	-	5	-	-	-	-	-	-
	Georgia	3	-	-	3	-	-	-	-	-	-	-	-
	Belarus	1	-	-	-	-	-	1	-	-	-	-	-
	Bosnia and Herzegovina	1	-	-	-	-	-	1	-	-	-	-	-
	United States, USA	1	-	-	-	-	-	-	-	1	-	-	-
	TOTAL	761	15	46	363	3	122	157	15	38	2	0	0
AIRPOCRS	Ukraine	3	-	2	1	-	-	-	-	-	-	-	-
	Albania	1	-	-	-	-	-	-	-	1	-	-	-
	China (PRC)	1	-	-	1	-	-	-	-	-	-	-	-
	Canada	1	-	-	-	-	-	-	-	1	-	-	-
	Macedonia (FYROM)	1	-	-	-	-	-	-	-	1	-	-	-
	Syria	1	-	1	-	-	-	-	-	-	-	-	-
	TOTAL	8	0	3	2	0	0	0	0	3	0	0	0
TOTAL		769	15	49	365	3	122	157	15	41	2	0	0

Refusals of entry in 2015

		Reasons												
		Total	Refusal of entry											Refusal of entry to EU national
			A	B	C	D	E	F	G	H1	H2	I		
LAND BORDER	Ukraine	456	11	66	172	-	60	107	14	23	3	-	-	
	Georgia	5	-	1	1	-	-	1	-	2	-	-	-	
	Rep. of Moldova	5	1	-	-	-	-	1	-	3	-	-	-	
	Kongo	2	-	-	2	-	-	-	-	-	-	-	-	
	Russia	2	1	-	1	-	-	-	-	-	-	-	-	
	Armenia	1	-	-	1	-	-	-	-	-	-	-	-	
	Belarus	1	-	-	-	-	-	1	-	-	-	-	-	
	Cameroon	1	-	-	1	-	-	-	-	-	-	-	-	
	D. R. Congo	1	-	-	-	1	-	-	-	-	-	-	-	
	United States, USA	1	-	-	-	-	-	1	-	-	-	-	-	
	Syria	1	1	-	-	-	-	-	-	-	-	-	-	
	Turkey	1	-	-	1	-	-	-	-	-	-	-	-	
	TOTAL	477	14	67	179	1	60	111	14	28	3	0	0	
AIRPOCRS	Iran	2	-	-	2	-	-	-	-	-	-	-	-	
	Ukraine	2	-	-	1	1	-	-	-	-	-	-	-	
	Egypt	1	-	-	-	-	-	-	-	1	-	-	-	
	Iraq	1	-	-	1	-	-	-	-	-	-	-	-	
	Pakistan	1	-	-	1	-	-	-	-	-	-	-	-	
	Palestine	1	-	-	-	-	-	-	-	1	-	-	-	
	Russia	1	-	-	1	-	-	-	-	-	-	-	-	
	TOTAL	9	0	0	6	1	0	0	0	2	0	0	0	
TOTAL		486	14	67	185	2	60	111	14	30	3	0	0	

Refusal of entry of third country nationals in 2016 at the external land border by individual BCPs and reasons for refusal

		Reasons for refusal										
		Total	Thereof:									
			A	B	C	D	E	F	G	H1	H2	I
Ubl'a		216	2	-	135	-	42	26	5	6	-	-
Thereof:	Ukraine	204	2	-	132	-	40	26	-	4	-	-
	Republic of Moldova	6	-	-	-	-	-	-	5	1	-	-
	Azerbaijan	2	-	-	-	-	2	-	-	-	-	-
	Georgia	2	-	-	2	-	-	-	-	-	-	-
	Russia	1	-	-	1	-	-	-	-	-	-	-
	United States, USA	1	-	-	-	-	-	-	-	1	-	-
Vyšné Nemecké		503	11	46	215	1	68	126	5	29	2	-
Thereof:	Ukraine	477	11	44	208	1	65	119	5	22	2	-
	Republic of Moldova	10	-	1	-	-	-	2	-	7	-	-
	Russia	7	-	-	4	-	-	3	-	-	-	-
	Azerbaijan	4	-	-	1	-	3	-	-	-	-	-
	Turkey	2	-	1	1	-	-	-	-	-	-	-
	Belarus	1	-	-	-	-	-	1	-	-	-	-
	Bosnia and Herzegovina	1	-	-	-	-	-	1	-	-	-	-
	Georgia	1	-	-	1	-	-	-	-	-	-	-
Veľké Slemence		24	2	-	3	-	9	3	5	2	-	-
Thereof:	Ukraine	24	2	-	3	-	9	3	5	2	-	-
Čierna nad Tisou		18	-	-	10	2	3	2	-	1	-	-
Thereof:	Ukraine	13	-	-	10	-	1	2	-	-	-	-
	Turkey	5	-	-	-	2	2	-	-	1	-	-
Maťovské Vojkovce		0	-	-	-	-	-	-	-	-	-	-
TOTAL		761	15	46	363	3	122	157	15	38	2	0

Refusal of entry of third country nationals in 2015 at the external land border by individual BCPs and reasons for refusal

		Reasons for refusal										
		Total	Thereof:									
			A	B	C	D	E	F	G	H1	H2	I
Ubl'a		119	1	2	73	-	15	23	1	3	1	-
Thereof:	Ukraine	118	-	2	73	-	15	23	1	3	1	-
	Syria	1	1	-	-	-	-	-	-	-	-	-
Vyšné Nemecké		293	11	65	86	-	21	82	3	23	2	-
Thereof:	Ukraine	277	9	64	80	-	21	78	3	20	2	-
	Republic of Moldova	5	1	-	-	-	-	1	-	3	-	-
	Georgia	3	-	1	1	-	-	1	-	-	-	-
	Kongo	2	-	-	2	-	-	-	-	-	-	-
	Russia	2	1	-	1	-	-	-	-	-	-	-
	Armenia	1	-	-	1	-	-	-	-	-	-	-
	Belarus	1	-	-	-	-	-	1	-	-	-	-
	United States, USA	1	-	-	-	-	-	1	-	-	-	-
	Turkey	1	-	-	1	-	-	-	-	-	-	-
Veľké Slemence		49	2	-	11	-	24	2	10	-	-	-
Thereof:	Ukraine	49	2	-	11	-	24	2	10	-	-	-
Čierna nad Tisou		15	-	-	9	1	-	3	-	2	-	-
Thereof:	Ukraine	11	-	-	8	-	-	3	-	-	-	-
	Georgia	2	-	-	-	-	-	-	-	2	-	-
	Cameroon	1	-	-	1	-	-	-	-	-	-	-
	D. R. Congo	1	-	-	-	1	-	-	-	-	-	-
Maťovské Vojkovce		1	-	-	-	-	-	1	-	-	-	-
Thereof:	Ukraine	1	-	-	-	-	-	1	-	-	-	-
TOTAL		477	14	67	179	1	60	111	14	28	3	0

Refusal of entry of third country nationals in 2016 at the external air border by individual BCPs and reasons for refusal

		Reasons for refusal										
		Total	Thereof:									
			A	B	C	D	E	F	G	H1	H2	I
Bratislava Airport		4	-	-	1	-	-	-	-	3	-	-
Thereof:	Albania	1	-	-	-	-	-	-	-	1	-	-
	China (PRC)	1	-	-	1	-	-	-	-	-	-	-
	Canada	1	-	-	-	-	-	-	-	1	-	-
	Macedonia (FYROM)	1	-	-	-	-	-	-	-	1	-	-
Poprad Airport		0	-	-	-	-	-	-	-	-	-	-
Košice Airport		4	-	3	1	-	-	-	-	-	-	-
Thereof:	Ukraine	3	-	2	1	-	-	-	-	-	-	-
	Syria	1	-	1	-	-	-	-	-	-	-	-
small Airports		0	-	-	-	-	-	-	-	-	-	-
TOTAL		8	0	3	2	0	0	0	0	3	0	0

Refusal of entry of third country nationals in 2015 at the external air border by individual BCPs and reasons for refusal

		Reasons for refusal										
		Total	Thereof:									
			A	B	C	D	E	F	G	H1	H2	I
Bratislava Airport		5	-	-	4	-	-	-	-	1	-	-
Thereof:	Iran	2	-	-	2	-	-	-	-	-	-	-
	Iraq	1	-	-	1	-	-	-	-	-	-	-
	Palestine	1	-	-	-	-	-	-	-	1	-	-
	Russia	1	-	-	1	-	-	-	-	-	-	-
Poprad Airport		0	-	-	-	-	-	-	-	-	-	-
Košice Airport		3	-	-	1	1	-	-	-	1	-	-
Thereof:	Egypt	1	-	-	-	-	-	-	-	1	-	-
	Pakistan	1	-	-	1	-	-	-	-	-	-	-
	Ukraine	1	-	-	-	1	-	-	-	-	-	-
small Airports		1	-	-	1	-	-	-	-	-	-	-
Thereof:	Ukraine	1	-	-	1	-	-	-	-	-	-	-
TOTAL		9	0	0	6	1	0	0	0	2	0	0

2.7 Facilitation of illegal immigration and trafficking in human beings

Documented cases of facilitation of illegal immigration and trafficking in human beings in 2015 and 2016

NUCIM BBAP PF			2015	2016
TOTAL	Complaints: Commenced criminal prosecutions/Charges filed		85/63	100/70
	Persons: Suspects/ Accused		139/104	185/141
	Illegal migrants/ Victims		659/67	1 181/67
	Offences		162	205
Facilitation of illegal immigration (Art. 355, Art. 356 CC)	Complaints: Commenced criminal prosecutions/Charges filed		65/53	71/55
	Facilitators: Suspects/ Accused		98/82	128/104
	Illegal Migrants total/ Apprehended illegal migrants		659/375	1 181/287
	Thereof illegal migrants:	IBC and transit (Art. 355 CC)	429	995
		Illegal work (Art. 356 CC)	41	151
		Marriage of convenience (Art. 356 CC)	11	21
		For IS on the territory of SR, EU (Art. 356 CC)	178	14
	Offences		96	146
Trafficking in human beings (Art. 179 CC)	Complaints: Commenced criminal prosecutions/Charges filed		20/10	29/15
	Persons: Suspects/ Accused		41/22	57/37
	Victims		67	67
	Offences		66	59

Illegal migration through facilitation and trafficking in human beings in 2016

	Complaints		Persons		Illegal migrants/victims	Illegal migrants (apprehended)	Offences	Value in €
	Commenced criminal prosecutions	Charges filed	Suspects	Accused				
Facilitation Art. 355 CC organized group	3	2	15	12	612	-	66	227 250,00
Facilitation Art. 355 CC criminal group	1	1	19	19	108	8	2	150 000,00
Facilitation Art. 356 CC marriage of convenience organized group	1	1	4	4	1	-	1	3 300,00
Facilitation Art. 355 CC	38	32	51	40	275	263	40	35 496,00
Facilitation Art. 356 CC Marriage of convenience	16	13	25	22	20	2	20	50 817,39
Facilitation Art. 356 CC Illegal work	7	2	8	2	151	13	7	22 938,00
Facilitation Art. 356 CC IS on the territory of the SR, EU	5	4	6	5	14	1	10	21 900,00
Facilitation TOTAL	71	55	128	104	1 181	287	146	511 701,39
Trafficking in human beings Art. 179 CC organized gr.	6	6	22	22	18	-	15	72 525,15
Trafficking in human beings Art. 179 CC	23	9	35	15	49	-	44	29 883,00
Trafficking in human beings TOTAL	29	15	57	37	67	0	59	102 408,15
TOTAL	100	70	185	141	1 181/67	287	205	614 109,54

Organized and criminal groups in cases recorded by NUCIM in 2016

	Complaints		Persons	
	Commenced criminal prosecutions	Charges filed	Suspects	Accused
Facilitation Art. 355 CC - organized group	3	2	15	12
Facilitation Art. 355 CC - criminal group	1	1	19	19
Facilitation – marriage of convenience Art. 356 CC - organized group	1	1	4	4
Trafficking in human beings Art. 179 CC - organized group	6	6	22	22
TOTAL	11	10	60	57

Cases of facilitation processed by NUCIM in 2016 (Art. 355, 356 CC) by place of detection

			Complaints		Persons		Illegal migrants	
			Commenced criminal prosecutions	Charges filed	Suspects	Accused	in total	Apprehended
External border	Land border	Art. 355 CC	9	6	21	14	327	48
		Art. 356 CC	1	-	1	-	-	-
	Airports		-	-	-	-	-	-
External border in total			10	6	22	14	327	48
Internal border Art. 355 CC	Austria		1	1	1	1	1	-
	Hungary		32	28	63	56	667	223
	Czech Republic		-	-	-	-	-	-
	Poland		-	-	-	-	-	-
Internal border Art. 355 CC in total			33	29	64	57	668	223
Inland Art. 356 CC	Marriage of convenience		5	3	10	8	5	2
	Illegal work		7	2	8	2	151	13
	Other case of IS on the territory of the SR		2	2	2	2	5	1
Inland Art. 356 CC in total			14	7	20	12	161	16
EU countries Art. 356 CC (marriage of convenience, IS on the territory of the EU) in total			12	11	16	15	19	0
Non EU countries Art. 356 CC (marriage of convenience) in total			2	2	6	6	6	0
TOTAL			71	55	128	104	1 181	287

Nationality of facilitators and migrants in 2016 – facilitation of illegal immigration

Facilitators	
Nationality	Number
Afghanistan	3
Albania	3
Belarus	1
Egypt	1
Iraq	2
India	1
Iran	2
Hungary	7
Romania	4
Russia	7
Slovakia	64
Serbia	1
Syria	1
Italy	2
Turkey	1
Ukraine	6
Unknown	22
- - -	-
- - -	-
- - -	-
TOTAL	128

Illegal migrants		
Nationality	Facilitated	Thereof apprehended
Afghanistan	159	92
China (PRC)	1	1
Georgia	2	2
India	16	7
Iraq	61	60
Iran	6	4
Kosovo	5	-
Macedonia (FYROM)	1	-
Nigeria	1	-
Palestine	5	5
Pakistan	24	4
Russia	245	1
Serbia	122	-
Syria	100	60
Tunisia	1	1
Ukraine	36	13
Uzbekistan	11	-
Viet Nam	36	36
Unknown	345	1
Montenegro	4	-
TOTAL	1 181	287

Nationality of offenders and victims in 2016 – trafficking in human beings

Offenders	
Nationality	Number
Hungary	1
Romania	1
Slovakia	37
Italy	1
Unknown	17
TOTAL	57

Victims	
Nationality	Number
Slovakia	64
Romania	3
- - -	-
- - -	-
- - -	-
TOTAL	67

Note:

Facilitation - according Art. 355, Art. 356 CC,

Complaints – all complaints leading to commencement of criminal prosecution according to Regulation of Ministry of Interior no. 53/2009 made by NUCIM,

Charges filed – the resolutions to file charges according to Art. 206/1 of the Criminal procedure code,

Suspects – persons mentioned in the order to prosecute according Art. 199/1 of the Criminal procedure code,

Accused persons - all persons, who were accused of offence of facilitation according to § 206/1 of the Criminal procedure code,

Illegal migrants (in total) - persons, who are not citizens of the SR or who are not SR permanent residents and who have used services of facilitators according Art. 355 CC and persons, who are not citizens of the SR or other MS or citizens of the European Economic Area member state and who have used services of facilitators according Art. 356 CC and are mentioned in resolution on the commencement of criminal prosecution according Art. 199/1 or in the resolution to file charges according to Art. 206/1 of the Criminal procedure code,

Illegal migrants (apprehended) – persons mentioned above, who have used services of facilitators and who were physically apprehended by Police Force unit,

Offence – according to the Criminal code, the offence is also the partial attack of a continuing offense, unless expressly provided otherwise.

Trafficking in human beings - according to § 179 of the Criminal code,

Victims of Trafficking in human beings – persons whose instigators incite well-paid job abroad and upon arrival abuse them to another job (begging, selling toys, to marry a foreign national, possibly prostitution)

2.8 Return Policy and Persons Taken over to the SR

2.8.1 Readmission

Overview of persons handed and taken over according to Readmission Agreements in 2015 and 2016

Country of readmission	2015				2016			
	Illegal migration		Other		Illegal migration		Other	
	Persons handed over (from SR)	Persons taken over (to SR)	Persons handed over (from SR)	Persons taken over (to SR)	Persons handed over (from SR)	Persons taken over (to SR)	Persons handed over (from SR)	Persons taken over (to SR)
Ukraine	112	-	-	-	118	5	-	-
Austria	-	-	-	-	-	3	-	-
Hungary	338	12	-	-	3	3	-	-
Czech Republic	3	376	1	1	-	5	-	-
Poland	-	20	-	-	-	-	-	-
Switzerland	-	-	-	1	-	-	-	-
TOTAL	453	408	1	2	121	16	0	0

Note:

Illegal migration – this category includes handed over and taken over persons within the reference period regardless the period in which they were apprehended for illegal migration by authority of the SR or other country.

Other – this category includes handed over and taken over persons according readmission agreements within the reference period who were not apprehended for illegal migration on the territory of the SR and at the time of readmission their stay in the SR or other member state of the EU was legal.

„Persons handed over (from SR)“ – this category includes persons, who were sentenced for a crime that is not regarded to illegal migration (i.e. theft) and who were sentenced to judicial expulsion and they were handed over to the territory of other EU member state, where they were permitted to stay.

„Persons taken over (to SR)“ – this category includes persons, who were returned from other EU member state and they are permitted to stay on the territory of the SR.

Overview of persons handed over from the SR according to Readmission Agreements related illegal migration in 2016

Nationality	Total	Thereof:				
		Ukraine	Austria	Hungary	Czech Republic	Poland
Viet Nam	47	47	-	-	-	-
Ukraine	17	17	-	-	-	-
Georgia	14	14	-	-	-	-
Russia	9	9	-	-	-	-
Syria	8	6	-	2	-	-
Turkey	8	7	-	1	-	-
Iraq	7	7	-	-	-	-
Sri Lanka	3	3	-	-	-	-
Armenia	2	2	-	-	-	-
Azerbaijan	2	2	-	-	-	-
Republic of Moldova	2	2	-	-	-	-
Iran	1	1	-	-	-	-
Kazakhstan	1	1	-	-	-	-
TOTAL	121	118	0	3	0	0

Overview of persons handed over from the SR according to Readmission Agreements related illegal migration in 2015

Nationality	Total	Thereof:				
		Ukraine	Austria	Hungary	Czech Republic	Poland
Syria	200	8	-	192	-	-
Afghanistan	97	33	-	64	-	-
Iraq	26	5	-	21	-	-
Kosovo	25	-	-	25	-	-
Stateless	19	-	-	19	-	-
Georgia	12	12	-	-	-	-
Somalia	11	11	-	-	-	-
Russia	10	9	-	1	-	-
Ukraine	10	10	-	-	-	-
Republic of Moldova	7	7	-	-	-	-
Pakistan	7	1	-	4	2	-
Armenia	5	5	-	-	-	-
Bangladesh	5	3	-	2	-	-
Viet Nam	5	5	-	-	-	-
Iran	3	-	-	3	-	-
Democratic Peoples Republic of Korea	3	-	-	3	-	-
Turkey	2	2	-	-	-	-
Algeria	1	-	-	1	-	-
Egypt	1	-	-	1	-	-
Gambia	1	-	-	-	1	-
Kazakhstan	1	1	-	-	-	-
Morocco	1	-	-	1	-	-
Sudan	1	-	-	1	-	-
TOTAL	453	112	0	338	3	0

Overview of persons taken over to the SR according to Readmission Agreements related illegal migration in 2016

Nationality	Total	Thereof:				
		Ukraine	Austria	Hungary	Czech Republic	Poland
Russia	4	3	-	1	-	-
Morocco	2	-	-	1	1	-
Kosovo	2	-	2	-	-	-
Serbia	2	-	-	-	2	-
Azerbaijan	1	-	-	1	-	-
Czech Republic	1	1	-	-	-	-
Georgia	1	-	1	-	-	-
Republic of Moldova	1	1	-	-	-	-
Turkey	1	-	-	-	1	-
Ukraine	1	-	-	-	1	-
TOTAL	16	5	3	3	5	0

Overview of persons taken over to the SR according to Readmission Agreements related illegal migration in 2015

Nationality	Total	Thereof:				
		Ukraine	Austria	Hungary	Czech Republic	Poland
Syria	191	-	-	11	172	8
Afghanistan	106	-	-	-	106	-
Iraq	29	-	-	-	23	6
Stateless	27	-	-	-	23	4
Pakistan	19	-	-	-	19	-
Kosovo	17	-	-	-	16	1
Democratic Peoples Republic of Korea	3	-	-	-	3	-
Ukraine	3	-	-	-	3	-
Bangladesh	2	-	-	-	2	-
Iran	2	-	-	-	2	-
Russia	2	-	-	1	1	-
Algeria	1	-	-	-	1	-
Eritrea	1	-	-	-	1	-
Ghana	1	-	-	-	1	-
Mali	1	-	-	-	1	-
Morocco	1	-	-	-	1	-
Lebanon	1	-	-	-	-	1
Tunisia	1	-	-	-	1	-
TOTAL	408	0	0	12	376	20

2.8.2 Voluntary returns

Overview of effective voluntary returns in 2016 by country of return and Project type

Country of return	Total	Thereof:	
		Project „C“	Project „H“
Iraq	70	-	70
Algeria	9	-	9
Ukraine	9	-	9
Cuba	3	-	3
Peru	3	-	3
Thailand	3	-	3
Afghanistan	2	-	2
Brazil	2	-	2
India	2	-	2
Iran	2	-	2
Russia	2	-	2
Turkey	2	-	2
Viet Nam	2	-	2
Albania	1	1	-
Belarus	1	-	1
Egypt	1	-	1
Philippines	1	-	1
United States, USA	1	-	1
TOTAL	116	1	115

Overview of effective voluntary returns in 2015 by country of return and Project type

Country of return	Total	Thereof:	
		Project „C“	Project „G“
Kosovo	59*	4	55
Iraq	15	15	-
Afghanistan	2	2	-
Brazil	2	-	2
China (PRC)	2	-	2
Somalia	2	1	1
Tunisia	2	1	1
Philippines	1	1	-
Georgia	1	-	1
India	1	1	-
Iran	1	-	1
Lebanon	1	1	-
Palestine	1	1	-
Sudan	1	1	-
Viet Nam	1	-	1
TOTAL	92	28	64

* This category includes 11 Kosovo nationals, who have abused the Assisted voluntary return program (actually they did not return to their country of origin).

Data submitted by: IOM

Note:

Voluntary returns – this category includes returns of aliens from Police Detention Centers for Aliens, from asylum institutions of the Migration Office of MOI SR and aliens on the territory of the SR, who are not staying in facilities of MOI SR.

Project „C“ - Cooperation Agreement between the International Organization for Migration and the Ministry of Interior of the Slovak Republic to assist the return of unsuccessful asylum seekers and illegal migrants to their country of origin..

Project „G“– Voluntary return and reintegration in country of origin (implementation 1.6.2014 – 31.5.2015)

Project „H“– Voluntary return and reintegration in country of origin (implementation 1.1.2016 – 31.12.2016)

2.8.3 Dublin transfers

Effective Dublin transfers according to the Regulation (EU) No. 604/2013 in 2015 and 2016

	2015	2016
Persons taken over to the SR	64	27
Persons handed over from the SR	348	83

Note:

This table regards persons handed over and taken over within the reference period regardless the period in which they were apprehended for illegal migration by authority of the SR or other country, regardless the administrative or judicial removal.

Effective transfers according to the Dublin Regulation – if the SR hands over (returns) the third country national to other member state, that is competent for decision in asylum procedure, or the SR takes over the third country national from other member state, as SR is competent for decision in asylum procedure.

Persons taken over to the SR from individual countries according to the Dublin regulation in 2016 disaggregated by nationality

Nationality	Total	Taken over from:						
		AT	SE	CZ	NO	DK	FR	CH
Afghanistan	7	2	5	-	-	-	-	-
Ukraine	7	5	-	1	-	-	-	1
Armenia	3	3	-	-	-	-	-	-
Burundi	2	-	-	-	1	-	1	-
Iran	2	2	-	-	-	-	-	-
Bosnia and Herzegovina	1	1	-	-	-	-	-	-
China (PRC)	1	-	-	1	-	-	-	-
Republic of Moldova	1	1	-	-	-	-	-	-
Nigeria	1	-	-	-	-	1	-	-
Russia	1	-	-	-	1	-	-	-
Viet Nam	1	-	-	-	1	-	-	-
TOTAL	27	14	5	2	3	1	1	1

Persons taken over to the SR from individual countries according to the Dublin regulation in 2015 disaggregated by nationality

Nationality	Total	Taken over from:											
		AT	FI	DE	GB	NO	DK	SE	BE	CZ	CH	IS	NL
Iraq	13	-	1	3	-	-	-	5	4	-	-	-	-
Ukraine	10	5	-	-	-	-	-	2	1	-	2	-	-
India	6	-	-	-	4	-	-	-	2	-	-	-	-
Russia	6	1	-	-	-	-	-	1	-	-	-	4	-
Afghanistan	4	3	-	-	-	-	-	-	1	-	-	-	-
Georgia	4	-	-	-	-	-	-	-	-	-	3	-	1
Iran	4	-	-	2	-	1	1	-	-	-	-	-	-
Armenia	3	3	-	-	-	-	-	-	-	-	-	-	-
Somalia	2	-	-	2	-	-	-	-	-	-	-	-	-
Syria	2	-	-	2	-	-	-	-	-	-	-	-	-
Viet Nam	2	-	-	-	1	-	-	-	-	1	-	-	-
China (PRC)	1	-	-	-	1	-	-	-	-	-	-	-	-
Cuba	1	-	-	-	-	-	-	-	-	1	-	-	-
Republic of Moldova	1	1	-	-	-	-	-	-	-	-	-	-	-
Pakistan	1	-	-	-	-	-	-	-	1	-	-	-	-
Palestine	1	-	-	-	-	-	-	1	-	-	-	-	-
Sudan	1	1	-	-	-	-	-	-	-	-	-	-	-
Uganda	1	-	-	-	-	-	-	-	-	-	-	-	1
Uzbekistan	1	-	-	-	-	1	-	-	-	-	-	-	-
TOTAL	64	14	1	9	6	2	1	9	9	2	5	4	2

Persons handed over from the SR from individual countries according to the Dublin regulation in 2016 disaggregated by nationality

Nationality	Total	Handed over to:							
		HU	BG	AT	IT	SE	DE	HR	GB
Afghanistan	37	14	22	-	-	-	1	-	-
Iraq	12	6	4	-	1	1	-	-	-
Syria	9	7	-	-	1	-	-	1	-
Pakistan	5	1	2	1	-	-	-	-	1
India	4	-	3	1	-	-	-	-	-
Nigeria	4	2	-	2	-	-	-	-	-
Iran	3	-	-	-	2	-	1	-	-
Somalia	3	-	-	-	1	2	-	-	-
Stateless	1	-	-	1	-	-	-	-	-
Ghana	1	1	-	-	-	-	-	-	-
Mali	1	-	-	-	1	-	-	-	-
Morocco	1	-	-	1	-	-	-	-	-
Russia	1	-	-	-	-	-	1	-	-
Sudan	1	-	-	1	-	-	-	-	-
TOTAL	83	31	31	7	6	3	3	1	1

Persons handed over from the SR from individual countries according to the Dublin regulation in 2015 disaggregated by nationality

Nationality	Total	Handed over to:						
		AT	BG	DE	HU	IT	FI	CZ
Kosovo	96	-	-	-	96	-	-	-
Afghanistan	82	-	-	-	82	-	-	-
Syria	66	1	1	-	64	-	-	-
Iraq	22	-	1	1	20	-	-	-
Pakistan	19	-	-	-	18	-	1	-
Bangladesh	13	-	-	-	13	-	-	-
Sudan	8	-	-	-	7	1	-	-
Iran	7	-	-	-	7	-	-	-
Algeria	5	-	1	-	4	-	-	-
Serbia	5	-	-	-	5	-	-	-
Cuba	4	-	-	-	4	-	-	-
Ghana	3	-	-	-	3	-	-	-
Côte d'Ivoire	3	-	-	-	3	-	-	-
India	2	2	-	-	-	-	-	-
Macedonia (FYROM)	2	-	-	1	1	-	-	-
Nigeria	2	1	-	-	1	-	-	-
Burkina Faso	1	-	-	-	1	-	-	-
Eritrea	1	-	-	-	1	-	-	-
Gambia	1	-	1	-	-	-	-	-
Guinea	1	-	-	-	1	-	-	-
Haiti	1	-	-	-	1	-	-	-
Cameroon	1	-	-	-	1	-	-	-
Palestine	1	-	-	-	1	-	-	-
Senegal	1	-	-	-	1	-	-	-
Ukraine	1	-	-	-	-	-	-	1
TOTAL	348	4	4	2	335	1	1	1

AT- Austria
DE - Germany
CH – Switzerland
GB – United Kingdom
CZ – Czech Republic
BE – Belgium

DK – Denmark
SE – Sweden
FI – Finland
FR – France
NL - Netherlands
NO – Norway

IS - Iceland
HU – Hungary
BG – Bulgaria
IT – Italy
HR - Croatia

2.8.4 Police Detention Centers for Aliens

Number of placed aliens (real number of persons) and outcomes of detention within the PDCA – return, release

		Total	PDCA Medved'ov	PDCA Sečovce
1	Number of placed persons from the previous period remaining detained on the 1.1.2016 (stock)	48	33	15
2	Number of persons placed during the year 2016*	412	187	225
3	Number of placed persons remaining detained on the 31.12.2016 (stock)	52	24	28
Number of released/returned persons from PDCA during 2016 (1+2-3)		408	196	212
Thereof**:	Readmission	9	9	0
	Dublin	83	48	35
	ARR	21	11	10
	Other way of return	59	52	7
	Released	236	76	160
Number of persons, who have applied for asylum during their detention in PDCA		49	26	23

* one person is counted only once in respective PDCA, regardless number of their placement (release, new detention, repeated placement),

** one person is counted only once in PDCA according the respective disaggregation, e. g. if the return was carried out according the readmission agreement, the person is counted only in the category "Readmission", not in the category "Other way of return"; or if the person was released and has been detained again, the repeated placement is not counted.

Note:

Other way of return – forced return (which is not a readmission, Dublin neither Assisted voluntary return) performed via External Air border BCP or External Land border BCP.

Number of aliens released/removed from PDCA Medved'ov in 2016 by nationality

Nationality	Number of released/returned aliens	Readmission	Dublin	AVR	Other way of return	Released
Afghanistan	39	-	18	2	1	18
Syria	29	2	6	-	1	20
India	18	-	4	1	3	10
Serbia	14	6	-	-	8	-
Iraq	11	-	4	3	-	4
Ukraine	11	-	-	-	9	2
Iran	9	-	3	-	1	5
Viet Nam	9	-	-	2	5	2
Pakistan	7	-	3	-	2	2
Nigeria	6	-	4	-	2	-
Albania	5	-	-	-	5	-
Russia	4	-	-	-	3	1
Algeria	3	-	-	2	1	-
D. R. Congo	3	-	-	-	1	2
Macedonia (FYROM)	3	-	-	-	3	-
Belarus	2	-	-	1	-	1
Morocco	2	-	1	-	-	1
Kosovo	2	-	-	-	2	-
Tunisia	2	-	-	-	1	1
Turkey	2	1	-	-	-	1
Stateless	1	-	1	-	-	-
Bosnia and Herzegovina	1	-	-	-	-	1
Ghana	1	-	1	-	-	-
Guinea	1	-	-	-	1	-
Israel	1	-	-	-	1	-
Canada	1	-	-	-	1	-
Kazakhstan	1	-	-	-	-	1
Libya	1	-	-	-	-	1
Mali	1	-	1	-	-	-
Republic of Moldova	1	-	-	-	-	1
Unknown nationality	1	-	-	-	-	1
Niger	1	-	-	-	1	-
Nepal	1	-	-	-	-	1
Somalia	1	-	1	-	-	-
Sudan	1	-	1	-	-	-
TOTAL	196	9	48	11	52	76

Number of aliens released/removed from PDCA Sečovce in 2016 by nationality

Nationality	Number of released/returned aliens	Readmission	Dublin	AVR	Other way of return	Released
Afghanistan	68	-	19	-	-	49
Syria	56	-	3	-	-	53
Iraq	39	-	8	1	-	30
Pakistan	11	-	2	-	1	8
Ukraine	9	-	-	-	4	5
Algeria	8	-	-	6	-	2
Palestine	6	-	-	1	-	5
India	4	-	-	-	-	4
Russia	4	-	1	-	1	2
Republic of Moldova	2	-	-	-	-	2
Somalia	2	-	2	-	-	-
Albania	1	-	-	1	-	-
China (PRC)	1	-	-	-	1	-
Cuba	1	-	-	1	-	-
TOTAL	212	0	35	10	7	160

Activities of PDCA Medveďov/Sečovce in 2015 and 2016

Activity of PDCA	PDCA Medveďov		PDCA Sečovce	
	2015	2016	2015	2016
Number of placements	652	219	747	361
Number of releases	237	108	323	275
Applications for issue of ETD	69	54	-	-
Applications for issue of ETD for other units	79	36	-	-
Number of ETDs issued for PDCA	50	27	-	-
Number of ETDs issued for other units	37	3	-	-
Escorts related to conducted returns	108	75	71	32
Removal by air with escort	9	12	12	4
Other escorts	154	221	231	175
Transports (from CZE to UKR)	8	15	-	-
Assistance by transport from AUT to POL	2	6	-	-

Note:

Number of placements: number of all placements (one person may be listed more than once),

Number of releases: number of releases according Art. 90/2/b of Act on stay of aliens or due to reason of relocation to other PDCA (one person may be listed more than once).

2.8.5 Return decisions and effective returns

Overview of return decisions issued in 2016

Nationality	Total	Illegal migration		Other	
		AR	JR	AR	JR
Ukraine	1 185	1056	119	7	3
Serbia	107	82	12	10	3
Iraq	80	79	1	-	-
Viet Nam	57	56	1	-	-
Syria	44	44	-	-	-
Russia	32	29	3	-	-
Republic of Moldova	23	21	2	-	-
Georgia	20	20	-	-	-
Macedonia (FYROM)	20	20	-	-	-
Turkey	20	19	-	1	-
Kuwait	16	16	-	-	-
Algeria	15	15	-	-	-
Afghanistan	14	13	1	-	-
Romania	14	-	4	4	6
Hungary	13	-	7	4	2
Pakistan	12	11	-	1	-
Korean Republic	11	10	-	1	-
India	10	9	1	-	-
Albania	9	3	6	-	-
Iran	8	7	-	1	-
Bosnia and Herzegovina	7	7	-	-	-
Israel	7	6	1	-	-
Nigeria	7	4	3	-	-
Canada	6	6	-	-	-
China (PRC)	5	5	-	-	-
Belarus	5	4	1	-	-
Brazil	5	5	-	-	-
Morocco	5	4	1	-	-
Senegal	5	4	1	-	-
Thailand	5	5	-	-	-
Armenia	4	4	-	-	-
Mexico	4	4	-	-	-
Kosovo	4	4	-	-	-
Poland	4	-	1	1	2
United States, USA	4	4	-	-	-
Azerbaijan	3	3	-	-	-
Czech Republic	3	-	-	3	-
Montenegro	3	3	-	-	-
Kazakhstan	3	3	-	-	-
Cuba	3	3	-	-	-
Palestine	3	3	-	-	-
Peru	3	3	-	-	-
Sri Lanka	3	3	-	-	-



continued overleaf



continued from previous page (2016)

Nationality	Total	Illegal migration		Other	
		AR	JR	AR	JR
Bulgaria	2	-	-	2	-
Guinea	2	2	-	-	-
D. R. Congo	2	2	-	-	-
Libya	2	2	-	-	-
Germany	2	-	-	2	-
Saint Kitts and Nevis	2	2	-	-	-
Egypt	1	1	-	-	-
Philippines	1	1	-	-	-
Japan	1	1	-	-	-
Yemen	1	1	-	-	-
Kenya	1	1	-	-	-
Kyrgyzstan	1	1	-	-	-
Lebanon	1	1	-	-	-
Liberia	1	1	-	-	-
Lithuania	1	-	1	-	-
Mozambique	1	1	-	-	-
Unknown nationality	1	1	-	-	-
United Kingdom	1	-	-	1	-
Italy	1	-	1	-	-
Tunisia	1	1	-	-	-
Uzbekistan	1	1	-	-	-
Venezuela	1	1	-	-	-
TOTAL	1 839	1 618	167	38	16

Overview of return decisions issued in 2015

Nationality	Total	Illegal migration		Other	
		AR	JR	AR	JR
Ukraine	779	622	150	5	2
Syria	250	250	-	-	-
Afghanistan	129	127	2	-	-
Kosovo	92	91	1	-	-
Iraq	55	55	-	-	-
Russia	36	32	3	1	-
Serbia	31	26	1	4	-
Pakistan	27	27	-	-	-
Stateless	25	25	-	-	-
Macedonia (FYROM)	22	17	2	3	-
Georgia	17	16	-	1	-
Republic of Moldova	15	13	2	-	-
Viet Nam	15	13	2	-	-
India	14	10	4	-	-
Somalia	13	13	-	-	-
Turkey	13	12	-	1	-
United States, USA	11	11	-	-	-
Poland	9	1	-	6	2
Czech Republic	8	-	-	8	-
China (PRC)	8	8	-	-	-
Canada	8	8	-	-	-
Romania	8	1	1	6	-
Algeria	7	4	1	-	2
Bangladesh	7	7	-	-	-
Iran	7	5	2	-	-
Korean Republic	7	6	-	1	-
Armenia	6	6	-	-	-
Brazil	6	6	-	-	-
Bulgaria	6	-	-	5	1
Senegal	6	6	-	-	-
Egypt	4	4	-	-	-
Libya	4	4	-	-	-
Hungary	4	-	2	2	-
Albania	3	2	1	-	-
Argentina	3	3	-	-	-
Belarus	3	2	1	-	-
Bosnia and Herzegovina	3	3	-	-	-
Philippines	3	3	-	-	-
Democratic Peoples Republic of Korea	3	3	-	-	-
Lebanon	3	3	-	-	-
Germany	3	-	1	2	-
Nigeria	3	3	-	-	-
Saudi Arabia	3	3	-	-	-
Tunisia	3	3	-	-	-
Australia	2	2	-	-	-
Cameroon	2	1	-	1	-
Kazakhstan	2	2	-	-	-



continued overleaf



continued from previous page (2015)

Nationality	Total	Illegal migration		Other	
		AR	JR	AR	JR
Kongo	2	2	-	-	-
Morocco	2	2	-	-	-
Mexico	2	2	-	-	-
Palestine	2	1	-	1	-
Austria	2	-	-	-	2
Saint Kitts and Nevis	2	2	-	-	-
Azerbaijan	1	1	-	-	-
Eritrea	1	1	-	-	-
France	1	-	-	1	-
Gambia	1	1	-	-	-
Ghana	1	1	-	-	-
Guinea	1	1	-	-	-
Croatia	1	-	-	1	-
Israel	1	1	-	-	-
Jordan	1	1	-	-	-
Kenya	1	1	-	-	-
D. R. Congo	1	1	-	-	-
Cuba	1	1	-	-	-
Lithuania	1	-	-	-	1
Mali	1	1	-	-	-
Mongolia	1	1	-	-	-
Unknown nationality	1	1	-	-	-
Nepal	1	1	-	-	-
Sudan	1	1	-	-	-
Turkmenistan	1	1	-	-	-
Uzbekistan	1	1	-	-	-
TOTAL	1 720	1 485	176	49	10

Note:

Overview contains information on to how many aliens a decision on removal (AR or JR) was issued during the reference period (more than 1 decision might be issued to one person), regardless of when they have been detained.

- **Illegal migration AR/JR** – aliens to whom the decision on administrative or judicial removal (AR, JR) was issued for the reasons related to illegal migration (IBC and IS)
- **Other** – aliens to whom a decision on administrative or judicial removal (AR, JR) has been issued for the reasons, which do not relate to illegal migration (breach or not fulfilling general legal conditions with no connections to illegal migration).

Nationality of each alien in the overview is that one, he/she reported during removal procedure in the SR.

Overview of effective returns from the SR in 2016

Nationality	Total	AR		JR	
		of illegal migration	Other	of illegal migration	Other
Ukraine	1 124	996	5	120	3
Iraq	78	77	-	1	-
Viet Nam	55	49	-	6	-
Republic of Moldova	21	19	-	2	-
Russia	20	17	-	3	-
Georgia	19	19	-	-	-
Serbia	17	2	-	13	2
Algeria	11	10	-	1	-
Syria	11	10	-	1	-
Hungary	10	-	-	8	2
Turkey	10	10	-	-	-
Romania	9	-	-	4	5
Albania	8	2	-	6	-
India	6	2	-	4	-
Belarus	4	3	-	1	-
Iran	4	4	-	-	-
Nigeria	4	1	-	3	-
Pakistan	4	3	1	-	-
Afghanistan	3	2	-	1	-
Cuba	3	3	-	-	-
Macedonia (FYROM)	3	3	-	-	-
Peru	3	3	-	-	-
Sri Lanka	3	3	-	-	-
Thailand	3	3	-	-	-
Armenia	2	2	-	-	-
Azerbaijan	2	2	-	-	-
Brazil	2	2	-	-	-
Czech Republic	2	-	-	-	2
Philippines	2	2	-	-	-
Kosovo	2	2	-	-	-
China (PRC)	1	1	-	-	-
Egypt	1	1	-	-	-
Guinea	1	1	-	-	-
Israel	1	-	-	1	-
Canada	1	1	-	-	-
Kazakhstan	1	1	-	-	-
Kyrgyzstan	1	1	-	-	-
D. R. Congo	1	1	-	-	-
Lithuania	1	-	-	1	-
Niger	1	-	-	1	-
Poland	1	-	-	1	-
Senegal	1	-	-	1	-
United Kingdom	1	-	1	-	-
United States, USA	1	1	-	-	-
Italy	1	-	-	1	-
Tunisia	1	1	-	-	-
Uzbekistan	1	1	-	-	-
TOTAL	1 462	1 261	7	180	14

Overview of effective returns from the SR in 2015

Nationality	Total	AR		JR	
		of illegal migration	Other	of illegal migration	Other
Ukraine	749	593	4	151	1
Syria	153	153	-	-	-
Afghanistan	80	78	-	2	-
Kosovo	75	74	-	1	-
Iraq	25	25	-	-	-
Russia	23	19	-	4	-
Stateless	19	19	-	-	-
Georgia	17	17	-	-	-
Republic of Moldova	15	13	-	2	-
Somalia	13	13	-	-	-
Viet Nam	12	8	-	4	-
Pakistan	7	7	-	-	-
Bangladesh	6	6	-	-	-
Serbia	6	4	1	1	-
Armenia	5	5	-	-	-
India	5	4	-	1	-
Iran	5	3	-	2	-
Algeria	4	1	-	1	2
Macedonia (FYROM)	4	2	-	2	-
China (PRC)	3	3	-	-	-
Democratic Peoples Republic of Korea	3	3	-	-	-
Belarus	2	1	-	1	-
Brazil	2	2	-	-	-
Kazakhstan	2	2	-	-	-
Hungary	2	-	-	2	-
Austria	2	-	-	-	2
Tunisia	2	2	-	-	-
Turkey	2	2	-	-	-
Albania	1	-	-	1	-
Azerbaijan	1	1	-	-	-
Bosnia and Herzegovina	1	-	-	1	-
Bulgaria	1	-	-	-	1
Czech Republic	1	-	-	-	1
Gambia	1	1	-	-	-
Jordan	1	1	-	-	-
Cameroon	1	1	-	-	-
Lebanon	1	1	-	-	-
Lithuania	1	-	-	-	1
Morocco	1	1	-	-	-
Mongolia	1	-	-	1	-
Germany	1	-	-	1	-
Romania	1	-	-	1	-
Saudi Arabia	1	1	-	-	-
Sudan	1	1	-	-	-
Turkmenistan	1	1	-	-	-
Uzbekistan	1	1	-	-	-
TOTAL	1 261	1 069	5	179	8

Note:

The overview contains number of all executions of decisions of administrative or judiciary removal from the SR (process of return of alien – regardless whether voluntary or forced), that took place within the reference period, regardless when the person has been apprehended and regardless, when the decision was issued. The overview also contains executions of removal decisions issued by other Member State. The nationality listed is that one valid by the time of execution of the decision.

Effective returns from the territory of the SR disaggregated by country of return in 2015 and 2016

	Total	OF ILLEGAL MIGRATION		OTHER	
		to third country	to member state	to third country	to member state
2015	1 261	979	269	5	8
2016	1 462	1 409	32	12	9

Effective returns of illegal migrants from the territory of the SR to third country in 2016 by the type of return

Nationality	Total	FORCED RETURNS			VOLUNTARY RETURNS		
		Via external land border	Via internal land border	By air	Voluntary departure		AVR (IOM)
					After fulfilling obligation to leave the SR	at BCPs - departing from the SR	
Ukraine	1 116	146	-	-	150	811	9
Iraq	77	7	-	-	-	-	70
Viet Nam	54	47	-	5	-	-	2
Republic of Moldova	21	3	-	-	-	18	-
Georgia	19	18	-	-	-	1	-
Russia	17	11	-	-	3	1	2
Serbia	13	-	7	6	-	-	-
Algeria	10	-	-	1	-	-	9
Turkey	9	7	-	-	-	-	2
Albania	8	1	-	5	1	-	1
Syria	7	6	-	-	1	-	-
India	5	-	-	3	-	-	2
Belarus	4	1	-	-	-	2	1
Iran	4	1	-	1	-	-	2
Afghanistan	3	-	-	1	-	-	2
Cuba	3	-	-	-	-	-	3
Macedonia (FYROM)	3	-	-	3	-	-	-
Peru	3	-	-	-	-	-	3
Sri Lanka	3	3	-	-	-	-	-
Thailand	3	-	-	-	-	-	3
Armenia	2	2	-	-	-	-	-
Azerbaijan	2	2	-	-	-	-	-
Brazil	2	-	-	-	-	-	2
Nigeria	2	-	-	2	-	-	-
Kosovo	2	-	-	2	-	-	-
Pakistan	2	1	-	1	-	-	-
China (PRC)	1	-	-	1	-	-	-
Egypt	1	-	-	-	-	-	1
Philippines	1	-	-	-	-	-	1
Guinea	1	-	-	1	-	-	-
Israel	1	-	-	1	-	-	-
Canada	1	-	-	1	-	-	-
Kazakhstan	1	1	-	-	-	-	-
Kyrgyzstan	1	-	-	-	1	-	-
Konžská dem. rep.	1	-	-	1	-	-	-
Lithuania	1	1	-	-	-	-	-
Hungary	1	1	-	-	-	-	-
Niger	1	-	-	1	-	-	-
United States, USA	1	-	-	-	-	-	1
Tunisia	1	-	-	1	-	-	-
Uzbekistan	1	-	-	-	1	-	-
TOTAL	1 409	259	7	37	157	833	116

Effective returns of illegal migrants from the territory of the SR to third country in 2015 by the type of return

Nationality	Total	FORCED RETURNS			VOLUNTARY RETURNS		
		Via external land border	Via internal land border	By air	Voluntary departure		AVR (IOM)
					After fulfilling obligation to leave the SR	at BCPs - departing from the SR	
Ukraine	742	165	-	-	56	521	-
Kosovo	49	-	-	1	-	-	48
Afghanistan	35	33	-	-	-	-	2
Iraq	21	5	-	1	-	-	15
Russia	20	12	-	2	2	4	-
Georgia	17	12	-	4	-	-	1
Republic of Moldova	15	9	-	2	-	4	-
Somalia	13	11	-	-	-	-	2
Viet Nam	12	5	-	6	-	-	1
Syria	8	8	-	-	-	-	-
Armenia	5	5	-	-	-	-	-
India	5	-	-	4	-	-	1
Macedonia (FYROM)	4	-	-	3	-	1	-
Bangladesh	3	3	-	-	-	-	-
Serbia	3	-	-	3	-	-	-
Belarus	2	-	-	1	-	1	-
Brazil	2	-	-	-	-	-	2
China (PRC)	2	-	-	-	-	-	2
Kazakhstan	2	1	-	1	-	-	-
Hungary	2	2	-	-	-	-	-
Pakistan	2	1	-	1	-	-	-
Tunisia	2	-	-	-	-	-	2
Turkey	2	2	-	-	-	-	-
Algeria	1	-	-	1	-	-	-
Azerbaijan	1	-	-	-	-	1	-
Bosnia and Herzegovina	1	-	-	1	-	-	-
Iran	1	-	-	-	-	-	1
Cameroon	1	-	-	1	-	-	-
Lebanon	1	-	-	-	-	-	1
Mongolia	1	-	-	1	-	-	-
Romania	1	1	-	-	-	-	-
Saudi Arabia	1	-	-	1	-	-	-
Turkmenistan	1	-	-	-	-	1	-
Uzbekistan	1	-	-	-	1	-	-
TOTAL	979	275	0	34	59	533	78

Notes:

Forced return to the third country is execution of decision on administrative or judiciary removal by the escort carried out by the unit of PF: a) via external land border, b) via internal land border or c) by air to the third country. This kind of execution of decision on AR/JR can also be a readmission, if the person is handed over according the readmission agreement.

Voluntary departure to the third country is: a) voluntary fulfilling the obligation to leave the territory of the SR within the period mentioned in the decision on AR due to IS detected inland (fulfilling of obligation is recorded at the BCP; or b) leave of the territory of the SR due to IS detected at the BCP at departure from SR, for which a decision on AR has been issued.

The category of effective returns from the SR in 2015 does not include 11 Kosovo nationals, who have abused the Assisted voluntary return program (actually they did not return to their country of origin) .

Effective returns of illegal migrants from the territory of the SR to other Member State in 2016 by the type of return

Nationality	Total	Readmission	Dublin regulation	Other way of effective return
Hungary	7	-	-	7
Romania	4	-	-	4
Syria	4	1	-	3
Russia	3	-	-	3
Nigeria	2	-	2	-
Serbia	2	-	-	2
Algeria	1	-	-	1
Philippines	1	-	-	1
India	1	-	-	1
Iraq	1	-	-	1
Pakistan	1	-	1	-
Poland	1	-	-	1
Senegal	1	-	-	1
Italy	1	-	-	1
Turkey	1	1	-	-
Viet Nam	1	-	-	1
TOTAL	32	2	3	27

Effective returns of illegal migrants from the territory of the SR to other Member State in 2015 by the type of return

Nationality	Total	Readmission	Dublin regulation	Other way of effective return
Syria	145	145	-	-
Afghanistan	45	43	2	-
Kosovo	26	23	3	-
Stateless	19	19	-	-
Pakistan	5	5	-	-
Iraq	4	4	-	-
Iran	4	2	2	-
Bangladesh	3	2	1	-
Democratic Peoples Republic of Korea	3	3	-	-
Russia	3	1	-	2
Serbia	2	-	-	2
Ukraine	2	-	-	2
Albania	1	-	-	1
Algeria	1	1	-	-
China (PRC)	1	-	-	1
Gambia	1	1	-	-
Jordan	1	-	-	1
Morocco	1	1	-	-
Germany	1	-	-	1
Sudan	1	-	1	-
TOTAL	269	250	9	10

Note:

Types of return in accordance with readmission agreement and Dublin regulation are considered as forced returns.

Effective returns in accordance with Dublin Regulation regard only those Dublin transfers based on decisions on administrative or judiciary returns.

Other way of effective return – execution of decision on AR or JR might be carried out as: a) escort by Police unit to the territory of other member state, if the alien, to whom a decision on AR/JR was issued, has valid residence permit or is authorized to stay on the territory of respective member state (country of return) or based on European arrest warrant; b) as voluntarily fulfilling the obligation to leave within the period stated in the decision on AR to a member state out of Schengen area based on detection of unauthorized stay inland or at the BCP when departing from the territory of SR.

2.9 Unauthorized transport of cigarettes through external border

Overview of number of detected smuggled cigarettes through the external border (Art. 279 CC) by individual months of 2016

Month	Total number of cigarettes	Land border			Airports		
		Total	Thereof:		Total	Thereof:	
			from SR	to SR		from SR	to SR
January	44 420	44 420	-	44 420	-	-	-
February	63 700	63 700	-	63 700	-	-	-
March	39 560	39 560	-	39 560	-	-	-
April	56 040	56 040	-	56 040	-	-	-
May	71 594	71 594	-	71 594	-	-	-
June	1 460	1 460	-	1 460	-	-	-
July	236 940	236 940	-	236 940	-	-	-
August	654 400	654 400	-	654 400	-	-	-
September	118 000	118 000	-	118 000	-	-	-
October	3 440	3 440	-	3 440	-	-	-
November	2 353	2 353	-	2 353	-	-	-
December	315 400	315 400	-	315 400	-	-	-
TOTAL	1 607 307	1 607 307	0	1 607 307	0	0	0

Smuggled cigarettes detected by units of DBAP Sobrance in 2016 by place of detection

		Number of cases	Number of cigarettes	Value in €
Cigarettes detected at BCPs		35	441 507	55 589,07
Thereof:	In cars	7	11 860	1 620,38
	In trains	15	424 380	53 227,12
	Among personal belongings	13	5 267	741,57
Cigarettes detected Inland		19	1 165 800	129 423,35
Thereof:	In car	4	86 600	8 234,66
	In forest	15	1 079 200	121 188,69
TOTAL		54	1 607 307	185 012,42

Smuggled cigarettes detected by individual units of DBAP Sobrance in 2016 by place of detection

		Number of cases	Number of cigarettes	Value in €
BCU PF Zboj		1	40 980	6 242,74
Thereof:	Inland in forest	1	40 980	6 242,74
BCU PF Topoľa		0	0	0
BCU PF Ulič		1	30 000	4 235,76
Thereof:	Inland in forest	1	30 000	4 235,76
BCU PF Vyšné Nemecké		4	20 240	2 826,81
Thereof:	Inland in forest	3	14 360	2 027,51
	At the BCP in cars	1	5 880	799,30
BCU PF Ubľa		7	6 273	888,10
Thereof:	At the BCP in cars	6	5 980	821,08
	At the BCP among personal belongings	1	293	67,02
BCU PF Podhorod'		1	300 000	28 614,00
Thereof:	Inland in forest	1	300 000	28 614,00
BCU PF Petrovce		2	450 000	51 167,16
Thereof:	Inland in forest	2	450 000	51 167,16
BCU PF Mat'ovské Vojkovce		4	252 840	26 843,26
Thereof:	At the BCP in trains	2	120 000	13 837,56
	Inland in forest	2	132 840	13 005,70
BCU PF Veľké Slemence		14	11 974	1 690,31
Thereof:	At the BCP among personal belongings	12	4 974	674,55
	Inland in forest	1	5 000	825,00
	Inland in car	1	2 000	190,76
BCU PF Čierna nad Tisou		13	254 580	34 639,50
Thereof:	At the BCP in trains	12	254 380	34 620,56
	Inland in car	1	200	18,94
MIU PF DBAP Sobrance		7	240 420	27 864,78
Thereof:	Inland in forest	4	106 020	15 070,82
	Inland in car	2	84 400	8 024,96
	At the BCP in trains	1	50 000	4 769,00
TOTAL		54	1 607 307	185 012,42

2.10 Positive hits in Police databases

Overview of number of apprehended persons, vehicles and items based on searching in police databases in 2016

			Total	Thereof:			
				DBAP Bratislava	DBAP B. Bystrica	DBAP Prešov	DBAP Sobrance
persons	Total		860	227	11	164	458
	SIS	Third country nationals	348	39	3	10	296
		EU nationals	323	108	2	73	140
	PATROS and INTERPOL	Third country nationals	22	8	1	3	10
		EU nationals	167	72	5	78	12
vehicles	Total		143	0	0	0	143
	PATRMV and INTERPOL		11	-	-	-	11
	SIS		132	-	-	-	132
items (including documents)	Total		406	86	2	32	286
	PATRDOC and INTERPOL		170	38	-	25	107
	SIS		236	48	2	7	179
persons, vehicles and items	Total		6	0	0	0	6
	IBO		6	-	-	-	6

Overview of number of apprehended persons, vehicles and items based on searching in police databases in 2015

			Total	Thereof:			
				DBAP Bratislava	DBAP B. Bystrica	DBAP Prešov	DPAP Sobrance
persons	Total		641	188	11	124	318
	SIS	Third country nationals	282	28	2	12	240
		EU nationals	172	67	4	37	64
	PATROS and INTERPOL	Third country nationals	20	9	-	2	9
		EU nationals	167	84	5	73	5
vehicles	Total		123	0	0	0	123
	PATRMV and INTERPOL		33	-	-	-	33
	SIS		90	-	-	-	90
items (including documents)	Total		269	59	3	36	171
	PATRDOC and INTERPOL		116	33	1	24	58
	SIS		153	26	2	12	113
persons, vehicles and items	Total		16	1	0	0	15
	IBO		16	1	-	-	15



Processed by:

Risk Analysis and Coordination Department

Bureau of Border and Alien Police

Presidium of the Police Force

Ružinovská 1/B, 812 72 Bratislava

Tel: +421961050790, Fax: +421961059170

Email: uhcp@minv.sk

Internet: <http://www.minv.sk/?uhcp>

Intranet: <http://bratislava.intra.minv.sk/lokalita/uhcp>