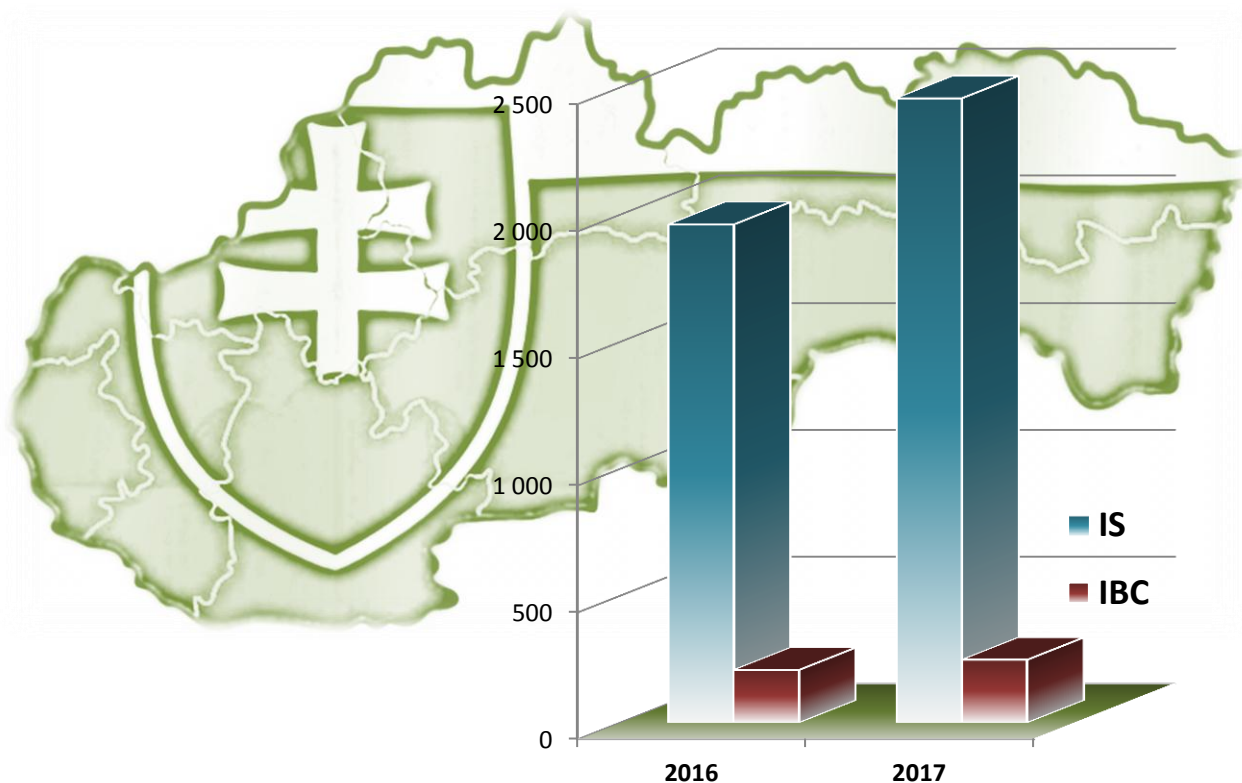


Statistical Overview of Legal and Illegal Migration in the Slovak Republic



2017

CONTENT

1	LEGAL MIGRATION.....	7
1.1	Legal migration by Border Type	7
1.2	Stay of Aliens in Slovak Republic	9
1.3	Visas.....	21
2	ILLEGAL MIGRATION.....	26
2.1	Illegal Crossings of State Border of the Slovak Republic.....	32
2.2	Illegal stay on the territory of the Slovak Republic	42
2.3	Unaccompanied minors apprehended for IBC and IS	67
2.4	Asylum applications	69
2.5	False Travel, Residence and other documents	74
2.6	Refusal of entry	79
2.7	Facilitation of illegal immigration and trafficking in human beings.....	85
2.8	Return Policy and Persons Taken over to the SR	90
2.8.1	Readmission	90
2.8.2	Voluntary returns.....	93
2.8.3	Dublin transfers	94
2.8.4	Police Detention Centres for Aliens	97
2.8.5	Return decisions and effective returns	100
2.9	Unauthorized transport of cigarettes through external border.....	111
2.10	Positive hits in Police databases	113

LIST OF ABBREVIATIONS

APD – Alien Police Department of the Bureau of Border and Alien Police
APU PF – Alien Police Unit of the Police Force
AR – administrative removal
AU PF – Asylum Unit of the Police Force
AVR – assisted voluntary return
BBAP – Bureau of Border and Alien Police
BCP – Border Crossing Point
BCS – Border Crossing Stamp
BCU PF – Border Control Unit of the Police Force
CC – Criminal Code (Act No. 300/2005 Coll. the Penal Code as amended)
CH – children's home
CVAD – Central Visa Authority Department
DAU – Document Analysis Unit
DBAP – Directorate of Border and Alien Police
DD PF – District Directorate of the Police Force
EC – European Community
ETD – Emergency Travel Document
EU – European Union
GC SR – General consulate of the SR
IBC – Illegal Border Crossing
IBO – Registry of blocked persons, vehicles and items at the Border Crossing Points
IDC – Identity Card
IOM – International Organization for Migration
IS – Illegal Stay
JR – Judicial Removal
MFA – Ministry of Foreign and European Affairs of the SR
MIU PF – Mobile Intervention Unit of the Police Force
MO MOI – Migration Office of the Ministry of Interior of the SR
MOI – Ministry of Interior of the SR
MU PF – Mobile Unit of the Police Force
NUCIM – National Unit for Combating Illegal Migration
NVIS – National Visa Information System
P PF – Presidium of the Police Force
PATRDOC – Registry of Stolen and Lost Documents
PATRMV – Registry of stolen vehicles
PATROS – Registry of Wanted and Missing Persons
PDCA – Police Detention Centre for Aliens
PF – Police Force
RP – Residence Permit
SIS – Schengen Information System
SR – Slovak Republic
TD – travel document
UM - unaccompanied minor
VIS – Visa Information System

DEFINITIONS OF TERMS USED

a) Internal borders - are sections of the state border of the SR, which represent the common land borders among the member states of Schengen area – what comprises sections of the state border of the SR with Austria, Hungary, Czech Republic, Poland and airports for intra-Schengen flights (flights to territory of member states or from their territory only, and without landing on a territory of third country),

b) External borders - are sections of the state border of the SR, which represent the common land border with non-member state, and airports, if they are not internal borders; what comprises **land border** – state border of the SR with Ukraine, and **airports**,

c) Illegal border crossing – external border (land, air) – this category includes all cases of aliens, who attempted to cross or crossed the state border of SR illegally, regardless of direction, wherein the time period between crossing and apprehension is less than 48 hours and they were apprehended by police patrol performing border control tasks.

This category also includes cases of readmission wherein aliens had been apprehended out of the territory of SR by foreign authority and were returned to SR according readmission agreement after IBC from SR,

d) Illegal stay on territory of the SR – this category includes aliens who were found illegally on the territory of the SR (stay is not in compliance with national legislation and/or international agreement); regardless the fact of entering SR legally or illegally, or this was discovered during border check at the point of departure from SR, except of IBC.

Disaggregation of illegal stay:

- Inland:

- **After legal entry to the SR** – this category includes aliens who were apprehended inland for their illegal stay and who had entered (could enter) territory of the SR legally, but at the time of detection it came out that they are staying illegally within territory of the SR (overstayers with expired visa or residence permit, illegal work),
- **After illegal entry to the SR** – this category includes aliens who were apprehended inland for illegal stay and who had entered territory of the SR illegally,
- **After unknown entry to the SR** – this category includes aliens who were apprehended inland for illegal stay, but there is no evidence whether their entry to the SR was legal or illegal,

- At the BCP at exit from the SR broken down to land border and airports (extra-Schengen flights) – this category includes aliens whose illegal stay was detected during border check at BCP when exiting the territory of the SR to third country,

- After readmission from other member state – this category includes aliens who were apprehended outside the territory of the SR by authority of other country and who were returned to the SR according Dublin Regulation and who has not previously been apprehended on the territory of the SR for illegal stay or according Readmission agreements,

e) Refusal of entry of third country national – this category includes third country nationals (except of family members of EU nationals) who were refused to enter the territory of the SR due to reasons listed in Article 14 Regulation (EU) 2016/399 of the European Parliament and of the Council of 9 March 2016 on a Union Code on the rules governing the movement of persons across borders (Schengen Borders Code),

f) Refusal of entry of EU national and family member of EU national – this category includes EU nationals and family members of EU national who were refused to enter the territory of the SR according provisions of Article 11 of Act on stay of aliens (Act of the National Assembly of the SR No. 404/2011 coll.),

g) Alien – An alien shall be understood as everyone who is not the state citizen of the Slovak Republic,

h) EU national - is everyone who is not a SR national and who is a Member state national (Member state is an EU member state, other state that is part of Agreement on European Economic Area and Switzerland),

i) Third country national - is everyone who is not the SR national and not the EU national (this category also includes stateless persons),

j) Illegal migrant - is a person apprehended for illegal state border crossing or illegal stay,

k) Readmission related to illegal migration – is handing over and taking over of aliens according readmission agreements if this person previously crossed state border of the SR illegally or stayed within the territory of the SR illegally after illegal entry,

l) Visa – means an authorization issued by a Member state of the Schengen area with a view to transit through or an intended stay in the territory of the Member States. Type of visa is defined as follows:

- **Schengen visa type A (Airport transit visa)** – means a visa valid for transit through the international transit areas of one or more airports of the Member States,

- **Schengen visa type C (uniform visa, visa with limited territorial validity)** – means an authorization issued by a Member state of the Schengen area to transit through or an intended stay in the territory of the Member States of a duration of no more than 90 days in any 180 days period and to transit through the international transit areas of airports of the Member States,

- **National visa type D (long-term visa)** – means an authorization issued by a Member state of the Schengen area which is required for entry with a view to intended stay in the territory of this Member state for a period of more than three months but not more than one year.

1 LEGAL MIGRATION

1.1 Legal migration by Border Type

Overview of persons and vehicles having crossed the external borders legally at border crossing points by the direction of crossing in 2016 and 2017

			2016		2017	
			from SR	to SR	from SR	to SR
LAND BORDER	Number of persons by direction of crossing in total		1 058 712	1 104 749	1 233 582	1 246 469
	Thereof:	EU nationals and Slovak nationals	466 687	467 622	467 695	466 334
		Third country nationals	592 025	637 127	765 887	780 135
	Total number of persons		2 163 461		2 480 051	
	Total number of vehicles by direction of crossing		389 661	393 893	410 135	402 975
	Thereof:	Passenger cars	328 059	324 983	340 812	329 338
		Buses	5 554	5 678	6 857	6 960
		Trucks	49 230	56 404	55 637	59 858
		Passenger trains	1 465	1 465	1 460	1 460
		Cargo trains	5 353	5 363	5 369	5 359
	Total number of vehicles		783 554		813 110	
AIRPORTS	Total number of persons by direction of crossing		651 279	653 392	775 278	772 446
	Thereof:	EU nationals and Slovak nationals	585 078	586 557	658 215	654 602
		Third country nationals	66 201	66 835	117 063	117 844
	Total number of persons		1 304 671		1 547 724	
	Total number of aircrafts by direction of crossing		5 624	5 615	6 638	6 632
	Total number of aircrafts		11 239		13 270	
Total number of persons			3 468 132		4 027 775	
Total number of vehicles			794 793		826 380	

Note:

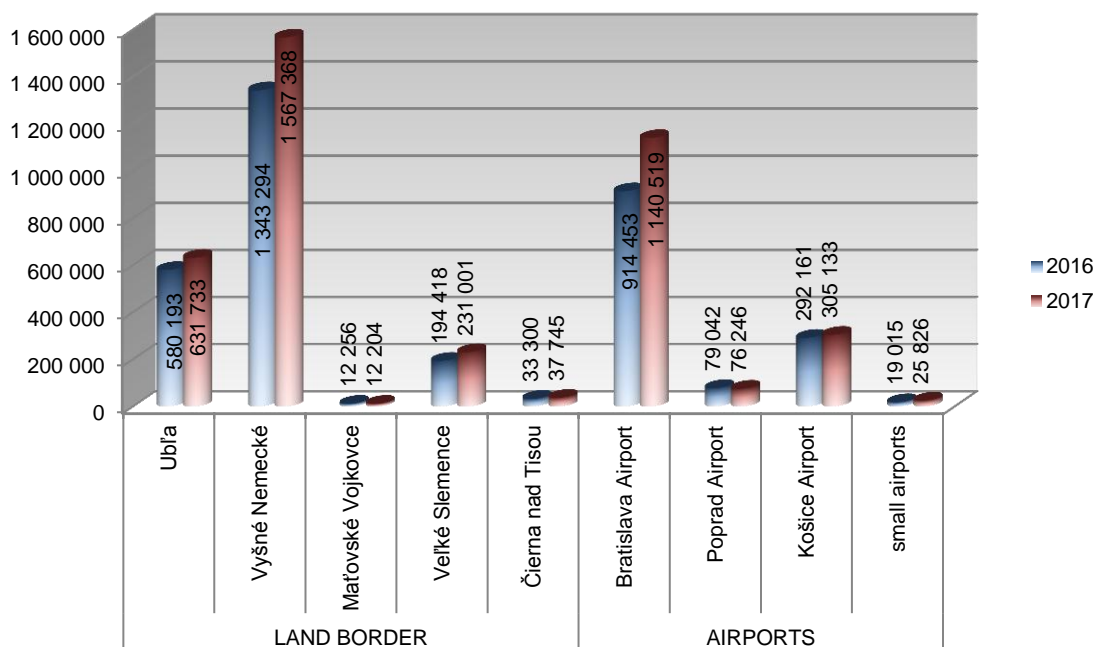
In case of airports, only passengers of non-Schengen flights are included.

Overview of persons and vehicles having crossed the external border legally by individual BCPs during 2016 and 2017

		2016		2017	
		Persons	Vehicles	Persons	Vehicles
LAND BORDER	Ubl'a	580 193	229 471	631 733	234 256
	Vyšné Nemecké	1 343 294	540 437	1 567 368	565 206
	Maťovské Vojkovce	12 256	6 807	12 204	6 665
	Veľké Slemence	194 418	-	231 001	-
	Čierna nad Tisou	33 300	6 839	37 745	6 983
AIRPORTS	Bratislava Airport	914 453	7 535	1 140 519	9 601
	Poprad Airport	79 042	574	76 246	577
	Košice Airport	292 161	2 763	305 133	2 695
	small airports*	19 015	367	25 826	397
TOTAL		3 468 132	794 793	4 027 775	826 380

* small airports Piešťany(PZY), Sliac(SLD), Nitra(LZNI), Žilina(ILZ) and Prievidza(LZPE) are small airports BCPs according Reg. EU C 134

Overview of persons having crossed the external border legally by individual BCPs during 2016 a 2017



1.2 Stay of Aliens in Slovak Republic

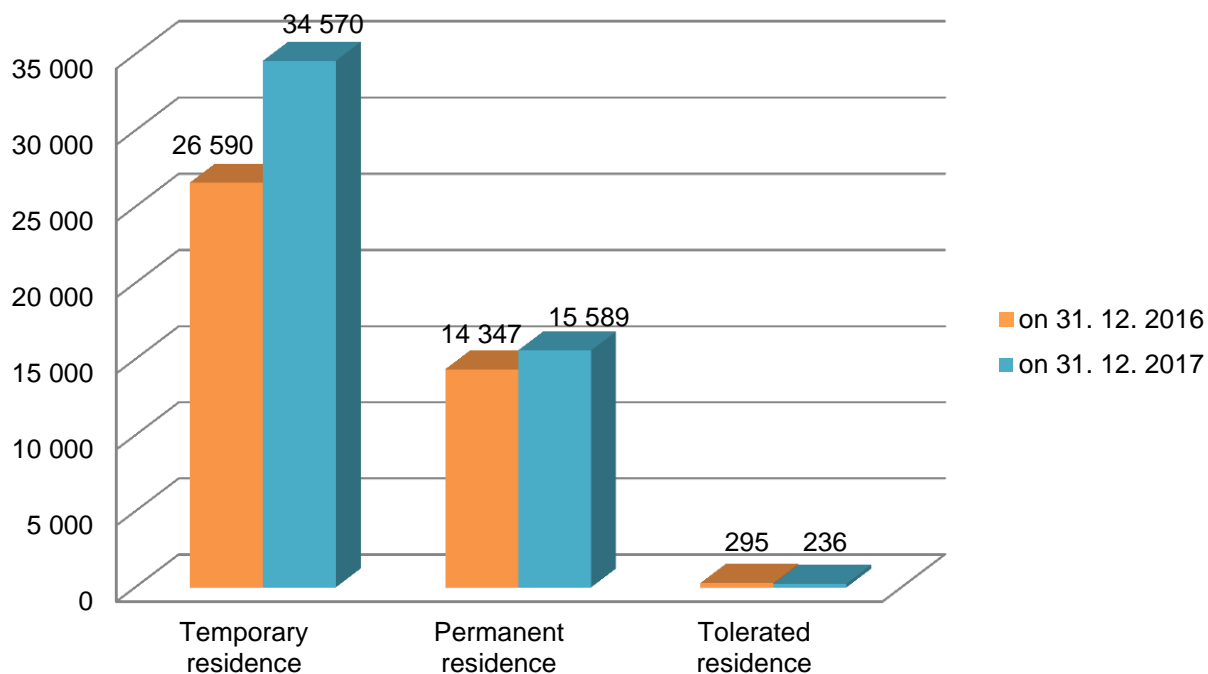
Number of valid residence permits on 31. 12. 2016 and on 31. 12. 2017

Nationality type	on 31. 12. 2016	on 31. 12. 2017
Third country nationals	41 232	50 395
EU nationals	52 015	54 056
TOTAL	93 247	104 451

Number of valid residence permits for third country nationals on 31. 12. 2016 and on 31. 12. 2017 by type of residence

Type of residence	on 31. 12. 2016	on 31. 12. 2017
Temporary residence	26 590	34 570
Permanent residence	14 347	15 589
Tolerated residence	295	236
TOTAL	41 232	50 395

Number of valid residence permits for third country nationals on 31. 12. 2016 and on 31. 12. 2017 by type of residence



TOP 40 nationalities with valid residence permit on 31. 12. 2017 - third country nationals

Nationality	on 31. 12. 2017			
	Total number of permits	Thereof:		
		Temporary	Permanent	Tolerated
Ukraine	16 102	12 135	3 923	44
Serbia	10 608	9 972	621	15
Russia	4 331	2 271	2 050	10
Viet Nam	3 609	1 876	1 710	23
China (PRC)	2 473	924	1 548	1
Korean Republic	1 615	1 098	517	-
Iran	1 353	1 248	105	-
Macedonia (FYROM)	1 030	498	526	6
United States, USA	950	389	558	3
Turkey	616	341	271	4
India	476	318	154	4
Belarus	442	250	190	2
Israel	408	331	76	1
Syria	392	274	113	5
Thailand	382	235	147	-
Egypt	337	117	217	3
Kazakhstan	297	208	88	1
Bosnia and Herzegovina	296	172	120	4
Brazil	245	127	118	-
Iraq	240	96	136	8
Afghanistan	236	119	112	5
Japan	199	122	77	-
Mexico	191	75	114	2
Philippines	172	89	81	2
Libya	164	106	56	2
Republic of Moldova	156	58	77	21
Albania	151	36	114	1
Tunisia	151	8	142	1
Canada	146	57	86	3
Nigeria	141	34	102	5
Lebanon	130	46	84	-
Armenia	118	60	57	1
Azerbaijan	112	92	18	2
Australia	105	20	85	-
Palestine	97	56	41	-
Georgia	96	50	43	3
Kosovo	87	20	67	-
Kyrgyzstan	81	64	17	-
Cuba	76	6	69	1
Algeria	74	11	63	-
Other nationalities	1 510	561	896	53
TOTAL	50 395	34 570	15 589	236

TOP 40 nationalities with valid residence permit on 31. 12. 2016 - third country nationals

Nationality	on 31. 12. 2016			
	Total number of permits	Thereof:		
		Temporary	Permanent	Tolerated
Ukraine	13 024	9 398	3 582	44
Serbia	7 232	6 655	559	18
Russia	4 035	2 176	1 851	8
Viet Nam	2 580	884	1 664	32
China (PRC)	2 346	918	1 427	1
Korean Republic	1 638	1 158	480	-
Iran	1 056	963	92	1
Macedonia (FYROM)	913	422	487	4
United States, USA	910	392	515	3
Turkey	587	342	241	4
Syria	375	260	96	19
Israel	373	301	71	1
Belarus	356	186	168	2
India	355	206	144	5
Thailand	319	193	125	1
Egypt	278	88	186	4
Kazakhstan	251	176	74	1
Iraq	227	87	138	2
Afghanistan	226	111	107	8
Bosnia and Herzegovina	217	96	118	3
Brazil	206	96	110	-
Mexico	206	101	103	2
Japan	190	119	71	-
Libya	167	127	38	2
Canada	150	68	80	2
Tunisia	142	5	136	1
Republic of Moldova	138	47	72	19
Nigeria	131	23	103	5
Philippines	130	60	70	-
Albania	129	28	99	2
Lebanon	121	42	79	-
Armenia	118	57	59	2
Azerbaijan	99	83	14	2
Palestine	98	58	40	-
Australia	84	18	65	1
Georgia	78	34	41	3
Saudi Arabia	75	64	11	-
Somalia	75	14	19	42
Algeria	74	16	58	-
Kosovo	73	17	56	-
Other nationalities	1 450	501	898	51
TOTAL	41 232	26 590	14 347	295

Number of valid residence permits for third country nationals on 31. 12. 2016 and on 31. 12. 2017 by region and type of residence

		on 31. 12. 2016	on 31. 12. 2017
Bratislava region		18 132	20 539
Thereof:	Temporary residence	12 835	14 710
	Permanent residence	5 186	5 720
	Tolerated residence	111	109
Trnava region		3 682	5 812
Thereof:	Temporary residence	2 423	4 409
	Permanent residence	1 183	1 346
	Tolerated residence	76	57
Trenčín region		1 983	2 473
Thereof:	Temporary residence	1 119	1 553
	Permanent residence	853	912
	Tolerated residence	11	8
Nitra region		2 951	4 033
Thereof:	Temporary residence	1 530	2 527
	Permanent residence	1 410	1 497
	Tolerated residence	11	9
Žilina region		2 965	3 509
Thereof:	Temporary residence	1 904	2 373
	Permanent residence	1 048	1 125
	Tolerated residence	13	11
Banská Bystrica region		2 588	3 455
Thereof:	Temporary residence	1 570	2 348
	Permanent residence	1 011	1 101
	Tolerated residence	7	6
Prešov region		3 453	4 289
Thereof:	Temporary residence	1 900	2 685
	Permanent residence	1 500	1 583
	Tolerated residence	53	21
Košice region		5 478	6 285
Thereof:	Temporary residence	3 309	3 965
	Permanent residence	2 156	2 305
	Tolerated residence	13	15
Total		41 232	50 395
Thereof:	Temporary residence	26 590	34 570
	Permanent residence	14 347	15 589
	Tolerated residence	295	236

Number of EU nationals with valid registration for residence on 31. 12. 2017

Nationality	on 31. 12. 2017
	Number of registrations
Czech Republic	10 663
Hungary	8 057
Romania	7 149
Poland	5 748
Germany	4 562
Italy	2 931
Austria	2 374
United Kingdom	2 186
Bulgaria	1 710
France	1 451
Croatia	1 273
Spain	1 060
Greece	754
Netherlands	586
Norway	563
Portugal	442
Belgium	440
Slovenia	336
Sweden	292
Switzerland	255
Ireland	242
Denmark	211
Latvia	207
Lithuania	182
Finland	164
Iceland	75
Cyprus	53
Estonia	39
Malta	31
Luxemburg	18
Liechtenstein	2
TOTAL	54 056

Number of EU nationals with valid registration for residence on 31. 12. 2016

Nationality	on 31. 12. 2016
	Number of registrations
Czech Republic	10 317
Hungary	7 813
Romania	6 907
Poland	5 562
Germany	4 380
Italy	2 757
Austria	2 334
United Kingdom	1 970
Bulgaria	1 789
France	1 398
Croatia	1 058
Spain	977
Greece	687
Norway	604
Netherlands	548
Belgium	457
Portugal	424
Slovenia	309
Sweden	305
Switzerland	249
Ireland	232
Denmark	212
Latvia	196
Lithuania	171
Finland	162
Iceland	72
Cyprus	49
Estonia	39
Malta	26
Luxemburg	9
Liechtenstein	2
TOTAL	52 015

Number of valid residence permits of aliens on 31. 12. 2017 by the type of residence – TOP 10

Temporary residence		Permanent residence		Tolerated residence	
Nationality	Number	Nationality	Number	Nationality	Number
Ukraine	12 135	Czech Republic	10 643	Ukraine	44
Serbia	9 972	Hungary	8 049	Viet Nam	23
Russia	2 271	Romania	7 141	Republic of Moldova	21
Viet Nam	1 876	Poland	5 746	Serbia	15
Iran	1 248	Germany	4 561	Russia	10
Korean Republic	1 098	Ukraine	3 923	Pakistan	10
China (PRC)	924	Italy	2 929	Iraq	8
Macedonia (FYROM)	498	Austria	2 373	Macedonia (FYROM)	6
United States, USA	389	United Kingdom	2 184	Syria	5
Turkey	341	Russia	2 050	Afghanistan	5
other nationalities	3 818	other nationalities	20 046	other nationalities	89
TOTAL	34 570	TOTAL	69 645	TOTAL	236

Number of valid residence permits of aliens on 31. 12. 2016 by the type of residence – TOP 10

Temporary residence		Permanent residence		Tolerated residence	
Nationality	Number	Nationality	Number	Nationality	Number
Ukraine	9 398	Czech Republic	10 317	Ukraine	44
Serbia	6 655	Hungary	7 813	Somalia	42
Russia	2 176	Romania	6 907	Viet Nam	32
Korean Republic	1 158	Poland	5 562	Syria	19
Iran	963	Germany	4 380	Republic of Moldova	19
China (PRC)	918	Ukraine	3 582	Serbia	18
Viet Nam	884	Italy	2 757	Pakistan	10
Macedonia (FYROM)	422	Austria	2 334	Russia	8
United States, USA	392	United Kingdom	1 970	Afghanistan	8
Turkey	342	Russia	1 851	India	5
other nationalities	3 282	other nationalities	25 950	other nationalities	90
TOTAL	26 590	TOTAL	66 362	TOTAL	295

Number of valid residence permits of third country nationals on 31. 12. 2016 and on 31. 12. 2017 by purpose of residence

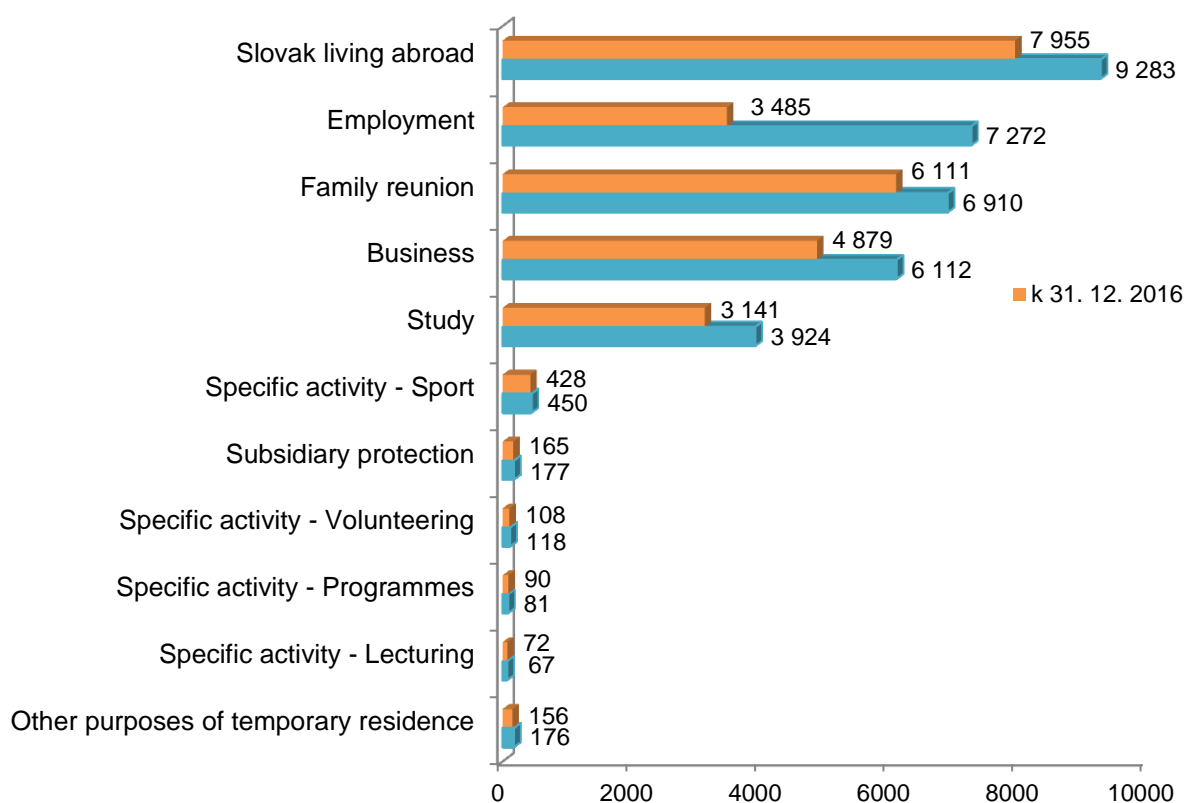
Temporary residence		
Purpose of residence	on 31. 12. 2016	on 31. 12. 2017
Slovak living abroad	7 955	9 283
Employment	3 485	7 272
Family reunion	6 111	6 910
Business	4 879	6 112
Study	3 141	3 924
Specific activity – Sport	428	450
Subsidiary protection	165	177
Specific activity- Volunteering	108	118
Specific activity – Programmes approved by SR government or the EU	90	81
Specific activity – Lecturing	72	67
Other purposes of temporary residence	156	176
TOTAL	26 590	34 570

Permanent residence		
Purpose of residence	on 31. 12. 2016	on 31. 12. 2017
Long term residence	5 549	6 322
Permanent residence (unlimited)	4 775	5 103
Permanent residence (for 5 years)	3 012	2 951
Family member of EU national	636	807
Refugee	295	301
Family member of EU national – permanent	80	105
TOTAL	14 347	15 589

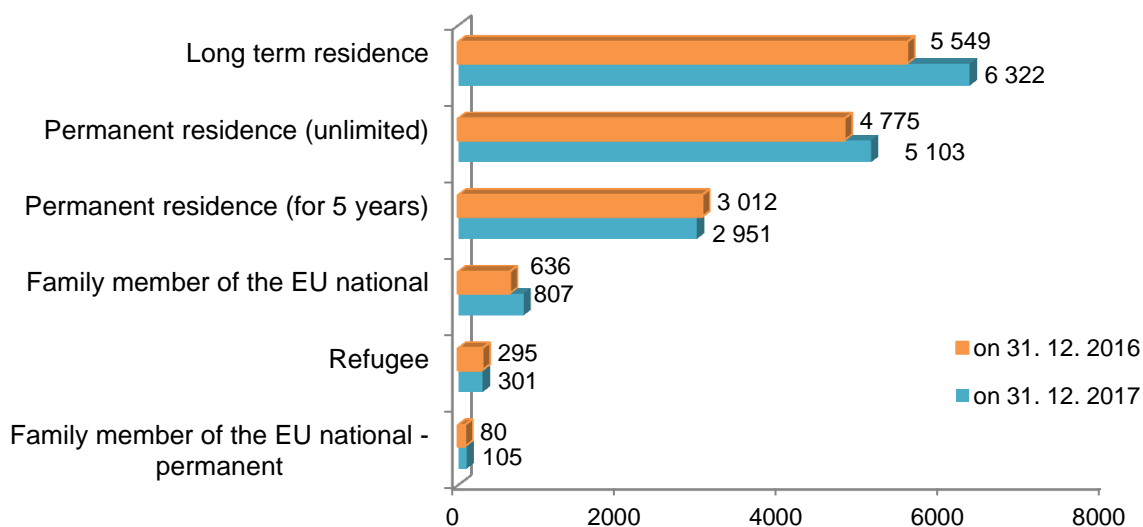
Tolerated residence		
Purpose of residence	on 31. 12. 2016	on 31. 12. 2017
Art. 58/4/c)	172	173
Art. 58/1/b)	90	43
Art. 58/2/b)	24	13
Art. 58/1/a)	3	4
Art. 58/2/a)	5	3
Art. 58/4/a)	1	-
TOTAL	295	236

Number of valid residence permits of third country nationals on 31. 12. 2016 and on 31. 12. 2017 by purpose of residence

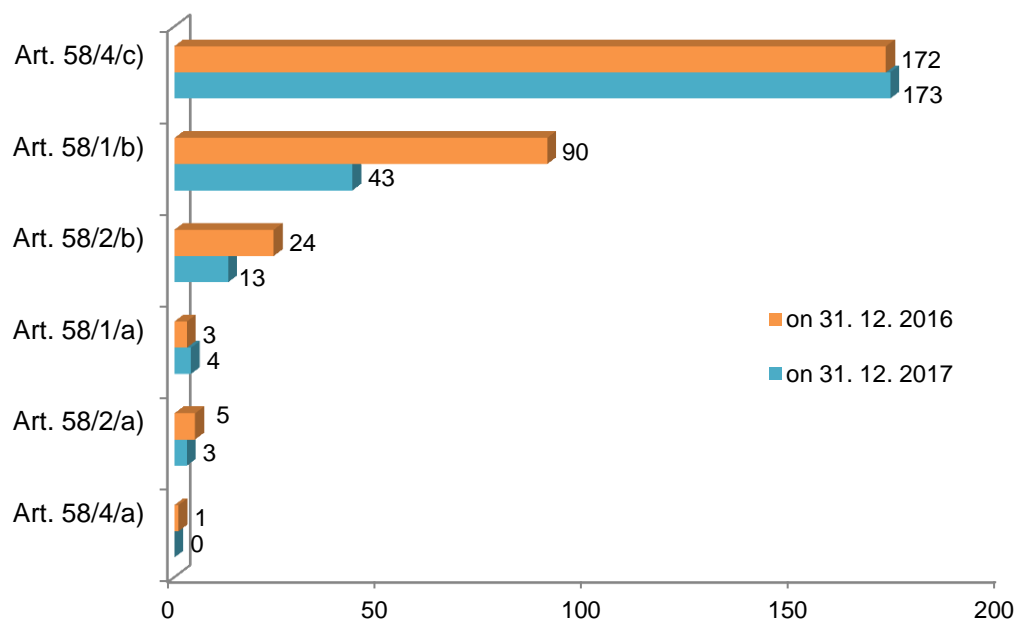
Temporary residence - most frequent purposes of temporary residence of third country nationals on 31. 12. 2016 and on 31. 12. 2017



Permanent residence of third country nationals on 31. 12. 2016 and on 31. 12. 2017



**Tolerated residence of third country nationals on 31. 12. 2016 and
on 31. 12. 2017 by purpose of residence**



Note:

Purposes for tolerated residence according the Act No. 404/2011 Coll. on Residence of Foreigners as amended:

Art. 58/1/a) – if there is an obstruction to his/her administrative expulsion as per Art. 81,

Art. 58/1/b) – if his/her exit is impossible and his/her detention is inefficient,

Art. 58/2/a) – a minor who is found on the SR territory,

Art. 58/2/b) – if required due to the respect for his/her personal and family life and does not pose a threat to the state safety or public order,

Art. 58/4/a) - provision of institutional care,

Art. 58/4/c) – evaluation of applications for the granting of tolerated residence, prison sentence execution, or period of imprisonment; this shall not apply, if the residence of a third country national on the Slovak Republic territory is authorized.

Number of residence permits granted to aliens in 2016 and 2017

Nationality type	2016	2017
Third country nationals	17 434	22 912
EU nationals	7 299	6 601
TOTAL	24 733	29 513

Note:

Granted residence permit – includes granted, renewed residence permits and validity extensions of residence permits within the period from 1 January until 31 December of respective year.

Number of valid residence permits granted to third country nationals in 2016 and 2017 by type of residence

Type of residence	2016	2017
Temporary residence	14 452	20 480
Permanent residence	2 244	2 282
Tolerated residence	738	150
TOTAL	17 434	22 912

Top 20 nationalities whom the residence permit was granted in 2017 – third country nationals

Nationality	2017			
	Total number of permits	Thereof:		
		Temporary	Permanent	Tolerated
Ukraine	8 036	7 455	548	33
Serbia	4 654	4 511	130	13
Russia	1 835	1 572	262	1
Viet Nam	1 473	1 371	98	4
Iran	885	865	20	-
Korean Republic	802	719	83	-
China (PRC)	615	481	134	-
Macedonia (FYROM)	381	316	61	4
Turkey	348	301	47	-
United States, USA	344	246	95	3
India	271	254	17	-
Syria	219	187	27	5
Thailand	219	189	29	1
Belarus	217	188	27	2
Kazakhstan	199	173	23	3
Bosnia and Herzegovina	181	157	18	6
Egypt	144	89	54	1
Brazil	134	115	19	-
Israel	116	107	9	-
Mexico	93	74	18	1
Other nationalities	1 746	1 110	563	73
TOTAL	22 912	20 480	2 282	150

Top 20 nationalities whom the residence permit was granted in 2016 – third country nationals

Nationality	2016			
	Total number of permits	Thereof:		
		Temporary	Permanent	Tolerated
Ukraine	5 808	5 315	466	27
Serbia	2 362	2 248	92	22
Russia	1 702	1 492	201	9
Korean Republic	839	746	93	-
Iran	741	726	15	-
China (PRC)	602	481	121	-
Viet Nam	596	501	85	10
Syria	553	174	8	371
Turkey	399	359	38	2
Macedonia (FYROM)	325	260	62	3
United States, USA	302	219	77	6
Somalia	206	2	2	202
Iraq	196	41	154	1
Thailand	165	140	23	2
Belarus	163	131	31	1
India	160	131	28	1
Mexico	151	118	33	-
Kazakhstan	148	134	12	2
Brazil	104	73	31	-
Egypt	97	62	33	2
Other nationalities	1 815	1 099	639	77
TOTAL	17 434	14 452	2 244	738

1.3 Visas

Visa applications and visas granted by Embassies of the SR by visa type and nationality of applicants in 2017 – TOP 20

2017								
Nationality	Total	Visa applications			Total	Granted visas		
		A type visa	C type visa	D type visa		A type visa	C type visa	D type visa
Ukraine	16 551	-	16 230	321	16 392	-	16 077	315
Russia	12 311	-	12 114	197	12 246	-	12 051	195
Belarus	4 199	-	4 181	18	4 196	-	4 178	18
China (PRC)	2 060	-	1 899	161	1 950	-	1 790	160
Turkey	1 645	-	1 495	150	1 592	-	1 446	146
Viet Nam	1 343	-	334	1 009	1 330	-	327	1 003
India	821	-	656	165	745	-	586	159
Kuwait	816	-	812	4	815	-	811	4
Iran	582	-	317	265	477	-	218	259
Kazakhstan	506	-	464	42	504	-	459	45
Lebanon	452	-	451	1	435	-	434	1
Egypt	430	-	383	47	360	-	313	47
Kenya	361	-	344	17	328	-	315	13
Thailand	273	-	191	82	273	-	191	82
Indonesia	262	-	248	14	260	-	246	14
South Africa	220	-	218	2	220	-	218	2
Kosovo	212	-	202	10	148	-	139	9
Uzbekistan	155	-	140	15	140	-	126	14
Philippines	116	-	74	42	113	-	71	42
Cuba	97	-	80	17	97	-	80	17
Other nationalities	1 195	-	859	336	1 022	-	702	320
TOTAL	44 607	0	41 692	2 915	43 643	0	40 778	2 865

Data submitted by NVIS MFA

Visa applications and visas granted by Embassies of the SR by visa type and nationality of applicants in 2016 – TOP 20

2016								
Nationality	Total	Visa applications			Total	Granted visas		
		A type visa	C type visa	D type visa		A type visa	C type visa	D type visa
Ukraine	39 192	-	38 478	714	38 217	-	37 512	705
Russia	10 015	-	9 787	228	9 905	-	9 677	228
Belarus	5 400	-	5 398	2	5 395	-	5 393	2
China (PRC)	2 320	-	2 144	176	2 217	-	2 041	176
Turkey	1 105	-	933	172	1 075	-	904	171
Kuwait	1 083	-	1 076	7	1 070	-	1 063	7
India	798	-	665	133	727	-	612	115
Viet Nam	562	-	291	271	560	-	288	272
Iran	529	-	355	174	413	-	242	171
Egypt	490	-	468	22	458	-	436	22
Kazakhstan	425	-	379	46	415	-	371	44
Kosovo	374	-	365	9	333	-	324	9
Kenya	302	-	295	7	291	-	284	7
South Africa	299	-	297	2	298	-	296	2
Uzbekistan	263	-	248	15	224	-	209	15
Indonesia	240	-	226	14	238	-	224	14
Thailand	199	-	129	70	196	-	127	69
Lebanon	119	-	115	4	109	-	105	4
Somalia	112	-	-	112	164	-	-	164
Syria	101	-	41	60	89	-	32	57
Other nationalities	1 059	-	779	280	962	-	689	273
TOTAL	64 987	0	62 469	2 518	63 356	0	60 829	2 527

Data submitted by NVIS MFA

Number of national visas granted by Central Visa Authority Department of Bureau of Border and Alien Police in 2017

Nationality	2017	
	National visas applications	Granted national visas
United States, USA	6	6
Canada	2	2
Syria	1	1
TOTAL	9	9

Note:

National visas are granted by Central Visa Authority Department of Bureau of Border and Alien Police since 01. 05. 2017 according the Act on stay of aliens: Art. 15/1/d).

Security checks related to visa applications requested by MFA SR in 2016 and 2017

Month	2016				2017			
	Total	CVAD opinion			Total	CVAD opinion		
		approving	disapproving	binding		approving	disapproving	binding
January	3 690	3 683	7	-	4 124	4 117	7	-
February	4 442	4 435	7	-	4 293	4 282	11	-
March	4 653	4 649	4	-	5 602	5 585	17	-
April	5 984	5 973	11	-	4 796	4 789	7	-
May	5 974	5 969	5	-	5 014	5 006	8	-
June	7 537	7 523	14	-	4 811	4 797	14	-
July	6 448	6 442	6	-	3 421	3 411	9	1
August	6 388	6 379	9	-	3 000	2 985	15	-
September	4 562	4 548	14	-	2 371	2 342	29	-
October	4 446	4 429	17	-	2 646	2 638	8	-
November	4 798	4 793	5	-	2 680	2 657	23	-
December	7 332	7 320	12	-	2 646	2 643	2	1
TOTAL	66 254	66 143	111	0	45 404	45 252	150	2

Security checks related to visa applications requested by embassies of other EU member states in 2016 and 2017

Month	2016			2017		
	Total	CVAD opinion		Total	CVAD opinion	
		approving	disapproving		approving	disapproving
January	45 451	45 439	12	54 783	54 770	13
February	59 770	59 758	12	59 602	59 583	19
March	60 208	60 190	18	65 510	65 497	13
April	66 213	66 202	11	64 376	64 367	9
May	82 375	82 360	15	87 165	87 159	6
June	88 540	88 526	14	83 170	83 162	8
July	81 354	81 344	10	88 659	88 645	14
August	88 066	88 054	12	96 320	96 301	19
September	62 554	62 537	17	64 568	64 557	11
October	64 246	64 241	5	72 599	72 592	7
November	63 724	63 711	13	69 186	69 171	15
December	48 467	48 458	9	91 793	91 771	22
TOTAL	810 968	810 820	148	897 731	897 575	156

Disapproving opinion of Central Visa Authority Department of Bureau of Border and Alien Police to the visa application according to the hit in Schengen information system for purpose of entry refusal by nationality of visa applicant in 2017

Nationality	Total	Thereof:	
		MFA	VIS
Nigeria	48	-	48
Iran	20	5	15
Pakistan	20	-	20
Iraq	11	-	11
Egypt	9	-	9
Libya	7	1	6
Ukraine	7	7	-
Morocco	5	-	5
Bangladesh	4	-	4
China (PRC)	4	4	-
Kosovo	4	4	-
Algeria	3	-	3
Turkey	3	3	-
Palestine	2	-	2
Russia	2	2	-
Syria	2	2	-
Afghanistan	1	-	1
Armenia	1	1	-
Azerbaijan	1	-	1
Serbia	1	1	-
Tajikistan	1	-	1
Taiwan	1	1	-
Tunisia	1	-	1
TOTAL	158	31	127

Note:

MFA – requests sent by embassies and general consulates of the SR

VIS – requests sent by other EU member states

Number of security checks of invitations requested by Alien Police Units of the Police Force in 2016 and 2017

Invitations		2016	2017
Official		1 215	896
Private		1 674	1 078
Total number of security checks		2 889	1 974
Thereof:	Total number of approved invitations	2 590	1 712
	Total number of disapproved invitations	299	262

Number of security checks of invitations requested by Alien Police Units of the Police Force in 2017 by nationality - TOP 10

Nationality	Total	Invitations	
		Official	Private
India	285	230	55
China (PRC)	256	182	74
Iran	199	91	108
Ukraine	166	24	142
Viet Nam	110	24	86
Russia	108	32	76
Egypt	105	57	48
Thailand	58	4	54
Turkey	48	11	37
Cuba	48	9	39
Other nationalities	591	232	359
TOTAL	1 974	896	1 078

Negative statement of Central Visa Authority Department of Bureau of Border and Alien Police to the invitation letter according to hit in Schengen information system for purpose of entry refusal by nationality and type of invitation in 2017

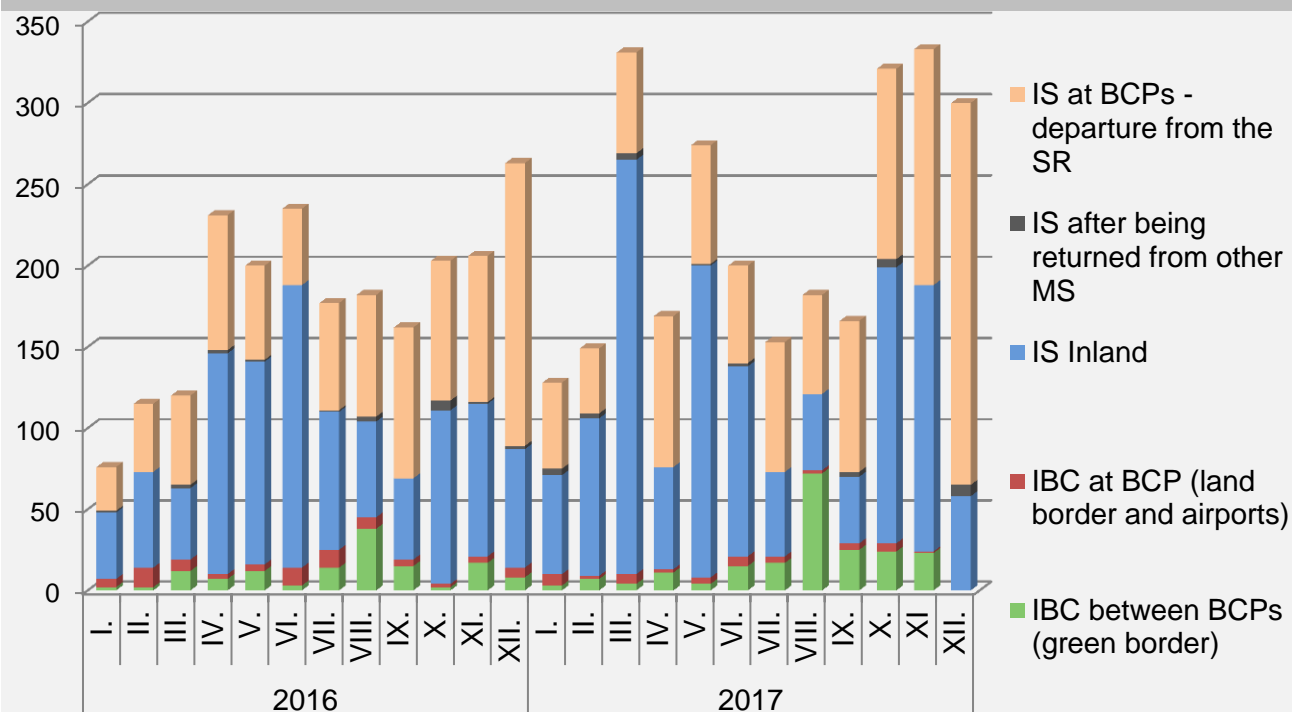
Nationality	Total	Thereof negative statement of CVAD:	
		Private	Official
---	0	-	-
TOTAL	0	0	0

2 ILLEGAL MIGRATION

Overview of illegal migration on the territory of the SR in 2016 and 2017

		2016			2017		
		Total	Thereof:		Total	Thereof:	
			to SR	from SR		to SR	from SR
IBC	External land border between BCPs	132	126	6	205	202	3
	External land border at BCPs	56	56	0	37	37	0
	External air border (at airports)	20	4	16	6	4	2
	TOTAL	208	186	22	248	243	5
IS	Inland	1 045	---	---	1 317	---	---
	Internal air border (at airports)	2			0		
	At BCPs – departure from the SR	896			1 112		
	Returned from other Member State	19			29		
	TOTAL	1 962			2 458		
TOTAL		2 170			2 706		

Development of individual indicators of illegal migration on the territory of the SR within the period from January 2016 to December 2017 by individual months



Overview of illegal migration on the territory of the SR disaggregated by detection and processing by individual DBAP and other authorities in 2017

	DETECTED			PROCESSED		
	Total	IBC	IS	Total	IBC	IS
DBAP Bratislava	711	4	707	814	5	809
DBAP B. Bystrica	209	-	209	315	-	315
DBAP Prešov	129	1	128	235	1	234
DBAP Sobrance	1 347	232	1 115	1 342	242	1 100
Other authority*	310	11	299	0	-	-
TOTAL	2 706	248	2 458	2 706	248	2 458

Overview of illegal migration on the territory of the SR disaggregated by detection and processing by individual DBAP and other authorities in 2016

	DETECTED			PROCESSED		
	Total	IBC	IS	Total	IBC	IS
DBAP Bratislava	408	2	406	748	3	745
DBAP B. Bystrica	137	-	137	147	-	147
DBAP Prešov	111	13	98	193	17	176
DBAP Sobrance	1 079	182	897	1 082	188	894
Other authority*	435	11	424	0	-	-
TOTAL	2 170	208	1 962	2 170	208	1 962

* e. g. Customs Criminal Office, Uniformed Police, Railway Police, Authority of other country

Note:

„Authority of detection“ means unit that performed primordial check of alien in the territory of SR, detected violation of the law and handed the case over to competent unit of BBAP for further procession, respectively, the violation of the law was detected by other foreign authority.

Illegal migration on the territory of the SR in 2017 by nationality

Nationality	Illegal migration in total	IBC			IS			
		Land border:		Airports	Inland	On internal borders at Airports	at BCPs - departing from the SR	Returned from other MS
		between BCPs	at BCPs					
Ukraine	1 786	8	27	-	684	-	1 064	3
Serbia	227	-	-	-	221	-	4	2
Viet Nam	160	127	-	-	32	-	-	1
Iraq	108	1	-	-	107	-	-	-
Afghanistan	34	2	-	-	26	-	-	6
Republic of Moldova	32	1	-	-	2	-	29	-
Syria	31	9	-	-	22	-	-	-
Russia	28	7	-	-	11	-	6	4
Turkey	28	5	7	1	12	-	1	2
Iran	23	-	-	1	20	-	-	2
India	20	17	-	-	3	-	-	-
Bosnia and Herzegovina	16	-	-	-	16	-	-	-
Macedonia (FYROM)	16	-	-	1	14	-	1	-
China (PRC)	14	-	-	-	10	-	1	3
Pakistan	14	-	-	-	12	-	-	2
Hungary	12	-	1	-	10	-	1	-
Taiwan	11	-	-	-	11	-	-	-
Georgia	9	6	-	-	2	-	1	-
Bangladesh	8	2	-	-	6	-	-	-
Nigeria	8	-	-	-	7	-	-	1
Libya	7	3	-	-	4	-	-	-
Canada	6	-	-	-	6	-	-	-
Morocco	6	1	-	-	4	-	1	-
Sri Lanka	6	-	-	-	5	-	-	1
Belarus	5	-	-	-	5	-	-	-
Brazil	5	-	-	-	4	-	1	-
Korean Republic	5	-	-	-	5	-	-	-
Unknown nationality	5	-	-	1	4	-	-	-
Albania	4	-	-	2	1	-	1	-
Algeria	4	-	-	-	4	-	-	-
Armenia	4	3	-	-	1	-	-	-
Egypt	4	-	-	-	4	-	-	-
Israel	4	-	-	-	3	-	-	1
Poland	4	2	-	-	2	-	-	-
United States, USA	4	1	-	-	3	-	-	-
Stateless	3	1	-	-	2	-	-	-
Czech Republic	3	3	-	-	-	-	-	-
Guinea	3	2	-	-	1	-	-	-
Cuba	3	-	2	-	1	-	-	-
Mexico	3	-	-	-	3	-	-	-
Mongolia	3	2	-	-	1	-	-	-



continued overleaf



continued from previous page (2017)

Nationality	Illegal migration in total	IBC			IS			
		Land border:		Airports	Inland	On internal borders at Airports	at BCPs - departing from the SR	Returned from other MS
		between BCPs	at BCPs					
Azerbaijan	2	1	-	-	1	-	-	-
Ethiopia	2	-	-	-	1	-	-	1
Cameroon	2	-	-	-	2	-	-	-
Tunisia	2	-	-	-	2	-	-	-
Australia	1	-	-	-	1	-	-	-
Bahamas	1	-	-	-	1	-	-	-
Bolivia	1	-	-	-	1	-	-	-
Bulgaria	1	-	-	-	1	-	-	-
Ecuador	1	-	-	-	1	-	-	-
Philippines	1	-	-	-	1	-	-	-
Indonesia	1	-	-	-	1	-	-	-
Colombia	1	-	-	-	1	-	-	-
Latvia	1	-	-	-	1	-	-	-
Mali	1	-	-	-	1	-	-	-
Germany	1	-	-	-	1	-	-	-
New Zealand	1	-	-	-	1	-	-	-
Kosovo	1	-	-	-	1	-	-	-
Palestine	1	1	-	-	-	-	-	-
Peru	1	-	-	-	1	-	-	-
Romania	1	-	-	-	1	-	-	-
Senegal	1	-	-	-	1	-	-	-
Sierra Leone	1	-	-	-	1	-	-	-
United Arab Emirates	1	-	-	-	1	-	-	-
Tajikistan	1	-	-	-	-	-	1	-
Thailand	1	-	-	-	1	-	-	-
Venezuela	1	-	-	-	1	-	-	-
TOTAL	2 706	205	37	6	1 317	0	1 112	29

Illegal migration on the territory of the SR in 2016 by nationality

Nationality	Illegal migration in total	IBC			IS			
		Land border:		Airports	Inland	On internal borders at Airports	at BCPs - departing from the SR	Returned from other MS
		between BCPs	at BCPs					
Ukraine	1 234	19	51	17	281	-	863	3
Iraq	145	7	-	-	138	-	-	-
Serbia	123	-	-	-	121	-	-	2
Afghanistan	114	-	-	-	113	-	1	-
Syria	82	6	1	1	73	-	1	-
Viet Nam	62	47	-	-	15	-	-	-
Russia	44	13	-	-	27	-	2	2
Pakistan	26	-	-	-	26	-	-	-
Republic of Moldova	23	3	1	-	-	-	19	-
Turkey	22	7	3	-	11	-	-	1
Georgia	21	18	-	-	1	-	1	1
Macedonia (FYROM)	20	-	-	-	19	-	1	-
India	16	-	-	-	16	-	-	-
Kuwait	16	-	-	-	14	-	2	-
Iran	14	1	-	-	11	-	-	2
Algeria	10	-	-	-	10	-	-	-
Korean Republic	10	-	-	-	10	-	-	-
Hungary	10	-	-	-	9	-	1	-
Albania	9	-	-	1	7	-	1	-
Nigeria	9	-	-	-	5	2	1	1
Bosnia and Herzegovina	8	-	-	-	8	-	-	-
Palestine	8	-	-	-	8	-	-	-
Somalia	8	-	-	-	8	-	-	-
Israel	7	-	-	-	7	-	-	-
Canada	6	-	-	-	6	-	-	-
Morocco	6	-	-	-	4	-	-	2
Romania	6	-	-	-	6	-	-	-
Belarus	5	-	-	-	3	-	2	-
Brazil	5	-	-	-	5	-	-	-
China (PRC)	5	-	-	-	5	-	-	-
Kosovo	5	-	-	-	3	-	-	2
Senegal	5	-	-	-	5	-	-	-
United States, USA	5	-	-	-	5	-	-	-
Sri Lanka	5	3	-	-	2	-	-	-
Thailand	5	-	-	-	5	-	-	-
Armenia	4	2	-	-	2	-	-	-
Libya	4	-	-	-	4	-	-	-
Mexico	4	-	-	-	4	-	-	-



continued overleaf



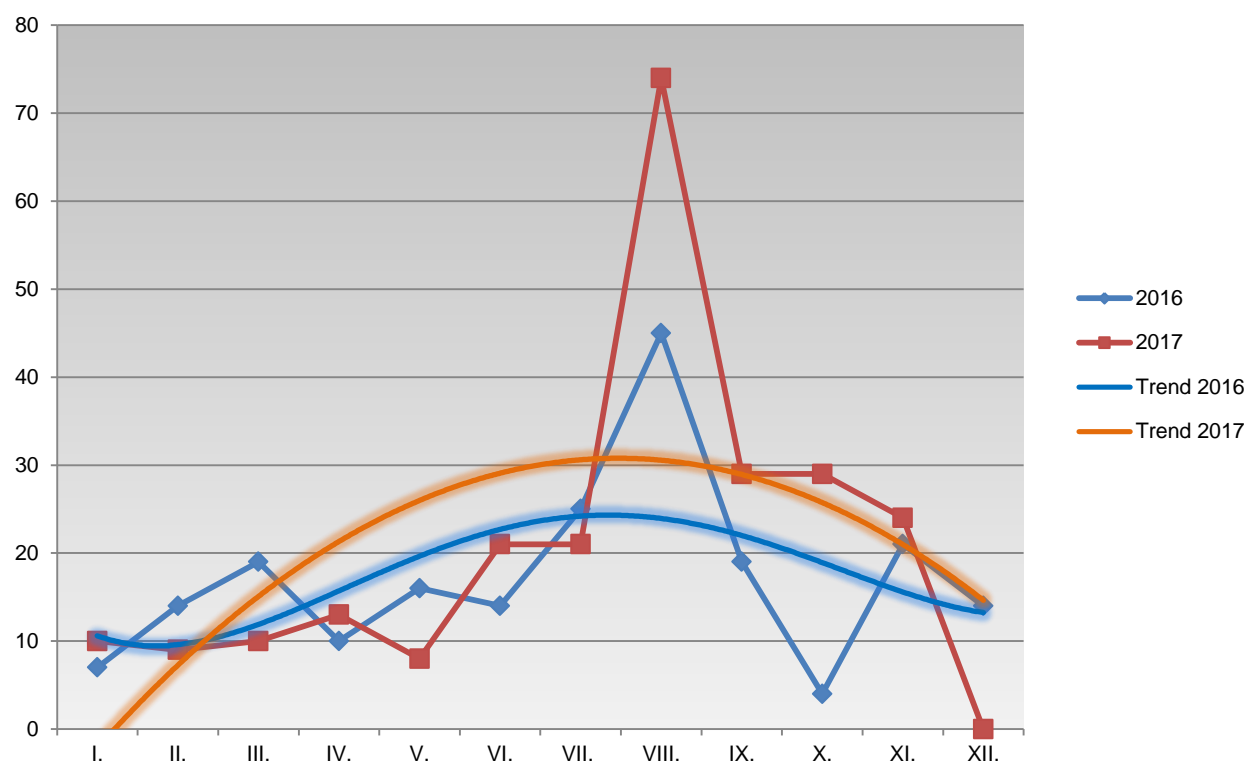
continued from previous page (2016)

Nationality	Illegal migration in total	IBC			IS			
		Land border:		Airports	Inland	On internal borders at Airports	at BCPs - departing from the SR	Returned from other MS
		between BCPs	at BCPs					
Azerbaijan	3	2	-	-	-	-	-	1
Stateless	3	-	-	-	3	-	-	-
Montenegro	3	-	-	-	3	-	-	-
Guinea	3	-	-	-	3	-	-	-
Kazakhstan	3	1	-	-	2	-	-	-
Democratic Republic of the Congo	3	-	-	1	2	-	-	-
Cuba	3	-	-	-	3	-	-	-
Nepal	3	-	-	-	3	-	-	-
Peru	3	-	-	-	3	-	-	-
Bangladesh	2	-	-	-	2	-	-	-
Bulgaria	2	-	-	-	2	-	-	-
Burundi	2	-	-	-	-	-	-	2
Czech Republic	2	2	-	-	-	-	-	-
Egypt	2	-	-	-	2	-	-	-
Italy	2	-	-	-	2	-	-	-
Tunisia	2	-	-	-	2	-	-	-
Venezuela	2	-	-	-	2	-	-	-
Philippines	1	-	-	-	1	-	-	-
Ghana	1	-	-	-	1	-	-	-
Netherlands	1	1	-	-	-	-	-	-
Japan	1	-	-	-	-	-	1	-
Yemen	1	-	-	-	1	-	-	-
Kenya	1	-	-	-	1	-	-	-
Kyrgyzstan	1	-	-	-	1	-	-	-
Lebanon	1	-	-	-	1	-	-	-
Liberia	1	-	-	-	1	-	-	-
Lithuania	1	-	-	-	1	-	-	-
Mozambique	1	-	-	-	1	-	-	-
Unknown nationality	1	-	-	-	1	-	-	-
Poland	1	-	-	-	1	-	-	-
Sudan	1	-	-	-	1	-	-	-
Taiwan	1	-	-	-	1	-	-	-
Uzbekistan	1	-	-	-	1	-	-	-
TOTAL	2 170	132	56	20	1 045	2	896	19

2.1 Illegal Crossings of State Border of the Slovak Republic

Overview of IBC by individual months in: 2016 and 2017

	Total	I.	II.	III.	IV.	V.	VI.	VII.	VIII.	IX.	X.	XI.	XII.
2016	208	7	14	19	10	16	14	25	45	19	4	21	14
2017	248	10	9	10	13	8	21	21	74	29	29	24	0



IBC in 2017 disaggregated by place and direction of crossing

Nationality	IBC			Thereof:					
				Land border between BCPs		Land border at BCPs		Airports (non-Schengen flights)	
	Total	Thereof:		to SR	from SR	to SR	from SR	to SR	from SR
		to SR	from SR						
Viet Nam	127	127	-	127	-	-	-	-	-
Ukraine	35	35	-	8	-	27	-	-	-
India	17	17	-	17	-	-	-	-	-
Turkey	13	13	-	5	-	7	-	1	-
Syria	9	9	-	9	-	-	-	-	-
Russia	7	7	-	7	-	-	-	-	-
Georgia	6	6	-	6	-	-	-	-	-
Armenia	3	3	-	3	-	-	-	-	-
Czech Republic	3	1	2	1	2	-	-	-	-
Libya	3	3	-	3	-	-	-	-	-
Afghanistan	2	2	-	2	-	-	-	-	-
Albania	2	1	1	-	-	-	-	1	1
Bangladesh	2	2	-	2	-	-	-	-	-
Guinea	2	2	-	2	-	-	-	-	-
Cuba	2	2	-	-	-	2	-	-	-
Mongolia	2	2	-	2	-	-	-	-	-
Poland	2	1	1	1	1	-	-	-	-
Azerbaijan	1	1	-	1	-	-	-	-	-
Stateless	1	1	-	1	-	-	-	-	-
Iraq	1	1	-	1	-	-	-	-	-
Iran	1	-	1	-	-	-	-	-	1
Macedonia (FYROM)	1	1	-	-	-	-	-	1	-
Hungary	1	1	-	-	-	1	-	-	-
Morocco	1	1	-	1	-	-	-	-	-
Republic of Moldova	1	1	-	1	-	-	-	-	-
Unknown nationality	1	1	-	-	-	-	-	1	-
Palestine	1	1	-	1	-	-	-	-	-
United States, USA	1	1	-	1	-	-	-	-	-
TOTAL	248	243	5	202	3	37	0	4	2

IBC in 2016 disaggregated by place and direction of crossing

Nationality	IBC			Thereof:					
				Land border between BCPs		Land border at BCPs		Airports (non-Schengen flights)	
	Total	Thereof:		to SR	from SR	to SR	from SR	to SR	from SR
		to SR	from SR						
Ukraine	87	72	15	19	-	51	-	2	15
Viet Nam	47	47	-	47	-	-	-	-	-
Georgia	18	18	-	18	-	-	-	-	-
Russia	13	10	3	10	3	-	-	-	-
Turkey	10	10	-	7	-	3	-	-	-
Syria	8	8	-	6	-	1	-	1	-
Iraq	7	7	-	7	-	-	-	-	-
Republic of Moldova	4	3	1	2	1	1	-	-	-
Sri Lanka	3	3	-	3	-	-	-	-	-
Armenia	2	2	-	2	-	-	-	-	-
Azerbaijan	2	2	-	2	-	-	-	-	-
Czech Republic	2	-	2	-	2	-	-	-	-
Albania	1	-	1	-	-	-	-	-	1
Netherlands	1	1	-	1	-	-	-	-	-
Iran	1	1	-	1	-	-	-	-	-
Kazakhstan	1	1	-	1	-	-	-	-	-
Democratic Republic of the Congo	1	1	-	-	-	-	-	1	-
TOTAL	208	186	22	126	6	56	0	4	16

IBC in 2017 disaggregated by place and modus operandi of crossing

			Number of migrants
LAND BORDER	between BCPs	on foot without own travel document	161
		on foot with own travel document	33
		illegal entry into the Slovak Republic by air transport - with own travel document	10
		unintentional border crossing with own travel document	1
		Total	205
	at BCPs	counterfeit/forged travel document	25
		counterfeit/forged visa, residence permit	3
		person attempting to avoid border check	-
		person on whom an alert has been issued in national registry for purposes of entry refusal	8
		asylum applicant at the BCP entering the territory of the SR with own genuine travel document	-
		obstructing the execution of an official decision	1
		Total	37
	AIRPOCRS	travel document of other person (impostor) / fraudulently obtained document	1
counterfeit/forged travel document		3	
counterfeit/forged visa, residence permit		1	
person attempting to avoid border check		1	
Total		6	
TOTAL			248

IBC in 2016 disaggregated by place and modus operandi of crossing

			Number of migrants
LAND BORDER	between BCPs	on foot without own travel document	93
		on foot with own travel document	38
		on foot with forged/counterfeit document	1
		Total	132
	at BCPs	counterfeit/forged travel document	47
		counterfeit/forged visa, residence permit	3
		person attempting to avoid border check	1
		person on whom an alert has been issued in national registry for purposes of entry refusal	2
		asylum applicant at the BCP entering the territory of the SR with own genuine travel document	3
		Total	56
	AIRPOCRS	travel document of other person (impostor) / fraudulently obtained document	10
counterfeit/forged travel document		9	
counterfeit/forged visa, residence permit		-	
asylum applicant at the BCP entering the territory of the SR with own genuine travel document		1	
Total		20	
TOTAL			208

IBC at land border between BCPs in 2017 disaggregated by processing authority

Nationality	Total	BCU PF									
		Zboj	Topoľa	Ulič	Ubl'a	Podhorod'	Petrovce	Vyšné Nemecké	Maťovské Vojkovce	Veľké Slemence	Čierna nad Tisou
Viet Nam	127	-	14	-	3	48	25	37	-	-	-
India	17	-	1	-	2	4	10	-	-	-	-
Syria	9	1	-	-	4	-	-	2	2	-	-
Ukraine	8	-	1	2	-	1	1	1	1	-	1
Russia	7	-	-	5	2	-	-	-	-	-	-
Georgia	6	-	-	-	2	-	2	2	-	-	-
Turkey	5	-	-	2	-	-	-	2	-	1	-
Armenia	3	-	-	-	-	-	-	3	-	-	-
Czech Republic	3	-	-	-	-	-	-	2	1	-	-
Libya	3	-	-	-	-	-	-	2	1	-	-
Afghanistan	2	-	1	-	1	-	-	-	-	-	-
Bangladesh	2	-	-	-	-	2	-	-	-	-	-
Guinea	2	2	-	-	-	-	-	-	-	-	-
Mongolia	2	-	-	-	-	-	-	2	-	-	-
Poland	2	-	-	-	-	-	-	1	-	1	-
Azerbaijan	1	-	-	-	-	-	-	1	-	-	-
Stateless	1	-	-	1	-	-	-	-	-	-	-
Iraq	1	1	-	-	-	-	-	-	-	-	-
Morocco	1	-	-	-	-	-	-	-	1	-	-
Republic of Moldova	1	-	-	-	-	-	-	-	-	1	-
Palestine	1	-	-	-	-	-	-	1	-	-	-
United States, USA	1	-	-	-	-	-	-	-	1	-	-
TOTAL	205	4	17	10	14	55	38	56	7	3	1

IBC at land border between BCPs in 2016 disaggregated by processing authority

Nationality	Total	BCU PF									
		Zboj	Topoľa	Ulič	Ubl'a	Podhorod'	Petrovce	Vyšné Nemecké	Mat'ovské Vojkovce	Veľké Slemence	Čierna nad Tisou
Viet Nam	47	-	-	-	4	37	6	-	-	-	-
Ukraine	19	3	-	3	3	1	2	4	-	-	3
Georgia	18	-	-	3	7	-	4	1	1	-	2
Russia	13	-	-	-	3	1	5	4	-	-	-
Iraq	7	1	-	-	-	6	-	-	-	-	-
Turkey	7	-	-	-	-	1	1	5	-	-	-
Syria	6	2	-	-	-	1	-	3	-	-	-
Republic of Moldova	3	-	-	-	1	1	-	1	-	-	-
Sri Lanka	3	3	-	-	-	-	-	-	-	-	-
Armenia	2	-	-	-	2	-	-	-	-	-	-
Azerbaijan	2	-	2	-	-	-	-	-	-	-	-
Czech Republic	2	1	-	-	-	-	-	1	-	-	-
Netherlands	1	-	-	-	-	-	-	1	-	-	-
Iran	1	-	-	-	1	-	-	-	-	-	-
Kazakhstan	1	-	-	-	-	-	-	-	-	-	1
TOTAL	132	10	2	6	21	48	18	20	1	0	6

IBC at BCPs in 2017 disaggregated by individual BCU PF

Nationality	Total	BCU PF								
		Ubl'a	Vyšné Nemecké	Maťovské Vojkovce	Veľké Slemence	Čierna nad Tisou	Bratislava Airport	Poprad Airport	Košice Airport	small airports
Ukraine	27	4	23	-	-	-	-	-	-	-
Turkey	8	-	2	-	-	5	1	-	-	-
Albania	2	-	-	-	-	-	2	-	-	-
Cuba	2	-	-	-	-	2	-	-	-	-
Iran	1	-	-	-	-	-	1	-	-	-
Macedonia (FYROM)	1	-	-	-	-	-	1	-	-	-
Hungary	1	-	1	-	-	-	-	-	-	-
Unknown nationality	1	-	-	-	-	-	-	-	1	-
TOTAL	43	4	26	0	0	7	5	0	1	0

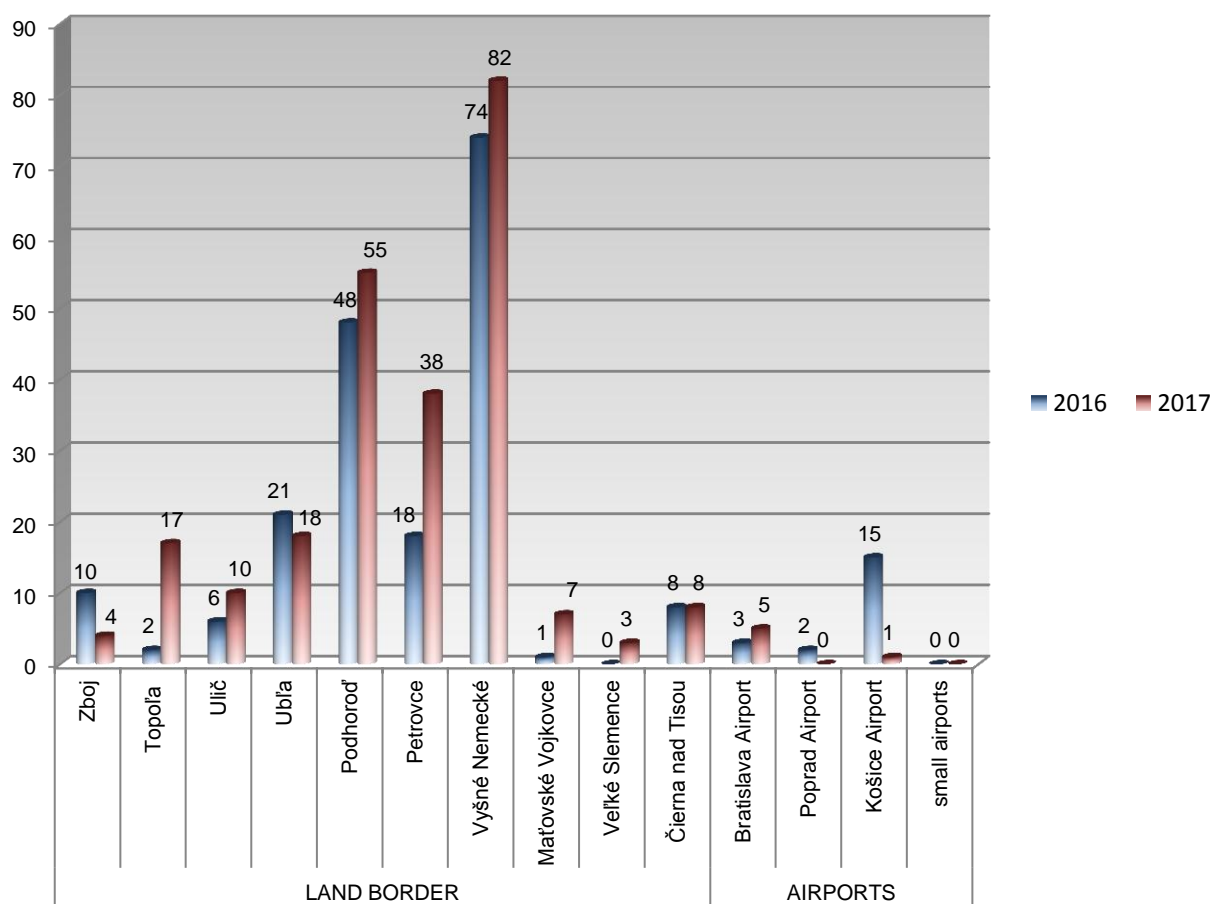
IBC at BCPs in 2016 disaggregated by individual BCU PF

Nationality	Total	BCU PF								
		Ubl'a	Vyšné Nemecké	Maťovské Vojkovce	Veľké Slemence	Čierna nad Tisou	Bratislava Airport	Poprad Airport	Košice Airport	small airports
Ukraine	68	-	51	-	-	-	1	2	14	-
Turkey	3	-	1	-	-	2	-	-	-	-
Syria	2	-	1	-	-	-	-	-	1	-
Albania	1	-	-	-	-	-	1	-	-	-
Democratic Republic of the Congo	1	-	-	-	-	-	1	-	-	-
Republic of Moldova	1	-	1	-	-	-	-	-	-	-
TOTAL	76	0	54	0	0	2	3	2	15	0

Overview of IBC by processing of cases by individual units in 2016 and 2017

Units	2016	2017
BCU PF Zboj	10	4
BCU PF Topoľa	2	17
BCU PF Ulič	6	10
BCU PF Ubľa	21	18
BCU PF Podhorod'	48	55
BCU PF Petrovce	18	38
BCU PF Vyšné Nemecké	74	82
BCU PF Maťovské Vojkovce	1	7
BCU PF Veľké Slemence	-	3
BCU PF Čierna nad Tisou	8	8
BCU PF Bratislava Airport	3	5
BCU PF Poprad Airport	2	-
BCU PF Košice Airport	15	1
small airports	-	-
TOTAL	208	248

Overview of IBC by processing of cases by individual units in 2016 and 2017



IBC in 2017 disaggregated by nationality, sex and age

Nationality	IBC in total	Total	MALE				Total	FEMALE			
			0-13	14-17	18-34	35+		0-13	14-17	18-34	35+
Viet Nam	127	99	-	-	91	8	28	-	-	26	2
Ukraine	35	26	-	-	11	15	9	-	-	4	5
India	17	17	-	-	14	3	-	-	-	-	-
Turkey	13	13	-	-	8	5	-	-	-	-	-
Syria	9	9	-	1	6	2	-	-	-	-	-
Russia	7	5	-	-	2	3	2	-	-	-	2
Georgia	6	6	-	-	2	4	-	-	-	-	-
Armenia	3	3	1	1	-	1	-	-	-	-	-
Czech Republic	3	3	-	-	3	-	-	-	-	-	-
Libya	3	3	-	-	2	1	-	-	-	-	-
Afghanistan	2	2	-	-	2	-	-	-	-	-	-
Albania	2	2	-	-	2	-	-	-	-	-	-
Bangladesh	2	2	-	-	2	-	-	-	-	-	-
Guinea	2	2	-	-	2	-	-	-	-	-	-
Cuba	2	2	-	-	-	2	-	-	-	-	-
Mongolia	2	2	-	-	2	-	-	-	-	-	-
Poland	2	2	-	-	1	1	-	-	-	-	-
Azerbaijan	1	1	-	-	-	1	-	-	-	-	-
Stateless	1	1	-	-	-	1	-	-	-	-	-
Iraq	1	1	-	-	1	-	-	-	-	-	-
Iran	1	1	-	-	-	1	-	-	-	-	-
Macedonia (FYROM)	1	1	-	-	-	1	-	-	-	-	-
Hungary	1	1	-	-	1	-	-	-	-	-	-
Morocco	1	1	-	-	1	-	-	-	-	-	-
Republic of Moldova	1	1	-	-	-	1	-	-	-	-	-
Unknown nationality	1	1	-	-	-	1	-	-	-	-	-
Palestine	1	1	-	-	1	-	-	-	-	-	-
United States, USA	1	-	-	-	-	-	1	-	-	1	-
TOTAL	248	208	1	2	154	51	40	0	0	31	9

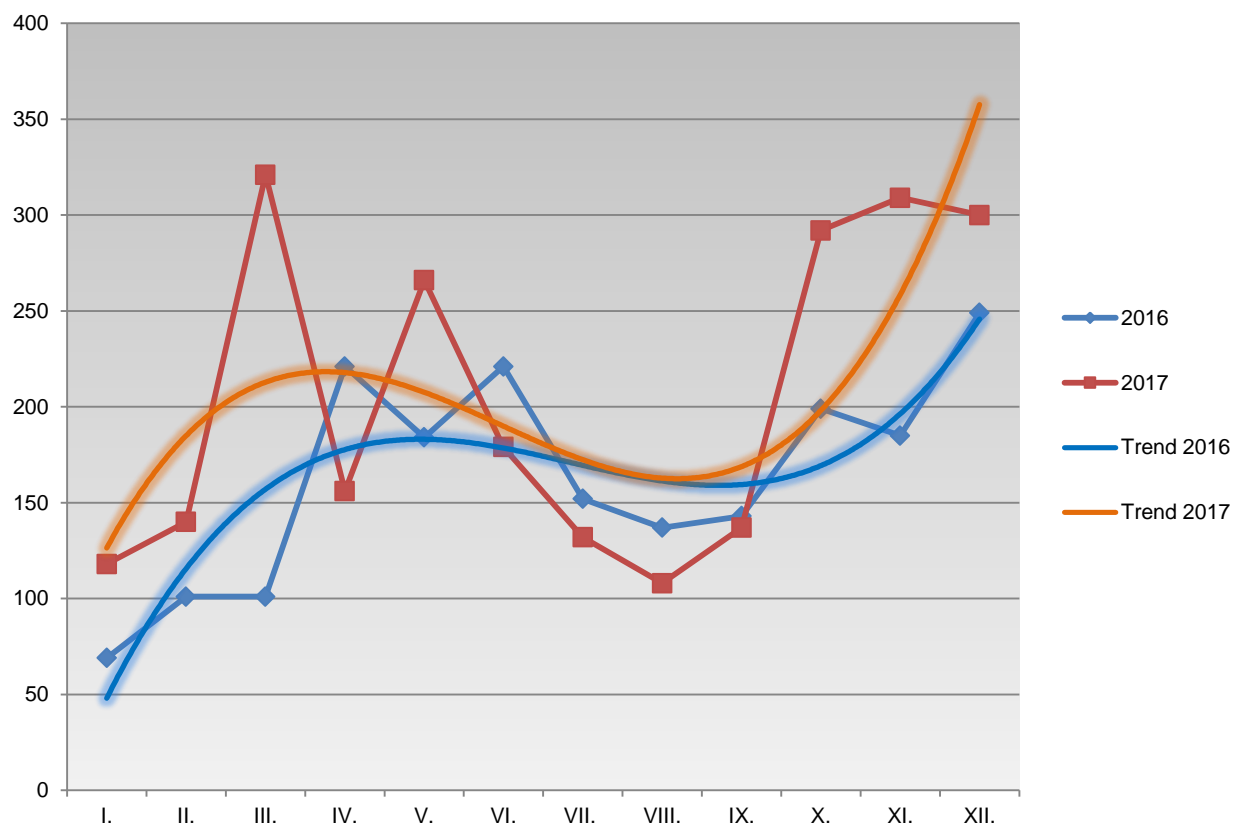
IBC in 2016 disaggregated by nationality, sex and age

Nationality	IBC in total	Total	MALE				Total	FEMALE			
			0-13	14-17	18-34	35+		0-13	14-17	18-34	35+
Ukraine	87	64	-	1	38	25	23	-	-	11	12
Viet Nam	47	38	-	-	33	5	9	-	-	9	-
Georgia	18	18	-	-	12	6	-	-	-	-	-
Russia	13	11	-	-	8	3	2	-	-	2	-
Turkey	10	8	-	-	6	2	2	1	-	1	-
Syria	8	8	-	-	7	1	-	-	-	-	-
Iraq	7	5	-	-	5	-	2	-	1	-	1
Republic of Moldova	4	4	-	-	2	2	-	-	-	-	-
Sri Lanka	3	3	-	-	2	1	-	-	-	-	-
Armenia	2	2	-	-	2	-	-	-	-	-	-
Azerbaijan	2	2	-	-	2	-	-	-	-	-	-
Czech Republic	2	2	-	-	2	-	-	-	-	-	-
Albania	1	1	-	-	1	-	-	-	-	-	-
Netherlands	1	1	-	-	-	1	-	-	-	-	-
Iran	1	1	-	-	1	-	-	-	-	-	-
Kazakhstan	1	1	-	-	-	1	-	-	-	-	-
Democratic Republic of the Congo	1	-	-	-	-	-	1	-	-	1	-
TOTAL	208	169	0	1	121	47	39	1	1	24	13

2.2 Illegal stay on the territory of the Slovak Republic

Overview of IS by individual months in: 2016 and 2017

	Total	I.	II.	III.	IV.	V.	VI.	VII.	VIII.	IX.	X.	XI.	XII.
2016	1 962	69	101	101	221	184	221	152	137	143	199	185	249
2017	2 458	118	140	321	156	266	179	132	108	137	292	309	300



IS in 2017 disaggregated by nationality, place of detection and previous entry to the SR

Nationality	IS in total	Inland			On internal borders at Airports	at BCPs - departing from the SR		Returned from other MS
		legal entry	illegal entry	unknown entry		at land border	at Airports	
Ukraine	1 751	604	80	-	-	1 057	7	3
Serbia	227	207	14	-	-	1	3	2
Iraq	107	9	98	-	-	-	-	-
Viet Nam	33	11	21	-	-	-	-	1
Afghanistan	32	1	25	-	-	-	-	6
Republic of Moldova	31	-	2	-	-	29	-	-
Iran	22	8	12	-	-	-	-	2
Syria	22	5	17	-	-	-	-	-
Russia	21	8	3	-	-	2	4	4
Bosnia and Herzegovina	16	16	-	-	-	-	-	-
Macedonia (FYROM)	15	13	1	-	-	-	1	-
Turkey	15	8	4	-	-	-	1	2
China (PRC)	14	8	2	-	-	-	1	3
Pakistan	14	1	11	-	-	-	-	2
Hungary	11	10	-	-	-	1	-	-
Taiwan	11	11	-	-	-	-	-	-
Nigeria	8	4	3	-	-	-	-	1
Bangladesh	6	-	6	-	-	-	-	-
Canada	6	6	-	-	-	-	-	-
Sri Lanka	6	-	5	-	-	-	-	1
Belarus	5	5	-	-	-	-	-	-
Brazil	5	4	-	-	-	-	1	-
Korean Republic	5	5	-	-	-	-	-	-
Morocco	5	-	4	-	-	1	-	-
Algeria	4	-	4	-	-	-	-	-
Egypt	4	4	-	-	-	-	-	-
Israel	4	3	-	-	-	-	-	1
Libya	4	4	-	-	-	-	-	-
Unknown nationality	4	-	3	1	-	-	-	-
Georgia	3	2	-	-	-	1	-	-
India	3	-	3	-	-	-	-	-
Mexico	3	1	2	-	-	-	-	-
United States, USA	3	3	-	-	-	-	-	-
Albania	2	1	-	-	-	-	1	-
Stateless	2	-	2	-	-	-	-	-
Ethiopia	2	-	1	-	-	-	-	1
Cameroon	2	-	2	-	-	-	-	-
Poland	2	1	1	-	-	-	-	-
Tunisia	2	1	1	-	-	-	-	-
Armenia	1	1	-	-	-	-	-	-
Australia	1	1	-	-	-	-	-	-
Azerbaijan	1	1	-	-	-	-	-	-
Bahamas	1	1	-	-	-	-	-	-
Bolivia	1	1	-	-	-	-	-	-
Bulgaria	1	1	-	-	-	-	-	-
Ecuador	1	1	-	-	-	-	-	-



continued overleaf



continued from previous page (2017)

Nationality	IS in total	Inland			On internal borders at Airports	at BCPs - departing from the SR		Returned from other MS
		legal entry	illegal entry	unknown entry		at land border	at Airports	
Philippines	1	-	1	-	-	-	-	-
Guinea	1	-	1	-	-	-	-	-
Indonesia	1	1	-	-	-	-	-	-
Colombia	1	1	-	-	-	-	-	-
Cuba	1	-	1	-	-	-	-	-
Latvia	1	1	-	-	-	-	-	-
Mali	1	-	1	-	-	-	-	-
Mongolia	1	-	1	-	-	-	-	-
Germany	1	1	-	-	-	-	-	-
New Zealand	1	1	-	-	-	-	-	-
Kosovo	1	1	-	-	-	-	-	-
Peru	1	1	-	-	-	-	-	-
Romania	1	-	1	-	-	-	-	-
Senegal	1	-	1	-	-	-	-	-
Sierra Leone	1	-	1	-	-	-	-	-
United Arab Emirates	1	1	-	-	-	-	-	-
Tajikistan	1	-	-	-	-	-	1	-
Thailand	1	1	-	-	-	-	-	-
Venezuela	1	1	-	-	-	-	-	-
TOTAL	2 458	981	335	1	0	1 092	20	29

IS in 2016 disaggregated by nationality, place of detection and previous entry to the SR

Nationality	IS in total	Inland			On internal borders at Airports	at BCPs - departing from the SR		Returned from other MS
		legal entry	illegal entry	unknown entry		at land border	at Airports	
Ukraine	1 147	211	70	-	-	861	2	3
Iraq	138	68	70	-	-	-	-	-
Serbia	123	106	15	-	-	-	-	2
Afghanistan	114	1	112	-	-	-	1	-
Syria	74	4	69	-	-	-	1	-
Russia	31	17	10	-	-	1	1	2
Pakistan	26	-	26	-	-	-	-	-
Macedonia (FYROM)	20	15	4	-	-	-	1	-
Republic of Moldova	19	-	-	-	-	19	-	-
India	16	5	11	-	-	-	-	-
Kuwait	16	14	-	-	-	-	2	-
Viet Nam	15	9	6	-	-	-	-	-
Iran	13	3	8	-	-	-	-	2
Turkey	12	6	5	-	-	-	-	1
Algeria	10	-	10	-	-	-	-	-
Korean Republic	10	8	2	-	-	-	-	-
Hungary	10	8	1	-	-	1	-	-
Nigeria	9	2	3	-	2	-	1	1
Albania	8	7	-	-	-	1	-	-
Bosnia and Herzegovina	8	6	2	-	-	-	-	-
Palestine	8	3	5	-	-	-	-	-
Somalia	8	-	8	-	-	-	-	-
Israel	7	6	1	-	-	-	-	-
Canada	6	6	-	-	-	-	-	-
Morocco	6	1	3	-	-	-	-	2
Romania	6	5	1	-	-	-	-	-
Belarus	5	1	2	-	-	2	-	-
Brazil	5	5	-	-	-	-	-	-
China (PRC)	5	4	1	-	-	-	-	-
Kosovo	5	1	2	-	-	-	-	2
Senegal	5	4	1	-	-	-	-	-
United States, USA	5	5	-	-	-	-	-	-
Thailand	5	5	-	-	-	-	-	-
Libya	4	4	-	-	-	-	-	-
Mexico	4	4	-	-	-	-	-	-
Stateless	3	2	1	-	-	-	-	-
Montenegro	3	3	-	-	-	-	-	-
Georgia	3	-	1	-	-	1	-	1
Guinea	3	1	2	-	-	-	-	-
Cuba	3	2	1	-	-	-	-	-
Nepal	3	-	3	-	-	-	-	-
Peru	3	3	-	-	-	-	-	-
Armenia	2	2	-	-	-	-	-	-
Bangladesh	2	1	1	-	-	-	-	-
Bulgaria	2	-	2	-	-	-	-	-
Burundi	2	-	-	-	-	-	-	2



continued overleaf



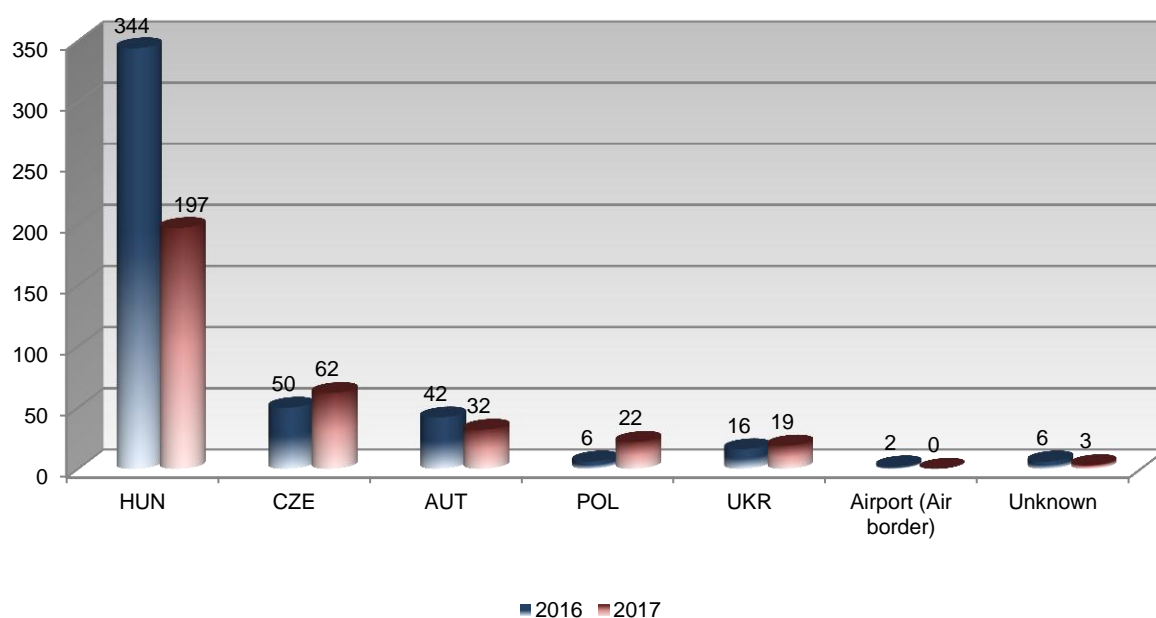
continued from previous page (2016)

Nationality	IS in total	Inland			On internal borders at Airports	at BCPs - departing from the SR		Returned from other MS
		legal entry	illegal entry	unknown entry		at land border	at Airports	
Egypt	2	-	2	-	-	-	-	-
Kazakhstan	2	2	-	-	-	-	-	-
Democratic Republic of the Congo	2	2	-	-	-	-	-	-
Sri Lanka	2	1	1	-	-	-	-	-
Italy	2	2	-	-	-	-	-	-
Tunisia	2	1	1	-	-	-	-	-
Venezuela	2	2	-	-	-	-	-	-
Azerbaijan	1	-	-	-	-	-	-	1
Philippines	1	1	-	-	-	-	-	-
Ghana	1	1	-	-	-	-	-	-
Japan	1	-	-	-	-	1	-	-
Yemen	1	-	1	-	-	-	-	-
Kenya	1	1	-	-	-	-	-	-
Kyrgyzstan	1	1	-	-	-	-	-	-
Lebanon	1	1	-	-	-	-	-	-
Liberia	1	1	-	-	-	-	-	-
Lithuania	1	1	-	-	-	-	-	-
Mozambique	1	1	-	-	-	-	-	-
Unknown nationality	1	-	1	-	-	-	-	-
Poland	1	1	-	-	-	-	-	-
Sudan	1	-	1	-	-	-	-	-
Taiwan	1	1	-	-	-	-	-	-
Uzbekistan	1	1	-	-	-	-	-	-
TOTAL	1 962	579	466	0	2	887	9	19

IS detected inland after illegal entry to the SR in 2016 and 2017 by border sections illegally crossed by migrants

Border section	2016	2017
Hungary	344	197
Czech Republic	50	62
Austria	42	32
Poland	6	22
Ukraine	16	19
Airport (Air border)	2	-
Unknown	6	3
TOTAL	466	335

IS detected inland after entry to the SR in 2016 and 2017 by border sections illegally crossed by migrants



IS detected inland after illegal entry to the SR in 2017 disaggregated by border sections illegally crossed by migrants

Nationality	Total	Border section						
		HUN	CZE	AUT	POL	UKR	Airport (Air border)	Unknown
Iraq	98	98	-	-	-	-	-	-
Ukraine	80	18	44	7	10	1	-	-
Afghanistan	25	22	2	1	-	-	-	-
Viet Nam	21	-	4	-	-	17	-	-
Syria	17	16	-	1	-	-	-	-
Serbia	14	12	-	2	-	-	-	-
Iran	12	11	-	1	-	-	-	-
Pakistan	11	8	1	2	-	-	-	-
Bangladesh	6	-	-	-	6	-	-	-
Sri Lanka	5	-	-	-	5	-	-	-
Algeria	4	2	1	1	-	-	-	-
Morocco	4	3	1	-	-	-	-	-
Turkey	4	2	-	1	-	-	-	1
India	3	-	2	1	-	-	-	-
Unknown	3	-	-	2	-	-	-	1
Nigeria	3	-	-	3	-	-	-	-
Russia	3	-	1	2	-	-	-	-
Stateless	2	-	-	1	-	1	-	-
China (PRC)	2	1	-	1	-	-	-	-
Cameroon	2	-	1	1	-	-	-	-
Mexico	2	-	1	1	-	-	-	-
Republic of Moldova	2	-	2	-	-	-	-	-
Ethiopia	1	-	-	-	-	-	-	1
Philippines	1	1	-	-	-	-	-	-
Guinea	1	-	-	1	-	-	-	-
Cuba	1	-	-	1	-	-	-	-
Macedonia (FYROM)	1	1	-	-	-	-	-	-
Mali	1	1	-	-	-	-	-	-
Mongolia	1	-	1	-	-	-	-	-
Poland	1	-	-	-	1	-	-	-
Romania	1	1	-	-	-	-	-	-
Senegal	1	-	1	-	-	-	-	-
Sierra Leone	1	-	-	1	-	-	-	-
Tunisia	1	-	-	1	-	-	-	-
TOTAL	335	197	62	32	22	19	0	3

IS detected inland after illegal entry to the SR in 2016 disaggregated by border sections illegally crossed by migrants

Nationality	Total	Border section						
		HUN	CZE	AUT	POL	UKR	Airport (Air border)	Unknown
Afghanistan	112	111	-	-	-	1	-	-
Iraq	70	68	1	-	-	-	1	-
Ukraine	70	24	38	2	3	3	-	-
Syria	69	62	-	5	-	2	-	-
Pakistan	26	24	-	1	-	-	-	1
Serbia	15	12	1	2	-	-	-	-
India	11	3	-	3	-	5	-	-
Algeria	10	9	-	1	-	-	-	-
Russia	10	2	2	4	-	2	-	-
Iran	8	5	-	3	-	-	-	-
Somalia	8	1	2	4	-	-	1	-
Viet Nam	6	3	2	-	-	1	-	-
Palestine	5	5	-	-	-	-	-	-
Turkey	5	-	-	4	1	-	-	-
Macedonia (FYROM)	4	1	1	2	-	-	-	-
Morocco	3	-	-	1	-	-	-	2
Nepal	3	-	-	-	-	-	-	3
Nigeria	3	1	-	2	-	-	-	-
Belarus	2	-	1	-	1	-	-	-
Bosnia and Herzegovina	2	1	1	-	-	-	-	-
Bulgaria	2	2	-	-	-	-	-	-
Egypt	2	1	-	1	-	-	-	-
Guinea	2	-	-	2	-	-	-	-
Korean Republic	2	-	-	1	1	-	-	-
Kosovo	2	2	-	-	-	-	-	-
Bangladesh	1	1	-	-	-	-	-	-
Stateless	1	-	-	1	-	-	-	-
China (PRC)	1	1	-	-	-	-	-	-
Georgia	1	-	1	-	-	-	-	-
Israel	1	-	-	1	-	-	-	-
Yemen	1	1	-	-	-	-	-	-
Cuba	1	1	-	-	-	-	-	-
Hungary	1	-	-	-	-	1	-	-
Unknown	1	1	-	-	-	-	-	-
Romania	1	1	-	-	-	-	-	-
Senegal	1	-	-	1	-	-	-	-
Sri Lanka	1	-	-	-	-	1	-	-
Sudan	1	-	-	1	-	-	-	-
Tunisia	1	1	-	-	-	-	-	-
TOTAL	466	344	50	42	6	16	2	6

IS in 2017 disaggregated by detection and procession of cases by individual DBAP and other authorities

Units		DETECTED	PROCESSED
DBAP Bratislava	APU PF Bratislava	183	302
	APU PF Dunajská Streda	64	66
	APU PF Nitra	151	153
	APU PF Nové Zámky	114	117
	APU PF Trnava	138	142
	BCU PF Bratislava Airport	21	21
	MU PF DBAP Bratislava	36	8
	Total	707	809
DBAP Banská Bystrica	APU PF Banská Bystrica	62	68
	APU PF Rimavská Sobota	3	4
	APU PF Trenčín	57	69
	APU PF Žilina	48	172
	MU PF DBAP Banská Bystrica	39	2
	Total	209	315
DBAP Prešov	APU PF Košice	37	40
	APU PF Michalovce	32	126
	APU PF Prešov	49	54
	BCU PF Košice – letisko	2	9
	BCU PF Poprad Airport	-	-
	AU PF Humenné	5	5
	MU PF DBAP Prešov	3	-
	Total	128	234
DBAP Sobrance	BCU PF Zboj	1	1
	BCU PF Topoľa	-	-
	BCU PF Ulič	1	1
	BCU PF Ubľa	210	211
	BCU PF Podhorod'	-	-
	BCU PF Petrovce	-	-
	BCU PF Vyšné Nemecké	859	860
	BCU PF Maťovské Vojkovce	-	-
	BCU PF Veľké Slemence	9	7
	BCU PF Čierna nad Tisou	20	20
	MIU PF DBAP Sobrance	15	-
	Total	1 115	1 100
Other authority	Customs Criminal Bureau	63	-
	Uniformed Police	102	-
	Railway Police	4	-
	Criminal Police	1	-
	Traffic Police	11	-
	NUCIM	89	-
	Authority of other country	10	-
	Authority of neighbouring country	19	-
	Total	299	0
TOTAL		2 458	2 458

IS in 2016 disaggregated by detection and procession of cases by individual DBAP and other authorities

Units		DETECTED	PROCESSED
DBAP Bratislava	APU PF Bratislava	93	363
	APU PF Dunajská Streda	30	92
	APU PF Nitra	132	132
	APU PF Nové Zámky	55	63
	APU PF Trnava	60	74
	BCU PF Bratislava Airport	9	9
	MU PF DBAP Bratislava	27	12
	Total	406	745
DBAP Banská Bystrica	APU PF Banská Bystrica	13	17
	APU PF Rimavská Sobota	3	4
	APU PF Trenčín	49	52
	APU PF Žilina	46	74
	MU PF DBAP Banská Bystrica	26	-
	Total	137	147
DBAP Prešov	APU PF Košice	46	56
	APU PF Michalovce	28	87
	APU PF Prešov	11	15
	BCU PF Košice – letisko	4	9
	BCU PF Poprad Airport	-	-
	AU PF Humenné	9	9
	MU PF DBAP Prešov	-	-
	Total	98	176
DBAP Sobrance	BCU PF Zboj	-	-
	BCU PF Topoľa	-	-
	BCU PF Ulič	-	-
	BCU PF Ubľa	110	110
	BCU PF Podhorod'	1	1
	BCU PF Petrovce	1	1
	BCU PF Vyšné Nemecké	763	764
	BCU PF Maťovské Vojkovce	-	-
	BCU PF Veľké Slemence	3	3
	BCU PF Čierna nad Tisou	15	15
	MIU PF DBAP Sobrance	4	-
	Total	897	894
Other authority	Customs Criminal Bureau	101	-
	Uniformed Police	255	-
	Railway Police	11	-
	Criminal Police	2	-
	Traffic Police	27	-
	NUCIM	9	-
	Authority of other country	5	-
	Authority of neighbouring country	14	-
	Total	424	0
TOTAL		1 962	1 962

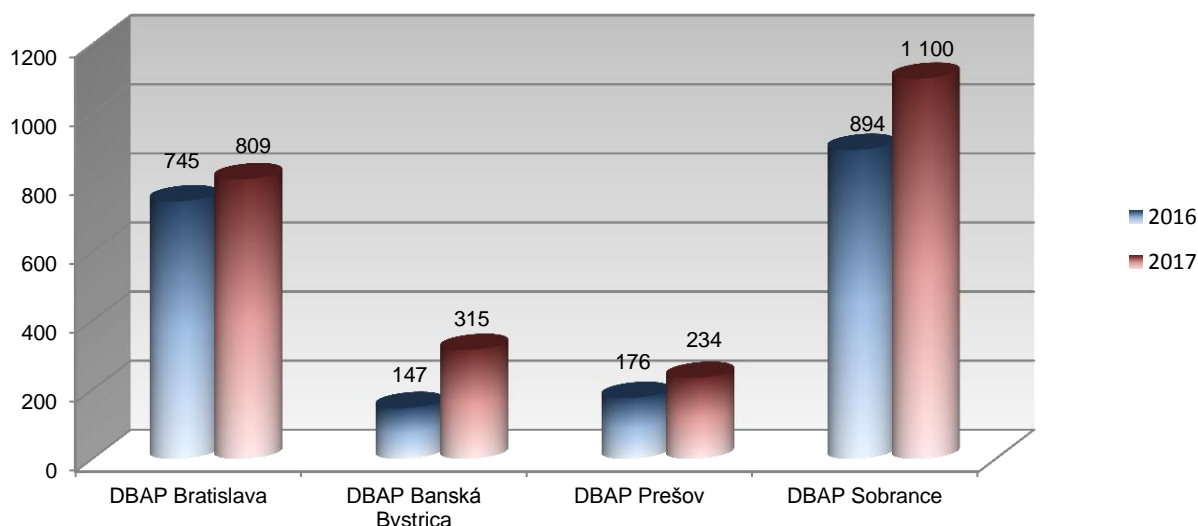
Note:

„Authority of detection“ means unit that performed primordial check of alien in the territory of SR, detected violation of the law and handed the case over to competent unit of BBAP for further procession, respectively, the violation of the law was detected by other foreign authority.

IS in 2016 and 2017 by processing of cases by individual DBAPs

	2016	2017
DBAP Bratislava	745	809
DBAP Banská Bystrica	147	315
DBAP Prešov	176	234
DBAP Sobrance	894	1 100
TOTAL	1 962	2 458

IS in 2016 and 2017 by processing of cases by individual DBAPs



Overview of IS in 2017 by processing of cases by individual DBAPs disaggregated by place of detection and previous entry to the SR

DBAP	IS in total	Inland			On internal borders at Airports	at BCPs - departing from the SR		Returned from other MS
		legal entry	illegal entry	unknown entry		at land border	at Airports	
DBAP Bratislava	809	640	138	1	-	-	19	11
DBAP B. Bystrica	315	167	137	-	-	-	-	11
DBAP Prešov	234	173	53	-	-	-	1	7
DBAP Sobrance	1 100	1	7	-	-	1 092	-	-
TOTAL	2 458	981	335	1	0	1 092	20	29

Overview of IS in 2016 by processing of cases by individual DBAPs disaggregated by place of detection and previous entry to the SR

DBAP	IS in total	Inland			On internal borders at Airports	at BCPs - departing from the SR		Returned from other MS
		legal entry	illegal entry	unknown entry		at land border	at Airports	
DBAP Bratislava	745	350	374	-	2	-	7	12
DBAP B. Bystrica	147	95	51	-	-	-	-	1
DBAP Prešov	176	132	36	-	-	-	2	6
DBAP Sobrance	894	2	5	-	-	887	-	-
TOTAL	1 962	579	466	0	2	887	9	19

Overview of third country nationals who entered legally the territory of Schengen area and stayed illegally in SR (overstayers) in 2017

Nationality	Overstayers		
	Total	Inland	at BCPs - departing from the SR
Ukraine	1 730	671	1 059
Serbia	214	210	4
Republic of Moldova	30	1	29
Bosnia and Herzegovina	16	16	-
Russia	15	10	5
Viet Nam	15	15	-
Macedonia (FYROM)	14	13	1
China (PRC)	11	10	1
Taiwan	11	11	-
Iran	10	10	-
Turkey	10	9	1
Iraq	7	7	-
Canada	6	6	-
Belarus	5	5	-
Brazil	5	4	1
Korean Republic	5	5	-
Egypt	4	4	-
Libya	4	4	-
Nigeria	4	4	-
Georgia	3	2	1
India	3	3	-
Israel	3	3	-
Mexico	3	3	-
United States, USA	3	3	-
Albania	2	1	1
Pakistan	2	2	-
Armenia	1	1	-
Australia	1	1	-
Azerbaijan	1	1	-
Bahamas	1	1	-
Bolivia	1	1	-
Ecuador	1	1	-
Philippines	1	1	-
Indonesia	1	1	-
Colombia	1	1	-
Cuba	1	1	-
Mongolia	1	1	-
New Zealand	1	1	-
Kosovo	1	1	-
Peru	1	1	-
United Arab Emirates	1	1	-
Syria	1	1	-
Tajikistan	1	-	1
Thailand	1	1	-
Tunisia	1	1	-
Venezuela	1	1	-
TOTAL	2 155	1 051	1 104

Overview of third country nationals who entered legally the territory of Schengen area and stayed illegally in SR (overstayers) in 2016

Nationality	Overstayers		
	Total	Inland	at BCPs - departing from the SR
Ukraine	1 129	272	857
Serbia	109	109	-
Iraq	66	66	-
Republic of Moldova	19	-	19
Russia	19	17	2
Macedonia (FYROM)	18	18	-
Kuwait	16	14	2
Viet Nam	14	14	-
Korean Republic	9	9	-
Albania	8	7	1
Turkey	8	8	-
Bosnia and Herzegovina	7	7	-
Israel	7	7	-
Syria	7	6	1
India	6	6	-
Canada	6	6	-
Brazil	5	5	-
China (PRC)	5	5	-
Senegal	5	5	-
United States, USA	5	5	-
Thailand	5	5	-
Belarus	4	2	2
Libya	4	4	-
Mexico	4	4	-
Nigeria	4	4	-
Montenegro	3	3	-
Iran	3	3	-
Palestine	3	3	-
Peru	3	3	-
Armenia	2	2	-
Stateless	2	2	-
Georgia	2	1	1
Kazakhstan	2	2	-
Democratic Republic of the Congo	2	2	-
Cuba	2	2	-
Venezuela	2	2	-
Afghanistan	1	1	-
Bangladesh	1	1	-
Egypt	1	1	-
Philippines	1	1	-
Ghana	1	1	-
Guinea	1	1	-
Japan	1	-	1
Kenya	1	1	-
Kyrgyzstan	1	1	-
Lebanon	1	1	-
Liberia	1	1	-
Morocco	1	1	-
Mozambique	1	1	-
Kosovo	1	1	-
Sri Lanka	1	1	-
Taiwan	1	1	-
Tunisia	1	1	-
Uzbekistan	1	1	-
TOTAL	1 533	647	886

IS in 2017 disaggregated by nationality, sex and age

Nationality	IS in total	Total	MALE				Total	FEMALE			
			0-13	14-17	18-34	35+		0-13	14-17	18-34	35+
Ukraine	1 751	1 336	2	-	750	584	415	3	-	203	209
Serbia	227	180	-	-	107	73	47	-	-	29	18
Iraq	107	61	16	5	33	7	46	19	3	20	4
Viet Nam	33	27	-	8	12	7	6	-	2	2	2
Afghanistan	32	29	1	7	20	1	3	-	-	1	2
Republic of Moldova	31	28	-	-	17	11	3	-	-	3	-
Iran	22	17	-	-	13	4	5	-	1	3	1
Syria	22	17	1	2	9	5	5	1	-	3	1
Russia	21	14	1	-	7	6	7	1	-	4	2
Bosnia and Herzegovina	16	14	-	-	12	2	2	-	-	2	-
Macedonia (FYROM)	15	8	-	-	6	2	7	-	-	4	3
Turkey	15	14	-	-	4	10	1	-	-	-	1
China (PRC)	14	8	-	-	3	5	6	-	-	2	4
Pakistan	14	14	-	-	10	4	-	-	-	-	-
Hungary	11	6	-	-	2	4	5	-	-	3	2
Taiwan	11	10	-	-	8	2	1	-	-	1	-
Nigeria	8	7	-	-	5	2	1	-	-	1	-
Bangladesh	6	6	-	4	2	-	-	-	-	-	-
Canada	6	4	-	-	3	1	2	1	-	-	1
Sri Lanka	6	6	-	-	5	1	-	-	-	-	-
Belarus	5	5	-	-	4	1	-	-	-	-	-
Brazil	5	5	-	-	3	2	-	-	-	-	-
Korean Republic	5	4	-	-	1	3	1	-	-	1	-
Morocco	5	5	-	-	5	-	-	-	-	-	-
Algeria	4	4	-	-	3	1	-	-	-	-	-
Egypt	4	4	-	-	4	-	-	-	-	-	-
Israel	4	3	-	-	2	1	1	-	-	1	-
Libya	4	4	-	-	1	3	-	-	-	-	-
Unknown nationality	4	3	-	-	-	3	1	-	-	-	1
Georgia	3	2	-	-	1	1	1	-	-	1	-
India	3	3	-	-	3	-	-	-	-	-	-
Mexico	3	3	-	-	3	-	-	-	-	-	-
United States, USA	3	3	-	-	2	1	-	-	-	-	-
Albania	2	1	-	-	1	-	1	-	-	1	-
Stateless	2	2	-	-	-	2	-	-	-	-	-
Ethiopia	2	1	-	-	1	-	1	-	-	1	-
Cameroon	2	2	-	-	1	1	-	-	-	-	-
Poland	2	2	-	-	2	-	-	-	-	-	-
Tunisia	2	2	-	-	2	-	-	-	-	-	-
Armenia	1	1	-	-	-	1	-	-	-	-	-
Australia	1	1	-	-	-	1	-	-	-	-	-
Azerbaijan	1	1	-	-	1	-	-	-	-	-	-
Bahamas	1	1	-	-	1	-	-	-	-	-	-
Bolivia	1	1	-	-	-	1	-	-	-	-	-
Bulgaria	1	1	-	-	-	1	-	-	-	-	-
Ecuador	1	-	-	-	-	-	1	-	-	1	-
Philippines	1	-	-	-	-	-	1	-	-	1	-
Guinea	1	1	-	-	1	-	-	-	-	-	-
Indonesia	1	-	-	-	-	-	1	-	-	1	-
Colombia	1	-	-	-	-	-	1	-	-	1	-



continued overleaf



continued from previous page (2017)

Nationality	IS in total	Total	MALE				Total	FEMALE			
			0-13	14-17	18-34	35+		0-13	14-17	18-34	35+
Cuba	1	1	-	-	-	1	-	-	-	-	-
Latvia	1	1	-	-	1	-	-	-	-	-	-
Mali	1	1	-	-	1	-	-	-	-	-	-
Mongolia	1	-	-	-	-	-	1	-	-	-	1
Germany	1	1	-	-	-	1	-	-	-	-	-
New Zealand	1	1	-	-	-	1	-	-	-	-	-
Kosovo	1	1	-	-	-	1	-	-	-	-	-
Peru	1	-	-	-	-	-	1	-	-	1	-
Romania	1	1	-	-	1	-	-	-	-	-	-
Senegal	1	1	-	-	-	1	-	-	-	-	-
Sierra Leone	1	1	-	-	-	1	-	-	-	-	-
United Arab Emirates	1	1	-	-	1	-	-	-	-	-	-
Tajikistan	1	1	-	-	-	1	-	-	-	-	-
Thailand	1	-	-	-	-	-	1	-	-	1	-
Venezuela	1	1	-	-	1	-	-	-	-	-	-
TOTAL	2 458	1 883	21	26	1 075	761	575	25	6	292	252

IS in 2016 disaggregated by nationality, sex and age

Nationality	IS in total	Total	MALE				Total	FEMALE			
			0-13	14-17	18-34	35+		0-13	14-17	18-34	35+
Ukraine	1 147	869	2	-	511	356	278	5	2	133	138
Iraq	134	73	20	6	29	18	61	17	6	25	13
Serbia	123	96	1	-	63	32	27	1	-	13	13
Afghanistan	114	105	17	24	58	6	9	2	1	4	2
Syria	74	42	10	4	21	7	32	11	2	14	5
Russia	31	27	-	1	14	12	4	-	-	2	2
Pakistan	26	26	2	4	20	-	-	-	-	-	-
Macedonia (FYROM)	20	16	2	-	7	7	4	2	-	1	1
Republic of Moldova	19	16	-	-	12	4	3	-	-	3	-
Iran	17	12	-	-	7	5	5	-	1	2	2
India	16	14	-	1	10	3	2	-	-	2	-
Kuwait	16	15	-	1	7	7	1	-	-	-	1
Viet Nam	15	14	-	-	7	7	1	1	-	-	-
Turkey	12	9	-	-	5	4	3	-	-	3	-
Algeria	10	10	-	-	10	-	-	-	-	-	-
Korean Republic	10	8	-	-	3	5	2	-	-	1	1
Hungary	10	10	-	-	7	3	-	-	-	-	-
Nigeria	9	9	-	-	6	3	-	-	-	-	-
Albania	8	8	-	-	3	5	-	-	-	-	-
Bosnia and Herzegovina	8	7	-	-	5	2	1	-	-	-	1
Palestine	8	7	3	-	4	-	1	-	-	-	1
Somalia	8	7	-	-	6	1	1	-	-	1	-
Israel	7	7	-	-	4	3	-	-	-	-	-
Canada	6	5	1	-	1	3	1	-	-	1	-
Morocco	6	6	-	-	4	2	-	-	-	-	-
Romania	6	5	-	-	4	1	1	-	-	1	-
Belarus	5	4	-	-	3	1	1	-	-	1	-
Brazil	5	5	-	-	5	-	-	-	-	-	-
China (PRC)	5	4	-	-	4	-	1	-	-	-	1
Kosovo	5	5	-	-	4	1	-	-	-	-	-
Senegal	5	5	-	-	-	5	-	-	-	-	-
United States, USA	5	4	-	-	4	-	1	-	-	1	-
Thailand	5	-	-	-	-	-	5	-	-	-	5
Libya	4	3	-	-	1	2	1	-	-	1	-
Mexico	4	3	-	-	3	-	1	-	-	-	1
Stateless	3	3	-	-	1	2	-	-	-	-	-
Montenegro	3	1	-	-	1	-	2	-	-	2	-
Georgia	3	3	-	-	1	2	-	-	-	-	-
Guinea	3	3	-	-	2	1	-	-	-	-	-
Cuba	3	1	-	-	1	-	2	-	-	2	-
Nepal	3	3	-	3	-	-	-	-	-	-	-
Peru	3	3	-	2	-	1	-	-	-	-	-
Armenia	2	2	-	-	2	-	-	-	-	-	-
Bangladesh	2	2	-	1	1	-	-	-	-	-	-
Bulgaria	2	2	-	-	-	2	-	-	-	-	-
Burundi	2	2	-	-	2	-	-	-	-	-	-
Egypt	2	2	-	-	2	-	-	-	-	-	-
Kazakhstan	2	-	-	-	-	-	2	-	-	2	-
Democratic Republic of the Congo	2	2	-	-	2	-	-	-	-	-	-

continued overleaf



continued from previous page (2016)

Nationality	IS in total	Total	MALE				Total	FEMALE			
			0-13	14-17	18-34	35+		0-13	14-17	18-34	35+
Sri Lanka	2	2	-	-	2	-	-	-	-	-	-
Italy	2	2	-	-	-	2	-	-	-	-	-
Tunisia	2	2	-	-	2	-	-	-	-	-	-
Venezuela	2	1	-	-	1	-	1	-	-	1	-
Azerbaijan	1	-	-	-	-	-	1	-	-	1	-
Philippines	1	1	-	-	-	1	-	-	-	-	-
Ghana	1	1	-	-	-	1	-	-	-	-	-
Japan	1	-	-	-	-	-	1	-	-	-	1
Yemen	1	-	-	-	-	-	1	-	1	-	-
Kenya	1	1	-	-	1	-	-	-	-	-	-
Kyrgyzstan	1	1	-	-	1	-	-	-	-	-	-
Lebanon	1	1	-	-	1	-	-	-	-	-	-
Liberia	1	1	-	-	1	-	-	-	-	-	-
Lithuania	1	1	-	-	-	1	-	-	-	-	-
Mozambique	1	1	-	-	-	1	-	-	-	-	-
Unknown nationality	1	1	-	-	1	-	-	-	-	-	-
Poland	1	1	-	-	-	1	-	-	-	-	-
Sudan	1	1	-	-	-	1	-	-	-	-	-
Taiwan	1	1	-	-	1	-	-	-	-	-	-
Uzbekistan	1	1	-	-	1	-	-	-	-	-	-
TOTAL	1 962	1 505	58	47	879	521	457	39	13	217	188

IS by processing of cases by individual DBAPs in 2017

Nationality	Total	Thereof:			
		DBAP Bratislava	DBAP B. Bystrica	DBAP Prešov	DBAP Sobrance
Ukraine	1 751	396	145	148	1 062
Serbia	227	187	32	7	1
Iraq	107	34	73	-	-
Viet Nam	33	8	7	18	-
Afghanistan	32	21	5	6	-
Republic of Moldova	31	1	-	-	30
Iran	22	10	8	4	-
Syria	22	21	1	-	-
Russia	21	12	4	2	3
Bosnia and Herzegovina	16	12	3	1	-
Macedonia (FYROM)	15	14	1	-	-
Turkey	15	9	3	3	-
China (PRC)	14	10	2	2	-
Pakistan	14	11	2	1	-
Hungary	11	1	-	9	1
Taiwan	11	11	-	-	-
Nigeria	8	6	2	-	-
Bangladesh	6	-	-	6	-
Canada	6	-	4	2	-
Sri Lanka	6	-	-	6	-
Belarus	5	3	1	1	-
Brazil	5	4	1	-	-
Korean Republic	5	-	5	-	-
Morocco	5	3	-	1	1
Algeria	4	2	2	-	-
Egypt	4	1	3	-	-
Israel	4	2	-	2	-
Libya	4	1	2	1	-
Unknown nationality	4	4	-	-	-
Georgia	3	1	-	1	1
India	3	-	-	3	-
Mexico	3	1	-	1	1
United States, USA	3	1	1	1	-
Albania	2	2	-	-	-
Stateless	2	1	-	1	-
Ethiopia	2	1	-	1	-
Cameroon	2	2	-	-	-
Poland	2	1	1	-	-
Tunisia	2	2	-	-	-
Armenia	1	-	-	1	-
Australia	1	-	1	-	-
Azerbaijan	1	-	1	-	-
Bahamas	1	1	-	-	-
Bolivia	1	1	-	-	-
Bulgaria	1	1	-	-	-
Ecuador	1	1	-	-	-
Philippines	1	-	1	-	-



continued overleaf



continued from previous page (2017)

Nationality	Total	Thereof:			
		DBAP Bratislava	DBAP B. Bystrica	DBAP Prešov	DBAP Sobrance
Guinea	1	-	1	-	-
Indonesia	1	1	-	-	-
Colombia	1	-	1	-	-
Cuba	1	-	1	-	-
Latvia	1	-	-	1	-
Mali	1	1	-	-	-
Mongolia	1	-	-	1	-
Germany	1	-	-	1	-
New Zealand	1	1	-	-	-
Kosovo	1	1	-	-	-
Peru	1	-	1	-	-
Romania	1	1	-	-	-
Senegal	1	-	-	1	-
Sierra Leone	1	1	-	-	-
United Arab Emirates	1	-	-	1	-
Tajikistan	1	1	-	-	-
Thailand	1	1	-	-	-
Venezuela	1	1	-	-	-
TOTAL	2 458	809	315	234	1 100

IS by processing of cases by individual DBAPs in 2016

Nationality	Total	Thereof:			
		DBAP Bratislava	DBAP B. Bystrica	DBAP Prešov	DBAP Sobrance
Ukraine	1 147	97	66	117	867
Iraq	138	136	-	2	-
Serbia	123	96	24	3	-
Afghanistan	114	111	3	-	-
Syria	74	71	3	-	-
Russia	31	15	3	11	2
Pakistan	26	22	2	2	-
Macedonia (FYROM)	20	14	2	4	-
Republic of Moldova	19	-	-	-	19
India	16	16	-	-	-
Kuwait	16	16	-	-	-
Viet Nam	15	9	4	2	-
Iran	13	13	-	-	-
Turkey	12	9	3	-	-
Algeria	10	3	-	7	-
Korean Republic	10	-	10	-	-
Hungary	10	7	-	2	1
Nigeria	9	7	1	1	-
Albania	8	4	2	1	1
Bosnia and Herzegovina	8	7	1	-	-
Palestine	8	7	1	-	-
Somalia	8	2	-	6	-
Israel	7	5	-	2	-
Canada	6	6	-	-	-
Morocco	6	4	2	-	-
Romania	6	5	1	-	-
Belarus	5	-	2	1	2
Brazil	5	2	1	2	-
China (PRC)	5	3	-	2	-
Kosovo	5	4	1	-	-
Senegal	5	5	-	-	-
United States, USA	5	2	2	1	-
Thailand	5	5	-	-	-
Libya	4	3	1	-	-
Mexico	4	-	3	1	-
Stateless	3	1	1	1	-
Montenegro	3	2	1	-	-
Georgia	3	2	-	-	1
Guinea	3	3	-	-	-
Cuba	3	2	1	-	-
Nepal	3	3	-	-	-
Peru	3	3	-	-	-
Armenia	2	-	2	-	-
Bangladesh	2	2	-	-	-
Bulgaria	2	2	-	-	-
Burundi	2	-	-	2	-
Egypt	2	1	1	-	-



continued overleaf



continued from previous page (2016)

Nationality	Total	Thereof:			
		DBAP Bratislava	DBAP B. Bystrica	DBAP Prešov	DBAP Sobrance
Kazakhstan	2	1	-	1	-
Democratic Republic of the Congo	2	2	-	-	-
Sri Lanka	2	1	-	1	-
Italy	2	2	-	-	-
Tunisia	2	2	-	-	-
Venezuela	2	1	1	-	-
Azerbaijan	1	1	-	-	-
Philippines	1	1	-	-	-
Ghana	1	1	-	-	-
Japan	1	-	-	-	1
Yemen	1	1	-	-	-
Kenya	1	-	1	-	-
Kyrgyzstan	1	1	-	-	-
Lebanon	1	-	1	-	-
Liberia	1	-	-	1	-
Lithuania	1	-	-	1	-
Mozambique	1	-	-	1	-
Unknown nationality	1	1	-	-	-
Poland	1	-	-	1	-
Sudan	1	1	-	-	-
Taiwan	1	1	-	-	-
Uzbekistan	1	1	-	-	-
TOTAL	1 962	745	147	176	894

IS by processing of cases by individual units of DBAP Bratislava in 2017

Nationality	Total	Thereof:						
		APU PF Bratislava	APU PF Dunajská Streda	APU PF Nitra	APU PF Nové Zámky	APU PF Trnava	BCU PF Bratislava Airport	MU PF Bratislava
Ukraine	396	129	14	136	40	69	7	1
Serbia	187	41	28	3	50	59	3	3
Iraq	34	24	5	5	-	-	-	-
Afghanistan	21	13	8	-	-	-	-	-
Syria	21	21	-	-	-	-	-	-
Macedonia (FYROM)	14	2	-	1	9	1	1	-
Bosnia and Herzegovina	12	1	-	1	8	2	-	-
Russia	12	5	1	-	-	2	4	-
Pakistan	11	8	1	-	-	2	-	-
Taiwan	11	11	-	-	-	-	-	-
China (PRC)	10	8	-	-	1	-	1	-
Iran	10	8	1	-	1	-	-	-
Turkey	9	6	1	-	1	-	-	1
Viet Nam	8	3	-	-	4	1	-	-
Nigeria	6	1	-	1	1	2	1	-
Brazil	4	1	-	2	-	-	1	-
Unknown nationality	4	2	-	1	-	-	-	1
Belarus	3	-	-	3	-	-	-	-
Morocco	3	-	3	-	-	-	-	-
Albania	2	-	-	-	1	-	1	-
Algeria	2	-	1	-	-	1	-	-
Israel	2	1	-	-	-	1	-	-
Cameroon	2	-	1	-	-	1	-	-
Tunisia	2	2	-	-	-	-	-	-
Bahamas	1	-	-	-	1	-	-	-
Stateless	1	1	-	-	-	-	-	-
Bolivia	1	-	-	-	-	-	1	-
Bulgaria	1	1	-	-	-	-	-	-
Egypt	1	1	-	-	-	-	-	-
Ecuador	1	1	-	-	-	-	-	-
Ethiopia	1	1	-	-	-	-	-	-
Georgia	1	1	-	-	-	-	-	-
Indonesia	1	1	-	-	-	-	-	-
Libya	1	1	-	-	-	-	-	-
Hungary	1	1	-	-	-	-	-	-
Mali	1	1	-	-	-	-	-	-
Mexico	1	1	-	-	-	-	-	-
Republic of Moldova	1	1	-	-	-	-	-	-
New Zealand	1	-	1	-	-	-	-	-
Kosovo	1	1	-	-	-	-	-	-
Poland	1	-	-	-	-	-	-	1
Romania	1	-	-	-	-	-	-	1
Sierra Leone	1	1	-	-	-	-	-	-
United States, USA	1	1	-	-	-	-	-	-
Tajikistan	1	-	-	-	-	-	1	-
Thailand	1	-	-	-	-	1	-	-
Venezuela	1	-	1	-	-	-	-	-
TOTAL	809	302	66	153	117	142	21	8

IS by processing of cases by individual units of DBAP Banská Bystrica in 2017

Nationality	Total	Thereof:				
		APU PF Banská Bystrica	APU PF Rimavská Sobota	APU PF Trenčín	APU PF Žilina	MU PF Banská Bystrica
Ukraine	145	48	2	47	48	-
Iraq	73	-	-	-	73	-
Serbia	32	8	-	12	11	1
Iran	8	-	-	1	7	-
Viet Nam	7	-	-	4	3	-
Afghanistan	5	1	-	-	4	-
Korean Republic	5	-	-	-	5	-
Canada	4	-	-	-	4	-
Russia	4	3	-	-	1	-
Bosnia and Herzegovina	3	-	-	3	-	-
Egypt	3	1	-	-	2	-
Turkey	3	-	1	-	2	-
Algeria	2	2	-	-	-	-
China (PRC)	2	-	-	-	2	-
Libya	2	-	-	-	2	-
Nigeria	2	1	-	-	1	-
Pakistan	2	-	1	-	1	-
Australia	1	-	-	-	1	-
Azerbaijan	1	1	-	-	-	-
Belarus	1	1	-	-	-	-
Brazil	1	-	-	-	1	-
Philippines	1	-	-	1	-	-
Guinea	1	1	-	-	-	-
Colombia	1	-	-	-	1	-
Cuba	1	-	-	-	1	-
Macedonia (FYROM)	1	-	-	-	1	-
Peru	1	1	-	-	-	-
Poland	1	-	-	-	-	1
United States, USA	1	-	-	1	-	-
Syria	1	-	-	-	1	-
TOTAL	315	68	4	69	172	2

IS by processing of cases by individual units of DBAP Prešov in 2017

Nationality	Total	Thereof:					
		APU PF Košice	APU PF Michalovce	APU PF Prešov	BCU PF Košice Airport	BCU PF Poprad Airport	AU PF Humenné
Ukraine	148	20	83	41	3	-	1
Viet Nam	18	-	17	1	-	-	-
Hungary	9	1	8	-	-	-	-
Serbia	7	7	-	-	-	-	-
Afghanistan	6	-	1	-	2	-	3
Bangladesh	6	-	6	-	-	-	-
Sri Lanka	6	-	5	-	1	-	-
Iran	4	4	-	-	-	-	-
India	3	2	1	-	-	-	-
Turkey	3	-	-	1	2	-	-
China (PRC)	2	-	-	2	-	-	-
Israel	2	2	-	-	-	-	-
Canada	2	1	-	1	-	-	-
Russia	2	-	-	2	-	-	-
Armenia	1	-	-	1	-	-	-
Stateless	1	-	1	-	-	-	-
Belarus	1	-	1	-	-	-	-
Bosnia and	1	-	-	1	-	-	-
Ethiopia	1	-	-	-	1	-	-
Georgia	1	-	-	1	-	-	-
Libya	1	1	-	-	-	-	-
Latvia	1	-	1	-	-	-	-
Morocco	1	-	-	1	-	-	-
Mexico	1	-	-	1	-	-	-
Mongolia	1	-	-	1	-	-	-
Germany	1	-	1	-	-	-	-
Pakistan	1	-	1	-	-	-	-
Senegal	1	-	-	-	-	-	1
United Arab Emirates	1	1	-	-	-	-	-
United States, USA	1	1	-	-	-	-	-
TOTAL	234	40	126	54	9	0	5

IS by processing of cases by individual units of DBAP Sobrance in 2017

Nationality	Total	BCU PF:									
		Zboj	Topoľa	Ulič	Ubl'a	Podhorod'	Petrovce	Vyšné Nemecké	Maťovské Vojkovce	Veľké Slemence	Čierna nad Tisou
Ukraine	1 062	-	-	-	206	-	-	829	-	7	20
Republic of	30	-	-	1	3	-	-	26	-	-	-
Russia	3	1	-	-	2	-	-	-	-	-	-
Georgia	1	-	-	-	-	-	-	1	-	-	-
Hungary	1	-	-	-	-	-	-	1	-	-	-
Morocco	1	-	-	-	-	-	-	1	-	-	-
Mexico	1	-	-	-	-	-	-	1	-	-	-
Serbia	1	-	-	-	-	-	-	1	-	-	-
TOTAL	1 100	1	0	1	211	0	0	860	0	7	20

2.3 Unaccompanied minors apprehended for IBC and IS

Unaccompanied minors apprehended for IBC and IS in 2017

Nationality	Unaccompanied minors apprehended for:		
	Total	IBC	IS
Viet Nam	10	-	10
Iraq	6	-	6
Bangladesh	4	-	4
Afghanistan	3	-	3
Syria	2	-	2
TOTAL	25	0	25

Unaccompanied minors apprehended for IBC and IS in 2016

Nationality	Unaccompanied minors apprehended for:		
	Total	IBC	IS
Afghanistan	12	-	12
Nepal	3	-	3
Syria	3	-	3
Bangladesh	1	-	1
India	1	-	1
Yemen	1	-	1
Russia	1	-	1
Ukraine	1	1	-
TOTAL	23	1	22

Unaccompanied minors apprehended for IBC and IS in 2017 disaggregated by nationality, sex and age

Nationality	UM in total	Total	MALE		Total	FEMALE	
			0-13	14-17		0-13	14-17
Viet Nam	10	8	-	8	2	-	2
Iraq	6	5	-	5	1	1	-
Bangladesh	4	4	-	4	-	-	-
Afghanistan	3	3	-	3	-	-	-
Syria	2	2	-	2	-	-	-
TOTAL	25	22	0	22	3	1	2

Unaccompanied minors apprehended for IBC and IS in 2016 disaggregated by nationality, sex and age

Nationality	UM in total	Total	MALE		Total	FEMALE	
			0-13	14-17		0-13	14-17
Afghanistan	12	12	4	8	-	-	-
Nepal	3	3	-	3	-	-	-
Syria	3	3	-	3	-	-	-
Bangladesh	1	1	-	1	-	-	-
India	1	1	-	1	-	-	-
Yemen	1	-	-	-	1	-	1
Russia	1	1	-	1	-	-	-
Ukraine	1	1	-	1	-	-	-
TOTAL	23	22	4	18	1	0	1

Note:

Stated age in the age category (0-13, 14-17) is valid at the time of apprehension of unaccompanied minors for IBC and IS.

2.4 Asylum applications

Overview of asylum applications submitted in 2017

Nationality	Number of submitted asylum applications
Afghanistan	23
Viet Nam	21
Iraq	12
Syria	11
Pakistan	10
Morocco	9
Ukraine	9
Cuba	8
Iran	7
Sri Lanka	7
Libya	6
Turkey	6
Russia	5
Algeria	4
Bangladesh	4
India	4
Poland	4
China (PRC)	3
Nigeria	2
Stateless	1
Bulgaria	1
Egypt	1
Ethiopia	1
Jordan	1
Democratic Republic of the Congo	1
Mali	1
Mexico	1
Unknown	1
Senegal	1
Sierra Leone	1
TOTAL	166

Overview of asylum applications submitted in 2016

Nationality	Number of submitted asylum applications
Ukraine	25
Afghanistan	16
Syria	14
Iraq	14
Pakistan	13
Algeria	7
Libya	7
India	6
Somalia	6
Iran	4
Democratic Republic of the Congo	4
Armenia	3
Bosnia and Herzegovina	2
Burundi	2
Morocco	2
Nigeria	2
Russia	2
Uganda	2
Viet Nam	2
Bangladesh	1
Czech Republic	1
China (PRC)	1
Egypt	1
Ghana	1
Georgia	1
Yemen	1
Cuba	1
Macedonia (FYROM)	1
Republic of Moldova	1
Serbia	1
Sri Lanka	1
Tunisia	1
TOTAL	146

Note:

This overview contains all applications for asylum submitted on the territory of Slovak republic during the reference periods. There is no relevance whether an applicant stayed on the territory of Slovak republic legally or illegally, including repeated asylum applications.

Overview of asylum applications submitted by illegal migrants apprehended for IBC and IS in 2017

		Number of apprehended illegal migrants	Number of asylum applications
IBC	External land border between BCPs	205	10
	External land border at BCPs	37	0
	External air border - airports	6	1
	TOTAL	248	11
IS	Inland	1 317	89
	On internal borders at Airports	0	0
	At BCPs - departing from the SR	1 112	0
	Returned from other member state	29	19
	TOTAL	2 458	108
TOTAL		2 706	119

Overview of asylum applications submitted by illegal migrants apprehended for IBC and IS in 2016

		Number of apprehended illegal migrants	Number of asylum applications
IBC	External land border between BCPs	132	0
	External land border at BCPs	56	4
	External air border - airports	20	1
	TOTAL	208	5
IS	Inland	1 045	64
	On internal borders at Airports	2	0
	At BCPs - departing from the SR	896	0
	Returned from other member state	19	9
	TOTAL	1 962	73
TOTAL		2 170	78

Overview of asylum applications submitted by illegal migrants apprehended for IBC and IS in 2017 disaggregated by nationality of applicant

Nationality	Total	Asylum applications by IBC			Asylum applications by IS			
		Land border:		Airports	Inland	On internal borders at Airports	at BCPs - departing from the SR	Returned from other MS
		between BCPs	at BCPs					
Afghanistan	22	1	-	-	18	-	-	3
Viet Nam	20	8	-	-	12	-	-	-
Pakistan	10	-	-	-	8	-	-	2
Iraq	8	-	-	-	8	-	-	-
Morocco	6	-	-	-	6	-	-	-
Sri Lanka	6	-	-	-	5	-	-	1
Turkey	6	-	-	1	3	-	-	2
Ukraine	6	-	-	-	4	-	-	2
Russia	5	1	-	-	-	-	-	4
Algeria	4	-	-	-	4	-	-	-
Bangladesh	4	-	-	-	4	-	-	-
China (PRC)	3	-	-	-	-	-	-	3
Iran	3	-	-	-	3	-	-	-
Syria	3	-	-	-	3	-	-	-
India	2	-	-	-	2	-	-	-
Nigeria	2	-	-	-	1	-	-	1
Stateless	1	-	-	-	1	-	-	-
Egypt	1	-	-	-	1	-	-	-
Ethiopia	1	-	-	-	-	-	-	1
Libya	1	-	-	-	1	-	-	-
Mali	1	-	-	-	1	-	-	-
Mexico	1	-	-	-	1	-	-	-
Unknown	1	-	-	-	1	-	-	-
Senegal	1	-	-	-	1	-	-	-
Sierra Leone	1	-	-	-	1	-	-	-
TOTAL	119	10	0	1	89	0	0	19

Overview of asylum applications submitted by illegal migrants apprehended for IBC and IS in 2016 disaggregated by nationality of applicant

Nationality	Total	Asylum applications by IBC			Asylum applications by IS			
		Land border:		Airports	Inland	On internal borders at Airports	at BCPs - departing from the SR	Returned from other MS
		between BCPs	at BCPs					
Pakistan	13	-	-	-	13	-	-	-
Iraq	9	-	-	-	9	-	-	-
Ukraine	9	-	3	-	4	-	-	2
Algeria	7	-	-	-	7	-	-	-
Somalia	6	-	-	-	6	-	-	-
Afghanistan	5	-	-	-	5	-	-	-
India	5	-	-	-	5	-	-	-
Iran	4	-	-	-	2	-	-	2
Bosnia and Herzegovina	2	-	-	-	2	-	-	-
Burundi	2	-	-	-	-	-	-	2
Democratic Republic of the Congo	2	-	-	1	1	-	-	-
Nigeria	2	-	-	-	1	-	-	1
Russia	2	-	-	-	1	-	-	1
Bangladesh	1	-	-	-	1	-	-	-
Egypt	1	-	-	-	1	-	-	-
Ghana	1	-	-	-	1	-	-	-
Georgia	1	-	-	-	1	-	-	-
Yemen	1	-	-	-	1	-	-	-
Cuba	1	-	-	-	1	-	-	-
Morocco	1	-	-	-	-	-	-	1
Sri Lanka	1	-	-	-	1	-	-	-
Syria	1	-	1	-	-	-	-	-
Tunisia	1	-	-	-	1	-	-	-
TOTAL	78	0	4	1	64	0	0	9

2.5 False Travel, Residence and other documents

Number of persons, documents and BCSs by the place of detection in 2016 and 2017

		2016			2017		
		persons	documents*	BCSs	persons	documents*	BCSs
Land border	At BCPs - entering the SR	51	35	51	29	40	83
	At BCPs - departing from the SR	53	25	128	25	16	26
	In the vicinity of land border (border surveillance)	1	2	-	-	-	-
	Total	105	62	179	54	56	109
Airports	Non-Schengen flights	19	27	2	7	8	8
	Intra-Schengen flights (random check)	2	2	-	-	-	-
	In airport area (or in its vicinity)	-	-	-	-	-	-
	Total	21	29	2	7	8	8
Inland	At APU PF	32	31	11	8	10	-
	At AU PF	-	-	-	-	-	-
	In PDCA	-	-	-	-	-	-
	Other	8	14	-	14	16	-
	Total	40	45	11	22	26	0
TOTAL on the territory of SR		166	136	192	83	90	117
GC SR in Uzhhorod (Detected by DAU DBAP Sobrance)		20	11	27	2	2	0

* Except for those Passports in which no changes have been made and they contain counterfeit/forged/fraudulently obtained documents or BCSs

Number of persons, documents and BCSs by DBAPs and PDCAs in 2016 and 2017

		2016			2017		
		persons	documents*	BCSs	persons	documents*	BCSs
DBAP Bratislava		17	21	2	11	15	8
DBAP Banská Bystrica		28	27	11	11	12	-
DBAP Prešov		16	26	-	7	7	-
DBAP Sobrance**		105	62	179	54	56	109
UPZC Medveďov		-	-	-	-	-	-
UPZC Sečovce		-	-	-	-	-	-
TOTAL		166	136	192	83	90	117

* Except for those Passports in which no changes have been made and they contain counterfeit/forged/fraudulently obtained documents or BCSs

** Except for cases at GC SR in Uzhhorod

Number of documents and BCSs by the place of detection in 2016 and 2017

		2016					2017				
		Total on the territory of SR	Land border	Airports	Inland	GK SR Uzhorod	Total on the territory of SR	Land border	Airports	Inland	GK SR Uzhorod
DOCUMENTS*	Passport*	53	41	10	2	9	25	20	2	3	2
	IDC	31	9	12	10	-	29	15	2	12	-
	Other TD	0	-	-	-	-	0	-	-	-	-
	Visa	10	9	1	-	2	16	12	4	-	-
	Residence permit	4	1	2	1	-	4	4	-	-	-
	Driving licence	7	2	1	4	-	7	5	-	2	-
	Civil status document	0	-	-	-	-	0	-	-	-	-
	Criminal records	23	-	-	23	-	5	-	-	5	-
	Evidence of education	0	-	-	-	-	1	-	-	1	-
	Other supportive document	8	-	3	5	-	3	-	-	3	-
	Other	0	-	-	-	-	0	-	-	-	-
	TOTAL	136	62	29	45	11	90	56	8	26	2
BCSs		192	179	2	11	27	117	109	8	0	0

* Except for those Passports in which no changes have been made and they contain counterfeit/forged/fraudulently obtained documents or BCSs

Travel documents (Passports, ID cards and other TDs) by type of fraud detected on the territory of the SR (GC SR Uzhorod excluded) in 2016 and 2017

		Total (a – l)	a	b	c	d	e	f	g	h	i	j	k	l	genuine (x)
2016	Passport	53	2	1	-	-	5	-	36	1	-	-	1	7	61
	IDC	31	1	-	-	-	-	-	-	-	22	-	7	1	-
	Other TD	0	-	-	-	-	-	-	-	-	-	-	-	-	-
	TOTAL	84	3	1	0	0	5	0	36	1	22	0	8	8	61
2017	Passport	25	2	2	3	-	2	-	15	-	-	-	-	1	30
	IDC	29	-	-	-	-	-	-	-	1	27	1	-	-	-
	Other TD	0	-	-	-	-	-	-	-	-	-	-	-	-	-
	TOTAL	54	2	2	3	0	2	0	15	1	27	1	0	1	30

- a. Photo substitution
- b. Unauthorized data alteration/addition
- c. Data page substitution
- d. Inner pages(except for data page) substitution
- e. Data page overlapping (multiple changes – photo substitution incl. Unauthorized data alteration/addition)
- f. Electronic device (any changes, interventions or damages)
- g. Unauthorized interventions to document (damage, overlapping of parts of document, wet stamps removal)
- h. Stolen blank travel document (unauthorized personalization)
- i. counterfeit (made by counterfeiter)
- j. Fantasy/Camouflage document (without legal validity)
- k. Genuine travel document misused by other person (impersonation)
- l. Fraudulently obtained document (e.g. issuance based on false personal data or due to corruption)
- x. Genuine Passports in which no changes have been made and they contain counterfeit/forged/fraudulently obtained documents or BCSs

Documents and BCs detected in 2017 by place of detection, nationality of person and country of origin of the document

	Persons (incl. cases without persons *)		Documents								BCS
	Nationality	Number	Country of origin of the document **	Passport		IDC	Visa	RP	Other****		
				False	genuine x)***				Number	type	
Land border	Ukraine	1	Bulgaria	1	-	-	-	-	-	-	-
	Ukraine	1	Greece	-	-	-	-	1	-	-	-
	Ukraine	2	Lithuania	2	-	1	-	-	2	DL	-
	Ukraine	1	Romania	-	-	1	-	-	-	-	-
	Ukraine	15	Ukraine	15	-	-	-	-	-	-	-
	Russia	1	Romania	1	-	-	-	-	1	DL	-
	Turkey	2	France	-	-	2	-	-	-	-	-
	Turkey	1	Cyprus	-	-	1	-	-	-	-	-
	Turkey	1	Finland	-	-	1	-	-	-	-	-
	Turkey	1	Luxemburg	-	-	1	-	-	-	-	-
	Turkey	1	Turkey	-	1	-	-	-	-	-	-
			Germany	-	-	-	1	1	-	-	2
	Turkey	1	Turkey	-	1	-	-	-	-	-	-
			Belgium	-	-	-	-	-	-	-	2
			France	-	-	-	-	-	-	-	2
			Germany	-	-	-	1	2	-	-	4
	---	-	Romania	-	-	8	-	-	-	-	-
	Ukraine	1	Ukraine	-	1	-	-	-	-	-	-
			Lithuania	-	-	-	-	-	-	-	2
	Ukraine	1	Ukraine	-	1	-	-	-	-	-	-
			Latvia	-	-	-	-	-	-	-	2
	Ukraine	3	Ukraine	-	3	-	-	-	-	-	-
			Hungary	-	-	-	-	-	-	-	4
	Ukraine	7	Ukraine	-	7	-	-	-	-	-	-
			Poland	-	-	-	1	-	-	-	14
	Ukraine	1	Ukraine	-	1	-	-	-	-	-	-
			Austria	-	-	-	-	-	-	-	2
	Ukraine	6	Ukraine	-	6	-	-	-	-	-	-
			Slovakia	-	-	-	-	-	-	-	10
	Cuba	2	Cuba	-	2	-	-	-	-	-	-
			France	-	-	-	2	-	-	-	-
	Republic of Moldova	1	Republic of Moldova	-	1	-	-	-	-	-	-
			Poland	-	-	-	-	-	-	-	4
	Ukraine	1	Ukraine	-	1	-	-	-	-	-	-
			Lithuania	-	-	-	-	-	-	-	2
			Slovakia	-	-	-	-	-	-	-	2
	Ukraine	1	Ukraine	-	1	-	-	-	-	-	-
			Hungary	-	-	-	1	-	-	-	-
			Slovakia	-	-	-	-	-	-	-	3
	Ukraine	1	Ukraine	-	1	-	-	-	-	-	-
			Austria	-	-	-	-	-	-	-	1
			Italy	-	-	-	-	-	-	-	1
	Ukraine	1	Russia	1	-	-	-	-	1	DL	-
			Poland	-	-	-	1	-	-	-	22
			Slovakia	-	-	-	-	-	-	-	21
			Hungary	-	-	-	-	-	-	-	9
			Ukraine	-	-	-	-	-	1	DL	-
India			-	-	-	1	-	-	-	-	
China (PRC)			-	-	-	1	-	-	-	-	
Turkey	-	-	-	3	-	-	-	-			
Total	54	---	20	27	15	12	4	5	---	109	

	Persons (incl. cases without persons *)		Documents								BCS
	Nationality	Number	Country of origin of the document **	Passport		IDC	Visa	RP	Other****		
				False	genuin e (x)***				Number	Type	
Airports	Albania	1	Hungary	-	-	1	-	-	-	-	-
	Macedonia (FYROM)	1	Bulgaria	-	-	1	-	-	-	-	-
	Unknown	1	Hungary	1	-	-	-	-	-	-	-
	Russia	1	Hungary	1	-	-	-	-	-	-	-
	Slovakia	2	Slovakia	-	2	-	-	-	-	-	-
			Pakistan	-	-	-	2	-	-	-	-
	Turkey	1	Turkey	-	1	-	-	-	-	-	-
			France	-	-	-	1	-	-	-	-
			Netherlands	-	-	-	-	-	-	-	-
			Germany	-	-	-	-	-	-	-	-
			Sweden	-	-	-	1	-	-	-	-
Total	7	---	2	3	2	4	0	0	---	8	
Inland	Algeria	1	Czech Republic	-	-	1	-	-	1	DL	-
	Brazil	2	Slovakia	-	-	-	-	-	2	OSD	-
	Bosna a Hercegovina	1	Bosnia and Herzegovina	-	-	-	-	-	1	CR	-
	Iraq	1	Iraq	1	-	-	-	-	-	-	-
	Libya	1	Libya	-	-	-	-	-	1	CR	-
	Macedonia (FYROM)	1	Macedonia (FYROM)	-	-	-	-	-	1	CR	-
	Republic of Moldova	1	Romania	-	-	1	-	-	-	-	-
	Serbia	1	Serbia	-	-	-	-	-	1	CR	-
									1	EoE	-
									1	OSD	-
	Slovakia	1	Lithuania	1	-	-	-	-	1	DL	-
	Ukraine	1	Slovakia	-	-	1	-	-	-	-	-
	Ukraine	8	Romania	-	-	8	-	-	-	-	-
	Ukraine	1	Bulgaria	-	-	1	-	-	-	-	-
	Ukraine	1	Ukraine	-	-	-	-	-	1	CR	-
	Viet Nam	1	Viet Nam	1	-	-	-	-	-	-	-
	Total	22	---	3	0	12	0	0	11	---	0
TOTAL on the territory of SR		83	---	25	30	29	16	4	16	---	117
GC SR Uzhhorod (detected by DAU DBAP Sobrance) DBAP SO)	Ukraine	2	Ukraine	2	-	-	-	-	-	-	-
	Total	2	---	2	0	0	0	0	0	---	0

* e. g. documents found in airport premises, Police units premises, in forger's workshop etc.

** The state whose document (travel document, visa, residents permit, border crossing stamp) was falsified (for example in the case of forged visa, the state which issued the visa is reported)

*** Type of fraud „x“- genuine passport in which no changes have been made and they contain counterfeit/forged/fraudulently obtained documents or BCSs

**** Column „type“-contains abbreviations as follows:

DL – driving license

CSD – civil status document

CR – criminal records

EoE – evidence of education

OSD – other supportive document

OTD – other travel document

Counterfeit, forged and fraudulently obtained BCSs detected in 2016 and 2017

	2016			2017		
	Persons	BCSs		Persons	BCSs	
		False	Fraudulently obtained		False	Fraudulently obtained
Land border at BCP - entry to the SR	21	43	8	13	83	-
Land border at BCP – departure from SR	39	126	2	12	22	4
Non-Schengen flight	1	2	-	1	8	-
Intra-Schengen flight *	-	-	-	-	-	-
Inland	1	11	-	-	-	-
TOTAL on the territory of SR	62	182	10	26	113	4
GC SR Uzhhorod (detected by DAU DBAP Sobrance)	10	24	3	0	0	0

* during spot-checks

2.6 Refusal of entry

Refusal of entry at the external border in 2016 and 2017 by reason for refusal

Reason for refusal	2016			2017		
	Total	Thereof:		Total	Thereof:	
		Land border	Airports		Land border	Airports
A	15	15	-	1	1	-
B	49	46	3	27	25	2
C	365	363	2	463	449	14
D	3	3	-	3	3	-
E	122	122	-	91	91	-
F	157	157	-	299	269	30
G	15	15	-	25	25	-
H1	41	38	3	200	181	19
H2	2	2	-	7	7	-
I	0	-	-	0	-	-
Refusal of entry to EU national	0	-	-	1	1	-
TOTAL	769	761	8	1 117	1 052	65

Note:

Refusal of entry to EU national - this category includes EU nationals who were refused to enter the SR according Art. 11 of the Act on stay of aliens.

Reasons for refusal of entry as listed in Article 14 Regulation (EU) 2016/399 of the European Parliament and of the Council of 9 March 2016 on a Union Code on the rules governing the movement of persons across borders (Schengen Borders Code):

- A - Has no valid travel document(s)
- B - Has a false/counterfeit/forged travel document
- C - Has no valid visa or residence permit
- D - Has a false/counterfeit/forged visa or residence permit
- E - Has no appropriate documentation justifying the purpose and conditions of stay
- F - Has already stayed for 90 days in the preceding 180-day period on the territory of the Member States of the EU
- G - Does not have sufficient means of subsistence in relation to the period and form of stay, or the means to return to the country of origin or transit
- H1 - Person for whom an alert has been issued in the SIS for the purposes of refusing entry
- H2 - Person for whom an alert has been issued in national register for the purposes of refusing entry
- I - Is considered to be a threat to public policy, internal security, public health or the international relations of one or more of the Member States of the EU

Refusals of entry in 2017

		Reasons											
		Total	Refusal of entry										Refusal of entry to EU national
			A	B	C	D	E	F	G	H1	H2	I	
LAND BORDER	Ukraine	942	1	18	397	1	74	262	23	159	7	-	-
	Republic of Moldova	48	-	-	10	-	16	4	2	16	-	-	-
	Belarus	10	-	-	10	-	-	-	-	-	-	-	-
	Turkey	9	-	7	1	-	-	1	-	-	-	-	-
	Georgia	6	-	-	1	-	-	-	-	5	-	-	-
	Azerbaijan	5	-	-	5	-	-	-	-	-	-	-	-
	Iraq	5	-	-	5	-	-	-	-	-	-	-	-
	Russia	5	-	-	5	-	-	-	-	-	-	-	-
	India	4	-	-	4	-	-	-	-	-	-	-	-
	Armenia	3	-	-	3	-	-	-	-	-	-	-	-
	Jordan	3	-	-	3	-	-	-	-	-	-	-	-
	Cuba	2	-	-	-	2	-	-	-	-	-	-	-
	Nigeria	2	-	-	2	-	-	-	-	-	-	-	-
	Serbia	2	-	-	-	-	-	1	-	1	-	-	-
	Egypt	1	-	-	1	-	-	-	-	-	-	-	-
	Kazakhstan	1	-	-	1	-	-	-	-	-	-	-	-
	Hungary	1	-	-	-	-	-	-	-	-	-	-	1
	Morocco	1	-	-	-	-	1	-	-	-	-	-	-
	United States, USA	1	-	-	-	-	-	1	-	-	-	-	-
	Sudan	1	-	-	1	-	-	-	-	-	-	-	-
	TOTAL	1 052	1	25	449	3	91	269	25	181	7	0	1
AIRPOCRS	Serbia	21	-	-	-	-	-	13	-	8	-	-	-
	Macedonia (FYROM)	14	-	1	-	-	-	9	-	4	-	-	-
	Albania	10	-	-	-	-	-	4	-	6	-	-	-
	Russia	4	-	-	4	-	-	-	-	-	-	-	-
	Bosnia and Herzegovina	3	-	-	-	-	-	3	-	-	-	-	-
	Ukraine	3	-	-	2	-	-	-	-	1	-	-	-
	Azerbaijan	1	-	-	1	-	-	-	-	-	-	-	-
	Belarus	1	-	-	1	-	-	-	-	-	-	-	-
	Fiji	1	-	-	1	-	-	-	-	-	-	-	-
	South Africa	1	-	-	1	-	-	-	-	-	-	-	-
	Kuwait	1	-	-	1	-	-	-	-	-	-	-	-
	Lebanon	1	-	-	1	-	-	-	-	-	-	-	-
	Mauritius	1	-	-	-	-	-	1	-	-	-	-	-
	Unknown nationality	1	-	1	-	-	-	-	-	-	-	-	-
	Kosovo	1	-	-	1	-	-	-	-	-	-	-	-
	Sudan	1	-	-	1	-	-	-	-	-	-	-	-
	TOTAL	65	0	2	14	0	0	30	0	19	0	0	0
TOTAL		1 117	1	27	463	3	91	299	25	200	7	0	1

Refusals of entry in 2016

		Reasons											
		Total	Refusal of entry										Refusal of entry to EU national
			A	B	C	D	E	F	G	H1	H2	I	
LAND BORDER	Ukraine	718	15	44	353	1	115	150	10	28	2	-	-
	Republic of Moldova	16	-	1	-	-	-	2	5	8	-	-	-
	Russia	8	-	-	5	-	-	3	-	-	-	-	-
	Turkey	7	-	1	1	2	2	-	-	1	-	-	-
	Azerbaijan	6	-	-	1	-	5	-	-	-	-	-	-
	Georgia	3	-	-	3	-	-	-	-	-	-	-	-
	Belarus	1	-	-	-	-	-	1	-	-	-	-	-
	Bosnia and Herzegovina	1	-	-	-	-	-	1	-	-	-	-	-
	United States, USA	1	-	-	-	-	-	-	-	1	-	-	-
	TOTAL	761	15	46	363	3	122	157	15	38	2	0	0
AIRPOCRS	Ukraine	3	-	2	1	-	-	-	-	-	-	-	-
	Albania	1	-	-	-	-	-	-	-	1	-	-	-
	China (PRC)	1	-	-	1	-	-	-	-	-	-	-	-
	Canada	1	-	-	-	-	-	-	-	1	-	-	-
	Macedonia (FYROM)	1	-	-	-	-	-	-	-	1	-	-	-
	Syria	1	-	1	-	-	-	-	-	-	-	-	-
	TOTAL	8	0	3	2	0	0	0	0	3	0	0	0
TOTAL		769	15	49	365	3	122	157	15	41	2	0	0

Refusal of entry of third country nationals in 2017 at the external land border by individual BCPs and reasons for refusal

		Reasons for refusal										
		Total	Thereof:									
			A	B	C	D	E	F	G	H1	H2	I
Ubl'a		373	-	-	183	-	48	92	11	35	4	-
Thereof:	Ukraine	355	-	-	174	-	45	92	9	31	4	-
	Republic of Moldova	7	-	-	-	-	2	-	2	3	-	-
	Armenia	3	-	-	3	-	-	-	-	-	-	-
	Russia	3	-	-	3	-	-	-	-	-	-	-
	Georgia	1	-	-	-	-	-	-	-	1	-	-
	India	1	-	-	1	-	-	-	-	-	-	-
	Jordan	1	-	-	1	-	-	-	-	-	-	-
	Kazakhstan	1	-	-	1	-	-	-	-	-	-	-
	Morocco	1	-	-	-	-	1	-	-	-	-	-
Vyšné Nemecké		607	1	20	240	1	27	167	8	140	3	-
Thereof:	Ukraine	534	1	18	208	1	13	160	8	122	3	-
	Republic of Moldova	39	-	-	8	-	14	4	-	13	-	-
	Belarus	10	-	-	10	-	-	-	-	-	-	-
	Azerbaijan	5	-	-	5	-	-	-	-	-	-	-
	Georgia	5	-	-	1	-	-	-	-	4	-	-
	Turkey	4	-	2	1	-	-	1	-	-	-	-
	Jordan	2	-	-	2	-	-	-	-	-	-	-
	Nigeria	2	-	-	2	-	-	-	-	-	-	-
	Serbia	2	-	-	-	-	-	1	-	1	-	-
	Egypt	1	-	-	1	-	-	-	-	-	-	-
	Russia	1	-	-	1	-	-	-	-	-	-	-
	United States, USA	1	-	-	-	-	-	1	-	-	-	-
	Sudan	1	-	-	1	-	-	-	-	-	-	-
Veľké Slomence		38	-	-	4	-	16	7	6	5	-	-
Thereof:	Ukraine	38	-	-	4	-	16	7	6	5	-	-
Čierna nad Tisou		33	-	5	22	2	-	3	-	1	-	-
Thereof:	Ukraine	15	-	-	11	-	-	3	-	1	-	-
	Iraq	5	-	-	5	-	-	-	-	-	-	-
	Turkey	5	-	5	-	-	-	-	-	-	-	-
	India	3	-	-	3	-	-	-	-	-	-	-
	Cuba	2	-	-	-	2	-	-	-	-	-	-
	Republic of Moldova	2	-	-	2	-	-	-	-	-	-	-
	Russia	1	-	-	1	-	-	-	-	-	-	-
Maťovské Vojkovce		0	-	-	-	-	-	-	-	-	-	-
TOTAL		1 051	1	25	449	3	91	269	25	181	7	0

Refusal of entry of third country nationals in 2016 at the external land border by individual BCPs and reasons for refusal

		Reasons for refusal										
		Total	Thereof:									
			A	B	C	D	E	F	G	H1	H2	I
Ubl'a		216	2	-	135	-	42	26	5	6	-	-
Thereof:	Ukraine	204	2	-	132	-	40	26	-	4	-	-
	Republic of Moldova	6	-	-	-	-	-	-	5	1	-	-
	Azerbaijan	2	-	-	-	-	2	-	-	-	-	-
	Georgia	2	-	-	2	-	-	-	-	-	-	-
	Russia	1	-	-	1	-	-	-	-	-	-	-
	United States, USA	1	-	-	-	-	-	-	-	1	-	-
Vyšné Nemecké		503	11	46	215	1	68	126	5	29	2	-
Thereof:	Ukraine	477	11	44	208	1	65	119	5	22	2	-
	Republic of Moldova	10	-	1	-	-	-	2	-	7	-	-
	Russia	7	-	-	4	-	-	3	-	-	-	-
	Azerbaijan	4	-	-	1	-	3	-	-	-	-	-
	Turkey	2	-	1	1	-	-	-	-	-	-	-
	Belarus	1	-	-	-	-	-	1	-	-	-	-
	Bosnia and Herzegovina	1	-	-	-	-	-	1	-	-	-	-
	Georgia	1	-	-	1	-	-	-	-	-	-	-
Veľké Slemence		24	2	-	3	-	9	3	5	2	-	-
Thereof:	Ukraine	24	2	-	3	-	9	3	5	2	-	-
Čierna nad Tisou		18	-	-	10	2	3	2	-	1	-	-
Thereof:	Ukraine	13	-	-	10	-	1	2	-	-	-	-
	Turkey	5	-	-	-	2	2	-	-	1	-	-
Maťovské Vojkovce		0	-	-	-	-	-	-	-	-	-	-
TOTAL		761	15	46	363	3	122	157	15	38	2	0

Refusal of entry of third country nationals in 2017 at the external air border by individual BCPs and reasons for refusal

		Reasons for refusal										
		Total	Thereof:									
			A	B	C	D	E	F	G	H1	H2	I
Bratislava Airport		62	-	1	12	-	-	30	-	19	-	-
Thereof:	Serbia	21	-	-	-	-	-	13	-	8	-	-
	Macedonia (FYROM)	14	-	1	-	-	-	9	-	4	-	-
	Albania	10	-	-	-	-	-	4	-	6	-	-
	Bosnia and Herzegovina	3	-	-	-	-	-	3	-	-	-	-
	Russia	3	-	-	3	-	-	-	-	-	-	-
	Ukraine	3	-	-	2	-	-	-	-	1	-	-
	Azerbaijan	1	-	-	1	-	-	-	-	-	-	-
	Belarus	1	-	-	1	-	-	-	-	-	-	-
	Fiji	1	-	-	1	-	-	-	-	-	-	-
	South Africa	1	-	-	1	-	-	-	-	-	-	-
	Kuwait	1	-	-	1	-	-	-	-	-	-	-
	Mauritius	1	-	-	-	-	-	1	-	-	-	-
	Kosovo	1	-	-	1	-	-	-	-	-	-	-
	Sudan	1	-	-	1	-	-	-	-	-	-	-
Poprad Airport		0	-	-	-	-	-	-	-	-	-	-
Košice Airport		3	-	1	2	-	-	-	-	-	-	-
Thereof:	Lebanon	1	-	-	1	-	-	-	-	-	-	-
	Unknown nationality	1	-	1	-	-	-	-	-	-	-	-
	Russia	1	-	-	1	-	-	-	-	-	-	-
small airports		0	-	-	-	-	-	-	-	-	-	-
TOTAL		65	0	2	14	0	0	30	0	19	0	0

Refusal of entry of third country nationals in 2016 at the external air border by individual BCPs and reasons for refusal

		Reasons for refusal										
		Total	Thereof:									
			A	B	C	D	E	F	G	H1	H2	I
Bratislava Airport		4	-	-	1	-	-	-	-	3	-	-
Thereof:	Albania	1	-	-	-	-	-	-	-	1	-	-
	China (PRC)	1	-	-	1	-	-	-	-	-	-	-
	Canada	1	-	-	-	-	-	-	-	1	-	-
	Macedonia (FYROM)	1	-	-	-	-	-	-	-	1	-	-
Poprad Airport		0	-	-	-	-	-	-	-	-	-	-
Košice Airport		4	-	3	1	-	-	-	-	-	-	-
Thereof:	Ukraine	3	-	2	1	-	-	-	-	-	-	-
	Syria	1	-	1	-	-	-	-	-	-	-	-
small airports		0	-	-	-	-	-	-	-	-	-	-
TOTAL		8	0	3	2	0	0	0	0	3	0	0

2.7 Facilitation of illegal immigration and trafficking in human beings

Documented cases of facilitation of illegal immigration and trafficking in human beings in 2016 and 2017

		2016	2017
TOTAL	Complaints: Commenced criminal prosecutions/Charges filed	100/70	116/94
	Persons: Suspects/ Accused	185/141	253/181
	Illegal migrants/ Victims	1 181/67	1 267/120
	Offences	205	228
Facilitation of illegal immigration (Art. 355, Art. 356 CC)	Complaints: Commenced criminal prosecutions/Charges filed	71/55	82/71
	Facilitators: Suspects/ Accused	128/104	138/107
	Illegal Migrants total/ Apprehended illegal migrants	1 181/287	1 267/259
	Thereof illegal migrants:	IBC and transit (Art. 355 CC)	466
		Illegal work (Art. 356 CC)	579
		Marriage of convenience (Art. 356 CC)	48
		For IS on the territory of SR, EU (Art. 356 CC)	174
	Offences	146	155
Trafficking in human beings (Art. 179 CC)	Complaints: Commenced criminal prosecutions/Charges filed	29/15	34/23
	Persons: Suspects/ Accused	57/37	115/74
	Victims	67	120
	Offences	59	73

Illegal migration through facilitation and trafficking in human beings in 2017

	Complaints		Persons		Illegal migrants/ victims	Illegal migrants (apprehended)	Offences	Value in €
	Commenced criminal prosecutions	Charges filed	Suspects	Accused				
Facilitation Art. 355 CC organized group	1	3	12	12	209	4	39	19 200,00
Facilitation Art. 355 CC criminal group	-	-	-	-	-	-	-	-
Facilitation Art. 356 CC marriage of convenience organized group	-	-	-	-	-	-	-	-
Facilitation Art. 355 CC	27	22	45	31	257	234	25	25 790,00
Facilitation Art. 356 CC Marriage of convenience	41	39	58	52	48	1	64	53 750,00
Facilitation Art. 356 CC Illegal work	10	4	19	9	579	20	11	5 000 000,00
Facilitation Art. 356 CC IS on the territory of the SR, EU	3	3	4	3	174	-	16	201 381,00
Facilitation TOTAL	82	71	138	107	1 267	259	155	5 300 121,00
Trafficking in human beings Art. 179 CC organized gr.	3	7	47	37	52	-	25	5 000,00
Trafficking in human beings Art. 179 CC	31	16	68	37	68	-	48	252 000,00
Trafficking in human beings TOTAL	34	23	115	74	120	0	73	257 000,00
TOTAL	116	94	253	181	1 267/120	259	228	5 557 121,00

Organized and criminal groups in cases recorded by NUCIM in 2017

	Complaints		Persons	
	Commenced criminal prosecutions	Charges filed	Suspects	Accused
Facilitation Art. 355 CC - organized group	1	3	12	12
Facilitation Art. 355 CC - criminal group	-	-	-	-
Facilitation – marriage of convenience Art. 356 CC - organized group	-	-	-	-
Trafficking in human beings Art. 179 CC - organized group	3	7	47	37
TOTAL	4	10	59	49

Cases of facilitation processed by NUCIM in 2017 (Art. 355, 356 CC) by place of detection

			Complaints		Persons		Illegal migrants	
			Commenced criminal prosecutions	Charges filed	Suspects	Accused	Total	Apprehended
External border	Land border	Art. 355 CC	6	8	13	13	216	87
		Art. 356 CC	-	-	-	-	-	-
	Airports		1	-	1	-	10	10
External border in total			7	8	14	13	226	97
Internal border Art. 355 CC	Austria		-	-	-	-	-	-
	Hungary		18	15	39	28	230	135
	Czech Republic		-	-	-	-	-	-
	Poland		-	-	-	-	-	-
Internal border Art. 355 CC in total			18	15	39	28	230	135
Inland Art. 356 CC	Art. 355 CC	Facilitation	3	2	4	2	10	6
	Art. 356 CC	Marriage of convenience	4	4	5	4	5	1
		Illegal work	10	4	19	9	579	20
		Other case of IS on the territory of the SR	3	3	4	3	174	-
Inland Art. 356, 355 CC in total			20	13	32	18	768	27
EU countries Art. 356 CC (marriage of convenience, IS on the territory of the EU) in total			16	18	27	27	20	0
Non EU countries Art. 356 CC (marriage of convenience) in total			21	17	26	21	23	0
TOTAL			82	71	138	107	1 267	259

Nationality of facilitators and migrants in 2017 – facilitation of illegal immigration

Facilitators		
Nationality	Suspects	Accused
Afghanistan	3	3
Bulgaria	1	1
Czech Republic	2	2
Iraq	4	4
Iran	1	1
Hungary	4	4
Slovakia	79	73
Syria	6	6
Pakistan	1	1
Turkey	2	2
Ukraine	6	6
Unknown	25	-
Senegal	1	1
Mali	1	1
Viet Nam	2	2
- - -	-	-
- - -	-	-
- - -	-	-
- - -	-	-
- - -	-	-
- - -	-	-
TOTAL	138	107

Illegal migrants		
Nationality	Facilitated	Thereof apprehended
Afghanistan	47	14
Algeria	4	1
Bangladesh	5	5
Bosnia and Herzegovina	1	-
Montenegro	5	-
Egypt	5	-
Georgia	1	-
India	17	11
Iraq	253	88
Iran	11	8
Nigeria	2	-
Pakistan	7	3
Russia	93	-
Serbia	528	-
Sri Lanka	5	5
Syria	47	16
Turkey	2	2
Ukraine	81	20
Uzbekistan	2	-
Viet Nam	82	82
Unknown	69	4
TOTAL	1 267	259

Nationality of offenders and victims in 2017 – trafficking in human beings

Offenders		
Nationality	Suspects	Accused
Slovakia	70	73
Unknown	44	-
Pakistan	1	1
TOTAL	115	74

Victims	
Nationality	Number
Slovakia	109
Unknown	10
Hungary	1
TOTAL	120

Note:

Facilitation - according Art. 355, Art. 356 CC,

Complaints – all complaints leading to commencement of criminal prosecution according to Regulation of Ministry of Interior no. 53/2009 made by NUCIM,

Charges filed – the resolutions to file charges according to Art. 206/1 of the Criminal procedure code,

Suspects – persons mentioned in the order to prosecute according Art. 199/1 of the Criminal procedure code,

Accused persons - all persons, who were accused of offence of facilitation according to § 206/1 of the Criminal procedure code,

Illegal migrants (in total) - persons, who are not citizens of the SR or who are not SR permanent residents and who have used services of facilitators according Art. 355 CC and persons, who are not citizens of the SR or other MS or citizens of the European Economic Area member state and who have used services of facilitators according Art. 356 CC and are mentioned in resolution on the commencement of criminal prosecution according Art. 199/1 or in the resolution to file charges according to Art. 206/1 of the Criminal procedure code,

Illegal migrants (apprehended) – persons mentioned above, who have used services of facilitators and who were physically apprehended by Police Force unit,

Offence – according to the Criminal code, the offence is also the partial attack of a continuing offense, unless expressly provided otherwise.

Trafficking in human beings - according to § 179 of the Criminal code,

Victims of Trafficking in human beings – persons whose instigators incite well-paid job abroad and upon arrival abuse them to another job (begging, selling toys, to marry a foreign national, possibly prostitution)

2.8 Return Policy and Persons Taken over to the SR

2.8.1 Readmission

Overview of persons handed and taken over according to Readmission Agreements in 2016 and 2017

Country of readmission	2016				2017			
	Illegal migration		Other		Illegal migration		Other	
	Persons handed over (from SR)	Persons taken over (to SR)	Persons handed over (from SR)	Persons taken over (to SR)	Persons handed over (from SR)	Persons taken over (to SR)	Persons handed over (from SR)	Persons taken over (to SR)
Ukraine	118	5	-	-	184	2	-	-
Austria	-	3	-	-	2	6	-	2
Hungary	3	3	-	-	2	1	-	-
Czech Republic	-	5	-	-	-	10	-	-
Poland	-	-	-	-	-	4	-	-
Germany	-	-	-	-	-	2	-	-
Switzerland	-	-	-	-	-	1	-	-
TOTAL	121	16	0	0	188	26	0	2

Note:

Illegal migration – this category includes handed over and taken over persons within the reference period regardless the period in which they were apprehended for illegal migration by authority of the SR or other country.

Other – this category includes handed over and taken over persons according readmission agreements within the reference period who were not apprehended for illegal migration on the territory of the SR and at the time of readmission their stay in the SR or other member state of the EU was legal.

„Persons handed over (from SR)“ – this category includes persons, who were sentenced for a crime that is not regarded to illegal migration (i.e. theft) and who were sentenced to judicial expulsion and they were handed over to the territory of other EU member state, where they were permitted to stay.

„Persons taken over (to SR)“ – this category includes persons, who were returned from other EU member state and they are permitted to stay on the territory of the SR.

Overview of persons handed over from the SR according to Readmission Agreements related illegal migration in 2017

Nationality	Total	Thereof:				
		Ukraine	Austria	Hungary	Czech Republic	Poland
Viet Nam	115	115	-	-	-	-
India	17	17	-	-	-	-
Syria	9	9	-	-	-	-
Ukraine	7	7	-	-	-	-
Georgia	6	6	-	-	-	-
Russia	6	6	-	-	-	-
Turkey	5	5	-	-	-	-
Armenia	3	3	-	-	-	-
Libya	3	3	-	-	-	-
Bangladesh	2	2	-	-	-	-
Guinea	2	2	-	-	-	-
Mongolia	2	2	-	-	-	-
Afghanistan	1	1	-	-	-	-
Azerbaijan	1	1	-	-	-	-
Stateless	1	1	-	-	-	-
China (PRC)	1	-	1	-	-	-
Iraq	1	1	-	-	-	-
Iran	1	-	-	1	-	-
Morocco	1	1	-	-	-	-
Republic of Moldova	1	1	-	-	-	-
Unknown nationality	1	-	1	-	-	-
Palestine	1	1	-	-	-	-
Serbia	1	-	-	1	-	-
TOTAL	188	184	2	2	0	0

Overview of persons handed over from the SR according to Readmission Agreements related illegal migration in 2016

Nationality	Total	Thereof:				
		Ukraine	Austria	Hungary	Czech Republic	Poland
Viet Nam	47	47	-	-	-	-
Ukraine	17	17	-	-	-	-
Georgia	14	14	-	-	-	-
Russia	9	9	-	-	-	-
Syria	8	6	-	2	-	-
Turkey	8	7	-	1	-	-
Iraq	7	7	-	-	-	-
Sri Lanka	3	3	-	-	-	-
Armenia	2	2	-	-	-	-
Azerbaijan	2	2	-	-	-	-
Republic of Moldova	2	2	-	-	-	-
Iran	1	1	-	-	-	-
Kazakhstan	1	1	-	-	-	-
TOTAL	121	118	0	3	0	0

Overview of persons taken over to the SR according to Readmission Agreements related illegal migration in 2017

Nationality	Total	Thereof:						
		Ukraine	Austria	Hungary	Czech Republic	Poland	Germany	Switzerland
Afghanistan	9	-	5	-	1	3	-	-
Eritrea	2	-	-	-	-	-	2	-
Iran	2	-	-	-	2	-	-	-
Pakistan	2	-	-	-	2	-	-	-
Serbia	2	-	-	-	2	-	-	-
Viet Nam	2	-	-	-	1	1	-	-
Algeria	1	-	-	-	1	-	-	-
Czech Republic	1	1	-	-	-	-	-	-
Israel	1	-	-	1	-	-	-	-
Nigeria	1	-	-	-	-	-	-	1
Poland	1	1	-	-	-	-	-	-
Turkey	1	-	1	-	-	-	-	-
Ukraine	1	-	-	-	1	-	-	-
TOTAL	26	2	6	1	10	4	2	1

Overview of persons taken over to the SR according to Readmission Agreements related illegal migration in 2016

Nationality	Total	Thereof:				
		Ukraine	Austria	Hungary	Czech Republic	Poland
Russia	4	3	-	1	-	-
Morocco	2	-	-	1	1	-
Kosovo	2	-	2	-	-	-
Serbia	2	-	-	-	2	-
Azerbaijan	1	-	-	1	-	-
Czech Republic	1	1	-	-	-	-
Georgia	1	-	1	-	-	-
Republic of Moldova	1	1	-	-	-	-
Turkey	1	-	-	-	1	-
Ukraine	1	-	-	-	1	-
TOTAL	16	5	3	3	5	0

2.8.2 Voluntary returns

Overview of effective voluntary returns in 2017 by country of return and Project type

Country of return	Total	Thereof:	
		Project „C“	Project „I“
Ukraine	9	-	9
Iraq	8	-	8
Viet Nam	5	-	5
Serbia	4	-	4
Kosovo	2	-	2
Pakistan	2	-	2
Afghanistan	1	-	1
Armenia	1	-	1
Brazil	1	-	1
China (PRC)	1	-	1
Ecuador	1	-	1
Ethiopia	1	-	1
Ghana	1	-	1
Georgia	1	-	1
Morocco	1	-	1
Republic of Moldova	1	-	1
Russia	1	-	1
United States, USA	1	-	1
Turkey	1	-	1
TOTAL	43	0	43

Overview of effective voluntary returns in 2016 by country of return and Project type

Country of return	Total	Thereof:	
		Project „C“	Project „H“
Iraq	70	-	70
Algeria	9	-	9
Ukraine	9	-	9
Cuba	3	-	3
Peru	3	-	3
Thailand	3	-	3
Afghanistan	2	-	2
Brazil	2	-	2
India	2	-	2
Iran	2	-	2
Russia	2	-	2
Turkey	2	-	2
Viet Nam	2	-	2
Albania	1	1	-
Belarus	1	-	1
Egypt	1	-	1
Philippines	1	-	1
United States, USA	1	-	1
TOTAL	116	1	115

Data submitted by: IOM

Note:

Voluntary returns – this category includes returns of aliens from Police Detention Centers for Aliens, from asylum institutions of the Migration Office of MOI SR and aliens on the territory of the SR, who are not staying in facilities of MOI SR.

Project „C“ - Cooperation Agreement between the International Organization for Migration and the Ministry of Interior of the Slovak Republic to assist the return of unsuccessful asylum seekers and illegal migrants to their country of origin..

Project „G“– Voluntary return and reintegration in country of origin (implementation 1.6.2014 – 31.5.2015)

Project „H“– Voluntary return and reintegration in country of origin (implementation 1.1.2016 – 31.12.2016)

2.8.3 Dublin transfers

Effective Dublin transfers according to the Regulation (EU) No. 604/2013 in 2016 and 2017

	2016	2017
Persons taken over to the SR	27	23
Persons handed over from the SR	83	32

Note:

This table regards persons handed over and taken over within the reference period regardless the period in which they were apprehended for illegal migration by authority of the SR or other country, regardless the administrative or judicial removal.

Effective transfers according to the Dublin Regulation – if the SR hands over (returns) the third country national to other member state, that is competent for decision in asylum procedure, or the SR takes over the third country national from other member state, as SR is competent for decision in asylum procedure.

Persons taken over to the SR from individual countries according to the Dublin regulation in 2017 disaggregated by nationality

Nationality	Total	Taken over from:									
		AT	CH	NO	BE	DK	CZ	FR	SE	FI	IT
Russia	4	4	-	-	-	-	-	-	-	-	-
China (PRC)	3	3	-	-	-	-	-	-	-	-	-
Ukraine	3	1	-	1	-	-	-	-	-	-	1
Afghanistan	2	-	-	2	-	-	-	-	-	-	-
India	2	1	-	-	-	1	-	-	-	-	-
Morocco	2	1	-	-	1	-	-	-	-	-	-
Sri Lanka	2	-	1	-	-	-	-	1	-	-	-
Algeria	1	-	-	-	-	-	-	-	1	-	-
Ethiopia	1	-	1	-	-	-	-	-	-	-	-
Iraq	1	1	-	-	-	-	-	-	-	-	-
Turkey	1	-	-	-	-	-	-	-	-	1	-
Viet Nam	1	-	-	-	-	-	1	-	-	-	-
TOTAL	23	11	2	3	1	1	1	1	1	1	1

Persons taken over to the SR from individual countries according to the Dublin regulation in 2016 disaggregated by nationality

Nationality	Total	Taken over from:						
		AT	SE	CZ	NO	DK	FR	CH
Afghanistan	7	2	5	-	-	-	-	-
Ukraine	7	5	-	1	-	-	-	1
Armenia	3	3	-	-	-	-	-	-
Burundi	2	-	-	-	1	-	1	-
Iran	2	2	-	-	-	-	-	-
Bosnia and Herzegovina	1	1	-	-	-	-	-	-
China (PRC)	1	-	-	1	-	-	-	-
Republic of Moldova	1	1	-	-	-	-	-	-
Nigeria	1	-	-	-	-	1	-	-
Russia	1	-	-	-	1	-	-	-
Viet Nam	1	-	-	-	1	-	-	-
TOTAL	27	14	5	2	3	1	1	1

Persons handed over from the SR from individual countries according to the Dublin regulation in 2017 disaggregated by nationality

Nationality	Total	Handed over to:							
		HU	HR	RO	BG	IT	DE	AT	SE
Iraq	11	-	-	7	3	-	-	-	1
Pakistan	3	-	-	-	1	-	1	1	-
Syria	3	-	-	-	3	-	-	-	-
Afghanistan	2	-	1	-	-	-	1	-	-
Morocco	2	-	-	-	-	-	2	-	-
Nigeria	2	1	-	-	-	-	-	1	-
Algeria	1	-	-	-	1	-	-	-	-
Bangladesh	1	-	-	-	-	1	-	-	-
Guinea	1	-	-	-	-	-	-	1	-
Yemen	1	-	-	-	-	-	1	-	-
Cameroon	1	-	-	-	-	-	1	-	-
Russia	1	-	-	-	-	-	-	1	-
Somalia	1	-	-	-	-	-	1	-	-
Turkey	1	-	-	1	-	-	-	-	-
Ukraine	1	1	-	-	-	-	-	-	-
TOTAL	32	2	1	8	8	1	7	4	1

Persons handed over from the SR from individual countries according to the Dublin regulation in 2016 disaggregated by nationality

Nationality	Total	Handed over to:							
		HU	BG	AT	IT	SE	DE	HR	GB
Afghanistan	37	14	22	-	-	-	1	-	-
Iraq	12	6	4	-	1	1	-	-	-
Syria	9	7	-	-	1	-	-	1	-
Pakistan	5	1	2	1	-	-	-	-	1
India	4	-	3	1	-	-	-	-	-
Nigeria	4	2	-	2	-	-	-	-	-
Iran	3	-	-	-	2	-	1	-	-
Somalia	3	-	-	-	1	2	-	-	-
Stateless	1	-	-	1	-	-	-	-	-
Ghana	1	1	-	-	-	-	-	-	-
Mali	1	-	-	-	1	-	-	-	-
Morocco	1	-	-	1	-	-	-	-	-
Russia	1	-	-	-	-	-	1	-	-
Sudan	1	-	-	1	-	-	-	-	-
TOTAL	83	31	31	7	6	3	3	1	1

AT- Austria
DE - Germany
CH – Switzerland
GB – United Kingdom
CZ – Czech Republic
BE – Belgium

DK – Denmark
SE – Sweden
FI – Finland
FR – France
NL - Netherlands
NO – Norway

IS - Iceland
HU – Hungary
BG – Bulgaria
IT – Italy
HR - Croatia
RO - Romania

2.8.4 Police Detention Centres for Aliens

Number of placed aliens (real number of persons) and outcomes of detention within the PDCA – return, release

		Total	PDCA Medved'ov	PDCA Sečovce
1	Number of placed persons from the previous period remaining detained on the 1.1.2017 (stock)	52	24	28
2	Number of persons placed during the year 2017*	269	131	138
3	Number of placed persons remaining detained on the 31.12.2017 (stock)	119	22	97
Number of released/returned persons from PDCA during 2016 (1+2-3)		202	133	69
Thereof**:	Readmission	3	3	0
	Dublin	29	18	11
	ARR	22	17	5
	Other way of return	84	76	8
	Released	64	19	45
Number of persons, who have applied for asylum during their detention in PDCA		47	26	21

* one person is counted only once in respective PDCA, regardless number of their placement (release, new detention, repeated placement),

** one person is counted only once in PDCA according the respective disaggregation, e. g. if the return was carried out according the readmission agreement, the person is counted only in the category "Readmission", not in the category "Other way of return"; or if the person was released and has been detained again, the repeated placement is not counted.

Note:

Other way of return – forced return (which is not a readmission, Dublin neither Assisted voluntary return) performed via External Air border BCP or External Land border BCP.

Number of aliens released/removed from PDCA Medved'ov in 2017 by nationality

Nationality	Number of released/returned aliens	Readmission	Dublin	ARR	Other way of return	Released
Serbia	25	1	-	2	22	-
Ukraine	23	-	1	1	20	1
Pakistan	14	-	2	2	7	3
Syria	12	-	3	-	4	5
Iraq	10	-	4	3	1	2
Viet Nam	9	-	-	3	4	2
Russia	4	-	-	-	4	-
Stateless	3	-	1	-	-	2
Morocco	3	-	-	1	2	-
Kosovo	3	-	-	2	1	-
Afghanistan	2	-	-	1	-	1
Algeria	2	-	1	-	1	-
China (PRC)	2	1	-	1	-	-
Cameroon	2	-	1	-	1	-
Macedonia (FYROM)	2	-	-	-	1	1
Nigeria	2	-	2	-	-	-
Turkey	2	-	1	-	1	-
Albania	1	-	-	-	1	-
Montenegro	1	-	-	-	1	-
Egypt	1	-	-	-	1	-
Eritrea	1	-	-	1	-	-
Guinea	1	-	1	-	-	-
India	1	-	-	-	1	-
Iran	1	1	-	-	-	-
Israel	1	-	-	-	1	-
Mali	1	-	-	-	-	1
Republic of Moldova	1	-	-	-	1	-
Nepal	1	-	-	-	1	-
Sierra Leone	1	-	-	-	-	1
Somalia	1	-	1	-	-	-
TOTAL	133	3	18	17	76	19

Number of aliens released/removed from PDCA Sečovce in 2017 by nationality

Nationality	Number of released/returned aliens	Readmission	Dublin	ARR	Other way of return	Released
Iraq	33	-	7	-	-	26
Afghanistan	8	-	1	-	-	7
Ukraine	5	-	-	3	2	-
Iran	4	-	-	-	-	4
Viet Nam	4	-	-	-	3	1
Morocco	3	-	2	-	-	1
Syria	3	-	-	-	-	3
Russia	2	-	1	-	1	-
China (PRC)	1	-	-	1	-	-
Democratic Republic of Macedonia (FYROM)	1	-	-	-	-	1
Republic of Moldova	1	-	-	-	1	-
Pakistan	1	-	-	1	-	-
Pakistan	1	-	-	-	-	1
Somalia	1	-	-	-	1	-
Sri Lanka	1	-	-	-	-	1
TOTAL	69	0	11	5	8	45

Activities of PDCA Medved'ov/Sečovce in 2016 and 2017

Activity of PDCA	PDCA Medved'ov		PDCA Sečovce	
	2016	2017	2016	2017
Number of placements	219	157	361	194
Number of releases	108	159	275	74
Applications for issue of ETD	54	38	-	-
Applications for issue of ETD for other units	36	23	-	-
Number of ETDs issued for PDCA	27	28	-	-
Number of ETDs issued for other units	3	3	-	-
Escorts related to conducted returns	75	77	32	26
Removal by air with escort	12	26	4	4
Escorts by air of UMs from CH Dľaň Medzilaborce for the purpose of the Dublin transfer	-	-	-	3
Other escorts	221	102	175	73
Transports (from CZE to UKR)	15	26	-	-
Assistance by transport from AUT to POL	6	14	-	-

Note:

Number of placements: number of all placements (one person may be listed more than once),

Number of releases: number of releases according Art. 90/2/b of Act on stay of aliens or due to reason of relocation to other PDCA (one person may be listed more than once).

2.8.5 Return decisions and effective returns

Overview of return decisions issued in 2017

Nationality	Total	Illegal migration		Other	
		AR	JR	AR	JR
Ukraine	1 770	1 643	101	15	11
Serbia	239	214	7	13	5
Viet Nam	140	139	1	-	-
Republic of Moldova	32	31	1	-	-
Russia	31	26	3	-	2
Romania	20	3	-	7	10
India	19	19	-	-	-
Hungary	19	-	10	7	2
Syria	18	18	-	-	-
Bosnia and Herzegovina	17	16	-	-	1
Macedonia (FYROM)	16	15	-	-	1
Turkey	16	15	1	-	-
Iraq	15	14	1	-	-
Iran	14	12	1	1	-
Poland	13	-	1	8	4
Czech Republic	12	-	-	9	3
China (PRC)	11	11	-	-	-
Taiwan	11	11	-	-	-
Georgia	10	9	-	1	-
Libya	7	6	-	1	-
Afghanistan	6	6	-	-	-
Brazil	6	5	-	1	-
Belarus	5	4	1	-	-
Canada	5	5	-	-	-
Korean Republic	5	5	-	-	-
Nigeria	5	5	-	-	-
Armenia	4	4	-	-	-
Unknown	4	3	1	-	-
Albania	3	2	1	-	-
Bangladesh	3	3	-	-	-
Guinea	3	3	-	-	-
Croatia	3	-	-	1	2
Israel	3	3	-	-	-
Mongolia	3	3	-	-	-
United States, USA	3	3	-	-	-
Azerbaijan	2	2	-	-	-
Bulgaria	2	-	-	2	-
Montenegro	2	-	-	1	1
Egypt	2	2	-	-	-
Mexico	2	2	-	-	-
Kosovo	2	2	-	-	-
Pakistan	2	2	-	-	-
Italy	2	-	-	2	-



continued overleaf



continued from previous page (2017)

Nationality	Total	Illegal migration		Other	
		AR	JR	AR	JR
Algeria	1	1	-	-	-
Bahamas	1	1	-	-	-
Stateless	1	1	-	-	-
Bolivia	1	1	-	-	-
Ecuador	1	1	-	-	-
Ethiopia	1	1	-	-	-
Philippines	1	1	-	-	-
Ghana	1	1	-	-	-
Indonesia	1	1	-	-	-
Kuwait	1	-	-	1	-
Latvia	1	-	1	-	-
Morocco	1	1	-	-	-
Germany	1	-	1	-	-
Nepal	1	-	-	1	-
Palestine	1	1	-	-	-
Peru	1	1	-	-	-
Sierra Leone	1	1	-	-	-
Somalia	1	-	-	1	-
United Arab Emirates	1	1	-	-	-
Spain	1	-	-	1	-
Tajikistan	1	1	-	-	-
Thailand	1	1	-	-	-
Tunisia	1	1	-	-	-
Venezuela	1	1	-	-	-
TOTAL	2 531	2 284	132	73	42

Overview of return decisions issued in 2016

Nationality	Total	Illegal migration		Other	
		AR	JR	AR	JR
Ukraine	1 185	1 056	119	7	3
Serbia	107	82	12	10	3
Iraq	80	79	1	-	-
Viet Nam	57	56	1	-	-
Syria	44	44	-	-	-
Russia	32	29	3	-	-
Republic of Moldova	23	21	2	-	-
Georgia	20	20	-	-	-
Macedonia (FYROM)	20	20	-	-	-
Turkey	20	19	-	1	-
Kuwait	16	16	-	-	-
Algeria	15	15	-	-	-
Afghanistan	14	13	1	-	-
Romania	14	-	4	4	6
Hungary	13	-	7	4	2
Pakistan	12	11	-	1	-
Korean Republic	11	10	-	1	-
India	10	9	1	-	-
Albania	9	3	6	-	-
Iran	8	7	-	1	-
Bosnia and Herzegovina	7	7	-	-	-
Israel	7	6	1	-	-
Nigeria	7	4	3	-	-
Canada	6	6	-	-	-
China (PRC)	5	5	-	-	-
Belarus	5	4	1	-	-
Brazil	5	5	-	-	-
Morocco	5	4	1	-	-
Senegal	5	4	1	-	-
Thailand	5	5	-	-	-
Armenia	4	4	-	-	-
Mexico	4	4	-	-	-
Kosovo	4	4	-	-	-
Poland	4	-	1	1	2
United States, USA	4	4	-	-	-
Azerbaijan	3	3	-	-	-
Czech Republic	3	-	-	3	-
Montenegro	3	3	-	-	-
Kazakhstan	3	3	-	-	-
Cuba	3	3	-	-	-
Palestine	3	3	-	-	-
Peru	3	3	-	-	-
Sri Lanka	3	3	-	-	-



continued overleaf



continued from previous page (2016)

Nationality	Total	Illegal migration		Other	
		AR	JR	AR	JR
Bulgaria	2	-	-	2	-
Guinea	2	2	-	-	-
Democratic Republic of the Congo	2	2	-	-	-
Libya	2	2	-	-	-
Germany	2	-	-	2	-
Saint Kitts and Nevis	2	2	-	-	-
Egypt	1	1	-	-	-
Philippines	1	1	-	-	-
Japan	1	1	-	-	-
Yemen	1	1	-	-	-
Kenya	1	1	-	-	-
Kyrgyzstan	1	1	-	-	-
Lebanon	1	1	-	-	-
Liberia	1	1	-	-	-
Lithuania	1	-	1	-	-
Mozambique	1	1	-	-	-
Unknown	1	1	-	-	-
United Kingdom	1	-	-	1	-
Italy	1	-	1	-	-
Tunisia	1	1	-	-	-
Uzbekistan	1	1	-	-	-
Venezuela	1	1	-	-	-
TOTAL	1 839	1 618	167	38	16

Note:

Overview contains information on to how many aliens a decision on removal (AR or JR) was issued during the reference period (more than 1 decision might be issued to one person), regardless of when they have been detained.

- **Illegal migration AR/JR** – aliens to whom the decision on administrative or judicial removal (AR, JR) was issued for the reasons related to illegal migration (IBC and IS)
- **Other** – aliens to whom a decision on administrative or judicial removal (AR, JR) has been issued for the reasons, which do not relate to illegal migration (breach or not fulfilling general legal conditions with no connections to illegal migration).

Nationality of each alien in the overview is that one, he/she reported during removal procedure in the SR.

Overview of effective returns from the SR in 2017

Nationality	Total	AR		JR	
		of illegal migration	other	of illegal migration	other
Ukraine	1 443	1 326	5	102	10
Viet Nam	128	121	-	7	-
Serbia	34	18	-	11	5
Republic of Moldova	32	31	-	1	-
Russia	20	15	-	3	2
India	18	18	-	-	-
Syria	15	15	-	-	-
Hungary	12	-	-	10	2
Iraq	10	9	-	1	-
Pakistan	9	9	-	-	-
Georgia	8	8	-	-	-
Turkey	8	7	-	1	-
Armenia	4	4	-	-	-
Macedonia (FYROM)	4	3	-	-	1
Morocco	4	4	-	-	-
Poland	4	1	-	1	2
China (PRC)	3	3	-	-	-
Czech Republic	3	-	-	-	3
Guinea	3	3	-	-	-
Libya	3	3	-	-	-
Kosovo	3	3	-	-	-
Afghanistan	2	2	-	-	-
Bangladesh	2	2	-	-	-
Croatia	2	-	-	-	2
Mongolia	2	2	-	-	-
Romania	2	-	-	-	2
Albania	1	-	-	1	-
Algeria	1	1	-	-	-
Azerbaijan	1	1	-	-	-
Stateless	1	1	-	-	-
Belarus	1	-	-	1	-
Bosnia and Herzegovina	1	-	-	-	1
Brazil	1	1	-	-	-
Bulgaria	1	-	-	1	-
Montenegro	1	-	-	-	1
Egypt	1	-	-	1	-
Ecuador	1	1	-	-	-
Ethiopia	1	1	-	-	-
Ghana	1	1	-	-	-
Israel	1	-	-	1	-
Cameroon	1	-	-	1	-
Latvia	1	-	-	1	-
Germany	1	-	-	1	-
Nepal	1	-	1	-	-
Unknown	1	1	-	-	-
Nigeria	1	1	-	-	-
Palestine	1	1	-	-	-
Somalia	1	-	1	-	-
United States, USA	1	1	-	-	-
Tajikistan	1	1	-	-	-
TOTAL	1 802	1 619	7	145	31

Overview of effective returns from the SR in 2016

Nationality	Total	AR		JR	
		of illegal migration	other	of illegal migration	other
Ukraine	1 124	996	5	120	3
Iraq	78	77	-	1	-
Viet Nam	55	49	-	6	-
Republic of Moldova	21	19	-	2	-
Russia	20	17	-	3	-
Georgia	19	19	-	-	-
Serbia	17	2	-	13	2
Algeria	11	10	-	1	-
Syria	11	10	-	1	-
Hungary	10	-	-	8	2
Turkey	10	10	-	-	-
Romania	9	-	-	4	5
Albania	8	2	-	6	-
India	6	2	-	4	-
Belarus	4	3	-	1	-
Iran	4	4	-	-	-
Nigeria	4	1	-	3	-
Pakistan	4	3	1	-	-
Afghanistan	3	2	-	1	-
Cuba	3	3	-	-	-
Macedonia (FYROM)	3	3	-	-	-
Peru	3	3	-	-	-
Sri Lanka	3	3	-	-	-
Thailand	3	3	-	-	-
Armenia	2	2	-	-	-
Azerbaijan	2	2	-	-	-
Brazil	2	2	-	-	-
Czech Republic	2	-	-	-	2
Philippines	2	2	-	-	-
Kosovo	2	2	-	-	-
China (PRC)	1	1	-	-	-
Egypt	1	1	-	-	-
Guinea	1	1	-	-	-
Israel	1	-	-	1	-
Canada	1	1	-	-	-
Kazakhstan	1	1	-	-	-
Kyrgyzstan	1	1	-	-	-
D. R. Congo	1	1	-	-	-
Lithuania	1	-	-	1	-
Niger	1	-	-	1	-
Poland	1	-	-	1	-
Senegal	1	-	-	1	-
United Kingdom	1	-	1	-	-
United States, USA	1	1	-	-	-
Italy	1	-	-	1	-
Tunisia	1	1	-	-	-
Uzbekistan	1	1	-	-	-
TOTAL	1 462	1 261	7	180	14

Note:

The overview contains number of all executions of decisions of administrative or judiciary removal from the SR (process of return of alien – regardless whether voluntary or forced), that took place within the reference period, regardless when the person has been apprehended and regardless, when the decision was issued. The overview also contains executions of removal decisions issued by other Member State. The nationality listed is that one valid by the time of execution of the decision.

Effective returns from the territory of the SR disaggregated by country of return in 2016 and 2017

	Total	OF ILLEGAL MIGRATION		OTHER	
		to third country	to member state	to third country	to member state
2016	1 462	1 409	32	12	9
2017	1 802	1 738	26	26	12

Effective returns of illegal migrants from the territory of the SR to third country in 2017 by the type of return

Nationality	Total	FORCED RETURNS			VOLUNTARY RETURNS		
		Via external land border	Via internal land border	By air	Voluntary departure		AVR (IOM)
					After fulfilling obligation to leave the SR	at BCPs - departing from the SR	
Ukraine	1 428	112	-	-	278	1 029	9
Viet Nam	128	116	-	6	1	-	5
Republic of Moldova	32	2	-	1	-	28	1
Serbia	28	-	7	13	1	3	4
India	18	17	-	1	-	-	-
Russia	13	6	-	2	1	3	1
Iraq	9	1	-	-	-	-	8
Pakistan	9	-	-	7	-	-	2
Syria	9	9	-	-	-	-	-
Georgia	8	6	-	-	-	1	1
Turkey	8	5	-	1	1	-	1
Armenia	4	3	-	-	-	-	1
Hungary	4	4	-	-	-	-	-
Morocco	4	1	-	2	-	-	1
Libya	3	3	-	-	-	-	-
Macedonia (FYROM)	3	-	-	1	2	-	-
Kosovo	3	-	-	1	-	-	2
Afghanistan	2	1	-	-	-	-	1
Bangladesh	2	2	-	-	-	-	-
China (PRC)	2	-	-	-	-	1	1
Guinea	2	2	-	-	-	-	-
Mongolia	2	2	-	-	-	-	-
Albania	1	-	-	1	-	-	-
Algeria	1	-	-	1	-	-	-
Azerbaijan	1	1	-	-	-	-	-
Stateless	1	1	-	-	-	-	-
Belarus	1	1	-	-	-	-	-
Brazil	1	-	-	-	-	-	1
Egypt	1	-	-	1	-	-	-
Ecuador	1	-	-	-	-	-	1
Ethiopia	1	-	-	-	-	-	1
Ghana	1	-	-	-	-	-	1
Israel	1	-	-	1	-	-	-
Cameroon	1	-	-	1	-	-	-
Latvia	1	1	-	-	-	-	-
Germany	1	1	-	-	-	-	-
Palestine	1	1	-	-	-	-	-
United States, USA	1	-	-	-	-	-	1
Tajikistan	1	-	-	-	-	1	-
TOTAL	1 738	298	7	40	284	1 066	43

Effective returns of illegal migrants from the territory of the SR to third country in 2016 by the type of return

Nationality	Total	FORCED RETURNS			VOLUNTARY RETURNS		
		Via external land border	Via internal land border	By air	Voluntary departure		AVR (IOM)
					After fulfilling obligation to leave the SR	at BCPs - departing from the SR	
Ukraine	1 116	146	-	-	150	811	9
Iraq	77	7	-	-	-	-	70
Viet Nam	54	47	-	5	-	-	2
Republic of Moldova	21	3	-	-	-	18	-
Georgia	19	18	-	-	-	1	-
Russia	17	11	-	-	3	1	2
Serbia	13	-	7	6	-	-	-
Algeria	10	-	-	1	-	-	9
Turkey	9	7	-	-	-	-	2
Albania	8	1	-	5	1	-	1
Syria	7	6	-	-	1	-	-
India	5	-	-	3	-	-	2
Belarus	4	1	-	-	-	2	1
Iran	4	1	-	1	-	-	2
Afghanistan	3	-	-	1	-	-	2
Cuba	3	-	-	-	-	-	3
Macedonia (FYROM)	3	-	-	3	-	-	-
Peru	3	-	-	-	-	-	3
Sri Lanka	3	3	-	-	-	-	-
Thailand	3	-	-	-	-	-	3
Armenia	2	2	-	-	-	-	-
Azerbaijan	2	2	-	-	-	-	-
Brazil	2	-	-	-	-	-	2
Nigeria	2	-	-	2	-	-	-
Kosovo	2	-	-	2	-	-	-
Pakistan	2	1	-	1	-	-	-
China (PRC)	1	-	-	1	-	-	-
Egypt	1	-	-	-	-	-	1
Philippines	1	-	-	-	-	-	1
Guinea	1	-	-	1	-	-	-
Israel	1	-	-	1	-	-	-
Canada	1	-	-	1	-	-	-
Kazakhstan	1	1	-	-	-	-	-
Kyrgyzstan	1	-	-	-	1	-	-
D. R. Congo	1	-	-	1	-	-	-
Lithuania	1	1	-	-	-	-	-
Hungary	1	1	-	-	-	-	-
Niger	1	-	-	1	-	-	-
United States, USA	1	-	-	-	-	-	1
Tunisia	1	-	-	1	-	-	-
Uzbekistan	1	-	-	-	1	-	-
TOTAL	1 409	259	7	37	157	833	116

Notes:

Forced return to the third country is execution of decision on administrative or judiciary removal by the escort carried out by the unit of PF: a) via external land border, b) via internal land border or c) by air to the third country. This kind of execution of decision on AR/JR can also be a readmission, if the person is handed over according to the readmission agreement.

Voluntary departure to the third country is: a) voluntary fulfilling the obligation to leave the territory of the SR within the period mentioned in the decision on AR due to IS detected inland (fulfilling of obligation is recorded at the BCP; or b) leave of the territory of the SR due to IS detected at the BCP at departure from SR, for which a decision on AR has been issued.

Effective returns of illegal migrants from the territory of the SR to other Member State in 2017 by the type of return

Nationality	Total	Readmission	Dublin regulation	Other way of effective return
Hungary	6	-	-	6
Syria	6	-	-	6
Russia	5	-	1	4
Poland	2	-	-	2
Bulgaria	1	-	-	1
China (PRC)	1	1	-	-
Guinea	1	-	1	-
Iraq	1	-	-	1
Unknown	1	1	-	-
Nigeria	1	-	1	-
Serbia	1	-	-	1
TOTAL	26	2	3	21

Effective returns of illegal migrants from the territory of the SR to other Member State in 2016 by the type of return

Nationality	Total	Readmission	Dublin regulation	Other way of effective return
Hungary	7	-	-	7
Romania	4	-	-	4
Syria	4	1	-	3
Russia	3	-	-	3
Nigeria	2	-	2	-
Serbia	2	-	-	2
Algeria	1	-	-	1
Philippines	1	-	-	1
India	1	-	-	1
Iraq	1	-	-	1
Pakistan	1	-	1	-
Poland	1	-	-	1
Senegal	1	-	-	1
Italy	1	-	-	1
Turkey	1	1	-	-
Viet Nam	1	-	-	1
TOTAL	32	2	3	27

Note:

Types of return in accordance with readmission agreement and Dublin regulation are considered as forced returns.

Effective returns in accordance with Dublin Regulation regard only those Dublin transfers based on decisions on administrative or judiciary returns.

Other way of effective return – execution of decision on AR or JR might be carried out as: a) escort by Police unit to the territory of other member state, if the alien, to whom a decision on AR/JR was issued, has valid residence permit or is authorized to stay on the territory of respective member state (country of return) or based on European arrest warrant; b) as voluntarily fulfilling the obligation to leave within the period stated in the decision on AR to a member state out of Schengen area based on detection of unauthorized stay inland or at the BCP when departing from the territory of SR.

2.9 Unauthorized transport of cigarettes through external border

Overview of number of detected smuggled cigarettes through the external border (Art. 279 CC) by individual months of 2017

Month	Total number of cigarettes	Land border			Airports		
		Total	Thereof:			Thereof:	
			from SR	to SR		from SR	to SR
January	1 600	1 600	-	1 600	-	-	-
February	25 139	25 139	-	25 139	-	-	-
March	589 955	589 955	-	589 955	-	-	-
April	51 000	51 000	-	51 000	-	-	-
May	270 311	270 311	-	270 311	-	-	-
June	19 800	19 800	-	19 800	-	-	-
July	535 096	535 096	-	535 096	-	-	-
August	180	180	-	180	-	-	-
September	74 620	74 620	-	74 620	-	-	-
October	240	240	-	240	-	-	-
November	2 660	2 660	-	2 660	-	-	-
December	35 920	35 920	-	35 920	-	-	-
TOTAL	1 606 521	1 606 521	0	1 606 521	0	0	0

Smuggled cigarettes detected by units of DBAP Sobrance in 2017 by place of detection

		Number of cases	Number of cigarettes	Value in €
Cigarettes detected at BCPs		34	392 282	55 807,67
Thereof:	In cars	3	10 760	1 593,62
	In trains	12	377 780	53 686,19
	Among personal belongings	19	3 742	527,86
Cigarettes detected Inland		18	1 214 239	150 990,61
Thereof:	In car	8	11 519	1 705,26
	In village	1	506 060	72 921,52
	In forest	5	584 600	58 894,36
	In river	2	110 600	17 269,59
	Among personal belongings	2	1 460	199,88
TOTAL		52	1 606 521	206 798,28

Smuggled cigarettes detected by individual units of DBAP Sobrance in 2017 by place of detection

		Number of cases	Number of cigarettes	Value in €
BCU PF Zboj		-	-	-
BCU PF Topoľa		-	-	-
BCU PF Ulič		-	-	-
BCU PF Vyšné Nemecké		2	12 400	1 478,93
Thereof:	Inland in forest	2	12 400	1 478,93
BCU PF Ubľa		6	9 656	1 371,59
Thereof:	At the BCP among personal belongings	4	896	122,97
	At the BCP in cars	2	8 760	1 248,62
BCU PF Podhorod'		1	520 000	49 597,00
Thereof:	Inland in forest	1	520 000	49 597,00
BCU PF Petrovce		-	-	-
BCU PF Mat'ovské Vojkovce		8	347 780	51 081,00
Thereof:	At the BCP in trains	5	225 180	31 937,85
	Inland in river	2	110 600	17 269,59
	Inland in forest	1	12 000	1 873,56
BCU PF Veľké Slemence		17	549 106	79 271,28
Thereof:	At the BCP among personal belongings	15	2 846	404,89
	Inland in village	1	506 060	72 921,52
	Inland in forest	1	40 200	5 944,87
BCU PF Čierna nad Tisou		6	72 600	10 345,46
Thereof:	At the BCP in trains	6	72 600	10 345,46
MIU PF DBAP Sobrance		12	94 979	13 653,02
Thereof:	Inland in car	8	11 519	1 705,26
	Inland among personal belongings	2	1 460	199,88
	At the BCP in trains	1	80 000	11 402,88
	At the BCP in cars	1	2 000	345,00
TOTAL		52	1 606 521	206 798,28

2.10 Positive hits in Police databases

Overview of number of apprehended persons, vehicles and items based on searching in police databases in 2017

			Total	Thereof:			
				DBAP Bratislava	DBAP B. Bystrica	DBAP Prešov	DBAP Sobrance
persons	Total		1 379	296	6	213	864
	SIS	Third country nationals	660	60	1	24	575
		EU nationals	475	151	1	95	228
	PATROS and INTERPOL	Third country nationals	50	11	4	8	27
		EU nationals	194	74	-	86	34
vehicles	Total		466	0	0	0	466
	PATRMV and INTERPOL		11	-	-	-	11
	SIS		450	-	-	-	450
items (including documents)	Total		365	98	4	33	230
	PATRDOC and INTERPOL		180	46	2	26	106
	SIS		185	52	2	7	124
persons, vehicles and items	Total		29	4	0	0	25
	IBO		29	4	-	-	25

Overview of number of apprehended persons, vehicles and items based on searching in police databases in 2016

			Total	Thereof:			
				DBAP Bratislava	DBAP B. Bystrica	DBAP Prešov	DBAP Sobrance
persons	Total		860	227	11	164	458
	SIS	Third country nationals	348	39	3	10	296
		EU nationals	323	108	2	73	140
	PATROS and INTERPOL	Third country nationals	22	8	1	3	10
		EU nationals	167	72	5	78	12
vehicles	Total		143	0	0	0	143
	PATRMV and INTERPOL		11	-	-	-	11
	SIS		132	-	-	-	132
items (including documents)	Total		406	86	2	32	286
	PATRDOC and INTERPOL		170	38	-	25	107
	SIS		236	48	2	7	179
persons, vehicles and items	Total		6	0	0	0	6
	IBO		6	-	-	-	6



Processed by:

Risk Analysis and Coordination Department

Bureau of Border and Alien Police

Presidium of the Police Force

Ružinovská 1/B, 812 72 Bratislava
Tel: +421961050790, Fax: +421961059170
Email: uhcp@minv.sk
Internet: <http://www.minv.sk/?uhcp>
Intranet: <http://info.minv.sk/pz/uhcp/>