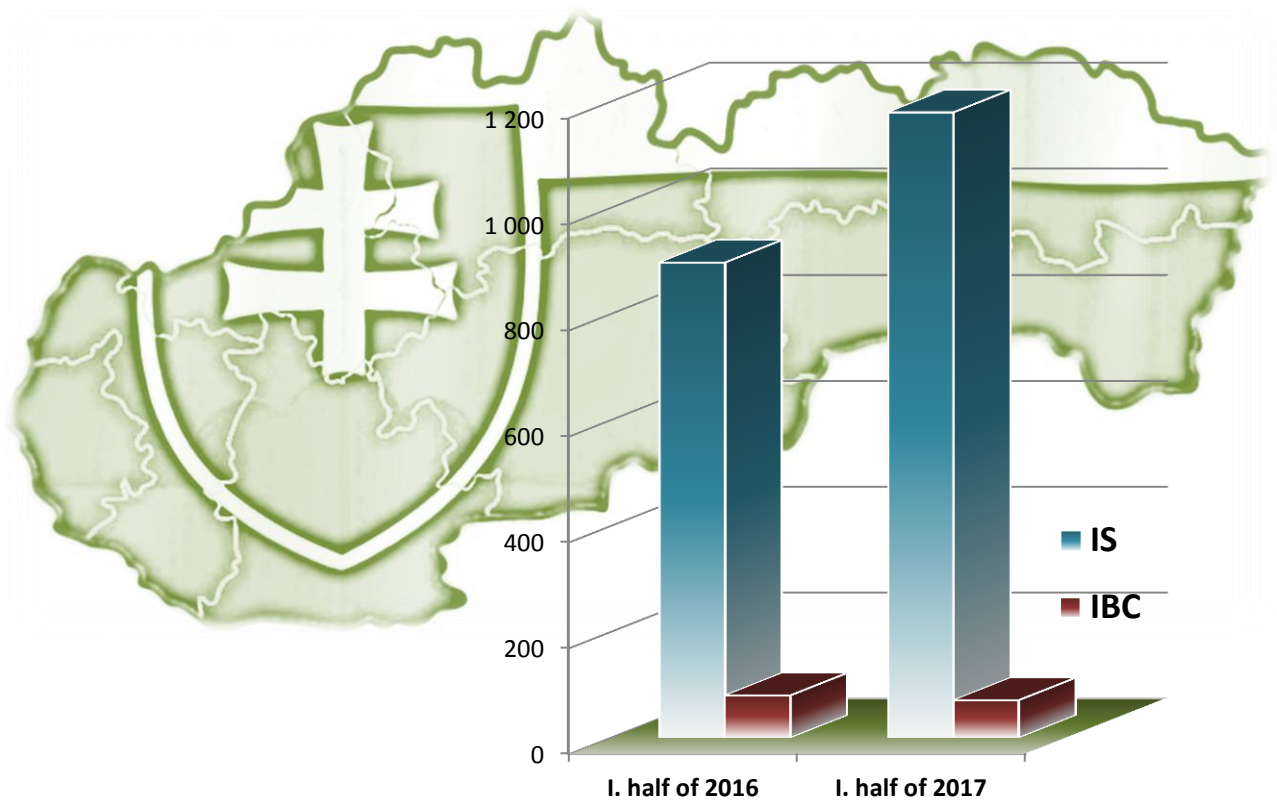


**Presidium of the Police Force**  
**Bureau of Border and Alien Police**

# **Statistical Overview of Legal and Illegal Migration in the Slovak Republic**



## **I. HALF OF 2017**



## CONTENT

<b>1</b>	<b>LEGAL MIGRATION.....</b>	<b>7</b>
1.1	Legal migration by Border Type .....	7
1.2	Stay of Aliens in Slovak Republic .....	9
1.3	Visas.....	19
<b>2</b>	<b>ILLEGAL MIGRATION.....</b>	<b>24</b>
2.1	Illegal Crossings of State Border of the Slovak Republic.....	28
2.2	Illegal stay on the territory of the Slovak Republic .....	35
2.3	Unaccompanied minors apprehended for IBC and IS .....	52
2.4	Asylum applications .....	53
2.5	False Travel, Residence and other documents .....	57
2.6	Refusal of entry .....	61
2.7	Facilitation of illegal immigration and trafficking in human beings.....	67
2.8	Return Policy and Persons Taken over to the SR .....	71
2.8.1	Readmission .....	71
2.8.2	Voluntary returns.....	74
2.8.3	Dublin transfers .....	75
2.8.4	Police Detention Centers for Aliens .....	77
2.8.5	Return decisions and effective returns .....	80
2.9	Unauthorized transport of cigarettes through external border.....	87
2.10	Positive hits in Police databases .....	89

## LIST OF ABBREVIATIONS

APD – Alien Police Department of the Bureau of Border and Alien Police  
APU PF – Alien Police Unit of the Police Force  
AR – administrative removal  
AU PF – Asylum Unit of the Police Force  
AVR – assisted voluntary return  
BBAP – Bureau of Border and Alien Police  
BCP – Border Crossing Point  
BCS – Border Crossing Stamp  
BCU PF – Border Control Unit of the Police Force  
CC – Criminal Code (Act No. 300/2005 Coll. the Penal Code as amended)  
CH – children's home  
CVAD – Central Visa Authority Department  
DAU – Document Analysis Unit  
DBAP – Directorate of Border and Alien Police  
DD PF – District Directorate of the Police Force  
EC – European Community  
ETD – Emergency Travel Document  
EU – European Union  
GC SR – General consulate of the SR  
IBC – Illegal Border Crossing  
IBO – Registry of blocked persons, vehicles and items at the Border Crossing Points  
IDC – Identity Card  
IOM – International Organization for Migration  
IS – Illegal Stay  
JR – Judicial Removal  
MFA – Ministry of Foreign and European Affairs of the SR  
MIU PF – Mobile Intervention Unit of the Police Force  
MO MOI – Migration Office of the Ministry of Interior of the SR  
MOI – Ministry of Interior of the SR  
MU PF – Mobile Unit of the Police Force  
NUCIM – National Unit for Combating Illegal Migration  
NVIS – National Visa Information System  
P PF – Presidium of the Police Force  
PATRDOC – Registry of Stolen and Lost Documents  
PATRMV – Registry of stolen vehicles  
PATROS – Registry of Wanted and Missing Persons  
PDCA – Police Detention Centre for Aliens  
PF – Police Force  
RP – Residence Permit  
SIS – Schengen Information System  
SR – Slovak Republic  
TD – travel document  
UM - unaccompanied minor  
VIS – Visa Information System

## DEFINITIONS OF TERMS USED

**a) Internal borders** - are sections of the state border of the SR, which represent the common land borders among the member states of Schengen area – what comprises sections of the state border of the SR with Austria, Hungary, Czech Republic, Poland and airports for intra-Schengen flights (flights to territory of member states or from their territory only, and without landing on a territory of third country),

**b) External borders** - are sections of the state border of the SR, which represent the common land border with non-member state, and airports, if they are not internal borders; what comprises **land border** – state border of the SR with Ukraine, and **airports**,

**c) Illegal border crossing – external border (land, air)** – this category includes all cases of aliens, who attempted to cross or crossed the state border of SR illegally, regardless of direction, wherein the time period between crossing and apprehension is less than 48 hours and they were apprehended by police patrol performing border control tasks.

This category also includes cases of readmission wherein aliens had been apprehended out of the territory of SR by foreign authority and were returned to SR according readmission agreement after IBC from SR,

**d) Illegal stay on territory of the SR** – this category includes aliens who were found illegally on the territory of the SR (stay is not in compliance with national legislation and/or international agreement); regardless the fact of entering SR legally or illegally, or this was discovered during border check at the point of departure from SR, except of IBC.

### Disaggregation of illegal stay:

#### - Inland:

- **After legal entry to the SR** – this category includes aliens who were apprehended inland for their illegal stay and who had entered (could enter) territory of the SR legally, but at the time of detection it came out that they are staying illegally within territory of the SR (overstayers with expired visa or residence permit, illegal work),
- **After illegal entry to the SR** – this category includes aliens who were apprehended inland for illegal stay and who had entered territory of the SR illegally,
- **After unknown entry to the SR** – this category includes aliens who were apprehended inland for illegal stay, but there is no evidence whether their entry to the SR was legal or illegal,

**- At the BCP at exit from the SR** broken down to land border and airports (extra-Schengen flights) – this category includes aliens whose illegal stay was detected during border check at BCP when exiting the territory of the SR to third country,

**- After readmission from other member state** – this category includes aliens who were apprehended outside the territory of the SR by authority of other country and who were returned to the SR according Dublin Regulation and who has not previously been apprehended on the territory of the SR for illegal stay or according Readmission agreements,

**e) Refusal of entry of third country national** – this category includes third country nationals (except of family members of EU nationals) who were refused to enter the territory of the SR due to reasons listed in Article 14 Regulation (EU) 2016/399 of the European Parliament and of the Council of 9 March 2016 on a Union Code on the rules governing the movement of persons across borders (Schengen Borders Code),

**f) Refusal of entry of EU national and family member of EU national** – this category includes EU nationals and family members of EU national who were refused to enter the territory of the SR according provisions of Article 11 of Act on stay of aliens (Act of the National Assembly of the SR No. 404/2011 coll.),

**g) Alien** – An alien shall be understood as everyone who is not the state citizen of the Slovak Republic,

**h) EU national** - is everyone who is not a SR national and who is a Member state national (Member state is an EU member state, other state that is part of Agreement on European Economic Area and Switzerland),

**i) Third country national** - is everyone who is not the SR national and not the EU national (this category also includes stateless persons),

**j) Illegal migrant** - is a person apprehended for illegal state border crossing or illegal stay,

**k) Readmission related to illegal migration** – is handing over and taking over of aliens according readmission agreements if this person previously crossed state border of the SR illegally or stayed within the territory of the SR illegally after illegal entry,

**l) Visa** – means an authorization issued by a Member state of the Schengen area with a view to transit through or an intended stay in the territory of the Member States. Type of visa is defined as follows:

- **Schengen visa type A (Airport transit visa)** – means a visa valid for transit through the international transit areas of one or more airports of the Member States,

- **Schengen visa type C (uniform visa, visa with limited territorial validity)** – means an authorization issued by a Member state of the Schengen area to transit through or an intended stay in the territory of the Member States of a duration of no more than 90 days in any 180 days period and to transit through the international transit areas of airports of the Member States,

- **National visa type D (long-term visa)** – means an authorization issued by a Member state of the Schengen area which is required for entry with a view to intended stay in the territory of this Member state for a period of more than three months but not more than one year.

# 1 LEGAL MIGRATION

## 1.1 Legal migration by Border Type

Overview of persons and vehicles having crossed the external borders legally at border crossing points by the direction of crossing in first half of 2016 and 2017

			I. half of 2016		I. half of 2017	
			from SR	to SR	from SR	to SR
LAND BORDER	Number of persons by direction of crossing in total		469 188	521 599	524 994	578 821
	Thereof:	EU nationals and Slovak nationals	217 254	221 934	209 210	213 502
		Third country nationals	251 934	299 665	315 784	365 319
	Total number of persons		990 787		1 103 815	
	Total number of vehicles by direction of crossing		181 932	189 496	192 481	196 670
	Thereof:	Passenger cars	152 823	156 123	160 114	161 096
		Buses	2 559	2 657	3 221	3 305
		Trucks	23 234	27 404	25 833	28 959
		Passenger trains	728	728	724	724
		Cargo trains	2588	2 584	2 589	2 586
Total number of vehicles		371 428		389 151		
AIRPORTS	Total number of persons by direction of crossing		266 613	255 340	306 249	289 787
	Thereof:	EU nationals and Slovak nationals	239 485	228 514	257 944	240 461
		Third country nationals	27 128	26 826	48 305	49 326
	Total number of persons		521 953		596 036	
	Total number of aircrafts by direction of crossing		2 420	2 393	2 620	2 609
	Total number of aircrafts		4 813		5 229	
Total number of persons			1 512 740		1 699 851	
Total number of vehicles			376 241		394 380	

Note:

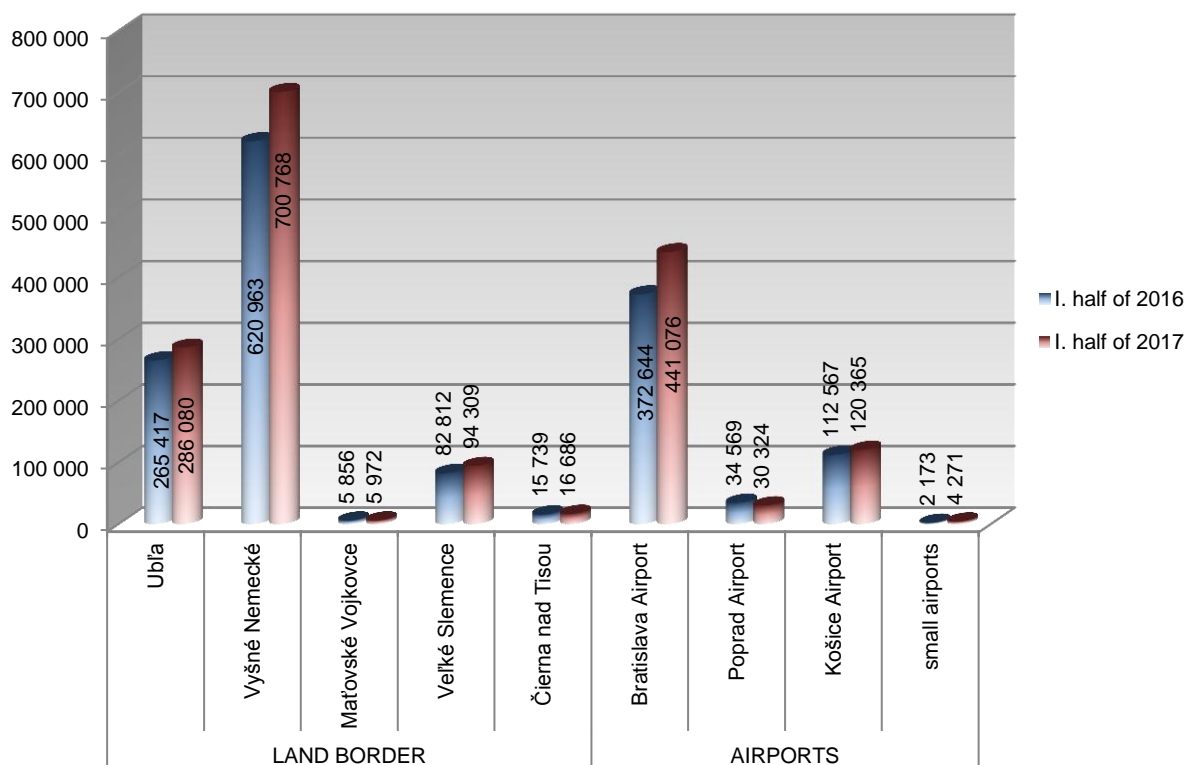
In case of airports, only passengers of non-Schengen flights are included.

**Overview of persons and vehicles having crossed the external border legally by individual BCPs during first half of 2016 and 2017**

		I. half of 2016		I. half of 2017	
		Persons	Vehicles	Persons	Vehicles
<b>LAND BORDER</b>	Ubl'a	265 417	107 332	286 080	111 709
	Vyšné Nemecké	620 963	257 468	700 768	270 819
	Maťovské Vojkovce	5 856	3 226	5 972	3 240
	Veľké Slemence	82 812	-	94 309	-
	Čierna nad Tisou	15 739	3 402	16 686	3 383
<b>AIRPORTS</b>	Bratislava Airport	372 644	3281	441 076	3 639
	Poprad Airport	34 569	256	30 324	239
	Košice Airport	112 567	1 170	120 365	1 230
	small airports*	2 173	106	4 271	121
<b>TOTAL</b>		<b>1 512 740</b>	<b>376 241</b>	<b>1 699 851</b>	<b>394 380</b>

\* small airports Piešťany(PZY), Sliac(SLD), Nitra(LZNI), Žilina(ILZ) and Prievidza(LZPE) are small airports BCPs according Reg. EU C 134

**Overview of persons having crossed the external border legally by individual BCPs during I. half of 2016 and 2017**





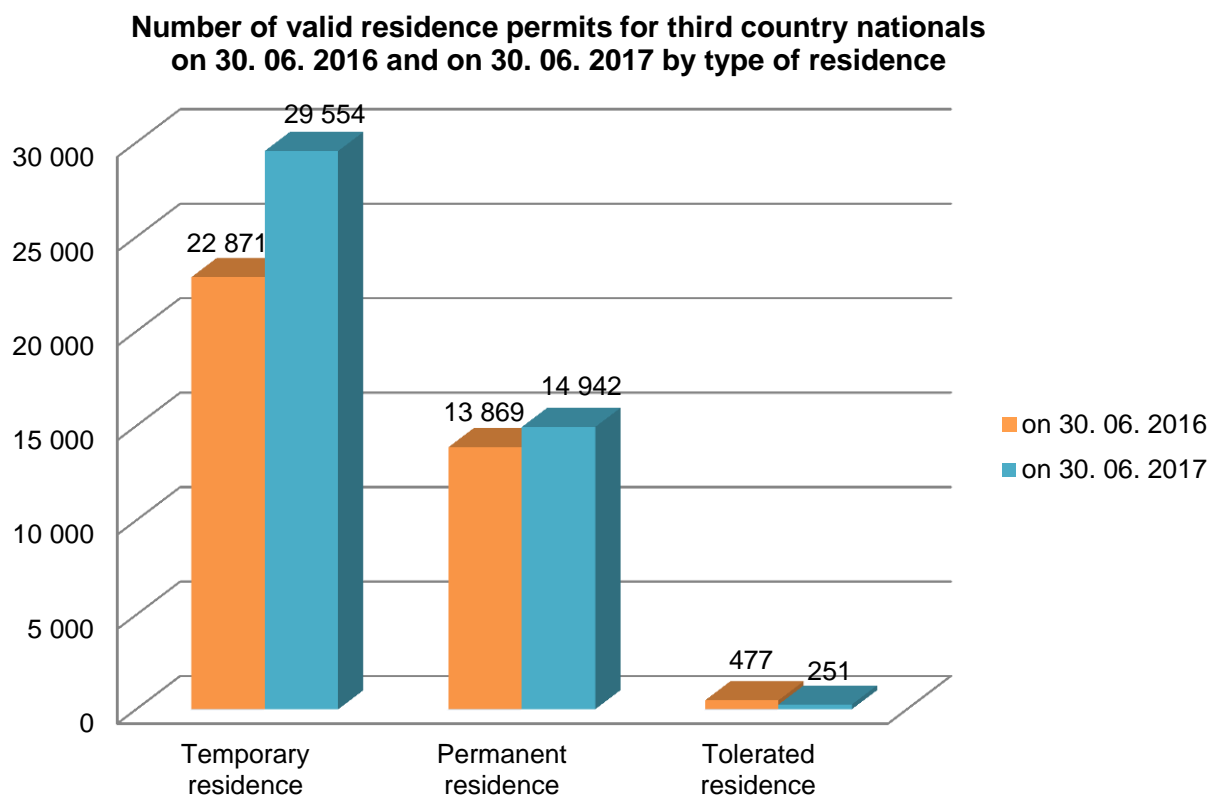
## 1.2 Stay of Aliens in Slovak Republic

### Number of valid residence permits on 30. 06. 2016 and on 30. 06. 2017

Nationality type	on 30. 06. 2016	on 30. 06. 2017
Third country nationals	37 217	44 747
EU nationals (registrations for residence)	50 749	53 187
<b>TOTAL</b>	<b>87 966</b>	<b>97 934</b>

### Number of valid residence permits for third country nationals on 30. 06. 2016 and on 30. 06. 2017 by type of residence

Type of residence	on 30. 06. 2016	on 30. 06. 2017
Temporary residence	22 871	29 554
Permanent residence	13 869	14 942
Tolerated residence	477	251
<b>TOTAL</b>	<b>37 217</b>	<b>44 747</b>



**Top 20 nationalities with valid residence permit on 30. 06. 2017 - third country nationals**

Nationality	on 30. 06. 2017			
	Total number of permits	Thereof:		
		Temporary	Permanent	Tolerated
Ukraine	13 827	10 023	3 758	46
Serbia	8 931	8 332	583	16
Russia	4 157	2 194	1 953	10
Viet Nam	2 980	1 266	1 682	32
China (PRC)	2 409	946	1 462	1
Korean Republic	1 618	1 115	503	-
Iran	1 169	1 071	97	1
Macedonia (FYROM)	968	451	513	4
United States, USA	906	378	525	3
Turkey	568	308	256	4
India	407	252	151	4
Syria	405	291	106	8
Belarus	376	197	177	2
Israel	366	293	72	1
Thailand	346	208	137	1
Egypt	314	102	208	4
Bosnia and Herzegovina	267	139	122	6
Kazakhstan	264	183	80	1
Iraq	235	97	135	3
Afghanistan	226	109	112	5
Other nationalities	4 008	1 599	2 310	99
<b>TOTAL</b>	<b>44 747</b>	<b>29 554</b>	<b>14 942</b>	<b>251</b>

**Top 20 nationalities with valid residence permit on 30. 06. 2016 - third country nationals**

Nationality	on 30. 06. 2016			
	Total number of permits	Thereof:		
		Temporary	Permanent	Tolerated
Ukraine	11 517	8 018	3 459	40
Serbia	6 091	5 541	533	17
Russia	3 721	1 923	1 786	12
Viet Nam	2 423	729	1 662	32
China (PRC)	2 205	831	1 373	1
Korean Republic	1 611	1 132	479	-
United States, USA	893	399	490	4
Macedonia (FYROM)	871	402	464	5
Iran	750	661	88	1
Turkey	497	257	234	6
Syria	479	218	95	166
Israel	345	272	72	1
India	315	175	136	4
Belarus	297	133	162	2
Thailand	291	175	116	-
Egypt	263	76	183	4
Afghanistan	225	120	101	4
Iraq	215	73	140	2
Kazakhstan	212	143	69	-
Bosnia and Herzegovina	203	87	113	3
Other nationalities	3 793	1 506	2 114	173
<b>TOTAL</b>	<b>37 217</b>	<b>22 871</b>	<b>13 869</b>	<b>477</b>

**Number of valid residence permits for third country nationals on 30. 06. 2016 and on 30. 06. 2017 by region and type of residence**

		on 30. 06. 2016	on 30. 06. 2017
<b>Bratislava region</b>		<b>16 540</b>	<b>19 068</b>
Thereof:	Temporary residence	11 441	13 491
	Permanent residence	4 982	5 463
	Tolerated residence	117	114
<b>Košice region</b>		<b>5 106</b>	<b>5 790</b>
Thereof:	Temporary residence	2 997	3 541
	Permanent residence	2 103	2 237
	Tolerated residence	6	12
<b>Prešov region</b>		<b>3 036</b>	<b>3 615</b>
Thereof:	Temporary residence	1 469	2 068
	Permanent residence	1 470	1 520
	Tolerated residence	97	27
<b>Žilina region</b>		<b>2 794</b>	<b>3 195</b>
Thereof:	Temporary residence	1 764	2 091
	Permanent residence	1 018	1 093
	Tolerated residence	12	11
<b>Nitra region</b>		<b>2 705</b>	<b>3 439</b>
Thereof:	Temporary residence	1 324	1 995
	Permanent residence	1 372	1 435
	Tolerated residence	9	9
<b>Trnava region</b>		<b>3 090</b>	<b>4 580</b>
Thereof:	Temporary residence	1 743	3 260
	Permanent residence	1 128	1 262
	Tolerated residence	219	58
<b>Banská Bystrica region</b>		<b>2 177</b>	<b>2 885</b>
Thereof:	Temporary residence	1 202	1 825
	Permanent residence	970	1 051
	Tolerated residence	5	9
<b>Trenčín region</b>		<b>1 769</b>	<b>2 175</b>
Thereof:	Temporary residence	931	1 283
	Permanent residence	826	881
	Tolerated residence	12	11
<b>Total</b>		<b>37 217</b>	<b>44 747</b>
Thereof:	Temporary residence	22 871	29 554
	Permanent residence	13 869	14 942
	Tolerated residence	477	251

**Number of EU nationals with valid registration for residence on 30. 06. 2017**

Nationality	on 30. 06. 2017
	Number of registrations
Czech Republic	10 503
Hungary	7 868
Romania	7 048
Poland	5 669
Germany	4 502
Italy	2 942
Austria	2 331
United Kingdom	2 043
Bulgaria	1 776
France	1 438
Croatia	1 167
Spain	1 028
Greece	732
Norway	602
Netherlands	561
Belgium	459
Portugal	434
Slovenia	323
Sweden	305
Switzerland	249
Ireland	240
Denmark	212
Latvia	200
Lithuania	183
Finland	165
Iceland	74
Cyprus	53
Estonia	39
Malta	26
Luxemburg	13
Liechtenstein	2
<b>TOTAL</b>	<b>53 187</b>

**Number of EU nationals with valid registration for residence on 30. 06. 2016**

Nationality	on 30. 06. 2016
	Number of registrations
Czech Republic	10 092
Hungary	7 701
Romania	6 771
Poland	5 444
Germany	4 309
Italy	2 583
Austria	2 286
United Kingdom	1 871
Bulgaria	1 737
France	1 377
Croatia	975
Spain	932
Norway	640
Greece	635
Netherlands	540
Belgium	458
Portugal	413
Sweden	297
Slovenia	293
Switzerland	240
Ireland	233
Denmark	214
Latvia	186
Lithuania	173
Finland	162
Iceland	69
Cyprus	46
Estonia	38
Malta	23
Luxemburg	9
Liechtenstein	2
<b>TOTAL</b>	<b>50 749</b>

**Number of valid residence permits of third country nationals on 30.06.2016 and on 30.06.2017 by purpose of residence**

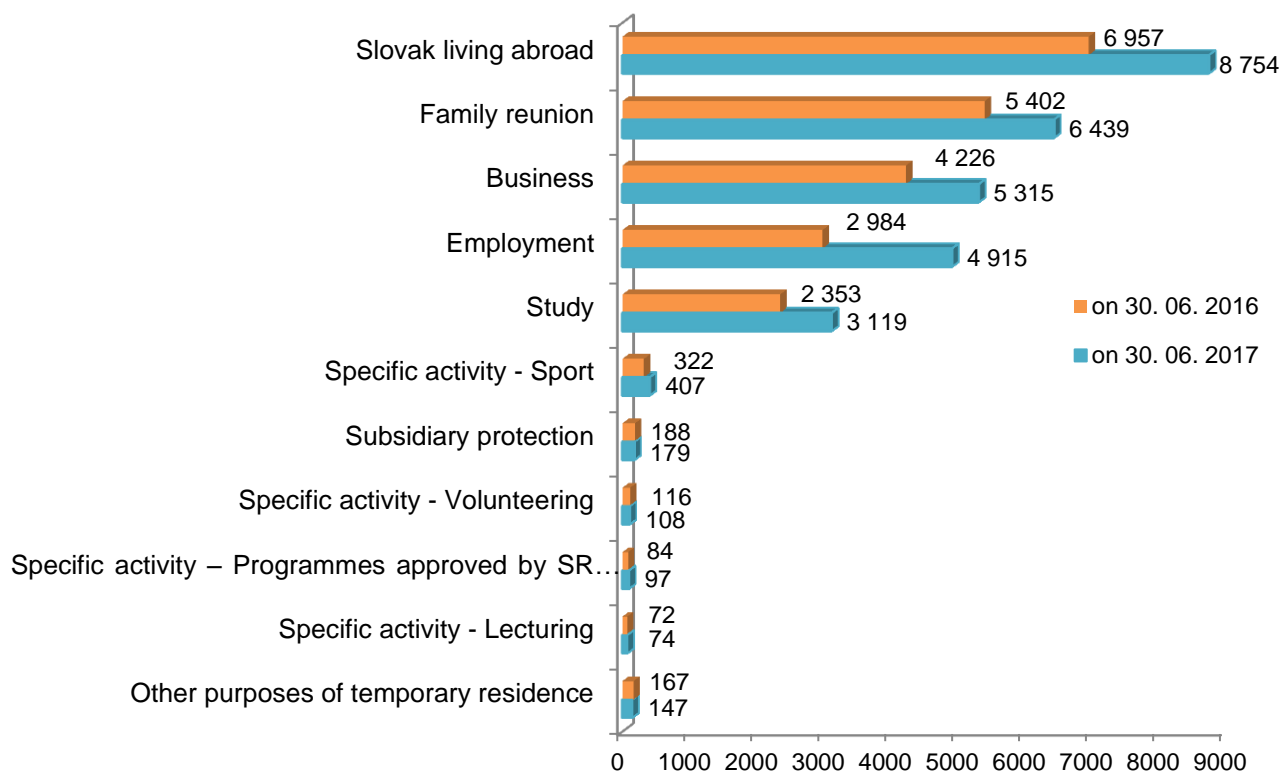
<b>Temporary residence</b>		
<b>Purpose of residence</b>	<b>on 30. 06. 2016</b>	<b>on 30. 06. 2017</b>
Slovak living abroad	6 957	8 754
Family reunion	5 402	6 439
Business	4 226	5 315
Employment	2 984	4 915
Study	2 353	3 119
Specific activity – Sport	322	407
Subsidiary protection	188	179
Specific activity- Volunteering	116	108
Specific activity – Programmes approved by SR government or the EU	84	97
Specific activity – Lecturing	72	74
Other purposes of temporary residence	167	147
<b>TOTAL</b>	<b>22 871</b>	<b>29 554</b>

<b>Permanent residence</b>		
<b>Purpose of residence</b>	<b>on 30. 06. 2016</b>	<b>on 30. 06. 2017</b>
Long term residence	5 872	5 925
Permanent residence (unlimited)	3 729	4 956
Permanent residence (for 5 years)	3 378	2 947
Family member of EU national	530	720
Refugee	288	301
Family member of EU national – permanent	72	93
<b>TOTAL</b>	<b>13 869</b>	<b>14 942</b>

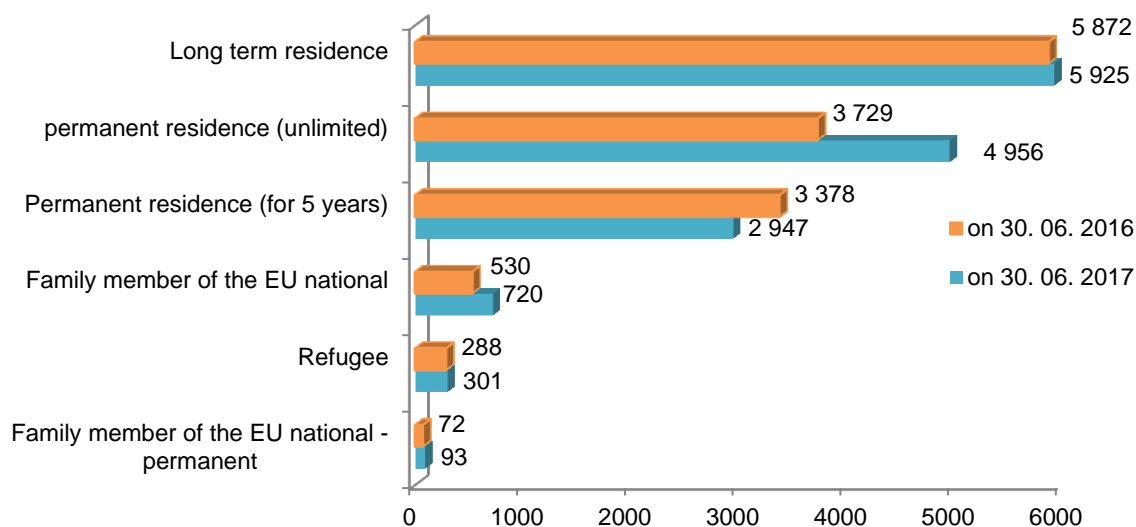
<b>Tolerated residence</b>		
<b>Purpose of residence</b>	<b>on 30. 06. 2016</b>	<b>on 30. 06. 2017</b>
Art. 58/4/c)	174	183
Art. 58/1/b)	276	39
Art. 58/2/b)	20	19
Art. 58/2/a)	-	6
Art. 58/1/a)	5	4
Art. 58/4/a)	2	-
<b>TOTAL</b>	<b>477</b>	<b>251</b>

**Number of valid residence permits of third country nationals on 30.06.2016 and on 30.06.2017 by purpose of residence**

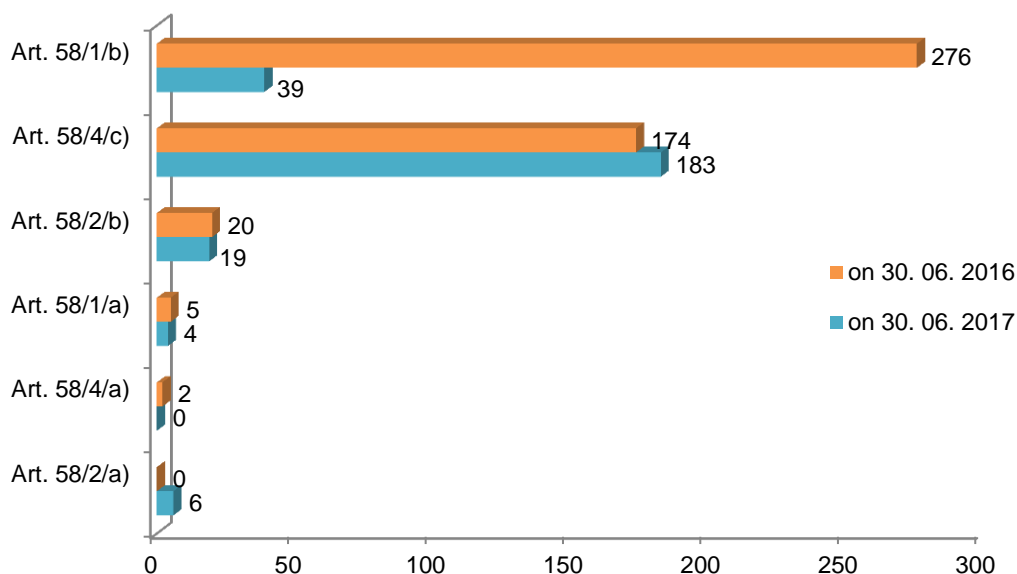
**Temporary residence - most frequent purposes of temporary residence of third country nationals on 30. 06. 2016 and on 30. 06. 2017**



**Permanent residence of third country nationals on 30. 06. 2016 and on 30. 06. 2017**



**Tolerated residence of third country nationals on 30. 06. 2016 and  
on 30. 06. 2017 by purpose of residence**



**Note:**

Purposes for tolerated residence according the Act on stay of aliens:

Art. 58/1/a) – if there is an obstruction to his/her administrative expulsion as per §81,

Art. 58/1/b) – if his/her exit is impossible and his/her detention is inefficient,

Art. 58/2/a) – a minor who is found on the SR territory,

Art. 58/2/b) – if required due to the respect for his/her personal and family life and does not pose a threat to the state safety or public order,

Art. 58/4/a) - provision of institutional care,

Art. 58/4/c) – evaluation of applications for the granting of tolerated residence, prison sentence execution, or period of imprisonment; this shall not apply, if the residence of a third country national on the Slovak Republic territory is authorized.



### Number of residence permits granted to aliens in I. half of 2016 and 2017

Nationality	I. half of 2016	I. half of 2017
Third country nationals	7 863	9 778
EU nationals (registrations)	3 521	3 338
<b>TOTAL</b>	<b>11 384</b>	<b>13 116</b>

Note:

**Granted residence permit** – includes granted, renewed residence permits and validity extensions of residence permits within the period from 1<sup>st</sup> January to 30<sup>th</sup> June of respective year.

### Number of valid residence permits granted to third country nationals in I. half of 2016 and 2017 by type of residence

Type of residence	I. half of 2016	I. half of 2017
Temporary residence	6 176	8 603
Permanent residence	1 132	1 082
Tolerated residence	555	93
<b>TOTAL</b>	<b>7 863</b>	<b>9 778</b>

### Top twenty nationalities whom the residence permit was granted in first half of 2017 – third country nationals

Nationality	I. half of 2017			
	Total numbers of permits	Thereof:		
		Temporary	Permanent	Tolerated
Ukraine	3 100	2 809	270	21
Serbia	2 211	2 146	57	8
Russia	865	731	133	1
Viet Nam	531	489	40	2
Korean Republic	442	397	45	-
Iran	393	385	8	-
China (PRC)	240	200	40	-
Macedonia (FYROM)	170	139	30	1
Turkey	144	126	18	-
United States, USA	124	83	39	2
Syria	123	104	14	5
India	117	107	10	-
Thailand	110	95	14	1
Kazakhstan	82	68	12	2
Bosnia and Herzegovina	81	69	8	4
Egypt	77	43	33	1
Belarus	72	58	13	1
Iraq	51	42	6	3
Brazil	48	40	8	-
Mexico	45	41	3	1
Other nationalities	752	431	281	40
<b>TOTAL</b>	<b>9 778</b>	<b>8 603</b>	<b>1 082</b>	<b>93</b>

**Top twenty nationalities whom the residence permit was granted in first half of 2016 – third country nationals**

Nationality	I. half of 2016			
	Total number of permits	Thereof:		
		Temporary	Permanent	Tolerated
Ukraine	2 514	2 288	215	11
Serbia	896	856	30	10
Russia	817	709	100	8
Korean Republic	475	404	71	-
Syria	430	81	3	346
Iran	324	317	7	-
Viet Nam	269	221	44	4
China (PRC)	268	221	47	-
Iraq	169	17	152	-
Turkey	156	133	21	2
Macedonia (FYROM)	155	124	29	2
Somalia	129	2	1	126
United States, USA	122	87	32	3
Thailand	77	64	13	-
India	76	66	10	-
Mexico	70	51	19	-
Kazakhstan	59	55	4	-
Belarus	58	42	15	1
Egypt	45	30	14	1
Brazil	37	26	11	-
Other nationalities	717	382	294	41
<b>TOTAL</b>	<b>7 863</b>	<b>6 176</b>	<b>1 132</b>	<b>555</b>

## 1.3 Visas

**Visa applications and granted visas by Embassies of the SR by visa type and nationality of applicants in I. half of 2017 – TOP 20**

I. half of 2017								
Nationality	Total	Visa applications			Total	Granted visas		
		A type visa	C type visa	D type visa		A type visa	C type visa	D type visa
Ukraine	14 412	-	14 194	218	14 225	-	14 010	215
Russia	6 132	-	6 052	80	6 080	-	6 002	78
Belarus	2 134	-	2 130	4	2 082	-	2 078	4
China (PRC)	1 130	-	1 058	72	1 049	-	978	71
Turkey	687	-	638	49	661	-	613	48
Viet Nam	525	-	162	363	503	-	155	348
Kuwait	512	-	508	4	506	-	502	4
India	405	-	372	33	353	-	320	33
Kazakhstan	255	-	239	16	256	-	238	18
Iran	254	-	132	122	195	-	76	119
Lebanon	254	-	253	1	232	-	231	1
Egypt	236	-	212	24	202	-	179	23
Kenya	199	-	199	-	185	-	185	-
Thailand	158	-	121	37	158	-	121	37
Kosovo	148	-	146	2	104	-	103	1
South Africa	119	-	118	1	118	-	118	-
Indonesia	123	-	113	10	120	-	110	10
Uzbekistan	87	-	80	7	75	-	69	6
Philippines	50	-	38	12	46	-	34	12
Cuba	39	-	32	7	39	-	32	7
Other nationalities	478	-	340	138	418	-	287	131
<b>TOTAL</b>	<b>28 337</b>	<b>0</b>	<b>27 137</b>	<b>1 200</b>	<b>27 607</b>	<b>0</b>	<b>26 441</b>	<b>1 166</b>

**Visa applications and granted visas by Embassies of the SR by visa type and nationality of applicants in I. half of 2016 – TOP 20**

I. half of 2016								
Nationality	Total	Visa applications			Total	Granted visas		
		A type visa	C type visa	D type visa		A type visa	C type visa	D type visa
Ukraine	18 605	-	18 438	167	17 986	-	17 822	164
Russia	4 857	-	4 818	39	4 787	-	4 748	39
Belarus	3 095	-	3 095	-	3 094	-	3 094	-
China (PRC)	1 096	-	1 028	68	1 027	-	959	68
Kuwait	735	-	728	7	723	-	716	7
Turkey	465	-	400	65	455	-	391	64
India	432	-	394	38	398	-	361	37
Viet Nam	274	-	166	108	258	-	153	105
Egypt	237	-	231	6	214	-	208	6
Iran	229	-	180	49	115	-	73	42
South Africa	215	-	215	-	204	-	204	-
Kazakhstan	210	-	206	4	205	-	201	4
Kosovo	178	-	172	6	157	-	151	6
Kenya	168	-	168	-	132	-	132	-
Thailand	117	-	82	35	114	-	80	34
Uzbekistan	106	-	106	-	101	-	101	-
Somalia	102	-	-	102	154	-	-	154
Indonesia	86	-	83	3	84	-	82	2
Philippines	55	-	38	17	55	-	38	17
Armenia	26	-	24	2	21	-	19	2
Other nationalities	425	-	318	107	366	-	262	104
<b>TOTAL</b>	<b>31 713</b>	<b>0</b>	<b>30 890</b>	<b>823</b>	<b>30 650</b>	<b>0</b>	<b>29 795</b>	<b>855</b>

Data source: NVIS MFA SR

**Security checks related to visa applications requested by MFA SR in I. half of 2016 and 2017**

Month	I. half of 2016				I. half of 2017			
	Total	CVAD opinion			Total	CVAD opinion		
		approving	disapproving	binding		approving	disapproving	binding
January	<b>3 690</b>	3 683	7	-	<b>4 124</b>	4 117	7	-
February	<b>4 442</b>	4 435	7	-	<b>4 293</b>	4 282	11	-
March	<b>4 653</b>	4 649	4	-	<b>5 602</b>	5 585	17	-
April	<b>5 984</b>	5 973	11	-	<b>4 796</b>	4 789	7	-
May	<b>5 974</b>	5 969	5	-	<b>5 014</b>	5 006	8	-
June	<b>7 537</b>	7 523	14	-	<b>4 811</b>	4 797	14	-
<b>TOTAL</b>	<b>32 280</b>	<b>32 232</b>	<b>48</b>	<b>0</b>	<b>28 640</b>	<b>28 576</b>	<b>64</b>	<b>0</b>

**Security checks related to visa applications requested by embassies of other EU member states in I. half of 2016 and 2017**

Month	I. half of 2016			I. half of 2017		
	Total	CVAD opinion		Total	CVAD opinion	
		approving	disapproving		approving	disapproving
January	<b>45 451</b>	45 439	12	<b>54 783</b>	54 770	13
February	<b>59 770</b>	59 758	12	<b>59 602</b>	59 583	19
March	<b>60 208</b>	60 190	18	<b>65 510</b>	65 497	13
April	<b>66 213</b>	66 202	11	<b>64 376</b>	64 367	9
May	<b>82 375</b>	82 360	15	<b>87 165</b>	87 159	6
June	<b>88 540</b>	88 526	14	<b>83 170</b>	83 162	8
<b>TOTAL</b>	<b>402 557</b>	<b>402 475</b>	<b>82</b>	<b>414 606</b>	<b>414 538</b>	<b>68</b>

**Disapproving opinion of Central Visa Authority Department of Bureau of Border and Alien Police to the visa application according to the hit in Schengen information system for purpose of entry refusal by nationality of visa applicant in I. half of 2017**

Nationality	Total	Thereof:	
		MFA	VIS
Nigeria	20	-	20
Iran	15	5	10
Pakistan	8	-	8
Iraq	6	-	6
Ukraine	6	6	-
Egypt	5	-	5
Kosovo	5	5	-
Libya	4	1	3
Bangladesh	2	-	2
Russia	2	2	-
Syria	2	2	-
Turkey	2	2	-
Afghanistan	1	-	1
Armenia	1	1	-
China (PRC)	1	1	-
<b>TOTAL</b>	<b>80</b>	<b>25</b>	<b>55</b>

Note:

MFA – requests sent by embassies and general consulates of the SR

VIS – requests sent by other EU member states

**Number of security checks of invitations requested by Alien Police Units of the Police Force in I. half of 2016 and 2017**

Invitations		I. half of 2016	I. half of 2017
Official		586	415
Private		971	597
<b>Total number of security checks</b>		<b>1 557</b>	<b>1 012</b>
Thereof:	Total number of approved invitations	1 410	921
	Total number of disapproved invitations	147	91

**Number of security checks of invitations requested by Alien Police Units of the Police Force in I. half of 2017 - TOP 10**

Nationality	Total	Invitations	
		Official	Private
China (PRC)	154	113	41
Ukraine	154	22	132
India	139	110	29
Iran	89	28	61
Viet Nam	65	20	45
Russia	56	8	48
Egypt	48	23	25
Thailand	29	2	27
Azerbaijan	24	19	5
Cuba	18	3	15
Other nationalities	236	67	169
<b>TOTAL</b>	<b>1 012</b>	<b>415</b>	<b>597</b>

**Negative statement of Central Visa Authority Department of Bureau of Border and Alien Police to the invitation letter according to hit in Schengen information system for purpose of entry refusal by nationality and type of invitation in I. half of 2017**

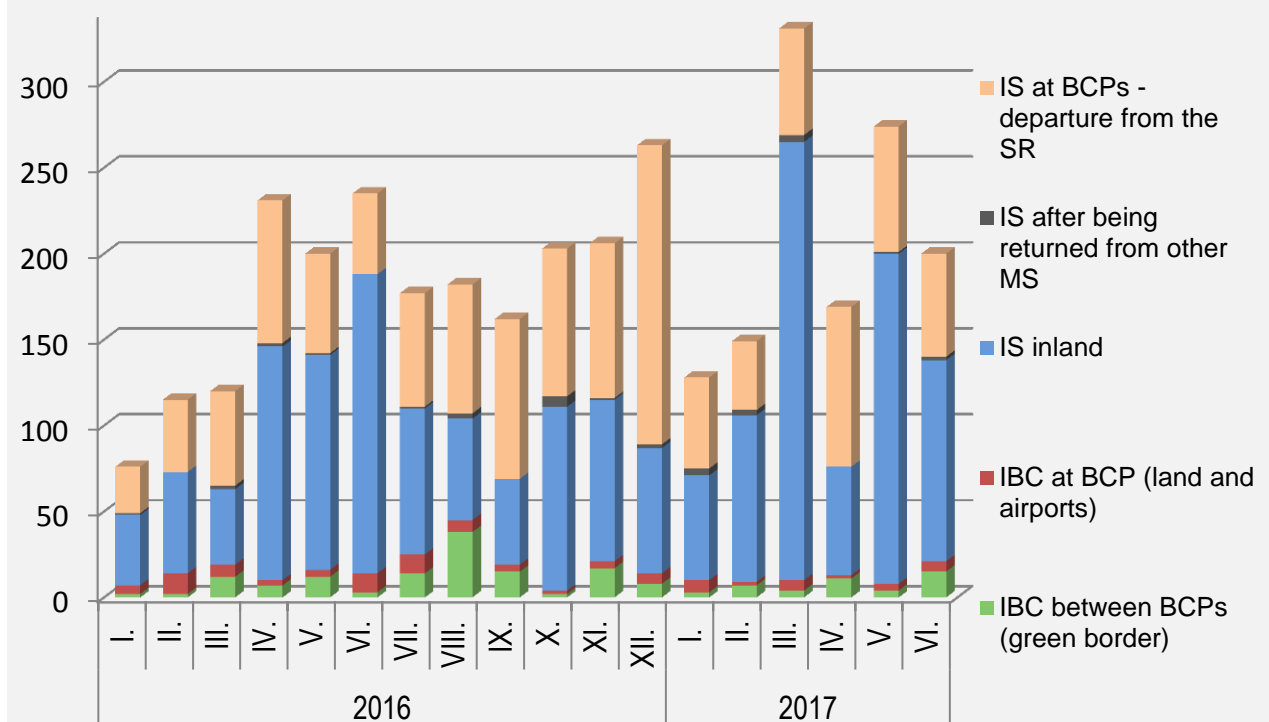
Nationality	Total	Thereof disapproving opinion to:	
		Private invitations	Official invitations
---	0	-	-
<b>TOTAL</b>	<b>0</b>	<b>0</b>	<b>0</b>

## 2 ILLEGAL MIGRATION

### Overview of illegal migration on the territory of the SR in I. half of: 2016 and 2017

		I. half of 2016			I. half of 2017		
		Total	Thereof:		Total	Thereof:	
			to SR	from SR		to SR	from SR
IBC	External land border between BCPs	38	36	2	44	42	2
	External land border at BCPs	34	34	0	24	24	0
	External air border (at airports)	8	1	7	3	3	0
	TOTAL	80	71	9	71	69	2
IS	Inland	579	---	---	785	---	---
	At BCPs - departure from the SR	312			381		
	Returned from other Member State	6			14		
	TOTAL	897			1 180		
TOTAL		977			1 251		

### Development of individual indicators of illegal migration on the territory of the SR within the period from January 2016 to June 2017 by individual months





**Overview of illegal migration on the territory of the SR disaggregated by detection and processing by individual DBAP in I. half of 2017**

	DETECTED			PROCESSED		
	Total	IBC	IS	Total	IBC	IS
DBAP Bratislava	<b>436</b>	2	434	<b>483</b>	2	481
DBAP B. Bystrica	<b>135</b>	-	135	<b>153</b>	-	153
DBAP Prešov	<b>88</b>	1	87	<b>168</b>	1	167
DBAP Sobrance	<b>452</b>	58	394	<b>447</b>	68	379
Other authority*	<b>140</b>	10	130	<b>0</b>	-	-
<b>TOTAL</b>	<b>1 251</b>	<b>71</b>	<b>1 180</b>	<b>1 251</b>	<b>71</b>	<b>1 180</b>

**Overview of illegal migration on the territory of the SR disaggregated by detection and processing by individual DBAP in I. half of 2016**

	DETECTED			PROCESSED		
	Total	IBC	IS	Total	IBC	IS
DBAP Bratislava	<b>193</b>	1	192	<b>440</b>	1	439
DBAP B. Bystrica	<b>73</b>	-	73	<b>74</b>	-	74
DBAP Prešov	<b>44</b>	5	39	<b>81</b>	7	74
DBAP Sobrance	<b>382</b>	70	312	<b>382</b>	72	310
Other authority*	<b>285</b>	4	281	<b>0</b>	-	-
<b>TOTAL</b>	<b>977</b>	<b>80</b>	<b>897</b>	<b>977</b>	<b>80</b>	<b>897</b>

\* e. g. Customs Criminal Office, Uniformed Police, Railway Police, Authority of other country

Note:

„Authority of detection“ means unit that performed primordial check of alien in the territory of SR, detected violation of the law and handed the case over to competent unit of BBAP for further procession.

### Illegal migration on the territory of the SR in I. half of 2017 by nationality

Nationality	Illegal migration in total	IBC			IS		
		Land border:		Airports	Inland	at BCPs - departing from the SR	Returned from other MS
		between BCPs	at BCPs				
Ukraine	860	4	20	-	477	357	2
Serbia	124	-	-	-	124	-	-
Viet Nam	38	12	-	-	25	-	1
Syria	23	4	-	-	19	-	-
Afghanistan	20	-	-	-	15	-	5
Iraq	20	-	-	-	20	-	-
Moldova	16	1	-	-	-	15	-
Russia	11	5	-	-	3	3	-
Turkey	11	2	1	-	7	-	1
China (PRC)	9	-	-	-	8	1	-
Hungary	7	-	1	-	5	1	-
Bangladesh	6	-	-	-	6	-	-
Iran	6	-	-	-	6	-	-
Morocco	6	1	-	-	4	1	-
Pakistan	6	-	-	-	4	-	2
Sri Lanka	6	-	-	-	5	-	1
Belarus	5	-	-	-	5	-	-
Bosnia and Herzegovina	5	-	-	-	5	-	-
Georgia	5	4	-	-	1	-	-
Macedonia (FYROM)	5	-	-	1	3	1	-
Unknown nationality	5	-	-	1	4	-	-
Nigeria	5	-	-	-	4	-	1
Korean Republic	4	-	-	-	4	-	-
Libya	4	2	-	-	2	-	-
Brazil	3	-	-	-	2	1	-
Guinea	3	2	-	-	1	-	-
Canada	3	-	-	-	3	-	-
Mongolia	3	2	-	-	1	-	-
Albania	2	-	-	1	1	-	-
Algeria	2	-	-	-	2	-	-
Czech Republic	2	2	-	-	-	-	-
Egypt	2	-	-	-	2	-	-
Cuba	2	-	2	-	-	-	-
Mexico	2	-	-	-	2	-	-
Australia	1	-	-	-	1	-	-
Bolivia	1	-	-	-	1	-	-
Etiopia	1	-	-	-	-	-	1
India	1	1	-	-	-	-	-
Israel	1	-	-	-	1	-	-
Cameroon	1	-	-	-	1	-	-
Colombia	1	-	-	-	1	-	-
Mali	1	-	-	-	1	-	-
Germany	1	-	-	-	1	-	-
Kosovo	1	-	-	-	1	-	-
Palestine	1	1	-	-	-	-	-
Peru	1	-	-	-	1	-	-
Poland	1	1	-	-	-	-	-
Romania	1	-	-	-	1	-	-
Sierra Leone	1	-	-	-	1	-	-
United Arab Emirates	1	-	-	-	1	-	-
United States, USA	1	-	-	-	1	-	-
Tajikistan	1	-	-	-	-	1	-
Thailand	1	-	-	-	1	-	-
Tunisia	1	-	-	-	1	-	-
<b>TOTAL</b>	<b>1 251</b>	<b>44</b>	<b>24</b>	<b>3</b>	<b>785</b>	<b>381</b>	<b>14</b>

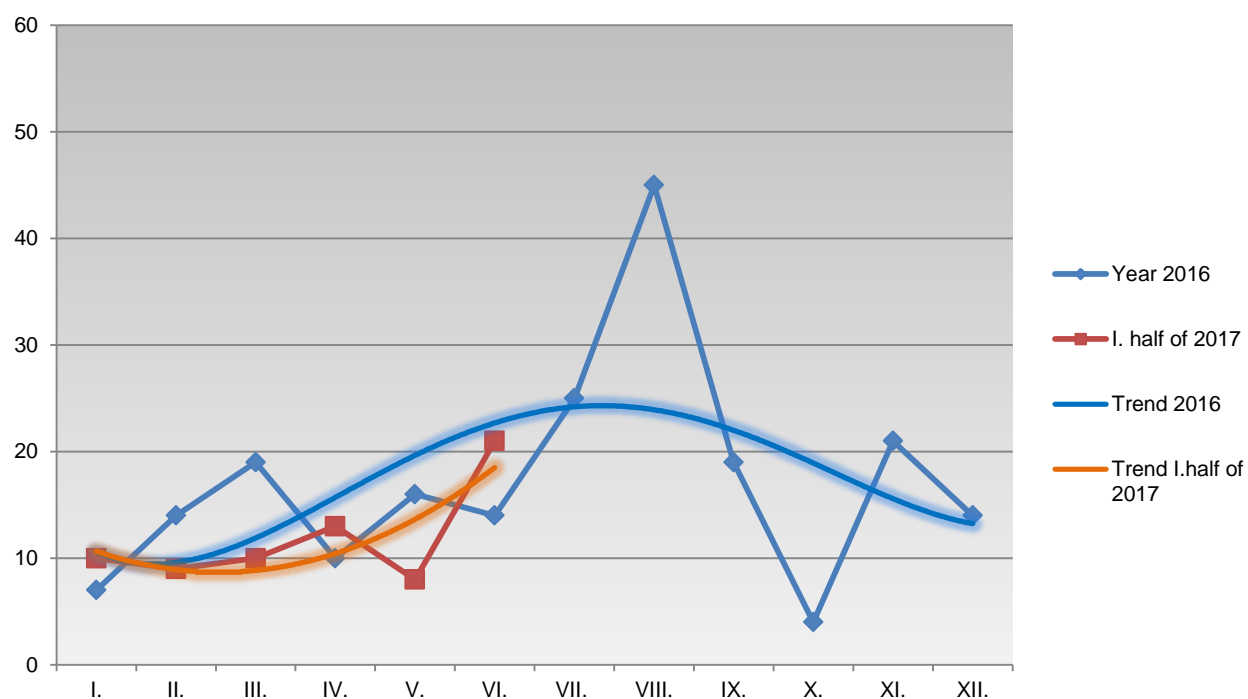
### Illegal migration on the territory of the SR in I. half of 2016 by nationality

Nationality	Illegal migration in total	IBC			IS		
		Land border:		Airports	Inland	at BCPs - departing from the SR	Returned from other MS
		between BCPs	at BCPs				
Ukraine	469	6	32	8	125	297	1
Afghanistan	103	-	-	-	102	1	-
Iraq	75	-	-	-	75	-	-
Syria	67	1	-	-	65	1	-
Serbia	55	-	-	-	55	-	-
Viet Nam	23	13	-	-	10	-	-
Russia	14	3	-	-	9	-	2
Iran	12	-	-	-	10	-	2
Moldova	12	2	1	-	-	9	-
Georgia	9	6	-	-	1	1	1
Pakistan	9	-	-	-	9	-	-
Turkey	9	-	1	-	8	-	-
Algeria	8	-	-	-	8	-	-
Hungary	8	-	-	-	8	-	-
India	7	-	-	-	7	-	-
Palestine	7	-	-	-	7	-	-
Albania	5	-	-	-	5	-	-
Romania	5	-	-	-	5	-	-
Bosnia and Herzegovina	4	-	-	-	4	-	-
China (PRC)	4	-	-	-	4	-	-
Macedonia (FYROM)	4	-	-	-	4	-	-
Somalia	4	-	-	-	4	-	-
United States, USA	4	-	-	-	4	-	-
Thailand	4	-	-	-	4	-	-
Brazil	3	-	-	-	3	-	-
Montenegro	3	-	-	-	3	-	-
Israel	3	-	-	-	3	-	-
Canada	3	-	-	-	3	-	-
Korean Republic	3	-	-	-	3	-	-
Kuwait	3	-	-	-	3	-	-
Libya	3	-	-	-	3	-	-
Nepal	3	-	-	-	3	-	-
Nigeria	3	-	-	-	2	1	-
Sri Lanka	3	3	-	-	-	-	-
Azerbaijan	2	2	-	-	-	-	-
Egypt	2	-	-	-	2	-	-
Guinea	2	-	-	-	2	-	-
Kazakhstan	2	1	-	-	1	-	-
Senegal	2	-	-	-	2	-	-
Tunisia	2	-	-	-	2	-	-
Stateless	1	-	-	-	1	-	-
Belarus	1	-	-	-	-	1	-
Bulgaria	1	-	-	-	1	-	-
Philippines	1	-	-	-	1	-	-
Ghana	1	-	-	-	1	-	-
Netherlands	1	1	-	-	-	-	-
Japan	1	-	-	-	-	1	-
D. R. Congo	1	-	-	-	1	-	-
Cuba	1	-	-	-	1	-	-
Liberia	1	-	-	-	1	-	-
Morocco	1	-	-	-	1	-	-
Mexico	1	-	-	-	1	-	-
Italy	1	-	-	-	1	-	-
Uzbekistan	1	-	-	-	1	-	-
<b>TOTAL</b>	<b>977</b>	<b>38</b>	<b>34</b>	<b>8</b>	<b>579</b>	<b>312</b>	<b>6</b>

## 2.1 Illegal Crossings of State Border of the Slovak Republic

### Overview of IBC by individual months in: 2016 and 2017

	Total	I.	II.	III.	IV.	V.	VI.	VII.	VIII.	IX.	X.	XI.	XII.
<b>2016</b>	<b>208</b>	7	14	19	10	16	14	25	45	19	4	21	14
<b>2017</b>	<b>71</b>	10	9	10	13	8	21	-	-	-	-	-	-



**IBC in I. half of 2017** disaggregated by place and direction of crossing

Nationality	IBC			Thereof:					
				Land border between BCPs		Land border at BCPs		Airports (non-Schengen flights)	
	Total	Thereof:		to SR	from SR	to SR	from SR	to SR	from SR
		to SR	from SR						
Ukraine	24	24	-	4	-	20	-	-	-
Viet Nam	12	12	-	12	-	-	-	-	-
Russia	5	5	-	5	-	-	-	-	-
Georgia	4	4	-	4	-	-	-	-	-
Syria	4	4	-	4	-	-	-	-	-
Turkey	3	3	-	2	-	1	-	-	-
Czech Republic	2	1	1	1	1	-	-	-	-
Guinea	2	2	-	2	-	-	-	-	-
Cuba	2	2	-	-	-	2	-	-	-
Libya	2	2	-	2	-	-	-	-	-
Mongolia	2	2	-	2	-	-	-	-	-
Albania	1	1	-	-	-	-	-	1	-
India	1	1	-	1	-	-	-	-	-
Macedonia (FYROM)	1	1	-	-	-	-	-	1	-
Hungary	1	1	-	-	-	1	-	-	-
Morocco	1	1	-	1	-	-	-	-	-
Moldova	1	1	-	1	-	-	-	-	-
Unknown nationality	1	1	-	-	-	-	-	1	-
Palestine	1	1	-	1	-	-	-	-	-
Poland	1	-	1	-	1	-	-	-	-
<b>TOTAL</b>	<b>71</b>	<b>69</b>	<b>2</b>	<b>42</b>	<b>2</b>	<b>24</b>	<b>0</b>	<b>3</b>	<b>0</b>

**IBC in I. half of 2016** disaggregated by place and direction of crossing

Nationality	IBC			Thereof:					
				Land border between BCPs		Land border at BCPs		Airports (non-Schengen flights)	
	Total	Thereof:		to SR	from SR	to SR	from SR	to SR	from SR
		to SR	from SR						
Ukraine	46	39	7	6	-	32	-	1	7
Viet Nam	13	13	-	13	-	-	-	-	-
Georgia	6	6	-	6	-	-	-	-	-
Moldova	3	3	-	2	-	1	-	-	-
Russia	3	1	2	1	2	-	-	-	-
Sri Lanka	3	3	-	3	-	-	-	-	-
Azerbaijan	2	2	-	2	-	-	-	-	-
Netherlands	1	1	-	1	-	-	-	-	-
Kazakhstan	1	1	-	1	-	-	-	-	-
Syria	1	1	-	1	-	-	-	-	-
Turkey	1	1	-	-	-	1	-	-	-
<b>TOTAL</b>	<b>80</b>	<b>71</b>	<b>9</b>	<b>36</b>	<b>2</b>	<b>34</b>	<b>0</b>	<b>1</b>	<b>7</b>

**IBC in I. half of 2017 disaggregated by place and modus operandi of crossing**

			Number of migrants
LAND BORDER	between BCPs	on foot without own travel document	33
		on foot with own travel document	11
		Total	44
	at BCPs	counterfeit/forged travel document	14
		counterfeit/forged visa, residence permit	3
		person attempting to avoid border check	-
		person on whom an alert has been issued in national registry for purposes of entry refusal	6
		asylum applicant at the BCP entering the territory of the SR with own genuine travel document	-
		obstructing the execution of an official decision	1
		Total	24
AIRPORTS	travel document of other person (impostor) / fraudulently obtained document		1
	counterfeit/forged travel document		1
	counterfeit/forged visa, residence permit		-
	avoiding border control		1
	Total		3
TOTAL			71

**IBC in I. half of 2016 disaggregated by place and modus operandi of crossing**

			Number of migrants
LAND BORDER	between BCPs	on foot without own travel document	31
		on foot with own travel document	6
		on foot with forged/counterfeit document	1
		Total	38
	at BCPs	counterfeit/forged travel document	31
		counterfeit/forged visa, residence permit	1
		person attempting to avoid border check	1
		person on whom an alert has been issued in national registry for purposes of entry refusal	-
		asylum applicant at the BCP entering the territory of the SR with own genuine travel document	1
		Total	34
AIRPORTS	travel document of other person (impostor) / fraudulently obtained document		6
	counterfeit/forged travel document		2
	counterfeit/forged visa, residence permit		-
	Total		8
TOTAL			80

**IBC at land border between BCPs in I. half of 2017 disaggregated by processing authority**

Nationality	Total	BCU PF									
		Zboj	Topoľa	Ulič	Ubľa	Podhorod'	Petrovce	Vyšné Nemecké	Maťovské Vojkovce	Veľké Slemence	Čierna nad Tisou
Viet Nam	12	-	3	-	-	-	-	9	-	-	-
Russia	5	-	-	3	2	-	-	-	-	-	-
Georgia	4	-	-	-	2	-	2	-	-	-	-
Syria	4	-	-	-	2	-	-	2	-	-	-
Ukraine	4	-	1	1	-	-	-	-	1	-	1
Czech Republic	2	-	-	-	-	-	-	1	1	-	-
Guinea	2	2	-	-	-	-	-	-	-	-	-
Libya	2	-	-	-	-	-	-	2	-	-	-
Mongolia	2	-	-	-	-	-	-	2	-	-	-
Turkey	2	-	-	-	-	-	-	1	-	1	-
India	1	-	1	-	-	-	-	-	-	-	-
Morocco	1	-	-	-	-	-	-	-	1	-	-
Moldova	1	-	-	-	-	-	-	-	-	1	-
Palestine	1	-	-	-	-	-	-	1	-	-	-
Poland	1	-	-	-	-	-	-	1	-	-	-
<b>TOTAL</b>	<b>44</b>	<b>2</b>	<b>5</b>	<b>4</b>	<b>6</b>	<b>0</b>	<b>2</b>	<b>19</b>	<b>3</b>	<b>2</b>	<b>1</b>

**IBC at land border between BCPs in I. half of 2016 disaggregated by processing authority**

Nationality	Total	BCU PF									
		Zboj	Topoľa	Ulič	Ubľa	Podhorod'	Petrovce	Vyšné Nemecké	Maťovské Vojkovce	Veľké Slemence	Čierna nad Tisou
Viet Nam	13	-	-	-	-	13	-	-	-	-	-
Georgia	6	-	-	2	3	-	-	-	1	-	-
Ukraine	6	-	-	2	1	1	-	1	-	-	1
Russia	3	-	-	-	2	1	-	-	-	-	-
Sri Lanka	3	3	-	-	-	-	-	-	-	-	-
Azerbaijan	2	-	2	-	-	-	-	-	-	-	-
Moldova	2	-	-	-	-	1	-	1	-	-	-
Netherlands	1	-	-	-	-	-	-	1	-	-	-
Kazakhstan	1	-	-	-	-	-	-	-	-	-	1
Syria	1	-	-	-	-	-	-	1	-	-	-
<b>TOTAL</b>	<b>38</b>	<b>3</b>	<b>2</b>	<b>4</b>	<b>6</b>	<b>16</b>	<b>0</b>	<b>4</b>	<b>1</b>	<b>0</b>	<b>2</b>

**IBC at BCPs in I. half of 2017 disaggregated by individual BCU PF**

Nationality	Total	BCU PF								
		Ubl'a	Vyšné Nemecké	Maťovské Vojkovce	Veľké Slemence	Čierna nad Tisou	Bratislava Airport	Poprad Airport	Košice Airport	small airports
Ukraine	20	3	17	-	-	-	-	-	-	-
Cuba	2	-	-	-	-	2	-	-	-	-
Albania	1	-	-	-	-	-	1	-	-	-
Macedonia (FYROM)	1	-	-	-	-	-	1	-	-	-
Hungary	1	-	1	-	-	-	-	-	-	-
Unknown nationality	1	-	-	-	-	-	-	-	1	-
Turkey	1	-	1	-	-	-	-	-	-	-
<b>TOTAL</b>	<b>27</b>	<b>3</b>	<b>19</b>	<b>0</b>	<b>0</b>	<b>2</b>	<b>2</b>	<b>0</b>	<b>1</b>	<b>0</b>

**IBC at BCPs in I. half of 2016 disaggregated by individual BCU PF**

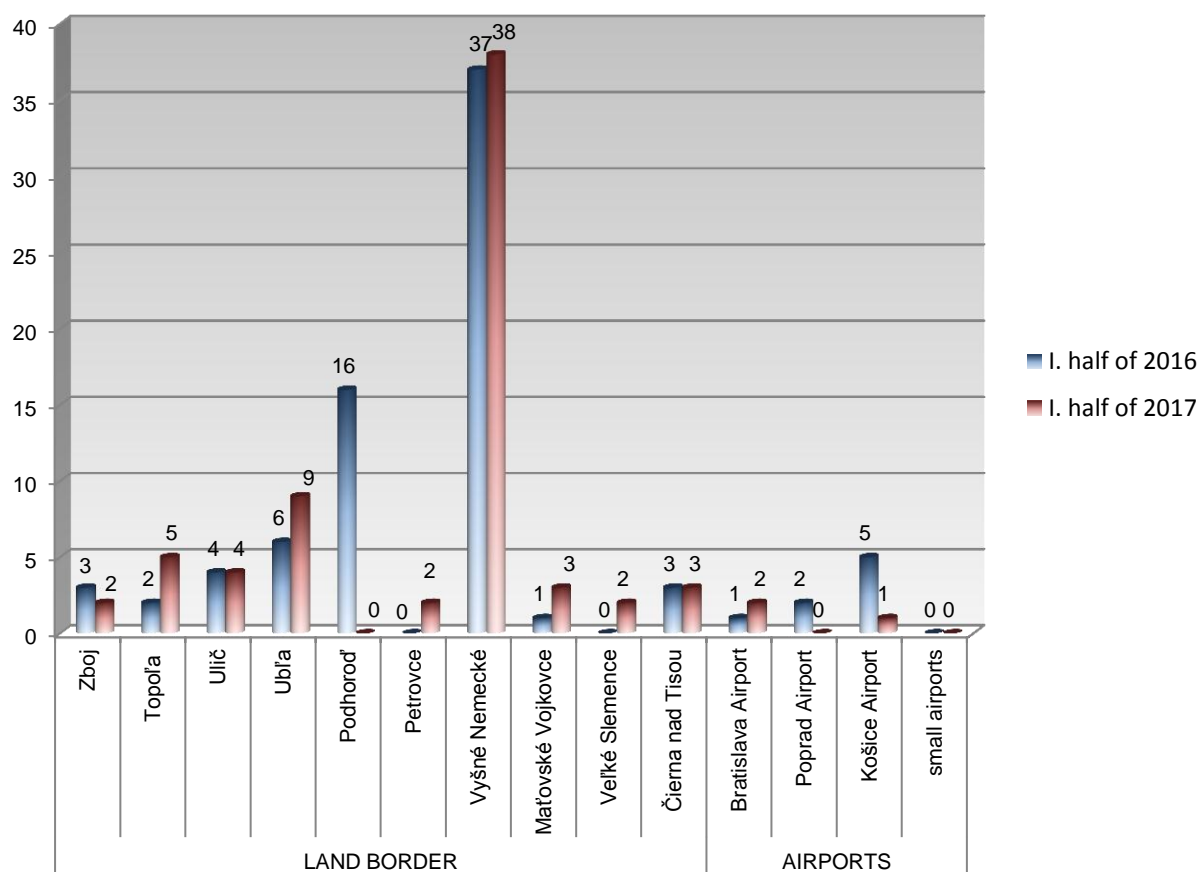
Nationality	Total	BCU PF								
		Ubl'a	Vyšné Nemecké	Maťovské Vojkovce	Veľké Slemence	Čierna nad Tisou	Bratislava Airport	Poprad Airport	Košice Airport	small airports
Ukraine	40	-	32	-	-	-	1	2	5	-
Moldova	1	-	1	-	-	-	-	-	-	-
Turkey	1	-	-	-	-	1	-	-	-	-
<b>TOTAL</b>	<b>42</b>	<b>0</b>	<b>33</b>	<b>0</b>	<b>0</b>	<b>1</b>	<b>1</b>	<b>2</b>	<b>5</b>	<b>0</b>



## Overview of IBC by processing of cases by individual units in I. half of: 2016 and 2017

Units	I. half of 2016	I. half of 2017
BCU PF Zboj	3	2
BCU PF Topoľa	2	5
BCU PF Ulič	4	4
BCU PF Ubl'a	6	9
BCU PF Podhorod'	16	-
BCU PF Petrovce	-	2
BCU PF Vyšné Nemecké	37	38
BCU PF Maťovské Vojkovce	1	3
BCU PF Veľké Slemence	-	2
BCU PF Čierna nad Tisou	3	3
BCU PF Bratislava Airport	1	2
BCU PF Poprad Airport	2	-
BCU PF Košice Airport	5	1
small airports	-	-
<b>TOTAL</b>	<b>80</b>	<b>71</b>

## Overview of IBC by processing of cases by individual units in I. half of: 2016 a 2017



### IBC in I. half of 2017 disaggregated by nationality, sex and age

Nationality	IBC in total	Total	MALE				Total	FEMALE			
			0-13	14-17	18-34	35+		0-13	14-17	18-34	35+
Ukraine	24	18	-	-	6	12	6	-	-	4	2
Viet Nam	12	9	-	-	9	-	3	-	-	3	-
Russia	5	3	-	-	1	2	2	-	-	-	2
Georgia	4	4	-	-	1	3	-	-	-	-	-
Syria	4	4	-	1	2	1	-	-	-	-	-
Turkey	3	3	-	-	1	2	-	-	-	-	-
Czech Republic	2	2	-	-	2	-	-	-	-	-	-
Guinea	2	2	-	-	2	-	-	-	-	-	-
Cuba	2	2	-	-	-	2	-	-	-	-	-
Libya	2	2	-	-	1	1	-	-	-	-	-
Mongolia	2	2	-	-	2	-	-	-	-	-	-
Albania	1	1	-	-	1	-	-	-	-	-	-
India	1	1	-	-	1	-	-	-	-	-	-
Macedonia (FYROM)	1	1	-	-	-	1	-	-	-	-	-
Hungary	1	1	-	-	1	-	-	-	-	-	-
Morocco	1	1	-	-	1	-	-	-	-	-	-
Moldova	1	1	-	-	-	1	-	-	-	-	-
Unknown nationality	1	1	-	-	-	1	-	-	-	-	-
Palestine	1	1	-	-	1	-	-	-	-	-	-
Poland	1	1	-	-	-	1	-	-	-	-	-
<b>TOTAL</b>	<b>71</b>	<b>60</b>	<b>0</b>	<b>1</b>	<b>32</b>	<b>27</b>	<b>11</b>	<b>0</b>	<b>0</b>	<b>7</b>	<b>4</b>

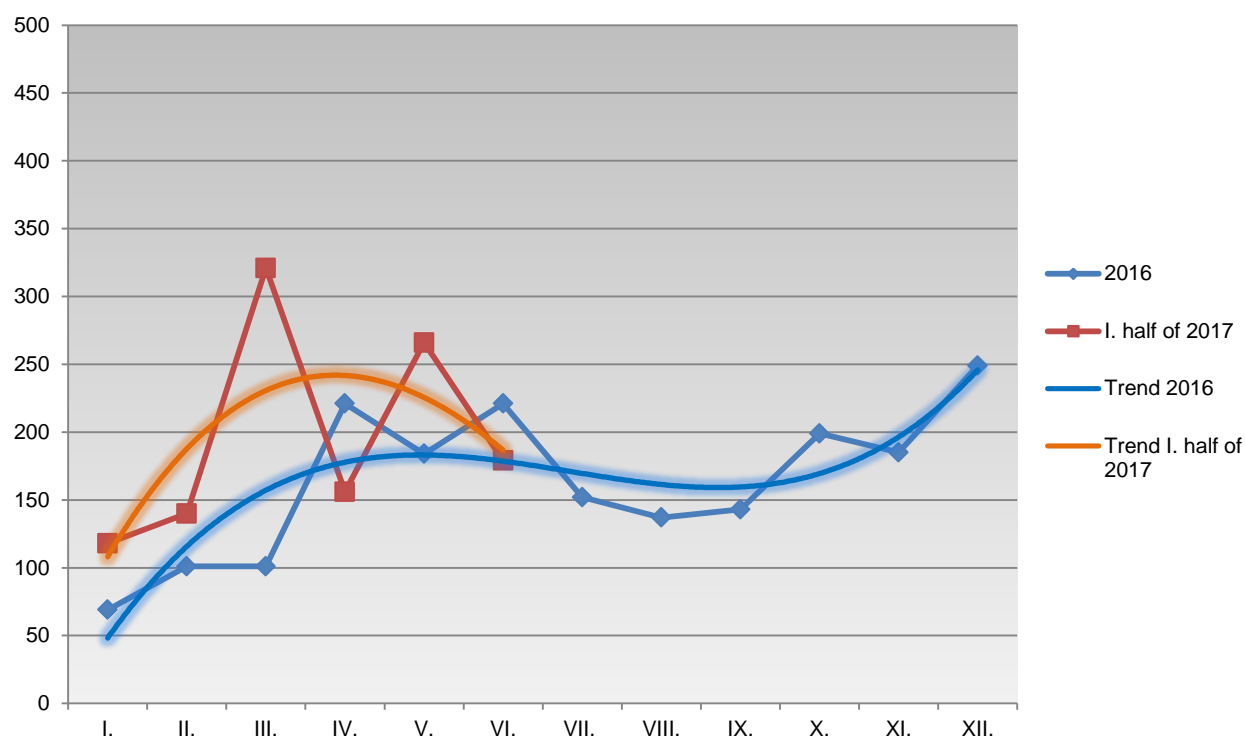
### IBC in I. half of 2016 disaggregated by nationality, sex and age

Nationality	IBC in total	Total	MALE				Total	FEMALE			
			0-13	14-17	18-34	35+		0-13	14-17	18-34	35+
Ukraine	46	31	-	1	17	13	15	-	-	6	9
Viet Nam	13	11	-	-	10	1	2	-	-	2	-
Georgia	6	6	-	-	4	2	-	-	-	-	-
Moldova	3	3	-	-	2	1	-	-	-	-	-
Russia	3	2	-	-	1	1	1	-	-	1	-
Sri Lanka	3	3	-	-	2	1	-	-	-	-	-
Azerbaijan	2	2	-	-	2	-	-	-	-	-	-
Netherlands	1	1	-	-	-	1	-	-	-	-	-
Kazakhstan	1	1	-	-	-	1	-	-	-	-	-
Syria	1	1	-	-	1	-	-	-	-	-	-
Turkey	1	1	-	-	1	-	-	-	-	-	-
<b>TOTAL</b>	<b>80</b>	<b>62</b>	<b>0</b>	<b>1</b>	<b>40</b>	<b>21</b>	<b>18</b>	<b>0</b>	<b>0</b>	<b>9</b>	<b>9</b>

## 2.2 Illegal stay on the territory of the Slovak Republic

### Overview of IS by individual months in: 2016 and 2017

	Total	I.	II.	III.	IV.	V.	VI.	VII.	VIII.	IX.	X.	XI.	XII.
<b>2016</b>	<b>1 962</b>	69	101	101	221	184	221	152	137	143	199	185	249
<b>2017</b>	<b>1 180</b>	118	140	321	156	266	179	-	-	-	-	-	-



**IS in I. half of 2017** disaggregated by nationality, place of detection and previous entry to the SR

Nationality	IS in total	Inland			at BCPs - departing from the SR		Returned from other MS
		legal entry	illegal entry	unknown entry	at land border	at airports	
Ukraine	836	418	59	-	356	1	2
Serbia	124	114	10	-	-	-	-
Viet Nam	26	6	19	-	-	-	1
Afghanistan	20	1	14	-	-	-	5
Iraq	20	8	12	-	-	-	-
Syria	19	4	15	-	-	-	-
Moldova	15	-	-	-	15	-	-
China (PRC)	9	7	1	-	-	1	-
Turkey	8	4	3	-	-	-	1
Bangladesh	6	-	6	-	-	-	-
Iran	6	4	2	-	-	-	-
Hungary	6	5	-	-	1	-	-
Pakistan	6	1	3	-	-	-	2
Russia	6	1	2	-	-	3	-
Sri Lanka	6	-	5	-	-	-	1
Belarus	5	5	-	-	-	-	-
Bosnia and Herzegovina	5	5	-	-	-	-	-
Morocco	5	-	4	-	1	-	-
Nigeria	5	1	3	-	-	-	1
Korean Republic	4	4	-	-	-	-	-
Macedonia (FYROM)	4	2	1	-	-	1	-
Unknown nationality	4	-	3	1	-	-	-
Brazil	3	2	-	-	-	1	-
Canada	3	3	-	-	-	-	-
Algeria	2	-	2	-	-	-	-
Egypt	2	2	-	-	-	-	-
Libya	2	2	-	-	-	-	-
Mexico	2	1	1	-	-	-	-
Albania	1	1	-	-	-	-	-
Australia	1	1	-	-	-	-	-
Bolivia	1	1	-	-	-	-	-
Etiopia	1	-	-	-	-	-	1
Georgia	1	1	-	-	-	-	-
Guinea	1	-	1	-	-	-	-
Israel	1	1	-	-	-	-	-
Cameroon	1	-	1	-	-	-	-
Colombia	1	1	-	-	-	-	-
Mali	1	-	1	-	-	-	-
Mongolia	1	-	1	-	-	-	-
Germany	1	1	-	-	-	-	-
Kosovo	1	1	-	-	-	-	-
Peru	1	1	-	-	-	-	-
Romania	1	-	1	-	-	-	-
Sierra Leone	1	-	1	-	-	-	-
United Arab Emirates	1	1	-	-	-	-	-
United States, USA	1	1	-	-	-	-	-
Tajikistan	1	-	-	-	-	1	-
Thailand	1	1	-	-	-	-	-
Tunisia	1	-	1	-	-	-	-
<b>TOTAL</b>	<b>1 180</b>	<b>612</b>	<b>172</b>	<b>1</b>	<b>373</b>	<b>8</b>	<b>14</b>

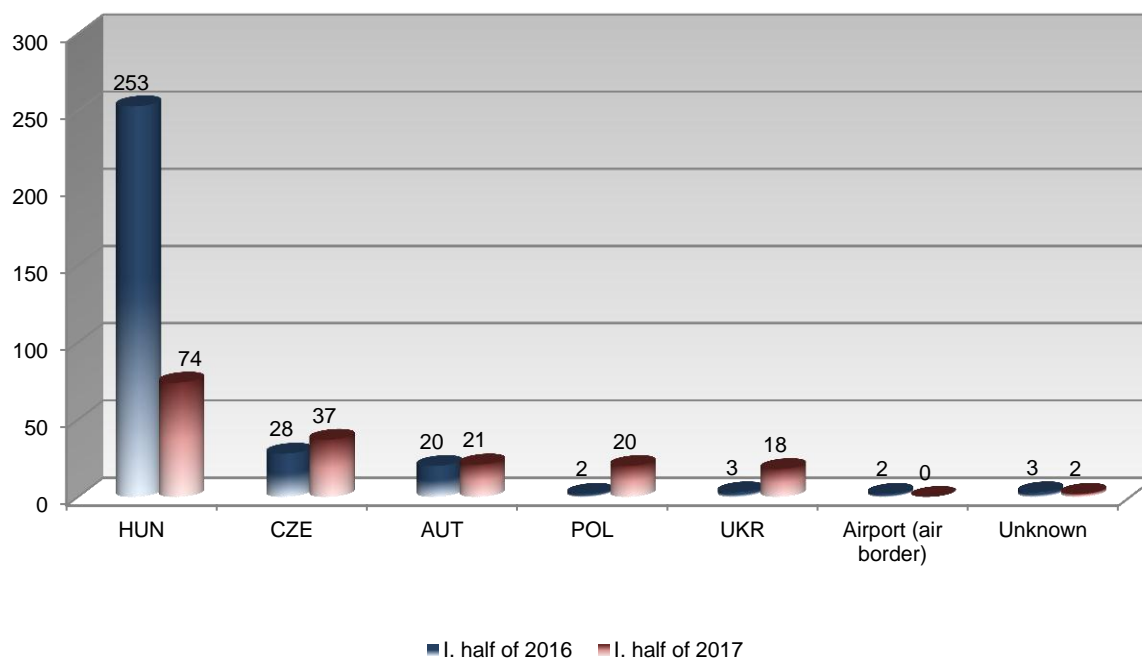
**IS in I. half of 2016** disaggregated by nationality, place of detection and previous entry to the SR

Nationality	IS in total	Inland			at BCPs - departing from the SR		Returned from other MS
		legal entry	illegal entry	unknown entry	at land border	at airports	
Ukraine	423	85	40	-	296	1	1
Afghanistan	103	-	102	-	-	1	-
Iraq	75	41	34	-	-	-	-
Syria	66	2	63	-	-	1	-
Serbia	55	48	7	-	-	-	-
Iran	12	3	7	-	-	-	2
Russia	11	5	4	-	-	-	2
Viet Nam	10	6	4	-	-	-	-
Moldova	9	-	-	-	9	-	-
Pakistan	9	-	9	-	-	-	-
Algeria	8	-	8	-	-	-	-
Hungary	8	8	-	-	-	-	-
Turkey	8	5	3	-	-	-	-
India	7	4	3	-	-	-	-
Palestine	7	2	5	-	-	-	-
Albania	5	5	-	-	-	-	-
Romania	5	4	1	-	-	-	-
Bosnia and Herzegovina	4	3	1	-	-	-	-
China (PRC)	4	4	-	-	-	-	-
Macedonia (FYROM)	4	2	2	-	-	-	-
Somalia	4	-	4	-	-	-	-
United States, USA	4	4	-	-	-	-	-
Thailand	4	4	-	-	-	-	-
Brazil	3	3	-	-	-	-	-
Montenegro	3	3	-	-	-	-	-
Georgia	3	-	1	-	1	-	1
Israel	3	2	1	-	-	-	-
Canada	3	3	-	-	-	-	-
Korean Republic	3	2	1	-	-	-	-
Kuwait	3	3	-	-	-	-	-
Libya	3	3	-	-	-	-	-
Nepal	3	-	3	-	-	-	-
Nigeria	3	1	1	-	-	1	-
Egypt	2	-	2	-	-	-	-
Guinea	2	-	2	-	-	-	-
Senegal	2	2	-	-	-	-	-
Tunisia	2	1	1	-	-	-	-
Stateless	1	1	-	-	-	-	-
Belarus	1	-	-	-	1	-	-
Bulgaria	1	-	1	-	-	-	-
Philippines	1	1	-	-	-	-	-
Ghana	1	1	-	-	-	-	-
Japan	1	-	-	-	1	-	-
Kazakhstan	1	1	-	-	-	-	-
D. R. Congo	1	1	-	-	-	-	-
Cuba	1	1	-	-	-	-	-
Liberia	1	1	-	-	-	-	-
Morocco	1	-	1	-	-	-	-
Mexico	1	1	-	-	-	-	-
Italy	1	1	-	-	-	-	-
Uzbekistan	1	1	-	-	-	-	-
<b>TOTAL</b>	<b>897</b>	<b>268</b>	<b>311</b>	<b>0</b>	<b>308</b>	<b>4</b>	<b>6</b>

**IS detected inland after illegal entry to the SR in I. half of 2016 and 2017 by border sections illegally crossed by migrants**

Border section	I. half of 2016	I. half of 2017
Hungary	253	74
Czech Republic	28	37
Austria	20	21
Poland	2	20
Ukraine	3	18
Airport (air border)	2	-
Unknown	3	2
<b>TOTAL</b>	<b>311</b>	<b>172</b>

**IS detected inland after illegal entry to the SR in I. half of 2016 and 2017  
by border sections illegally crossed by migrants**



**IS detected inland after illegal entry to the SR in I. half of 2017 disaggregated by border sections illegally crossed by migrants**

Nationality	Total	Border section						
		HUN	CZE	AUT	POL	UKR	Airport (air border)	Unknown
Ukraine	59	14	30	5	9	1	-	-
Viet Nam	19	-	2	-	-	17	-	-
Syria	15	14	-	1	-	-	-	-
Afghanistan	14	12	2	-	-	-	-	-
Iraq	12	12	-	-	-	-	-	-
Serbia	10	9	-	1	-	-	-	-
Bangladesh	6	-	-	-	6	-	-	-
Sri Lanka	5	-	-	-	5	-	-	-
Morocco	4	3	1	-	-	-	-	-
Unknown nationality	3	-	-	2	-	-	-	1
Nigeria	3	-	-	3	-	-	-	-
Pakistan	3	1	1	1	-	-	-	-
Turkey	3	1	-	1	-	-	-	1
Algeria	2	2	-	-	-	-	-	-
Iran	2	2	-	-	-	-	-	-
Russia	2	-	-	2	-	-	-	-
China (PRC)	1	1	-	-	-	-	-	-
Guinea	1	-	-	1	-	-	-	-
Cameroon	1	-	-	1	-	-	-	-
Macedonia (FYROM)	1	1	-	-	-	-	-	-
Mali	1	1	-	-	-	-	-	-
Mexico	1	-	-	1	-	-	-	-
Mongolia	1	-	1	-	-	-	-	-
Romania	1	1	-	-	-	-	-	-
Sierra Leone	1	-	-	1	-	-	-	-
Tunisia	1	-	-	1	-	-	-	-
<b>TOTAL</b>	<b>172</b>	<b>74</b>	<b>37</b>	<b>21</b>	<b>20</b>	<b>18</b>	<b>0</b>	<b>2</b>

**IS detected inland after illegal entry to the SR in I. half of 2016 disaggregated by border sections illegally crossed by migrants**

Nationality	Total	Border section						
		HUN	CZE	AUT	POL	UKR	Airport (air border)	Unknown
Afghanistan	102	102	-	-	-	-	-	-
Syria	63	60	-	3	-	-	-	-
Ukraine	40	11	24	2	1	2	-	-
Iraq	34	33	-	-	-	-	1	-
Pakistan	9	9	-	-	-	-	-	-
Algeria	8	7	-	1	-	-	-	-
Iran	7	4	-	3	-	-	-	-
Serbia	7	7	-	-	-	-	-	-
Palestine	5	5	-	-	-	-	-	-
Russia	4	2	-	1	-	1	-	-
Somalia	4	1	1	1	-	-	1	-
Viet Nam	4	3	1	-	-	-	-	-
India	3	3	-	-	-	-	-	-
Nepal	3	-	-	-	-	-	-	3
Turkey	3	-	-	2	1	-	-	-
Egypt	2	1	-	1	-	-	-	-
Guinea	2	-	-	2	-	-	-	-
Macedonia (FYROM)	2	1	1	-	-	-	-	-
Bosnia and Herzegovina	1	1	-	-	-	-	-	-
Bulgaria	1	1	-	-	-	-	-	-
Georgia	1	-	1	-	-	-	-	-
Israel	1	-	-	1	-	-	-	-
Korean Republic	1	-	-	1	-	-	-	-
Morocco	1	-	-	1	-	-	-	-
Nigeria	1	-	-	1	-	-	-	-
Romania	1	1	-	-	-	-	-	-
Tunisia	1	1	-	-	-	-	-	-
<b>TOTAL</b>	<b>311</b>	<b>253</b>	<b>28</b>	<b>20</b>	<b>2</b>	<b>3</b>	<b>2</b>	<b>3</b>



**IS in I. half of 2017 disaggregated by detection and procession of cases by individual DBAP and other authorities**

Units		DETECTED	PROCESSED
<b>DBAP Bratislava</b>	APU PF Bratislava	83	142
	APU PF Dunajská Streda	43	44
	APU PF Nitra	122	124
	APU PF Nové Zámky	43	43
	APU PF Trnava	109	112
	BCU PF Bratislava Airport	10	10
	MU PF DBAP Bratislava	24	6
	<b>Total</b>	<b>434</b>	<b>481</b>
<b>DBAP Banská Bystrica</b>	APU PF Banská Bystrica	25	30
	APU PF Rimavská Sobota	2	3
	APU PF Trenčín	45	54
	APU PF Žilina	35	66
	MU PF DBAP Banská Bystrica	28	-
	<b>Total</b>	<b>135</b>	<b>153</b>
<b>DBAP Prešov</b>	APU PF Košice	21	22
	APU PF Michalovce	27	99
	APU PF Prešov	34	36
	BCU PF Košice Airport	1	7
	BCU PF Poprad Airport	-	-
	AU PF Humenné	3	3
	MU PF DBAP Prešov	1	-
	<b>Total</b>	<b>87</b>	<b>167</b>
<b>DBAP Sobrance</b>	BCU PF Zboj	-	-
	BCU PF Topoľa	-	-
	BCU PF Ulič	-	-
	BCU PF Ubľa	38	39
	BCU PF Podhorod'	-	-
	BCU PF Petrovce	-	-
	BCU PF Vyšné Nemecké	330	331
	BCU PF Maťovské Vojkovce	-	-
	BCU PF Veľké Slemence	3	1
	BCU PF Čierna nad Tisou	8	8
	MIU PF DBAP Sobrance	15	-
	<b>Total</b>	<b>394</b>	<b>379</b>
<b>Other authority</b>	Customs Criminal Bureau	42	-
	Uniformed Police	55	-
	Railway Police	1	-
	Traffic Police	10	-
	NUCIM	8	-
	Authority of other country	7	-
	Authority of neighbouring country	7	-
	<b>Total</b>	<b>130</b>	<b>0</b>
<b>TOTAL</b>		<b>1 180</b>	<b>1 180</b>

**IS in I. half of 2016 disaggregated by detection and procession of cases by individual DBAP and other authorities**

Units		DETECTED	PROCESSED
<b>DBAP Bratislava</b>	APU PF Bratislava	61	241
	APU PF Dunajská Streda	10	70
	APU PF Nitra	69	69
	APU PF Nové Zámky	19	26
	APU PF Trnava	22	26
	BCU PF Bratislava Airport	3	3
	MU PF DBAP Bratislava	8	4
	<b>Total</b>	<b>192</b>	<b>439</b>
<b>DBAP Banská Bystrica</b>	APU PF Banská Bystrica	5	5
	APU PF Rimavská Sobota	2	2
	APU PF Trenčín	31	31
	APU PF Žilina	17	36
	MU PF DBAP Banská Bystrica	18	-
	<b>Total</b>	<b>73</b>	<b>74</b>
<b>DBAP Prešov</b>	APU PF Košice	27	33
	APU PF Michalovce	1	27
	APU PF Prešov	6	7
	BCU PF Košice Airport	3	5
	BCU PF Poprad Airport	-	-
	AU PF Humenné	2	2
	MU PF DBAP Prešov	-	-
	<b>Total</b>	<b>39</b>	<b>74</b>
<b>DBAP Sobrance</b>	BCU PF Zboj	-	-
	BCU PF Topoľa	-	-
	BCU PF Ulič	-	-
	BCU PF Ubľa	18	18
	BCU PF Podhorod'	-	-
	BCU PF Petrovce	-	-
	BCU PF Vyšné Nemecké	286	285
	BCU PF Maťovské Vojkovce	-	-
	BCU PF Veľké Slemence	2	2
	BCU PF Čierna nad Tisou	5	5
	MIU PF DBAP Sobrance	1	-
	<b>Total</b>	<b>312</b>	<b>310</b>
<b>Other authority</b>	Customs Criminal Bureau	57	-
	Uniformed Police	190	-
	Railway Police	5	-
	Traffic Police	23	-
	Authority of other country	2	-
	Authority of neighbouring country	4	-
	<b>Total</b>	<b>281</b>	<b>0</b>
<b>TOTAL</b>		<b>897</b>	<b>897</b>

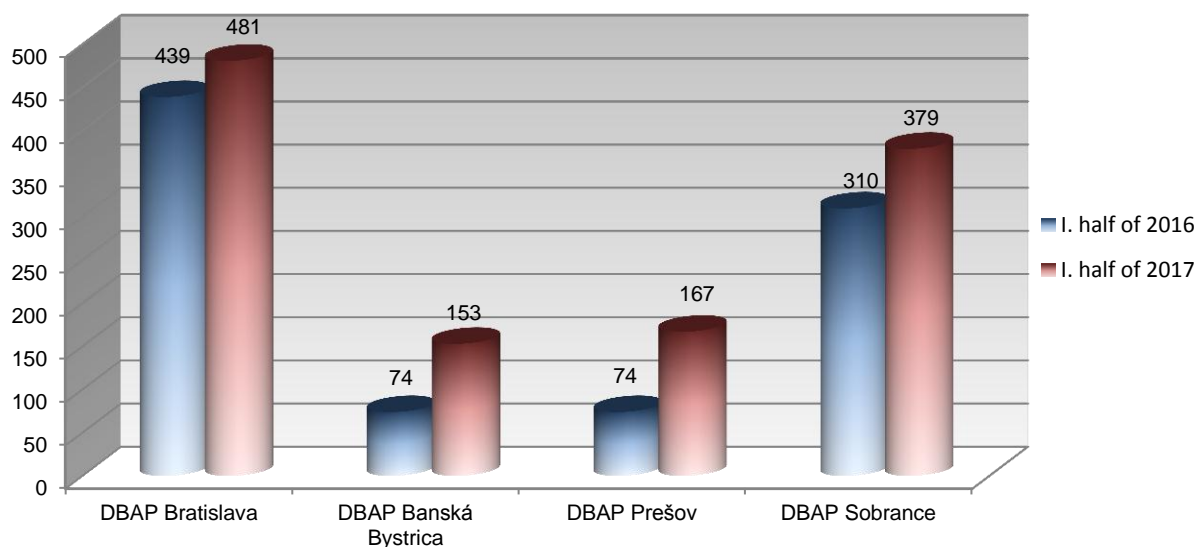
Note:

„Authority of detection“ means unit that performed primordial check of alien on the territory of SR, detected violation of the law and handed the case over to competent unit of BBAP for further procession.

### IS in I. half of 2016 and 2017 by processing of cases by individual DBAPs

	I. half of 2016	I. half of 2017
DBAP Bratislava	439	481
DBAP Banská Bystrica	74	153
DBAP Prešov	74	167
DBAP Sobrance	310	379
<b>TOTAL</b>	<b>897</b>	<b>1 180</b>

### IS in I. half of 2016 and 2017 by processing of cases by individual DBAPs



### Overview of IS in I. half of 2017 by processing of cases by individual DBAPs disaggregated by place of detection and previous entry to the SR

DBAP	IS in total	Inland			at BCPs - departing from the SR		Returned from other MS
		legal entry	illegal entry	unknown entry	at land border	at airports	
DBAP Bratislava	<b>481</b>	383	87	1	-	8	2
DBAP B. Bystrica	<b>153</b>	107	40	-	-	-	6
DBAP Prešov	<b>167</b>	121	40	-	-	-	6
DBAP Sobrance	<b>379</b>	1	5	-	373	-	-
<b>TOTAL</b>	<b>1 180</b>	<b>612</b>	<b>172</b>	<b>1</b>	<b>373</b>	<b>8</b>	<b>14</b>

### Overview of IS in I. half of 2016 by processing of cases by individual DBAPs disaggregated by place of detection and previous entry to the SR

DBAP	IS in total	Inland			at BCPs - departing from the SR		Returned from other MS
		legal entry	illegal entry	unknown entry	at land border	at airports	
DBAP Bratislava	<b>439</b>	170	263	-	-	3	3
DBAP B. Bystrica	<b>74</b>	47	27	-	-	-	-
DBAP Prešov	<b>74</b>	51	19	-	-	1	3
DBAP Sobrance	<b>310</b>	-	2	-	308	-	-
<b>TOTAL</b>	<b>897</b>	<b>268</b>	<b>311</b>	<b>0</b>	<b>308</b>	<b>4</b>	<b>6</b>

**Overview of third country nationals who entered legally the territory of Schengen area and stayed illegally in SR (overstayers) in I. half of 2017**

Nationality	Overstayers		
	Total	Inland	at BCPs - departing from the SR
Ukraine	822	467	355
Serbia	115	115	-
Moldova	15	-	15
China (PRC)	9	8	1
Viet Nam	8	8	-
Iraq	7	7	-
Belarus	5	5	-
Bosnia and Herzegovina	5	5	-
Iran	5	5	-
Russia	5	2	3
Turkey	5	5	-
Korean Republic	4	4	-
Brazil	3	2	1
Canada	3	3	-
Macedonia (FYROM)	3	2	1
Egypt	2	2	-
Libya	2	2	-
Mexico	2	2	-
Albania	1	1	-
Australia	1	1	-
Bolivia	1	1	-
Georgia	1	1	-
Israel	1	1	-
Colombia	1	1	-
Mongolia	1	1	-
Nigeria	1	1	-
Kosovo	1	1	-
Pakistan	1	1	-
Peru	1	1	-
United Arab Emirates	1	1	-
United States, USA	1	1	-
Tajikistan	1	-	1
Thailand	1	1	-
<b>TOTAL</b>	<b>1 035</b>	<b>658</b>	<b>377</b>

**Overview of third country nationals who entered legally the territory of Schengen area and stayed illegally in SR (overstayers) in I. half of 2016**

Nationality	Overstayers		
	Total	Inland	at BCPs - departing from the SR
Ukraine	415	120	295
Serbia	48	48	-
Iraq	41	41	-
Viet Nam	10	10	-
Moldova	9	-	9
Turkey	7	7	-
Albania	5	5	-
Syria	5	4	1
China (PRC)	4	4	-
India	4	4	-
United States, USA	4	4	-
Thailand	4	4	-
Bosnia and Herzegovina	3	3	-
Brazil	3	3	-
Montenegro	3	3	-
Iran	3	3	-
Israel	3	3	-
Canada	3	3	-
Kuwait	3	3	-
Libya	3	3	-
Macedonia (FYROM)	3	3	-
Georgia	2	1	1
Korean Republic	2	2	-
Nigeria	2	2	-
Palestine	2	2	-
Russia	2	2	-
Senegal	2	2	-
Stateless	1	1	-
Belarus	1	-	1
Egypt	1	1	-
Philippines	1	1	-
Ghana	1	1	-
Japan	1	-	1
Kazakhstan	1	1	-
D. R. Congo	1	1	-
Cuba	1	1	-
Liberia	1	1	-
Mexico	1	1	-
Tunisia	1	1	-
Uzbekistan	1	1	-
<b>TOTAL</b>	<b>608</b>	<b>300</b>	<b>308</b>

# IS by nationality, sex and age in I. half of 2017

Nationality	IS in total	Total	MALE				Total	FEMALE			
			0-13	14-17	18-34	35+		0-13	14-17	18-34	35+
Ukraine	836	599	2	-	355	242	237	2	-	119	116
Serbia	124	99	-	-	58	41	25	-	-	15	10
Viet Nam	26	20	-	8	10	2	6	-	2	2	2
Afghanistan	20	18	1	4	12	1	2	-	-	1	1
Iraq	20	13	1	3	8	1	7	4	-	3	
Syria	19	15	1	1	8	5	4	1	-	2	1
Moldova	15	15	-	-	9	6	-	-	-	-	-
China (PRC)	9	5	-	-	2	3	4	-	-	2	2
Turkey	8	7	-	-	2	5	1	-	-	-	1
Bangladesh	6	6	-	4	2	-	-	-	-	-	-
Iran	6	6	-	-	4	2	-	-	-	-	-
Hungary	6	2	-	-	1	1	4	-	-	2	2
Pakistan	6	6	-	-	4	2	-	-	-	-	-
Russia	6	3	-	-	1	2	3	-	-	2	1
Sri Lanka	6	6	-	-	5	1	-	-	-	-	-
Belarus	5	5	-	-	4	1	-	-	-	-	-
Bosnia and Herzegovina	5	4	-	-	4	-	1	-	-	1	-
Morocco	5	5	-	-	5	-	-	-	-	-	-
Nigeria	5	5	-	-	4	1	-	-	-	-	-
Korean Republic	4	3	-	-	1	2	1	-	-	1	-
Macedonia (FYROM)	4	3	-	-	3	-	1	-	-	1	-
Unknown nationality	4	3	-	-	-	3	1	-	-	-	1
Brazil	3	3	-	-	2	1	-	-	-	-	-
Canada	3	2	-	-	1	1	1	-	-	-	1
Algeria	2	2	-	-	2	-	-	-	-	-	-
Egypt	2	2	-	-	2	-	-	-	-	-	-
Libya	2	2	-	-	1	1	-	-	-	-	-
Mexico	2	2	-	-	2	-	-	-	-	-	-
Albania	1	-	-	-	-	-	1	-	-	1	-
Australia	1	1	-	-	-	1	-	-	-	-	-
Bolivia	1	1	-	-	-	1	-	-	-	-	-
Etiopia	1	-	-	-	-	-	1	-	-	1	-
Georgia	1	1	-	-	1	-	-	-	-	-	-
Guinea	1	1	-	-	1	-	-	-	-	-	-
Israel	1	1	-	-	1	-	-	-	-	-	-
Cameroon	1	1	-	-	-	1	-	-	-	-	-
Colombia	1	-	-	-	-	-	1	-	-	1	-
Mali	1	1	-	-	1	-	-	-	-	-	-
Mongolia	1	-	-	-	-	-	1	-	-	-	1
Germany	1	1	-	-	-	1	-	-	-	-	-
Kosovo	1	1	-	-	-	1	-	-	-	-	-
Peru	1	-	-	-	-	-	1	-	-	1	-
Romania	1	1	-	-	1	-	-	-	-	-	-
Sierra Leone	1	1	-	-	-	1	-	-	-	-	-
United Arab Emirates	1	1	-	-	1	-	-	-	-	-	-
United States, USA	1	1	-	-	1	-	-	-	-	-	-
Tajikistan	1	1	-	-	-	1	-	-	-	-	-
Thailand	1	-	-	-	-	-	1	-	-	1	-
Tunisia	1	1	-	-	1	-	-	-	-	-	-
<b>TOTAL</b>	<b>1 180</b>	<b>876</b>	<b>5</b>	<b>20</b>	<b>520</b>	<b>331</b>	<b>304</b>	<b>7</b>	<b>2</b>	<b>156</b>	<b>139</b>

# IS by nationality, sex and age in I. half of 2016

Nationality	IS in total	Total	MALE				Total	FEMALE			
			0-13	14-17	18-34	35+		0-13	14-17	18-34	35+
Ukraine	423	312	-	-	193	119	111	-	-	52	59
Afghanistan	103	94	17	24	48	5	9	2	1	4	2
Iraq	75	39	10	3	15	11	36	8	2	17	9
Syria	66	35	8	3	17	7	31	10	3	13	5
Serbia	55	39	1	-	29	9	16	1	-	8	7
Iran	12	9	-	-	4	5	3	-	-	2	1
Russia	11	11	-	-	5	6	-	-	-	-	-
Viet Nam	10	9	-	-	6	3	1	1	-	-	-
Moldova	9	8	-	-	6	2	1	-	-	1	-
Pakistan	9	9	-	4	5	-	-	-	-	-	-
Algeria	8	8	-	-	8	-	-	-	-	-	-
Hungary	8	8	-	-	5	3	-	-	-	-	-
Turkey	8	6	-	-	3	3	2	-	-	2	-
India	7	5	-	-	5	-	2	-	-	2	-
Palestine	7	6	-	-	3	-	1	-	-	-	1
Albania	5	5	-	-	2	3	-	-	-	-	-
Romania	5	5	3	-	4	1	-	-	-	-	-
Bosnia and Herzegovina	4	4	-	-	3	1	-	-	-	-	-
China (PRC)	4	3	-	-	3	-	1	-	-	-	1
Macedonia (FYROM)	4	4	-	-	1	3	-	-	-	-	-
Somalia	4	4	-	-	4	-	-	-	-	-	-
United States, USA	4	4	-	-	4	-	-	-	-	-	-
Thailand	4	-	-	-	-	-	4	-	-	-	4
Brazil	3	3	-	-	3	-	-	-	-	-	-
Montenegro	3	1	-	-	1	-	2	-	-	2	-
Georgia	3	3	-	-	1	2	-	-	-	-	-
Israel	3	3	-	-	2	1	-	-	-	-	-
Canada	3	2	1	-	1	-	1	-	-	1	-
Korean Republic	3	1	-	-	1	-	2	-	-	1	1
Kuwait	3	3	-	-	2	1	-	-	-	-	-
Libya	3	2	-	-	1	1	1	-	-	1	-
Nepal	3	3	-	3	-	-	-	-	-	-	-
Nigeria	3	3	-	-	3	-	-	-	-	-	-
Egypt	2	2	-	-	2	-	-	-	-	-	-
Guinea	2	2	-	-	2	-	-	-	-	-	-
Senegal	2	2	-	-	-	2	-	-	-	-	-
Tunisia	2	2	-	-	2	-	-	-	-	-	-
Unknown nationality	1	1	-	-	-	1	-	-	-	-	-
Belarus	1	-	-	-	-	-	1	-	-	1	-
Bulgaria	1	1	-	-	-	1	-	-	-	-	-
Philippines	1	1	-	-	-	1	-	-	-	-	-
Ghana	1	1	-	-	-	1	-	-	-	-	-
Japan	1	-	-	-	-	-	1	-	-	-	1
Kazakhstan	1	-	-	-	-	-	1	-	-	1	-
D. R. Congo	1	1	-	-	1	-	-	-	-	-	-
Cuba	1	-	-	-	-	-	1	-	-	1	-
Liberia	1	1	-	-	1	-	-	-	-	-	-
Morocco	1	1	-	-	-	1	-	-	-	-	-
Mexico	1	-	-	-	-	-	1	-	-	-	1
Italy	1	1	-	-	-	1	-	-	-	-	-
Uzbekistan	1	1	-	-	1	-	-	-	-	-	-
<b>TOTAL</b>	<b>897</b>	<b>668</b>	<b>40</b>	<b>37</b>	<b>397</b>	<b>194</b>	<b>229</b>	<b>22</b>	<b>6</b>	<b>109</b>	<b>92</b>

**IS by processing of cases by individual DBAPs in I. half of 2017**

Nationality	Total	Thereof:			
		DBAP Bratislava	DBAP B. Bystrica	DBAP Prešov	DBAP Sobrance
Ukraine	836	258	109	108	361
Serbia	124	104	15	5	-
Viet Nam	26	5	4	17	-
Afghanistan	20	12	4	4	-
Iraq	20	20	-	-	-
Syria	19	18	1	-	-
Moldova	15	-	-	-	15
China (PRC)	9	5	2	2	-
Turkey	8	5	1	2	-
Bangladesh	6	-	-	6	-
Iran	6	2	-	4	-
Hungary	6	1	-	4	1
Pakistan	6	4	1	1	-
Russia	6	6	-	-	-
Sri Lanka	6	-	-	6	-
Belarus	5	3	1	1	-
Bosnia and Herzegovina	5	5	-	-	-
Morocco	5	3	-	1	1
Nigeria	5	4	1	-	-
Korean Republic	4	-	4	-	-
Macedonia (FYROM)	4	4	-	-	-
Unknown nationality	4	4	-	-	-
Brazil	3	2	1	-	-
Canada	3	-	2	1	-
Algeria	2	1	1	-	-
Egypt	2	1	1	-	-
Libya	2	1	1	-	-
Mexico	2	1	-	-	1
Albania	1	1	-	-	-
Australia	1	-	1	-	-
Bolivia	1	1	-	-	-
Etiopia	1	-	-	1	-
Georgia	1	1	-	-	-
Guinea	1	-	1	-	-
Israel	1	1	-	-	-
Cameroon	1	1	-	-	-
Colombia	1	-	1	-	-
Mali	1	1	-	-	-
Mongolia	1	-	-	1	-
Germany	1	-	-	1	-
Kosovo	1	1	-	-	-
Peru	1	-	1	-	-
Romania	1	1	-	-	-
Sierra Leone	1	1	-	-	-
United Arab Emirates	1	-	-	1	-
United States, USA	1	-	-	1	-
Tajikistan	1	1	-	-	-
Thailand	1	1	-	-	-
Tunisia	1	1	-	-	-
<b>TOTAL</b>	<b>1 180</b>	<b>481</b>	<b>153</b>	<b>167</b>	<b>379</b>



**IS by processing of cases by individual DBAPs in I. half of 2016**

Nationality	Total	Thereof:			
		DBAP Bratislava	DBAP B. Bystrica	DBAP Prešov	DBAP Sobrance
Ukraine	423	45	32	48	298
Afghanistan	103	103	-	-	-
Iraq	75	74	-	1	-
Syria	66	63	3	-	-
Serbia	55	32	22	1	-
Iran	12	12	-	-	-
Russia	11	7	-	4	-
Viet Nam	10	7	1	2	-
Moldova	9	-	-	-	9
Pakistan	9	9	-	-	-
Algeria	8	2	-	6	-
Hungary	8	7	-	1	-
Turkey	8	6	2	-	-
India	7	7	-	-	-
Palestine	7	7	-	-	-
Albania	5	3	2	-	-
Romania	5	4	1	-	-
Bosnia and Herzegovina	4	3	1	-	-
China (PRC)	4	2	-	2	-
Macedonia (FYROM)	4	2	1	1	-
Somalia	4	1	-	3	-
United States, USA	4	1	2	1	-
Thailand	4	4	-	-	-
Brazil	3	2	1	-	-
Montenegro	3	2	1	-	-
Georgia	3	2	-	-	1
Israel	3	3	-	-	-
Canada	3	3	-	-	-
Korean Republic	3	-	3	-	-
Kuwait	3	3	-	-	-
Libya	3	3	-	-	-
Nepal	3	3	-	-	-
Nigeria	3	3	-	-	-
Egypt	2	1	1	-	-
Guinea	2	2	-	-	-
Senegal	2	2	-	-	-
Tunisia	2	2	-	-	-
Stateless	1	-	-	1	-
Belarus	1	-	-	-	1
Bulgaria	1	1	-	-	-
Philippines	1	1	-	-	-
Ghana	1	1	-	-	-
Japan	1	-	-	-	1
Kazakhstan	1	-	-	1	-
D. R. Congo	1	1	-	-	-
Cuba	1	-	1	-	-
Liberia	1	-	-	1	-
Morocco	1	1	-	-	-
Mexico	1	-	-	1	-
Italy	1	1	-	-	-
Uzbekistan	1	1	-	-	-
<b>TOTAL</b>	<b>897</b>	<b>439</b>	<b>74</b>	<b>74</b>	<b>310</b>

**IS by processing of cases by individual units of DBAP Bratislava in I. half of 2017**

Nationality	Total	Thereof:						
		APU PF Bratislava	APU PF Dunajská Streda	APU PF Nitra	APU PF Nové Zámky	APU PF Trnava	BCU PF Bratislava Airport	MU PF Bratislava
Ukraine	258	65	5	112	13	61	1	1
Serbia	104	24	18	-	18	42	-	2
Iraq	20	10	5	5	-	-	-	-
Syria	18	18	-	-	-	-	-	-
Afghanistan	12	4	8	-	-	-	-	-
Russia	6	-	1	-	-	2	3	-
Bosnia and Herzegovina	5	-	-	1	4	-	-	-
China (PRC)	5	3	-	-	1	-	1	-
Turkey	5	2	1	-	1	-	-	1
Viet Nam	5	3	-	-	2	-	-	-
Macedonia (FYROM)	4	1	-	-	1	1	1	-
Unknown nationality	4	2	-	1	-	-	-	1
Nigeria	4	-	-	1	1	1	1	-
Pakistan	4	1	1	-	-	2	-	-
Belarus	3	-	-	3	-	-	-	-
Morocco	3	-	3	-	-	-	-	-
Brazil	2	-	-	1	-	-	1	-
Iran	2	-	1	-	1	-	-	-
Albania	1	-	-	-	1	-	-	-
Algeria	1	-	1	-	-	-	-	-
Bolivia	1	-	-	-	-	-	1	-
Egypt	1	1	-	-	-	-	-	-
Georgia	1	1	-	-	-	-	-	-
Israel	1	-	-	-	-	1	-	-
Cameroon	1	-	-	-	-	1	-	-
Libya	1	1	-	-	-	-	-	-
Hungary	1	1	-	-	-	-	-	-
Mali	1	1	-	-	-	-	-	-
Mexico	1	1	-	-	-	-	-	-
Kosovo	1	1	-	-	-	-	-	-
Romania	1	-	-	-	-	-	-	1
Sierra Leone	1	1	-	-	-	-	-	-
Tajikistan	1	-	-	-	-	-	1	-
Thailand	1	-	-	-	-	1	-	-
Tunisia	1	1	-	-	-	-	-	-
<b>TOTAL</b>	<b>481</b>	<b>142</b>	<b>44</b>	<b>124</b>	<b>43</b>	<b>112</b>	<b>10</b>	<b>6</b>

**IS by processing of cases by individual units of DBAP Banská Bystrica in I. half of 2017**

Nationality	Total	Thereof:				
		APU PF Banská Bystrica	APU PF Rimavská Sobota	APU PF Trenčín	APU PF Žilina	MU PF Banská Bystrica
Ukraine	109	23	2	47	37	-
Serbia	15	2	-	6	7	-
Afghanistan	4	1	-	-	3	-
Korean Republic	4	-	-	-	4	-
Viet Nam	4	-	-	1	3	-
China (PRC)	2	-	-	-	2	-
Canada	2	-	-	-	2	-
Algeria	1	1	-	-	-	-
Australia	1	-	-	-	1	-
Belarus	1	1	-	-	-	-
Brazil	1	-	-	-	1	-
Egypt	1	-	-	-	1	-
Guinea	1	1	-	-	-	-
Colombia	1	-	-	-	1	-
Libya	1	-	-	-	1	-
Nigeria	1	-	-	-	1	-
Pakistan	1	-	-	-	1	-
Peru	1	1	-	-	-	-
Syria	1	-	-	-	1	-
Turkey	1	-	1	-	-	-
<b>TOTAL</b>	<b>153</b>	<b>30</b>	<b>3</b>	<b>54</b>	<b>66</b>	<b>0</b>

**IS by processing of cases by individual units of DBAP Prešov in I. half of 2017**

Nationality	Total	Thereof:					
		APU PF Košice	APU PF Michalovce	APU PF Prešov	BCU PF Košice Airport	BCU PF Poprad Airport	AU PF Humenné
Ukraine	108	11	64	30	2	-	1
Viet Nam	17	-	17	-	-	-	-
Bangladesh	6	-	6	-	-	-	-
Sri Lanka	6	-	5	-	1	-	-
Serbia	5	5	-	-	-	-	-
Afghanistan	4	-	-	-	2	-	2
Iran	4	4	-	-	-	-	-
Hungary	4	-	4	-	-	-	-
China (PRC)	2	-	-	2	-	-	-
Turkey	2	-	-	1	1	-	-
Belarus	1	-	1	-	-	-	-
Etiopia	1	-	-	-	1	-	-
Canada	1	-	-	1	-	-	-
Morocco	1	-	-	1	-	-	-
Mongolia	1	-	-	1	-	-	-
Germany	1	-	1	-	-	-	-
Pakistan	1	-	1	-	-	-	-
United Arab Emirates	1	1	-	-	-	-	-
United States, USA	1	1	-	-	-	-	-
<b>TOTAL</b>	<b>167</b>	<b>22</b>	<b>99</b>	<b>36</b>	<b>7</b>	<b>0</b>	<b>3</b>

### IS by processing of cases by individual units of DBAP Sobrance in I. half of 2017

Nationality	Total	BCU PF:									
		Zboj	Topoľa	Ulič	Ubľa	Podhorod'	Petrovce	Vyšné Nemecké	Maťovské Vojkovce	Veľké Slemence	Čierna nad Tisou
Ukraine	361	-	-	-	39	-	-	313	-	1	8
Moldova	15	-	-	-	-	-	-	15	-	-	-
Hungary	1	-	-	-	-	-	-	1	-	-	-
Morocco	1	-	-	-	-	-	-	1	-	-	-
Mexico	1	-	-	-	-	-	-	1	-	-	-
<b>TOTAL</b>	<b>379</b>	<b>0</b>	<b>0</b>	<b>0</b>	<b>39</b>	<b>0</b>	<b>0</b>	<b>331</b>	<b>0</b>	<b>1</b>	<b>8</b>

## 2.3 Unaccompanied minors apprehended for IBC and IS

### Unaccompanied minors apprehended for IBC and IS in I. half of 2017

Nationality	Unaccompanied minors apprehended for:		
	Total	IBC	IS
Viet Nam	10	-	10
Bangladesh	4	-	4
Iraq	3	-	3
Afghanistan	1	-	1
Syria	1	-	1
<b>TOTAL</b>	<b>19</b>	<b>0</b>	<b>19</b>

### Unaccompanied minors apprehended for IBC and IS in I. half of 2016

Nationality	Unaccompanied minors apprehended for:		
	Total	IBC	IS
Afghanistan	12	-	12
Nepal	3	-	3
Syria	2	-	2
Ukraine	1	1	-
<b>TOTAL</b>	<b>18</b>	<b>1</b>	<b>17</b>

## 2.4 Asylum applications

### Overview of asylum applications submitted in I. half of 2017

Nationality	Number of submitted asylum applications
Afghanistan	13
Viet Nam	12
Iraq	10
Syria	8
Sri Lanka	6
Iran	5
Libya	5
Morocco	4
Poland	4
Ukraine	4
Pakistan	3
Algeria	2
Bangladesh	2
India	2
Cuba	2
Nigeria	2
Turkey	2
Egypt	1
Etiopia	1
Jordan	1
D. R. Congo	1
Mexico	1
Sierra Leone	1
<b>TOTAL</b>	<b>92</b>

### Overview of asylum applications submitted in I. half of 2016

Nationality	Number of submitted asylum applications
Ukraine	11
Algeria	6
Afghanistan	6
Syria	5
Iraq	3
Iran	3
D. R. Congo	3
Somalia	3
Bosnia and Herzegovina	2
India	2
Russia	2
Uganda	2
Viet Nam	2
Czech Republic	1
Ghana	1
Georgia	1
Macedonia (FYROM)	1
Morocco	1
Moldova	1
Serbia	1
<b>TOTAL</b>	<b>57</b>

**Note:**

This overview contains all applications for asylum submitted on the territory of Slovak republic during the reference periods. There is no relevance whether an applicant stayed on the territory of Slovak republic legally or illegally, including repeated asylum applications.

**Overview of asylum applications submitted by illegal migrants apprehended for IBC and IS in I. half of 2017**

		Number of apprehended illegal migrants	Number of asylum applications
IBC	External land border between BCPs	44	0
	External land border at BCPs	24	0
	External air border (at airports)	3	0
	<b>TOTAL</b>	<b>71</b>	<b>0</b>
IS	Inland	785	52
	At BCPs - departure from the SR	381	0
	Returned from other Member State	14	9
	<b>TOTAL</b>	<b>1 180</b>	<b>61</b>
<b>TOTAL</b>		<b>1 251</b>	<b>61</b>

**Overview of asylum applications submitted by illegal migrants apprehended for IBC and IS in I. half of 2016**

		Number of apprehended illegal migrants	Number of asylum applications
IBC	External land border between BCPs	38	0
	External land border at BCPs	34	1
	External air border (at airports)	8	0
	<b>TOTAL</b>	<b>80</b>	<b>1</b>
IS	Inland	579	20
	At BCPs - departure from the SR	312	0
	Returned from other Member State	6	4
	<b>TOTAL</b>	<b>897</b>	<b>24</b>
<b>TOTAL</b>		<b>977</b>	<b>25</b>

**Overview of asylum applications submitted by illegal migrants apprehended for IBC and IS in I. half of 2017 disaggregated by nationality of applicant**

Nationality	Total	Asylum applications by IBC			Asylum applications by IS		
		Land border:		Airports	Inland	at BCPs - departing from the SR	Returned from other MS
		between BCPs	at BCPs				
Afghanistan	13	-	-	-	11	-	2
Viet Nam	12	-	-	-	12	-	-
Iraq	6	-	-	-	6	-	-
Sri Lanka	6	-	-	-	5	-	1
Morocco	4	-	-	-	4	-	-
Pakistan	3	-	-	-	1	-	2
Ukraine	3	-	-	-	2	-	1
Algeria	2	-	-	-	2	-	-
Bangladesh	2	-	-	-	2	-	-
Nigeria	2	-	-	-	1	-	1
Turkey	2	-	-	-	1	-	1
Egypt	1	-	-	-	1	-	-
Etiopia	1	-	-	-	-	-	1
Iran	1	-	-	-	1	-	-
Mexico	1	-	-	-	1	-	-
Sierra Leone	1	-	-	-	1	-	-
Syria	1	-	-	-	1	-	-
<b>TOTAL</b>	<b>61</b>	<b>0</b>	<b>0</b>	<b>0</b>	<b>52</b>	<b>0</b>	<b>9</b>

**Overview of asylum applications submitted by illegal migrants apprehended for IBC and IS in I. half of 2016 disaggregated by nationality of applicant**

Nationality	Total	Asylum applications by IBC			Asylum applications by IS		
		Land border:		Airports	Inland	at BCPs - departing from the SR	Returned from other MS
		between BCPs	at BCPs				
Algeria	6	-	-	-	6	-	-
Ukraine	4	-	1	-	2	-	1
Iran	3	-	-	-	1	-	2
Somalia	3	-	-	-	3	-	-
Bosnia and Herzegovina	2	-	-	-	2	-	-
Russia	2	-	-	-	1	-	1
Ghana	1	-	-	-	1	-	-
Georgia	1	-	-	-	1	-	-
India	1	-	-	-	1	-	-
Iraq	1	-	-	-	1	-	-
D. R. Congo	1	-	-	-	1	-	-
<b>TOTAL</b>	<b>25</b>	<b>0</b>	<b>1</b>	<b>0</b>	<b>20</b>	<b>0</b>	<b>4</b>



## 2.5 False Travel, Residence and other documents

Number of persons, documents and BCSs by the place of detection in I. half of: 2016 and 2017

		I. half of 2016			I. half of 2017		
		persons	documents*	BCSs	persons	documents*	BCSs
Land border	At BCPs - entering the SR	32	21	33	18	29	65
	At BCPs - departing from the SR	24	15	47	12	7	15
	In the vicinity of land border (border surveillance)	1	2	-	-	-	-
	<b>Total</b>	<b>57</b>	<b>38</b>	<b>80</b>	<b>30</b>	<b>36</b>	<b>80</b>
Airports	Non-Schengen flights	8	13	-	5	5	-
	Intra-Schengen flights (random check)	-	-	-	-	-	-
	In airport area (or in its vicinity)	-	-	-	-	-	-
	<b>Total</b>	<b>8</b>	<b>13</b>	<b>0</b>	<b>5</b>	<b>5</b>	<b>0</b>
Inland	At APU PF	21	21	-	3	3	-
	At AU PF	-	-	-	-	-	-
	In PDCA	-	-	-	-	-	-
	Other	3	6	-	11	12	-
	<b>Total</b>	<b>24</b>	<b>27</b>	<b>0</b>	<b>14</b>	<b>15</b>	<b>0</b>
<b>TOTAL on the territory of SR</b>		<b>89</b>	<b>78</b>	<b>80</b>	<b>49</b>	<b>56</b>	<b>80</b>
GC SR in Uzhhorod (Detected by DAU DBAP Sobrance)		14	8	16	1	1	0

\* Except for those Passports in which no changes have been made and they contain counterfeit/forged/fraudulently obtained documents or BCSs

Number of persons, documents and BCSs by DBAPs and PDCAs in I. half of: 2016 and 2017

	I. half of 2016			I. half of 2017		
	persons	documents*	BCSs	persons	documents*	BCSs
DBAP Bratislava	7	9	-	5	5	-
DBAP Banská Bystrica	20	20	-	11	12	-
DBAP Prešov	5	11	-	3	3	-
DBAP Sobrance**	57	38	80	30	36	80
UPZC Medveďov	-	-	-	-	-	-
UPZC Sečovce	-	-	-	-	-	-
<b>TOTAL</b>	<b>89</b>	<b>78</b>	<b>80</b>	<b>49</b>	<b>56</b>	<b>80</b>

\* Except for those Passports in which no changes have been made and they contain counterfeit/forged/fraudulently obtained documents or BCSs

\*\* Except for cases at GC SR in Uzhhorod

## Number of documents and BCSs by the place of detection in I. half of : 2016 and 2017

		I. half of 2016					I. half of 2017				
		Total on the territory of SR	Land border	Airports	Inland	GC SR Užhorod	Total on the territory of SR	Land border	Airports	Inland	GC SR Užhorod
DOCUMENTS*	Passports*	32	28	4	-	6	15	11	2	2	1
	ID card	13	3	6	4	-	22	11	1	10	-
	Other TD	0	-	-	-	-	0	-	-	-	-
	Visa	6	6	-	-	2	12	10	2	-	-
	Residence permit	1	-	-	1	-	1	1	-	-	-
	Driving licence	3	1	-	2	-	4	3	-	1	-
	Civil status document	0	-	-	-	-	0	-	-	-	-
	Criminal records	19	-	-	19	-	0	-	-	-	-
	Evidence of education	0	-	-	-	-	0	-	-	-	-
	Other supportive document	4	-	3	1	-	2	-	-	2	-
	Other	0	-	-	-	-	0	-	-	-	-
	<b>TOTAL</b>	<b>78</b>	<b>38</b>	<b>13</b>	<b>27</b>	<b>8</b>	<b>56</b>	<b>36</b>	<b>5</b>	<b>15</b>	<b>1</b>
BCSs		80	80	-	-	16	80	80	-	-	0

\* Except for those Passports in which no changes have been made and they contain counterfeit/forged/fraudulently obtained documents or BCSs

## Travel documents (Passports, ID cards and other TDs) by type of fraud detected on the territory of the SR (GC SR Užhorod excluded) in I. half of: 2016 and 2017

		Total (a – l)	a	b	c	d	e	f	g	h	i	j	k	l	(x)
I. half of 2016	Passport	32	1	*	*	*	1	-	27	-	-	-	-	3	28
	IDC	13	-	-	-	-	-	-	-	-	8	-	4	1	-
	Other TD	0	-	-	-	-	-	-	-	-	-	-	-	-	-
	<b>TOTAL</b>	<b>45</b>	<b>1</b>	<b>0</b>	<b>0</b>	<b>0</b>	<b>1</b>	<b>0</b>	<b>27</b>	<b>0</b>	<b>8</b>	<b>0</b>	<b>4</b>	<b>4</b>	<b>28</b>
I. half of 2017	Passport	15	1	2	2	-	1	-	8	-	-	-	-	1	18
	IDC	22	-	-	-	-	-	-	-	1	21	-	-	-	-
	Other TD	0	-	-	-	-	-	-	-	-	-	-	-	-	-
	<b>TOTAL</b>	<b>37</b>	<b>1</b>	<b>2</b>	<b>2</b>	<b>0</b>	<b>1</b>	<b>0</b>	<b>8</b>	<b>1</b>	<b>21</b>	<b>0</b>	<b>0</b>	<b>1</b>	<b>18</b>

- a. Photo substitution
- b. Unauthorized data alteration/addition
- c. Data page substitution
- d. Inner pages(except for data page) substitution
- e. Data page overlapping (multiple changes – photo substitution incl. Unauthorized data alteration/addition)
- f. Electronic device (any changes, interventions or damages)
- g. Unauthorized interventions to document (damage, overlapping of parts of document, wet stamps removal)
- h. Stolen blank travel document (unauthorized personalization)
- i. counterfeit (made by counterfeiter)
- j. Fantasy/Camouflage document (without legal validity)
- k. Genuine travel document misused by other person (impersonation)
- l. Fraudulently obtained document (e.g. issuance based on false personal data or due to corruption)
- x. Genuine Passports in which no changes have been made and they contain counterfeit/forged/fraudulently obtained documents or BCSs

**Documents and BCs detected in I. half of 2017 by place of detection, nationality of person and country of origin of the document**

	Persons ( incl. cases without persons *)		Documents								BCS
	Nationality	number	Country of origin of the document **	Passport		IDC	visa	RP	other****		
				False	genuine (x)***				number	type	
Land border	Ukraine	1	Bulgaria	1	-	-	-	-	-	-	-
	Ukraine	1	Greece	-	-	-	-	1	-	-	-
	Ukraine	1	Lithuania	1	-	1	-	-	1	DL	-
	Ukraine	1	Romania	-	-	1	-	-	-	-	-
	Ukraine	8	Ukraine	8	-	-	-	-	-	-	-
	Turkey	1	Cyprus	-	-	1	-	-	-	-	-
	---	-	Romania	-	-	8	-	-	-	-	-
	Ukraine	1	Ukraine	-	1	-	-	-	-	-	-
			Lithuania	-	-	-	-	-	-	-	-
	Ukraine	1	Ukraine	-	1	-	-	-	-	-	-
			Latvia	-	-	-	-	-	-	-	-
	Ukraine	4	Ukraine	-	4	-	-	-	-	-	-
			Poland	-	-	-	1	-	-	-	-
	Ukraine	1	Ukraine	-	1	-	-	-	-	-	-
			Austria	-	-	-	-	-	-	-	-
	Ukraine	4	Ukraine	-	4	-	-	-	-	-	-
			Slovakia	-	-	-	-	-	-	-	-
	Cuba	2	Cuba	-	2	-	-	-	-	-	-
			France	-	-	-	2	-	-	-	-
	Ukraine	1	Ukraine	-	1	-	-	-	-	-	-
			Lithuania	-	-	-	-	-	-	-	-
			Slovakia	-	-	-	-	-	-	-	-
	Ukraine	1	Ukraine	-	1	-	-	-	-	-	-
			Hungary	-	-	-	1	-	-	-	-
			Slovakia	-	-	-	-	-	-	-	-
	Ukraine	1	Ukraine	-	1	-	-	-	-	-	-
			Austria	-	-	-	-	-	-	-	-
			Italy	-	-	-	-	-	-	-	-
	Ukraine	1	Russia	1	-	-	-	-	1	DL	-
			Poland	-	-	-	1	-	-	-	-
			Slovakia	-	-	-	-	-	-	-	-
			Hungary	-	-	-	-	-	-	-	-
			Ukraine	-	-	-	-	-	1	DL	-
			India	-	-	-	1	-	-	-	-
			China (PRC)	-	-	-	1	-	-	-	-
			Turkey	-	-	-	3	-	-	-	-
	Total	30	---	11	16	11	10	1	3	---	80
Airports	Macedonia (FYROM)	1	Bulgaria	-	-	1	-	-	-	-	-
	Unknown	1	Hungary	1	-	-	-	-	-	-	-
	Russia	1	Hungary	1	-	-	-	-	-	-	-
	Slovakia	2	Slovakia	-	2	-	-	-	-	-	-
			Pakistan	-	-	-	2	-	-	-	-
	Total	5	---	2	2	1	2	0	0	---	0

	Persons ( incl. cases without persons *)		Documents								BCS
			Country of origin of the document **	Passport		IDC	visa	RP	other****		
	Nationality	number		False	genuine (x)***				number	type	
Inland	Brazil	2	Slovakia	-	-	-	-	-	2	OSD	-
	Iraq	1	Iraq	1	-	-	-	-	-	-	-
	Slovakia	1	Lithuania	1	-	-	-	-	1	DL	-
	Ukraine	1	Slovakia	-	-	1	-	-	-	-	-
	Ukraine	8	Romania	-	-	8	-	-	-	-	-
	Ukraine	1	Bulgaria	-	-	1	-	-	-	-	-
	Total	14	---	2	0	10	0	0	3	---	0
TOTAL on the territory of SR		49	---	15	18	22	12	1	6	---	80
GC SR Uzhhorod (detected by DAU DBAP so)	Ukraine	1	Ukraine	1	-	-	-	-	-	-	-
	Total	1	---	1	0	0	0	0	0	---	0

\* e. g. documents found in airport premises, Police units premises, in forger's workshop etc.

\*\* The state whose document (travel document, visa, residents permit, border crossing stamp) was falsified (for example in the case of forged visa, the state which issued the visa is reported)

\*\*\* Type of fraud „x“- genuine passport in which no changes have been made and they contain counterfeit/forged/fraudulently obtained documents or BCSs

\*\*\*\* Column „type“-contains abbreviations as follows:

DL – driving license

CSD – civil status document

CR – criminal records

EoE – evidence of education

OSD – other supportive document

OTD – other travel document

### Counterfeit, forged and fraudulently obtained BCSs detected in I. half of: 2016 and 2017

	I. half of 2016			I. half of 2017		
	Persons	BCSs		Persons	BCSs	
		False	Fraudulently obtained		False	Fraudulently obtained
Land border at BCP - entry to the SR	15	25	8	8	65	-
Land border at BCP – departure from SR	15	45	2	6	11	4
Non-Schengen flight	-	-	-	-	-	-
Intra-Schengen flight*	-	-	-	-	-	-
Inland	-	-	-	-	-	-
<b>TOTAL on the territory of SR</b>	<b>30</b>	<b>70</b>	<b>10</b>	<b>14</b>	<b>76</b>	<b>4</b>
GC SR Uzhhorod (detected by DAU DBAP Sobrance)	7	15	1	0	0	0

\* during spot-checks

## 2.6 Refusal of entry

### Refusal of entry at the external border in I. half of 2016 and 2017 by reason for refusal

Reason for refusal	I. half of 2016			I. half of 2017		
	Total	Thereof:		Total	Thereof:	
		Land border	Airports		Land border	Airports
<b>A</b>	<b>10</b>	10	-	<b>0</b>	-	-
<b>B</b>	<b>32</b>	31	1	<b>16</b>	14	2
<b>C</b>	<b>140</b>	139	1	<b>232</b>	222	10
<b>D</b>	<b>1</b>	1	-	<b>3</b>	3	-
<b>E</b>	<b>70</b>	70	-	<b>66</b>	66	-
<b>F</b>	<b>62</b>	62	-	<b>91</b>	83	8
<b>G</b>	<b>13</b>	13	-	<b>16</b>	16	-
<b>H1</b>	<b>17</b>	14	3	<b>39</b>	32	7
<b>H2</b>	<b>0</b>	-	-	<b>5</b>	5	-
<b>I</b>	<b>0</b>	-	-	<b>0</b>	-	-
<b>Refusal of entry to EU national</b>	<b>0</b>	-	-	<b>1</b>	1	-
<b>TOTAL</b>	<b>345</b>	<b>340</b>	<b>5</b>	<b>469</b>	<b>442</b>	<b>27</b>

Note:

**Refusal of entry to EU national** - this category includes EU nationals who were refused to enter the SR according Art. 11 of the Act on stay of aliens.

### Reasons for refusal of entry as listed in Article 14 Regulation (EU) 2016/399 of the European Parliament and of the Council of 9 March 2016 on a Union Code on the rules governing the movement of persons across borders (Schengen Borders Code):

- A - Has no valid travel document(s)
- B - Has a false/counterfeit/forged travel document
- C - Has no valid visa or residence permit
- D - Has a false/counterfeit/forged visa or residence permit
- E - Has no appropriate documentation justifying the purpose and conditions of stay
- F - Has already stayed for 90 days in the preceding 180-day period on the territory of the Member States of the EU
- G - Does not have sufficient means of subsistence in relation to the period and form of stay, or the means to return to the country of origin or transit
- H1 - Person for whom an alert has been issued in the SIS for the purposes of refusing entry
- H2 - Person for whom an alert has been issued in national register for the purposes of refusing entry
- I - Is considered to be a threat to public policy, internal security, public health or the international relations of one or more of the Member States of the EU

# Refusals of entry in I. half of 2017

		Reasons											
		Total	Refusal of entry										Refusal of entry to EU national
			A	B	C	D	E	F	G	H1	H2	I	
LAND BORDER	Ukraine	407	-	13	207	1	66	78	14	23	5	-	-
	Moldova	11	-	-	3	-	-	2	2	4	-	-	-
	Georgia	5	-	-	1	-	-	-	-	4	-	-	-
	Armenia	3	-	-	3	-	-	-	-	-	-	-	-
	Azerbaijan	3	-	-	3	-	-	-	-	-	-	-	-
	Russia	3	-	-	3	-	-	-	-	-	-	-	-
	Turkey	3	-	1	1	-	-	1	-	-	-	-	-
	Cuba	2	-	-	-	2	-	-	-	-	-	-	-
	Serbia	2	-	-	-	-	-	1	-	1	-	-	-
	Hungary	1	-	-	-	-	-	-	-	-	-	-	1
	Nigeria	1	-	-	1	-	-	-	-	-	-	-	-
	United States, USA	1	-	-	-	-	-	1	-	-	-	-	-
	<b>TOTAL</b>	<b>442</b>	<b>0</b>	<b>14</b>	<b>222</b>	<b>3</b>	<b>66</b>	<b>83</b>	<b>16</b>	<b>32</b>	<b>5</b>	<b>0</b>	<b>1</b>
AIRPORTS	Serbia	7	-	-	-	-	-	5	-	2	-	-	-
	Albania	3	-	-	-	-	-	-	-	3	-	-	-
	Macedonia (FYROM)	3	-	1	-	-	-	-	-	2	-	-	-
	Bosnia and Herzegovina	2	-	-	-	-	-	2	-	-	-	-	-
	Russia	2	-	-	2	-	-	-	-	-	-	-	-
	Ukraine	2	-	-	2	-	-	-	-	-	-	-	-
	Fiji	1	-	-	1	-	-	-	-	-	-	-	-
	South Africa	1	-	-	1	-	-	-	-	-	-	-	-
	Kuwait	1	-	-	1	-	-	-	-	-	-	-	-
	Lebanon	1	-	-	1	-	-	-	-	-	-	-	-
	Mauritius	1	-	-	-	-	-	1	-	-	-	-	-
	Unknown nationality	1	-	1	-	-	-	-	-	-	-	-	-
	Kosovo	1	-	-	1	-	-	-	-	-	-	-	-
	Sudan	1	-	-	1	-	-	-	-	-	-	-	-
	<b>TOTAL</b>	<b>27</b>	<b>0</b>	<b>2</b>	<b>10</b>	<b>0</b>	<b>0</b>	<b>8</b>	<b>0</b>	<b>7</b>	<b>0</b>	<b>0</b>	<b>0</b>
<b>TOTAL</b>		<b>469</b>	<b>0</b>	<b>16</b>	<b>232</b>	<b>3</b>	<b>66</b>	<b>91</b>	<b>16</b>	<b>39</b>	<b>5</b>	<b>0</b>	<b>1</b>

# Refusals of entry in I. half of 2016

		Reasons											
		Total	Refusal of entry										Refusal of entry to EU national
			A	B	C	D	E	F	G	H1	H2	I	
LAND BORDER	Ukraine	316	10	30	136	-	65	57	8	10	-	-	-
	Moldova	9	-	1	-	-	-	1	5	2	-	-	-
	Azerbaijan	5	-	-	-	-	5	-	-	-	-	-	-
	Russia	5	-	-	3	-	-	2	-	-	-	-	-
	Turkey	2	-	-	-	1	-	-	-	1	-	-	-
	Belarus	1	-	-	-	-	-	1	-	-	-	-	-
	Bosnia and Herzegovina	1	-	-	-	-	-	1	-	-	-	-	-
	United States, USA	1	-	-	-	-	-	-	-	1	-	-	-
	<b>TOTAL</b>	<b>340</b>	<b>10</b>	<b>31</b>	<b>139</b>	<b>1</b>	<b>70</b>	<b>62</b>	<b>13</b>	<b>14</b>	<b>0</b>	<b>0</b>	<b>0</b>
AIRPORTS	Albania	1	-	-	-	-	-	-	-	1	-	-	-
	China (PRC)	1	-	-	1	-	-	-	-	-	-	-	-
	Canada	1	-	-	-	-	-	-	-	1	-	-	-
	Macedonia (FYROM)	1	-	-	-	-	-	-	-	1	-	-	-
	Ukraine	1	-	1	-	-	-	-	-	-	-	-	-
	<b>TOTAL</b>	<b>5</b>	<b>0</b>	<b>1</b>	<b>1</b>	<b>0</b>	<b>0</b>	<b>0</b>	<b>0</b>	<b>3</b>	<b>0</b>	<b>0</b>	<b>0</b>
<b>TOTAL</b>		<b>345</b>	<b>10</b>	<b>32</b>	<b>140</b>	<b>1</b>	<b>70</b>	<b>62</b>	<b>13</b>	<b>17</b>	<b>0</b>	<b>0</b>	<b>0</b>

**Refusal of entry of third country nationals in I. half of 2017 at the external land border by individual BCPs and reasons for refusal**

		Reasons for refusal										
		Total	Thereof:									
			A	B	C	D	E	F	G	H1	H2	I
<b>Úbľa</b>		<b>162</b>	-	-	<b>80</b>	-	<b>42</b>	<b>22</b>	<b>7</b>	<b>8</b>	<b>3</b>	-
Thereof:	Ukraine	153	-	-	74	-	42	22	5	7	3	-
	Armenia	3	-	-	3	-	-	-	-	-	-	-
	Russia	3	-	-	3	-	-	-	-	-	-	-
	Moldova	2	-	-	-	-	-	-	2	-	-	-
	Georgia	1	-	-	-	-	-	-	-	1	-	-
<b>Vyšné Nemecké</b>		<b>250</b>	-	<b>14</b>	<b>135</b>	<b>1</b>	<b>10</b>	<b>61</b>	<b>4</b>	<b>23</b>	<b>2</b>	-
Thereof:	Ukraine	229	-	13	128	1	10	56	4	15	2	-
	Moldova	7	-	-	1	-	-	2	-	4	-	-
	Georgia	4	-	-	1	-	-	-	-	3	-	-
	Azerbaijan	3	-	-	3	-	-	-	-	-	-	-
	Turkey	3	-	1	1	-	-	1	-	-	-	-
	Serbia	2	-	-	-	-	-	1	-	1	-	-
	Nigeria	1	-	-	1	-	-	-	-	-	-	-
	United States, USA	1	-	-	-	-	-	1	-	-	-	-
<b>Veľké Slemence</b>		<b>23</b>	-	-	<b>3</b>	-	<b>14</b>	-	<b>5</b>	<b>1</b>	-	-
Thereof:	Ukraine	23	-	-	3	-	14	-	5	1	-	-
<b>Čierna nad Tisou</b>		<b>6</b>	-	-	<b>4</b>	<b>2</b>	-	-	-	-	-	-
Thereof:	Cuba	2	-	-	-	2	-	-	-	-	-	-
	Moldova	2	-	-	2	-	-	-	-	-	-	-
	Ukraine	2	-	-	2	-	-	-	-	-	-	-
<b>Maťovské Vojkovce</b>		<b>0</b>	-	-	-	-	-	-	-	-	-	-
<b>TOTAL</b>		<b>441</b>	<b>0</b>	<b>14</b>	<b>222</b>	<b>3</b>	<b>66</b>	<b>83</b>	<b>16</b>	<b>32</b>	<b>5</b>	<b>0</b>



**Refusal of entry of third country nationals in I. half of 2016 at the external land border by individual BCPs and reasons for refusal**

		Reasons for refusal										
		Total	Thereof:									
			A	B	C	D	E	F	G	H1	H2	I
<b>Ubl'a</b>		<b>69</b>	-	-	<b>46</b>	-	<b>8</b>	<b>7</b>	<b>5</b>	<b>3</b>	-	-
Thereof:	Ukraine	61	-	-	46	-	6	7	-	2	-	-
	Moldova	5	-	-	-	-	-	-	5	-	-	-
	Azerbaijan	2	-	-	-	-	2	-	-	-	-	-
	United States, USA	1	-	-	-	-	-	-	-	1	-	-
<b>Vyšné Nemecké</b>		<b>243</b>	<b>8</b>	<b>31</b>	<b>84</b>	-	<b>56</b>	<b>53</b>	<b>3</b>	<b>8</b>	-	-
Thereof:	Ukraine	229	8	30	81	-	53	48	3	6	-	-
	Russia	5	-	-	3	-	-	2	-	-	-	-
	Moldova	4	-	1	-	-	-	1	-	2	-	-
	Azerbaijan	3	-	-	-	-	3	-	-	-	-	-
	Belarus	1	-	-	-	-	-	1	-	-	-	-
	Bosnia and Herzegovina	1	-	-	-	-	-	1	-	-	-	-
<b>Veľké Slemence</b>		<b>18</b>	<b>2</b>	-	<b>2</b>	-	<b>5</b>	<b>2</b>	<b>5</b>	<b>2</b>	-	-
Thereof:	Ukraine	18	2	-	2	-	5	2	5	2	-	-
<b>Čierna nad Tisou</b>		<b>10</b>	-	-	<b>7</b>	<b>1</b>	<b>1</b>	-	-	<b>1</b>	-	-
Thereof:	Ukraine	8	-	-	7	-	1	-	-	-	-	-
	Turkey	2	-	-	-	1	-	-	-	1	-	-
<b>Maťovské Vojkovce</b>		<b>0</b>	-	-	-	-	-	-	-	-	-	-
<b>TOTAL</b>		<b>340</b>	<b>10</b>	<b>31</b>	<b>139</b>	<b>1</b>	<b>70</b>	<b>62</b>	<b>13</b>	<b>14</b>	<b>0</b>	<b>0</b>

**Refusal of entry of third country nationals in I. half of 2017 at the external air border by individual BCPs and reasons for refusal**

		Reasons for refusal										
		Total	Thereof:									
			A	B	C	D	E	F	G	H1	H2	I
<b>Bratislava Airport</b>		<b>24</b>	-	1	8	-	8	-	-	7	-	-
Thereof:	Serbia	7	-	-	-	-	5	-	-	2	-	-
	Albania	3	-	-	-	-	-	-	-	3	-	-
	Macedonia (FYROM)	3	-	1	-	-	-	-	-	2	-	-
	Bosnia and Herzegovina	2	-	-	-	-	2	-	-	-	-	-
	Ukraine	2	-	-	2	-	-	-	-	-	-	-
	Fiji	1	-	-	1	-	-	-	-	-	-	-
	South Africa	1	-	-	1	-	-	-	-	-	-	-
	Kuwait	1	-	-	1	-	-	-	-	-	-	-
	Mauritius	1	-	-	-	-	1	-	-	-	-	-
	Kosovo	1	-	-	1	-	-	-	-	-	-	-
	Russia	1	-	-	1	-	-	-	-	-	-	-
	Sudan	1	-	-	1	-	-	-	-	-	-	-
<b>Poprad Airport</b>		<b>0</b>	-	-	-	-	-	-	-	-	-	-
<b>Košice Airport</b>		<b>3</b>	-	1	2	-	-	-	-	-	-	-
Thereof:	Lebanon	1	-	-	1	-	-	-	-	-	-	-
	Unknown nationality	1	-	1	-	-	-	-	-	-	-	-
	Russia	1	-	-	1	-	-	-	-	-	-	-
<b>small airports</b>		<b>0</b>	-	-	-	-	-	-	-	-	-	-
<b>TOTAL</b>		<b>27</b>	<b>0</b>	<b>2</b>	<b>10</b>	<b>0</b>	<b>8</b>	<b>0</b>	<b>0</b>	<b>7</b>	<b>0</b>	<b>0</b>

**Refusal of entry of third country nationals in I. half of 2016 at the external air border by individual BCPs and reasons for refusal**

		Reasons for refusal										
		Total	Thereof:									
			A	B	C	D	E	F	G	H1	H2	I
<b>Bratislava Airport</b>		<b>4</b>	-	-	1	-	-	-	-	3	-	-
Thereof:	Albania	1	-	-	-	-	-	-	-	1	-	-
	China (PRC)	1	-	-	1	-	-	-	-	-	-	-
	Canada	1	-	-	-	-	-	-	-	1	-	-
	Macedonia (FYROM)	1	-	-	-	-	-	-	-	1	-	-
<b>Poprad Airport</b>		<b>0</b>	-	-	-	-	-	-	-	-	-	-
<b>Košice Airport</b>		<b>1</b>	-	1	-	-	-	-	-	-	-	-
Thereof:	Ukraine	1	-	1	-	-	-	-	-	-	-	-
<b>small airports</b>		<b>0</b>	-	-	-	-	-	-	-	-	-	-
<b>TOTAL</b>		<b>5</b>	<b>0</b>	<b>1</b>	<b>1</b>	<b>0</b>	<b>0</b>	<b>0</b>	<b>0</b>	<b>3</b>	<b>0</b>	<b>0</b>

## 2.7 Facilitation of illegal immigration and trafficking in human beings

Documented cases of facilitation of illegal immigration and trafficking in human beings in I. half: 2016 and 2017

NUCIM BBAP		I. half of 2016	I. half of 2017
TOTAL	Complaints: Commenced criminal prosecutions/Charges filed	64/46	65/58
	Persons: Suspects/ Accused	118/91	147/110
	Illegal migrants/ Victims	724/47	348/55
	Offences	89	139
Facilitation of illegal immigration (Art. 355, Art. 356 CC)	Complaints: Commenced criminal prosecutions/Charges filed	44/34	49/42
	Facilitators: Suspects/ Accused	80/62	80/65
	Illegal Migrants total/ Apprehended illegal migrants	724/204	348/86
	Thereof illegal migrants:	IBC and transit (Art. 355 CC)	287/74
		Illegal work (Art. 356 CC)	32/12
		Marriage of convenience (Art. 356 CC)	28/0
		For IS on the territory of SR, EU (Art. 356 CC)	1/0
	Offences	49	97
Trafficking in human beings (Art. 179 CC)	Complaints: Commenced criminal prosecutions/Charges filed	20/12	16/16
	Persons: Suspects/ Accused	38/29	67/45
	Victims	47	55
	Offences	40	42

## Illegal migration through facilitation and trafficking in human beings in I. half of 2017

	Complaints		Persons		Illegal migrants/ victims	Illegal migrants (apprehended)	Offences	Value in €
	Commenced criminal prosecutions	Charges filed	Suspects	Accused				
Facilitation Art. 355 CC organized group	1	3	12	12	209	4	39	19 200,00
Facilitation Art. 355 CC criminal group	-	-	-	-	-	-	-	-
Facilitation Art. 356 CC marriage of convenience organized group	-	-	-	-	-	-	-	-
Facilitation Art. 355 CC	16	14	27	21	78	70	14	11 040,00
Facilitation Art. 356 CC Marriage of convenience	25	25	33	32	28	-	37	37 305,00
Facilitation Art. 356 CC Illegal work	6	-	7	-	32	12	6	-
Facilitation Art. 356 CC IS on the territory of the SR, EU	1	-	1	-	1	-	1	21 200,00
<b>Facilitation TOTAL</b>	<b>49</b>	<b>42</b>	<b>80</b>	<b>65</b>	<b>348</b>	<b>86</b>	<b>97</b>	<b>88 745,00</b>
Trafficking in human beings Art. 179 CC organized gr.	1	6	28	22	22	-	20	5 000,00
Trafficking in human beings Art. 179 CC	15	10	39	23	33	-	22	4 494,00
<b>Trafficking in human beings TOTAL</b>	<b>16</b>	<b>16</b>	<b>67</b>	<b>45</b>	<b>55</b>	<b>0</b>	<b>42</b>	<b>9 494,00</b>
<b>TOTAL</b>	<b>65</b>	<b>58</b>	<b>147</b>	<b>110</b>	<b>348/55</b>	<b>86</b>	<b>139</b>	<b>98 239,00</b>

### Organized and criminal groups in cases recorded by NUCIM in I. half of 2017

	Complaints		Persons	
	Commenced criminal prosecutions	Charges filed	Suspects	Accused
<b>Facilitation Art. 355 CC - organized group</b>	1	3	12	12
<b>Facilitation Art. 355 CC - criminal group</b>	-	-	-	-
<b>Facilitation – marriage of convenience Art. 356 CC - organized group</b>	-	-	-	-
<b>Trafficking in human beings Art. 179 CC - organized group</b>	1	6	28	22
<b>TOTAL</b>	<b>2</b>	<b>9</b>	<b>40</b>	<b>34</b>

### Cases of facilitation processed by NUCIM in I. half of 2017 (Art. 355, 356 CC) by place of detection

			Complaints		Persons		Illegal migrants	
			Commenced criminal prosecutions	Charges filed	Suspects	Accused	Total	Apprehended
External border	Land border	Art. 355 CC	4	6	10	10	168	39
		Art. 356 CC	-	-	-	-	-	-
	Airports			-	-	-	-	-
External border in total			4	6	10	10	168	39
Internal border Art. 355	Austria		-	-	-	-	-	-
	Hungary		12	10	28	22	115	31
	Czech Republic		-	-	-	-	-	-
	Poland		1	1	1	1	4	4
Internal border Art. 355 in total			13	11	29	23	119	35
Inland Art. 356	Marriage of convenience		1	1	1	1	1	-
	Illegal work		6	-	7	-	32	12
	other type of IS on the territory of SR		1	-	1	-	1	-
Inland Art. 356 in total			8	1	9	1	34	12
EU countries Art. 356 CC (marriage of convenience, IS on the territory of the EU) in total			8	7	11	10	9	0
non-EU countries Art. 356 CC (marriage of convenience) in total			16	17	21	21	18	0
TOTAL			49	42	80	65	348	86

## Nationality of facilitators and migrants in I. half of 2017 – facilitation of illegal immigration

Facilitators			Illegal migrants		
Nationality	Suspects	Accused persons	Nationality	Facilitated	Thereof apprehended
Afghanistan	3	3	Afghanistan	40	7
Iraq	3	3	Bangladesh	5	5
Iran	3	3	Montenegro	5	-
Hungary	1	1	Georgia	1	-
Mali	1	1	India	4	1
Unknown (presently under investigation)	14	-	Iraq	6	5
Pakistan	1	1	Unknown (presently under investigation)	58	4
Senegal	1	1	Nigeria	1	-
Slovakia	42	41	Pakistan	4	1
Syria	5	5	Russia	93	-
Ukraine	5	5	Serbia	23	-
Viet Nam	1	1	Sri Lanka	5	5
- - -	-	-	Syria	44	13
- - -	-	-	Turkey	1	1
- - -	-	-	Ukraine	24	12
- - -	-	-	Uzbekistan	2	-
- - -	-	-	Viet Nam	32	32
<b>TOTAL</b>	<b>80</b>	<b>65</b>	<b>TOTAL</b>	<b>348</b>	<b>86</b>

## Nationality of offenders and victims in I. half of 2017 – trafficking in human beings

Offenders			Victims	
Nationality	Suspects	Accused persons	Nationality	Number
Czech Republic	1	1	Hungary	1
Unknown (presently under investigation)	21	-	Unknown (presently under investigation)	10
Pakistan	1	1	Slovakia	44
Slovakia	44	43	- - -	-
<b>TOTAL</b>	<b>67</b>	<b>45</b>	<b>TOTAL</b>	<b>55</b>

### Note:

**Facilitation** - according Art. 355, Art. 356 CC,

**Complaints** – all complaints leading to commencement of criminal prosecution according to Regulation of Ministry of Interior no. 53/2009 made by NUCIM,

**Charges filed** – the resolutions to file charges according to Art. 206/1 of the Criminal procedure code,

**Suspects** – persons mentioned in the order to prosecute according Art. 199/1 of the Criminal procedure code,

**Accused persons** - all persons, who were accused of offence of facilitation according to § 206/1 of the Criminal procedure code,

**Illegal migrants (in total)** - persons, who are not citizens of the SR or who are not SR permanent residents and who have used services of facilitators according Art. 355 CC and persons, who are not citizens of the SR or other MS or citizens of the European Economic Area member state and who have used services of facilitators according Art. 356 CC and are mentioned in resolution on the commencement of criminal prosecution according Art. 199/1 or in the resolution to file charges according to Art. 206/1 of the Criminal procedure code,

**Illegal migrants (apprehended)** – persons mentioned above, who have used services of facilitators and who were physically apprehended by Police Force unit,

**Offence** – according to the Criminal code, the offence is also the partial attack of a continuing offense, unless expressly provided otherwise.

**Trafficking in human beings** - according to § 179 of the Criminal code,

**Victims of Trafficking in human beings** – persons whose instigators incite well-paid job abroad and upon arrival abuse them to another job (begging, selling toys, to marry a foreign national, possibly prostitution)

## 2.8 Return Policy and Persons Taken over to the SR

### 2.8.1 Readmission

Overview of persons handed and taken over according to Readmission Agreements in I. half of: 2016 and 2017

Country of readmission	I. half of 2016				I. half of 2017			
	Illegal migration		Other		Illegal migration		Other	
	Persons handed over (from SR)	Persons taken over (to SR)	Persons handed over (from SR)	Persons taken over (to SR)	Persons handed over (from SR)	Persons taken over (to SR)	Persons handed over (from SR)	Persons taken over (to SR)
Ukraine	36	2	-	-	40	1	-	-
Austria	-	1	-	-	1	5	-	2
Hungary	2	1	-	-	-	-	-	-
Czech Republic	-	-	-	-	-	4	-	-
Poland	-	-	-	-	-	3	-	-
Germany	-	-	-	-	-	2	-	-
Switzerland	-	-	-	-	-	1	-	-
<b>TOTAL</b>	<b>38</b>	<b>4</b>	<b>0</b>	<b>0</b>	<b>41</b>	<b>16</b>	<b>0</b>	<b>2</b>

Note:

**Illegal migration** – this category includes handed over and taken over persons within the reference period regardless the period in which they were apprehended for illegal migration by authority of the SR or other country.

**Other** – this category includes handed over and taken over persons according readmission agreements within the reference period who were not apprehended for illegal migration on the territory of the SR and at the time of readmission their stay in the SR or other member state of the EU was legal.

„Persons handed over (from SR)“ – this category includes persons, who were sentenced for a crime that is not regarded to illegal migration (i.e. theft) and who were sentenced to judicial expulsion and they were handed over to the territory of other EU member state, where they were permitted to stay.

„Persons taken over (to SR)“ – this category includes persons, who were returned from other EU member state and they are permitted to stay on the territory of the SR.

**Overview of persons handed over from the SR according to Readmission Agreements related illegal migration in I. half of 2017**

Nationality	Total	Thereof:				
		Ukraine	Austria	Hungary	Czech Republic	Poland
Viet Nam	12	12	-	-	-	-
Russia	5	5	-	-	-	-
Georgia	4	4	-	-	-	-
Syria	4	4	-	-	-	-
Ukraine	3	3	-	-	-	-
Guinea	2	2	-	-	-	-
Libya	2	2	-	-	-	-
Mongolia	2	2	-	-	-	-
Turkey	2	2	-	-	-	-
India	1	1	-	-	-	-
Morocco	1	1	-	-	-	-
Moldova	1	1	-	-	-	-
Unknown nationality	1	-	1	-	-	-
Palestine	1	1	-	-	-	-
<b>TOTAL</b>	<b>41</b>	<b>40</b>	<b>1</b>	<b>0</b>	<b>0</b>	<b>0</b>

**Overview of persons handed over from the SR according to Readmission Agreements related illegal migration in I. half of 2016**

Nationality	Total	Thereof:				
		Ukraine	Austria	Hungary	Czech Republic	Poland
Viet Nam	13	13	-	-	-	-
Georgia	6	6	-	-	-	-
Ukraine	7	7	-	-	-	-
Sri Lanka	3	3	-	-	-	-
Syria	3	1	-	2	-	-
Azerbaijan	2	2	-	-	-	-
Moldova	2	2	-	-	-	-
Kazakhstan	1	1	-	-	-	-
Russia	1	1	-	-	-	-
<b>TOTAL</b>	<b>38</b>	<b>36</b>	<b>0</b>	<b>2</b>	<b>0</b>	<b>0</b>



**Overview of persons taken over to the SR according to Readmission Agreements related illegal migration in I. half of 2017**

Nationality	Total	Thereof:						
		Ukraine	Austria	Hungary	Czech Republic	Poland	Germany	Switzerland
Afghanistan	8	-	5	-	-	3	-	-
Eritrea	2	-	-	-	-	-	2	-
Pakistan	2	-	-	-	2	-	-	-
Nigeria	1	-	-	-	-	-	-	1
Poland	1	1	-	-	-	-	-	-
Ukraine	1	-	-	-	1	-	-	-
Viet Nam	1	-	-	-	1	-	-	-
<b>TOTAL</b>	<b>16</b>	<b>1</b>	<b>5</b>	<b>0</b>	<b>4</b>	<b>3</b>	<b>2</b>	<b>1</b>

**Overview of persons taken over to the SR according to Readmission Agreements related illegal migration in I. half of 2016**

Nationality	Total	Thereof:				
		Ukraine	Austria	Hungary	Czech Republic	Poland
Russia	3	2	-	1	-	-
Georgia	1	-	1	-	-	-
<b>TOTAL</b>	<b>4</b>	<b>2</b>	<b>1</b>	<b>1</b>	<b>0</b>	<b>0</b>

## 2.8.2 Voluntary returns

### Overview of effective voluntary returns in I. half of 2017 by country of return and Project type

Country of return	Total	Thereof:	
		Project „C“	Project „I“
Iraq	8	-	8
Ukraine	6	-	6
Kosovo	2	-	2
Pakistan	2	-	2
Serbia	2	-	2
Afghanistan	1	-	1
Georgia	1	-	1
Morocco	1	-	1
Russia	1	-	1
Viet Nam	1	-	1
<b>TOTAL</b>	<b>25</b>	<b>0</b>	<b>25</b>

### Overview of effective voluntary returns in I. half of 2016 by country of return and Project type

Country of return	Total	Thereof:	
		Project „C“	Project „H“
Iraq	43	-	43
Algeria	7	-	7
Ukraine	6	-	6
India	2	-	2
Iran	2	-	2
Cuba	2	-	2
Turkey	2	-	2
Viet Nam	2	-	2
Albania	1	1	-
Brazil	1	-	1
Egypt	1	-	1
Philippines	1	-	1
Russia	1	-	1
United States, USA	1	-	1
Thailand	1	-	1
<b>TOTAL</b>	<b>73</b>	<b>1</b>	<b>72</b>

Data submitted by: IOM

Note:

**Voluntary returns** – this category includes returns of aliens from Police Detention Centers for Aliens, from asylum institutions of the Migration Office of MOI SR and aliens on the territory of the SR, who are not staying in facilities of MOI SR.

**Project „C“** - Cooperation Agreement between the International Organization for Migration and the Ministry of Interior of the Slovak Republic to assist the return of unsuccessful asylum seekers and illegal migrants to their country of origin..

**Project „G“**– Voluntary return and reintegration in country of origin (implementation 1.6.2014 – 31.5.2015)

**Project „H“**– Voluntary return and reintegration in country of origin (implementation 1.1.2016 – 31.12.2016)

## 2.8.3 Dublin transfers

### Effective Dublin transfers according to the Regulation (EU) No. 604/2013 in I. half of: 2016 and 2017

	I. half of 2016	I. half of 2017
Persons taken over to the SR	17	8
Persons handed over from the SR	56	16

**Note:**

This table regards persons handed over and taken over within the reference period regardless the period in which they were apprehended for illegal migration by authority of the SR or other country.

**Effective transfers according to the Dublin Regulation** – if the SR hands over (returns) the third country national to other member state, that is competent for decision in asylum procedure, or the SR takes over the third country national from other member state, as SR is competent for decision in asylum procedure.

### Persons taken over to the SR from individual countries according to the Dublin regulation in I. half of 2017 disaggregated by nationality

Nationality	Total	Taken over from:				
		NO	CH	BE	FI	AT
Afghanistan	2	2	-	-	-	-
Etiopia	1	-	1	-	-	-
India	1	-	-	-	-	1
Morocco	1	-	-	1	-	-
Sri Lanka	1	-	1	-	-	-
Turkey	1	-	-	-	1	-
Ukraine	1	1	-	-	-	-
<b>TOTAL</b>	<b>8</b>	<b>3</b>	<b>2</b>	<b>1</b>	<b>1</b>	<b>1</b>

### Persons taken over to the SR from individual countries according to the Dublin regulation in I. half of 2016 disaggregated by nationality

Nationality	Total	Taken over from:			
		AT	SE	NO	CH
Ukraine	6	5	-	-	1
Afghanistan	5	-	5	-	-
Iran	2	2	-	-	-
Bosnia and Herzegovina	1	1	-	-	-
Moldova	1	1	-	-	-
Russia	1	-	-	1	-
Viet Nam	1	-	-	1	-
<b>TOTAL</b>	<b>17</b>	<b>9</b>	<b>5</b>	<b>2</b>	<b>1</b>

**Persons handed over from the SR from individual countries according to the Dublin regulation in I. half of 2017 disaggregated by nationality**

Nationality	Total	Handed over to:							
		HU	BG	AT	RO	SE	DE	HR	IT
Iraq	3	-	2	-	-	1	-	-	-
Afghanistan	2	-	-	-	-	-	1	1	-
Algeria	1	-	1	-	-	-	-	-	-
Bangladesh	1	-	-	-	-	-	-	-	1
Guinea	1	-	-	1	-	-	-	-	-
Jemen	1	-	-	-	-	-	1	-	-
Morocco	1	-	-	-	-	-	1	-	-
Nigeria	1	-	-	1	-	-	-	-	-
Pakistan	1	-	-	1	-	-	-	-	-
Somalia	1	-	-	-	-	-	1	-	-
Syria	1	-	1	-	-	-	-	-	-
Turkey	1	-	-	-	1	-	-	-	-
Ukraine	1	1	-	-	-	-	-	-	-
<b>TOTAL</b>	<b>16</b>	<b>1</b>	<b>4</b>	<b>3</b>	<b>1</b>	<b>1</b>	<b>4</b>	<b>1</b>	<b>1</b>

**Persons handed over from the SR from individual countries according to the Dublin regulation in I. half of 2016 disaggregated by nationality**

Nationality	Total	Handed over to:						
		HU	BG	IT	DE	AT	GB	SE
Afghanistan	24	14	10	-	-	-	-	-
Iraq	9	6	2	1	-	-	-	-
Syria	8	7	-	1	-	-	-	-
India	3	-	3	-	-	-	-	-
Iran	3	-	-	2	1	-	-	-
Nigeria	3	2	-	-	-	1	-	-
Pakistan	3	1	1	-	-	-	1	-
Ghana	1	1	-	-	-	-	-	-
Mali	1	-	-	1	-	-	-	-
Somalia	1	-	-	-	-	-	-	1
<b>TOTAL</b>	<b>56</b>	<b>31</b>	<b>16</b>	<b>5</b>	<b>1</b>	<b>1</b>	<b>1</b>	<b>1</b>

AT- Austria  
 DE - Germany  
 CH – Switzerland  
 BE – Belgium  
 BG – Bulgaria  
 RO – Romania  
 FI – Finland  
 SE – Sweden  
 NO – Norway  
 GB – United Kingdom  
 HR - Croatia  
 HU – Hungary  
 IT – Italy

## 2.8.4 Police Detention Centers for Aliens

### Number of placed aliens (real number of persons) and outcomes of detention within the PDCA – return, release

		Total	PDCA Medved'ov	PDCA Sečovce
1	Number of placed persons from the previous period remaining detained on the 1.1.2017 (stock)	52	24	28
2	Number of persons placed during I. half of 2017*	84	61	23
3	Number of placed persons remaining detained on the 30.06.2017 (stock)	29	25	4
<b>Number of released/returned persons from PDCA during I. half of 2017 (1+2-3)</b>		<b>107</b>	<b>60</b>	<b>47</b>
Thereof**:	Readmission	0	0	0
	Dublin	13	11	2
	AVR	11	10	1
	Other way of return	35	34	1
	Released	48	5	43
Number of persons, who have applied for asylum during their detention in PDCA		18	6	12

\*one person is counted only once in respective PDCA, regardless number of their placement (release, new detention, repeated placement),

\*\*one person is counted only once in PDCA according the respective disaggregation, e. g. if the return was carried out according the readmission agreement, the person is counted only in the category "Readmission", not in the category "Other way of return"; or if the person was released and has been detained again, the repeated placement is not counted.

Note:

**Other way of return** – forced return (which is not a readmission, Dublin neither Assisted voluntary return) performed via External Air border BCP or External Land border BCP.

**Number of aliens released/removed from PDCA Medved'ov in I. half of 2017 by nationality**

Nationality	Number of released/returned aliens	Readmission	Dublin	AVR	Other way of return	Released
Serbia	11	-	-	-	11	-
Ukraine	10	-	1	1	8	-
Iraq	7	-	3	3	1	-
Pakistan	5	-	1	2	2	-
Russia	4	-	-	-	4	-
Syria	4	-	1	-	1	2
Kosovo	3	-	-	2	1	-
Turkey	2	-	1	-	1	-
Afghanistan	1	-	-	1	-	-
Algeria	1	-	1	-	-	-
Egypt	1	-	-	-	1	-
Guinea	1	-	1	-	-	-
India	1	-	-	-	1	-
Israel	1	-	-	-	1	-
Cameroon	1	-	-	-	1	-
Macedonia (FYROM)	1	-	-	-	-	1
Morocco	1	-	-	1	-	-
Nepal	1	-	-	-	1	-
Nigeria	1	-	1	-	-	-
Sierra Leone	1	-	-	-	-	1
Somalia	1	-	1	-	-	-
Viet Nam	1	-	-	-	-	1
<b>TOTAL</b>	<b>60</b>	<b>0</b>	<b>11</b>	<b>10</b>	<b>34</b>	<b>5</b>

**Number of aliens released/removed from PDCA Sečovce in I. half of 2017 by nationality**

Nationality	Number of released/returned aliens	Readmission	Dublin	AVR	Other way of return	Released
Iraq	29	-	-	-	-	29
Afghanistan	7	-	1	-	-	6
Iran	4	-	-	-	-	4
Syria	3	-	-	-	-	3
Macedonia (FYROM)	1	-	-	-	1	-
Morocco	1	-	1	-	-	-
Ukraine	1	-	-	1	-	-
Viet Nam	1	-	-	-	-	1
<b>TOTAL</b>	<b>47</b>	<b>0</b>	<b>2</b>	<b>1</b>	<b>1</b>	<b>43</b>

### Activities of PDCA Medved'ov/Sečovce in I. half of : 2016 and 2017

Activity of PDCA	PDCA Medved'ov		PDCA Sečovce	
	I. half of 2016	I. half of 2017	I. half of 2016	I. half of 2017
Number of placements	132	70	239	54
Number of releases	37	5	90	46
Applications for issue of ETD	23	17	-	-
Applications for issue of ETD for other units	14	8	-	-
Number of ETDs issued for PDCA	1	16	-	-
Number of ETDs issued for other units	18	1	-	-
Escorts related to conducted returns	36	36	15	9
Removal by air with escort	6	11	2	3
Escorts by air of UMs from CH Dlaň Medzilaborce for the purpose of the Dublin transfer	-	-	-	3
Other escorts	84	48	81	29
Transports (from CZE to UKR)	11	12	-	-
Assistance by transport from AUT to POL	3	8	-	-

Note:

**Number of placements:** number of all placements (one person may be listed more than once),

**Number of releases:** number of releases according Art. 90/2/b of Act on stay of aliens or due to reason of relocation to other PDCA (one person may be listed more than once).

## 2.8.5 Return decisions and effective returns

### Overview of return decisions issued in I. half of 2017

Nationality	Total	Illegal migration		Other	
		AR	JR	AR	JR
Ukraine	832	759	66	4	3
Serbia	129	118	4	5	2
Viet Nam	23	23	-	-	-
Moldova	16	16	-	-	-
Russia	16	12	2	-	2
Iraq	12	11	1	-	-
China (PRC)	8	8	-	-	-
Syria	8	8	-	-	-
Poland	7	-	-	4	3
Romania	7	-	-	5	2
Turkey	7	6	1	-	-
Belarus	5	4	1	-	-
Bosnia and Herzegovina	5	5	-	-	-
Georgia	5	5	-	-	-
Iran	5	4	-	1	-
Hungary	5	-	4	1	-
Czech Republic	4	-	-	2	2
Korean Republic	4	4	-	-	-
Libya	4	4	-	-	-
Macedonia (FYROM)	4	4	-	-	-
Unknown nationality	4	3	1	-	-
Brazil	3	3	-	-	-
Guinea	3	3	-	-	-
Canada	3	3	-	-	-
Mongolia	3	3	-	-	-
Nigeria	3	3	-	-	-
Afghanistan	2	2	-	-	-
India	2	2	-	-	-
Kosovo	2	2	-	-	-
Pakistan	2	2	-	-	-
Albania	1	1	-	-	-
Bangladesh	1	1	-	-	-
Bolivia	1	1	-	-	-
Montenegro	1	-	-	1	-
Croatia	1	-	-	1	-
Morocco	1	1	-	-	-
Mexico	1	1	-	-	-
Germany	1	-	1	-	-
Nepal	1	-	-	1	-
Palestine	1	1	-	-	-
Peru	1	1	-	-	-
Sierra Leone	1	1	-	-	-
United Arab Emirates	1	1	-	-	-
United States, USA	1	1	-	-	-
Tajikistan	1	1	-	-	-
Thailand	1	1	-	-	-
<b>TOTAL</b>	<b>1 149</b>	<b>1 029</b>	<b>81</b>	<b>25</b>	<b>14</b>



## Overview of return decisions issued in I. half of 2016

Nationality	Total	Illegal migration		Other	
		AR	JR	AR	JR
Ukraine	445	382	54	6	3
Iraq	44	44	-	-	-
Serbia	36	20	8	7	1
Viet Nam	18	18	-	-	-
Algeria	15	15	-	-	-
Moldova	11	10	1	-	-
Syria	9	9	-	-	-
Turkey	9	8	-	1	-
Georgia	8	8	-	-	-
Iran	6	5	-	1	-
Hungary	6	-	1	4	1
Russia	6	5	1	-	-
Afghanistan	5	4	1	-	-
China (PRC)	4	4	-	-	-
Korean Republic	4	3	-	1	-
Romania	4	-	1	2	1
United States, USA	4	4	-	-	-
Thailand	4	4	-	-	-
Bosnia and Herzegovina	3	3	-	-	-
Brazil	3	3	-	-	-
Montenegro	3	3	-	-	-
India	3	3	-	-	-
Israel	3	2	1	-	-
Canada	3	3	-	-	-
Kuwait	3	3	-	-	-
Macedonia (FYROM)	3	3	-	-	-
Nigeria	3	2	1	-	-
Sri Lanka	3	3	-	-	-
Albania	2	2	-	-	-
Azerbaijan	2	2	-	-	-
Kazakhstan	2	2	-	-	-
D. R. Congo	2	2	-	-	-
Cuba	2	2	-	-	-
Germany	2	-	-	2	-
Palestine	2	2	-	-	-
Poland	2	-	-	-	2
Senegal	2	2	-	-	-
St. Kitts and Nevis	2	2	-	-	-
Belarus	1	1	-	-	-
Bulgaria	1	-	-	1	-
Czech Republic	1	-	-	1	-
Egypt	1	1	-	-	-
Philippines	1	1	-	-	-
Guinea	1	1	-	-	-
Japan	1	1	-	-	-
Liberia	1	1	-	-	-
Libya	1	1	-	-	-
Morocco	1	-	1	-	-
Mexico	1	1	-	-	-
Pakistan	1	1	-	-	-
Tunisia	1	1	-	-	-
Uzbekistan	1	1	-	-	-
<b>TOTAL</b>	<b>702</b>	<b>598</b>	<b>70</b>	<b>26</b>	<b>8</b>

**Note:**

Overview contains information on to how many aliens a decision on removal (AR or JR) was issued during the reference period (more than 1 decision might be issued to one person), regardless of when they have been detained.

- **Illegal migration AR/JR** – aliens to whom the decision on administrative or judicial removal (AR, JR) was issued for the reasons related to illegal migration (IBC and IS)
- **Other** – aliens to whom a decision on administrative or judicial removal (AR, JR) has been issued for the reasons, which do not relate to illegal migration (breach or not fulfilling general legal conditions with no connections to illegal migration).

Nationality of each alien in the overview is that one, he/she reported during removal procedure in the SR.

**Overview of effective returns from the SR in I. half of 2017**

Nationality	Total	AR		JR	
		of illegal migration	Other	of illegal migration	Other
Ukraine	576	515	1	57	3
Moldova	16	16	-	-	-
Viet Nam	14	14	-	-	-
Serbia	15	6	-	7	2
Russia	13	9	-	2	2
Iraq	8	8	-	-	-
Syria	6	6	-	-	-
Georgia	5	5	-	-	-
Hungary	4	-	-	4	-
Turkey	4	3	-	1	-
Guinea	3	3	-	-	-
Kosovo	3	3	-	-	-
Czech Republic	2	-	-	-	2
India	2	2	-	-	-
Libya	2	2	-	-	-
Morocco	2	2	-	-	-
Mongolia	2	2	-	-	-
Pakistan	2	2	-	-	-
Poland	2	-	-	-	2
Afghanistan	1	1	-	-	-
Belarus	1	-	-	1	-
Bulgaria	1	-	-	1	-
China (PRC)	1	1	-	-	-
Egypt	1	-	-	1	-
Israel	1	-	-	1	-
Cameroon	1	-	-	1	-
Macedonia (FYROM)	1	1	-	-	-
Germany	1	-	-	1	-
Nepal	1	-	1	-	-
Unknown nationality	1	1	-	-	-
Nigeria	1	1	-	-	-
Palestine	1	1	-	-	-
Tajikistan	1	1	-	-	-
<b>TOTAL</b>	<b>695</b>	<b>605</b>	<b>2</b>	<b>77</b>	<b>11</b>

### Overview of effective returns from the SR in I. half of 2016

Nationality	Total	AR		JR	
		of illegal migration	Other	of illegal migration	Other
Ukraine	419	361	4	52	2
Iraq	43	43	-	-	-
Viet Nam	19	15	-	4	-
Moldova	11	10	-	1	-
Serbia	10	1	-	8	1
Algeria	9	8	-	1	-
Georgia	7	7	-	-	-
India	5	2	-	3	-
Russia	4	3	-	1	-
Syria	4	4	-	-	-
Iran	3	3	-	-	-
Pakistan	3	3	-	-	-
Sri Lanka	3	3	-	-	-
Albania	2	2	-	-	-
Azerbaijan	2	2	-	-	-
Philippines	2	2	-	-	-
Cuba	2	2	-	-	-
Macedonia (FYROM)	2	2	-	-	-
Hungary	2	-	-	1	1
Nigeria	2	1	-	1	-
Turkey	2	2	-	-	-
Belarus	1	1	-	-	-
Brazil	1	1	-	-	-
China (PRC)	1	1	-	-	-
Egypt	1	1	-	-	-
Guinea	1	1	-	-	-
Israel	1	-	-	1	-
Kazakhstan	1	1	-	-	-
Romania	1	-	-	1	-
United States, USA	1	1	-	-	-
Thailand	1	1	-	-	-
Uzbekistan	1	1	-	-	-
<b>TOTAL</b>	<b>567</b>	<b>485</b>	<b>4</b>	<b>74</b>	<b>4</b>

**Note:**

The overview contains number of all executions of decisions of administrative or judiciary removal from the SR (process of return of alien – regardless whether voluntary or forced), that took place within the reference period, regardless when the person has been apprehended and regardless, when the decision was issued. The overview also contains executions of removal decisions issued by other Member State. The nationality listed is that one valid by the time of execution of the decision.

**Effective returns from the territory of the SR disaggregated by country of return in I. half of: 2016 and 2017**

	Total	OF ILLEGAL MIGRATION		OTHER	
		to third country	to member state	to third country	to member state
I. half of 2016	567	551	8	7	1
I. half of 2017	695	671	11	9	4

**Effective returns of illegal migrants from the territory of the SR to third country in I. half of 2017 by the type of return**

Štátna príslušnosť	Total	FORCED RETURNS			VOLUNTARY RETURNS		
		Via external land border	Via internal land border	By air	Voluntary departure		AVR (IOM)
					After fulfilling obligation to leave the SR	At BCPs - departing from the SR	
Ukraine	572	66	-	-	158	342	6
Moldova	16	1	-	-	-	15	-
Viet Nam	14	12	-	-	1	-	1
Serbia	13	-	1	9	1	-	2
Russia	9	5	-	2	-	1	1
Iraq	8	-	-	-	-	-	8
Georgia	5	4	-	-	-	-	1
Syria	4	4	-	-	-	-	-
Turkey	4	2	-	1	1	-	-
Kosovo	3	-	-	1	-	-	2
Guinea	2	2	-	-	-	-	-
India	2	1	-	1	-	-	-
Libya	2	2	-	-	-	-	-
Morocco	2	1	-	-	-	-	1
Mongolia	2	2	-	-	-	-	-
Pakistan	2	-	-	-	-	-	2
Afghanistan	1	-	-	-	-	-	1
Belarus	1	1	-	-	-	-	-
China (PRC)	1	-	-	-	-	1	-
Egypt	1	-	-	1	-	-	-
Israel	1	-	-	1	-	-	-
Cameroon	1	-	-	1	-	-	-
Macedonia (FYROM)	1	-	-	1	-	-	-
Hungary	1	1	-	-	-	-	-
Germany	1	1	-	-	-	-	-
Palestine	1	1	-	-	-	-	-
Tajikistan	1	-	-	-	-	1	-
<b>TOTAL</b>	<b>671</b>	<b>106</b>	<b>1</b>	<b>18</b>	<b>161</b>	<b>360</b>	<b>25</b>

**Effective returns of illegal migrants from the territory of the SR to third country in I. half of 2016 by the type of return**

Nationality	Total	FORCED RETURNS			VOLUNTARY RETURNS		
		Via external land border	Via internal land border	By air	Voluntary departure		AVR (IOM)
					After fulfilling obligation to leave the SR	At BCPs - departing from the SR	
Ukraine	413	61	-	-	72	274	6
Iraq	43	-	-	-	-	-	43
Viet Nam	19	13	-	4	-	-	2
Moldova	11	2	-	-	-	9	-
Serbia	9	-	6	3	-	-	-
Algeria	8	-	-	1	-	-	7
Georgia	7	6	-	-	-	1	-
India	5	-	-	3	-	-	2
Russia	4	3	-	-	-	-	1
Iran	3	-	-	1	-	-	2
Sri Lanka	3	3	-	-	-	-	-
Albania	2	-	-	-	1	-	1
Azerbaijan	2	2	-	-	-	-	-
Cuba	2	-	-	-	-	-	2
Macedonia (FYROM)	2	-	-	2	-	-	-
Pakistan	2	1	-	1	-	-	-
Syria	2	1	-	-	-	1	-
Turkey	2	-	-	-	-	-	2
Belarus	1	-	-	-	-	1	-
Brazil	1	-	-	-	-	-	1
China (PRC)	1	-	-	1	-	-	-
Egypt	1	-	-	-	-	-	1
Philippines	1	-	-	-	-	-	1
Guinea	1	-	-	1	-	-	-
Israel	1	-	-	1	-	-	-
Kazakhstan	1	1	-	-	-	-	-
Nigeria	1	-	-	1	-	-	-
United States, USA	1	-	-	-	-	-	1
Thailand	1	-	-	-	-	-	1
Uzbekistan	1	-	-	-	1	-	-
<b>TOTAL</b>	<b>551</b>	<b>93</b>	<b>6</b>	<b>19</b>	<b>74</b>	<b>286</b>	<b>73</b>

**Notes:**

**Forced return to the third country** is execution of decision on administrative or judiciary removal by the escort carried out by the unit of PF: a) via external land border, b) via internal land border or c) by air to the third country. This kind of execution of decision on AR/JR can also be a readmission, if the person is handed over according the readmission agreement.

**Voluntary departure to the third country is:** a) voluntary fulfilling the obligation to leave the territory of the SR within the period mentioned in the decision on AR due to IS detected inland (fulfilling of obligation is recorded at the BCP; or b) leave of the territory of the SR due to IS detected at the BCP at departure from SR, for which a decision on AR has been issued.

**Effective returns of illegal migrants from the territory of the SR to other Member State in I. half of 2017 by the type of return**

Nationality	Total	Readmission	Dublin regulation	Other way of effective return
Hungary	3	-	-	3
Russia	2	-	-	2
Syria	2	-	-	2
Bulgaria	1	-	-	1
Guinea	1	-	1	-
Unknown nationality	1	1	-	-
Nigeria	1	-	1	-
<b>TOTAL</b>	<b>11</b>	<b>1</b>	<b>2</b>	<b>8</b>

**Effective returns of illegal migrants from the territory of the SR to other Member State in I. half of 2016 by the type of return**

Nationality	Total	Readmission	Dublin regulation	Other way of effective return
Syria	2	2	-	-
Algeria	1	-	-	1
Philippines	1	-	-	1
Hungary	1	-	-	1
Nigeria	1	-	1	-
Pakistan	1	-	1	-
Romania	1	-	-	1
<b>TOTAL</b>	<b>8</b>	<b>2</b>	<b>2</b>	<b>4</b>

**Note:**

Types of return in accordance with readmission agreement and Dublin regulation are considered as forced returns.

Effective returns in accordance with Dublin Regulation regard only those Dublin transfers based on decisions on administrative or judiciary returns.

**Other way of effective return** – execution of decision on AR or JR might be carried out as: a) escort by Police unit to the territory of other member state, if the alien, to whom a decision on AR/JR was issued, has valid residence permit or is authorized to stay on the territory of respective member state (country of return) or based on European arrest warrant; b) as voluntarily fulfilling the obligation to leave within the period stated in the decision on AR to a member state out of Schengen area based on detection of unauthorized stay inland or at the BCP when departing from the territory of SR.

## 2.9 Unauthorized transport of cigarettes through external border

Overview of number of detected smuggled cigarettes through the external border (Art. 279 CC) by individual months of I. half of 2017

Month	Total number of cigarettes	Land border			Airports		
		Total	Thereof:				
			from SR	to SR		from SR	from SR
January	1 600	1 600	-	1 600	-	-	-
February	25 139	25 139	-	25 139	-	-	-
March	589 955	589 955	-	589 955	-	-	-
April	51 000	51 000	-	51 000	-	-	-
May	270 311	270 311	-	270 311	-	-	-
June	19 800	19 800	-	19 800	-	-	-
<b>TOTAL</b>	<b>957 805</b>	<b>957 805</b>	<b>0</b>	<b>957 805</b>	<b>0</b>	<b>0</b>	<b>0</b>

Smuggled cigarettes detected by units of DBAP Sobrance in I. half of 2017 by place of detection

		Number of cases	Number of cigarettes	Value in €
<b>Cigarettes detected at BCPs</b>		<b>20</b>	<b>284 846</b>	<b>40 434,25</b>
Thereof:	In cars	1	7 600	1 083,27
	In trains	7	274 600	38 979,34
	Among personal belongings	12	2 646	371,64
<b>Cigarettes detected Inland</b>		<b>9</b>	<b>672 959</b>	<b>98 523,50</b>
Thereof:	In car	4	4 099	513,96
	In forest	2	52 200	7 818,43
	In village	1	506 060	72 921,52
	In river	2	110 600	17 269,59
<b>TOTAL</b>		<b>29</b>	<b>957 805</b>	<b>138 957,75</b>

**Smuggled cigarettes detected by individual units of DBAP Sobrance in I. half of 2017 by place of detection**

		<b>Number of cases</b>	<b>Number of cigarettes</b>	<b>Value in €</b>
<b>BCU PF Zboj</b>		-	-	-
<b>BCU PF Topoľa</b>		-	-	-
<b>BCU PF Ulič</b>		-	-	-
<b>BCU PF Vyšné Nemecké</b>		-	-	-
<b>BCU PF Ubľa</b>		<b>4</b>	<b>8 320</b>	<b>1 181,16</b>
Thereof:	At the BCP among personal belongings	3	720	97,89
	At the BCP in cars	1	7 600	1 083,27
<b>BCU PF Podhorod'</b>		-	-	-
<b>BCU PF Petrovce</b>		-	-	-
<b>BCU PF Maťovské Vojkovce</b>		<b>7</b>	<b>316 600</b>	<b>46 636,73</b>
Thereof:	At the BCP in trains	4	194 000	27 493,58
	Inland in river	2	110 600	17 269,59
	Inland in forest	1	12 000	1 873,56
<b>BCU PF Veľké Slemence</b>		<b>11</b>	<b>548 186</b>	<b>79 140,14</b>
Thereof:	At the BCP in trains	9	1 926	273,75
	Inland in village	1	506 060	72 921,52
	Inland in forest	1	40 200	5 944,87
<b>BCU PF Čierna nad Tisou</b>		<b>2</b>	<b>600</b>	<b>82,88</b>
Thereof:	At the BCP in trains	2	600	82,88
<b>MIU PF DBAP Sobrance</b>		<b>5</b>	<b>84 099</b>	<b>11 916,84</b>
Thereof:	Inland in cars	4	4 099	513,96
	At the BCP in trains	1	80 000	11 402,88
<b>TOTAL</b>		<b>29</b>	<b>957 805</b>	<b>138 957,75</b>



## 2.10 Positive hits in Police databases

Overview of number of apprehended persons, vehicles and items based on searching in police databases in I. half of 2017

			Total	Thereof:			
				DBAP Bratislava	DBAP B. Bystrica	DBAP Prešov	DBAP Sobrance
persons	Total		577	125	5	124	323
	SIS	Third country nationals	218	27	1	14	176
		EU nationals	232	55	-	55	122
	PATROS and INTERPOL	Third country nationals	21	1	4	3	13
		EU nationals	106	42	-	52	12
vehicles	Total		254	0	0	0	254
	PATRMV and INTERPOL		6	-	-	-	6
	SIS		248	-	-	-	248
items (including documents)	Total		144	29	1	17	97
	PATRDOC and INTERPOL		63	9	-	12	42
	SIS		81	20	1	5	55
persons, vehicles and items	Total		12	1	0	0	11
	IBO		12	1	-	-	11

Overview of number of apprehended persons, vehicles and items based on searching in police databases in I. half of 2016

			Total	Thereof:			
				DBAP Bratislava	DBAP B. Bystrica	DBAP Prešov	DBAP Sobrance
persons	Total		393	128	6	70	189
	SIS	Third country nationals	129	20	2	5	102
		EU nationals	162	58	-	29	75
	PATROS and INTERPOL	Third country nationals	7	4	1	-	2
		EU nationals	95	46	3	36	10
vehicles	Total		58	0	0	0	58
	PATRMV and INTERPOL		4	-	-	-	4
	SIS		54	-	-	-	54
items (including documents)	Total		188	42	1	18	127
	PATRDOC and INTERPOL		84	16	-	13	55
	SIS		104	26	1	5	72
persons, vehicles and items	Total		3	0	0	0	3
	IBO		3	-	-	-	3



**Processed by:**

**Risk Analysis and Coordination Department**

**Bureau of Border and Alien Police**

**Presidium of the Police Force**

**Ružinovská 1/B, 812 72 Bratislava**

**Tel: +421961050790, Fax: +421961059170**

**Email: [uhcp@minv.sk](mailto:uhcp@minv.sk)**

**Internet: <http://www.minv.sk/?uhcp>**

**Intranet: <http://bratislava.intra.minv.sk/lokality/uhcp>**