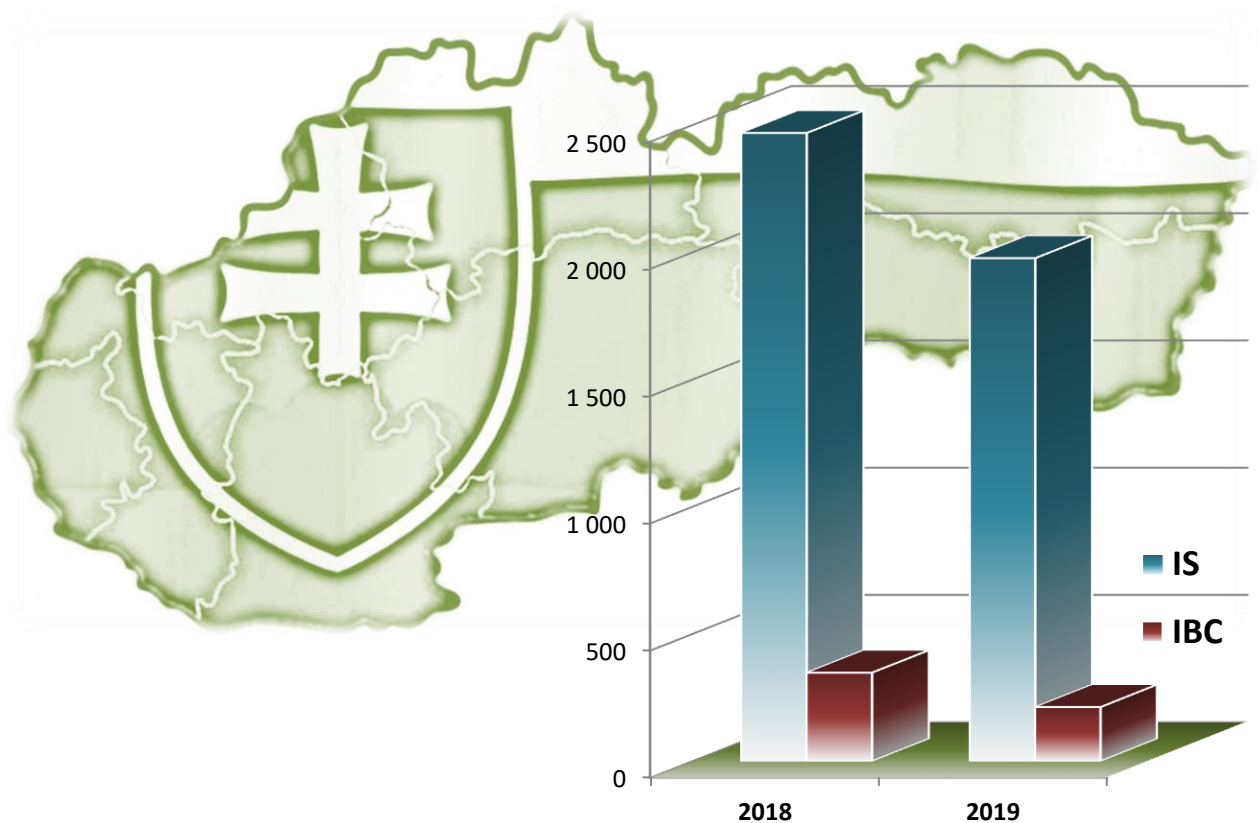


Presidium of the Police Force
Bureau of Border and Foreigners Police

Statistical Overview of Legal and Illegal Migration in the Slovak Republic



2019

CONTENT

| | | |
|-------|--|--|
| 1 | LEGAL MIGRATION..... | 6 |
| 1.1 | Legal Migration by Border Type | 6 |
| 1.2 | Stay of Foreigners in the Slovak Republic..... | 8 |
| 1.3 | Visas..... | 20 |
| 2 | ILLEGAL MIGRATION..... | 26 |
| 2.1 | Illegal Crossing of the State Border of the Slovak Republic..... | 32 |
| 2.2 | Illegal Stay on the Territory of the Slovak Republic | 43 |
| 2.3 | Unaccompanied Minors Apprehended for IBC and IS | 68 |
| 2.4 | Asylum Applications..... | 69 |
| 2.5 | False Travel, Residence and Other Documents | 74 |
| 2.6 | Refusal of Entry | 78 |
| 2.7 | Facilitation of Illegal Migration and Trafficking in Human Beings..... | Chyba! Záložka nie je definovaná. |
| 2.8 | Return Policy and Persons Taken over to the SR | 90 |
| 2.8.1 | Readmission | 90 |
| 2.8.2 | Assisted Voluntary Returns | 94 |
| 2.8.3 | Dublin Transfers..... | 96 |
| 2.8.4 | Police Detention Centres for Foreigners | 99 |
| 2.8.5 | Return Decisions and Effective Returns | 102 |
| 2.9 | Unauthorized Transport of Cigarettes through External Border | 112 |
| 2.10 | Positive Hits in Police Databases..... | 114 |

LIST OF ABBREVIATIONS

AVR – assisted voluntary return by International Organization for Migration
AR – administrative removal
AU PF – Asylum Unit of the Police Force
BBFP – Bureau of Border and Foreigners Police
BCP – Border Crossing Point
BCS – Border Crossing Stamp
BCU PF – Border Control Unit of the Police Force
CC – Criminal Code (Act No. 300/2005 Coll. the Penal Code as amended)
CH – children’s home
CVA – Central Visa Authority Department
DAU – Document Analysis Unit
DBFP – Directorate of Border and Foreigners Police
DD PF – District Directorate of the Police Force
EC – European Community
ETD – Emergency Travel Document
EU – European Union
FPD – Foreigners Police Department of the Bureau of Border and Foreigners Police
FPU PF – Foreigners Police Unit of the Police Force
GC SR – General consulate of the SR
IBC – Illegal Border Crossing
IBO – Registry of blocked persons, vehicles and items at the Border Crossing Points
IDC – Identity Card
IOM – International Organization for Migration
IS – Illegal Stay
JR – Judicial Removal
MFA – Ministry of Foreign and European Affairs of the SR
MIU PF – Mobile Intervention Unit of the Police Force
MO MOI – Migration Office of the Ministry of Interior of the SR
MOI – Ministry of Interior of the SR
MU PF – Mobile Unit of the Police Force
NUCIM – National Unit for Combating Illegal Migration
NVIS – National Visa Information System
P PF – Presidium of the Police Force
PATRDOC – Registry of Stolen and Lost Documents
PATRMV – Registry of stolen vehicles
PATROS – Registry of Wanted and Missing Persons
PDCF – Police Detention Centre for Foreigners
PF – Police Force
RP – Residence Permit
SIS – Schengen Information System
SR – Slovak Republic
TD – travel document
UM - unaccompanied minor
VIS – Visa Information System

DEFINITIONS OF TERMS USED

a) Internal borders - are sections of the state border of the SR, which represent the common land borders among the member states of Schengen area – what comprises sections of the state border of the SR with Austria, Hungary, Czech Republic, Poland and airports for intra-Schengen flights (flights to the territory of member states or from their territory only, and without landing on a territory of a third country),

b) External borders - are sections of the state border of the SR, which represent the common land border with a non-member state, and airports, if they are not internal borders; it comprises **land border** – state border of the SR with Ukraine, and **airports**,

c) Illegal border crossing – external border (land, air) – this category includes all cases of foreigners, who attempted to cross or crossed the state border of SR illegally, regardless of direction, wherein the time period between crossing and apprehension is less than 48 hours and they were apprehended by the police patrol performing border control tasks.

This category also includes cases of readmission with foreigners apprehended out of the territory of the SR by a foreign authority, and they were returned to the SR according to readmission agreements after IBC from the SR,

d) Illegal stay on the territory of the SR – this category includes foreigners who were found illegally on the territory of the SR (stay is not in compliance with the national legislation and/or international agreements); regardless the fact of entering SR legally or illegally, or this was discovered during border checks at the point of departure from the SR, except of IBC.

Disaggregation of illegal stay:

- Inland:

- **After legal entry to the SR** – this category includes foreigners who were apprehended inland for their illegal stay and who had entered (could enter) the territory of the SR legally, but at the time of detection it came out that they were staying illegally within the territory of the SR (overstayers with expired visa or residence permit, illegal work),
- **After illegal entry to the SR** – this category includes foreigners who were apprehended inland for illegal stay and who had entered the territory of the SR illegally,
- **After unknown entry to the SR** – this category includes foreigners who were apprehended inland for illegal stay, but there is no evidence whether their entry to the SR was legal or illegal,

- At the BCP at exit from the SR broken down to land border and airports (extra-Schengen flights) – this category includes foreigners whose illegal stay was detected during border check at BCP when exiting the territory of the SR to a third country,

- After readmission from other member state – this category includes foreigners who were apprehended outside the territory of the SR by an authority of other country and who were returned to the SR according to the Dublin Regulation and who have not previously been apprehended on the territory of the SR for illegal stay or according to readmission agreements, or other agreements,

e) Refusal of entry of a third country national – this category includes third country nationals (except of family members of EU nationals) who were refused to enter the territory of the SR due to reasons listed in Article 14 Regulation (EU) 2016/399 of the European Parliament and of the Council of 9 March 2016 on a Union Code on the rules governing the movement of persons across borders (Schengen Borders Code),

f) Refusal of entry of EU national and family member of EU national – this category includes EU nationals and family members of EU national who were refused to enter the territory of the SR according to provisions of the Article 11 of the Act on Stay of Foreigners (Act of the National Assembly of the SR No. 404/2011 coll.),

g) Foreigner – A foreigner shall be understood as everyone who is not the state citizen of the Slovak Republic,

h) EU national - is everyone who is not a SR national and who is a Member State national (Member State is an EU Member State, other state that is the part of the Agreement on European Economic Area and Switzerland),

i) Third country national - is everyone who is not the SR national and not the EU national (this category also includes stateless persons),

j) Illegal migrant - is a person apprehended for illegal state border crossing or illegal stay,

k) Readmission related to illegal migration – is handing over and taking over of foreigners according to readmission agreements if this person previously crossed the state border of the SR illegally or stayed within the territory of the SR illegally after illegal entry,

l) Visa – means an authorization issued by a Member State of the Schengen area with a view to transit through or an intended stay in the territory of one Member State or several Member States. The type of the visa is defined as follows:

- **Schengen visa type A (Airport transit visa)** – means a visa valid for transit through the international transit areas of one or more airports of the Member States,

- **Schengen visa type C (uniform visa, visa with limited territorial validity)** – means an authorization issued by a Member State of the Schengen area to transit through or an intended stay in the territory of the Member States of a duration of no more than 90 days in any 180 days period and to transit through the international transit areas of airports of the Member States,

- **National visa type D (long-term visa)** – means an authorization issued by a Member State of the Schengen area which is required for entry with a view to intended stay in the territory of this Member State for a period of more than three months, but not more than one year.

1 LEGAL MIGRATION

1.1 Legal Migration by Border Type

Overview of persons and vehicles having crossed the external borders legally at border crossing points by the direction of crossing in 2018 and 2019

| | | | 2018 | | 2019 | |
|--------------------------|---|-----------------------------------|-----------|-----------|-----------|-----------|
| | | | from SR | to SR | from SR | to SR |
| LAND BORDER | Number of persons by direction of crossing in total | | 1 380 462 | 1 325 754 | 1 377 284 | 1 283 062 |
| | Thereof: | EU nationals and Slovak nationals | 411 698 | 404 724 | 348 918 | 343 298 |
| | | Third country nationals | 968 764 | 921 030 | 1 028 366 | 939 764 |
| | Total number of persons | | 2 706 216 | | 2 660 346 | |
| | Total number of vehicles by direction of crossing | | 392 379 | 371 977 | 312 054 | 289 586 |
| | Thereof: | Passenger cars | 321 887 | 301 213 | 247 271 | 225 623 |
| | | Buses | 8 301 | 8 491 | 10 861 | 11 222 |
| | | Trucks | 55 430 | 55 507 | 47 548 | 46 366 |
| | | Passenger trains | 1 464 | 1 462 | 1 873 | 1 874 |
| | | Cargo trains | 5 297 | 5 304 | 4 501 | 4 501 |
| Total number of vehicles | | 764 356 | | 601 640 | | |
| AIRPORTS | Total number of persons by direction of crossing | | 975 524 | 963 967 | 1 049 829 | 1 041 799 |
| | Thereof: | EU nationals and Slovak nationals | 837 372 | 829 877 | 882 394 | 876 694 |
| | | Third country nationals | 138 152 | 134 090 | 167 435 | 165 105 |
| | Total number of persons | | 1 939 491 | | 2 091 628 | |
| | Total number of aircrafts by direction of crossing | | 7 640 | 7 631 | 7877 | 7867 |
| | Total number of aircrafts | | 15 271 | | 15 744 | |
| Total number of persons | | | 4 645 707 | | 4 751 974 | |
| Total number of vehicles | | | 779 627 | | 617 384 | |

Note:

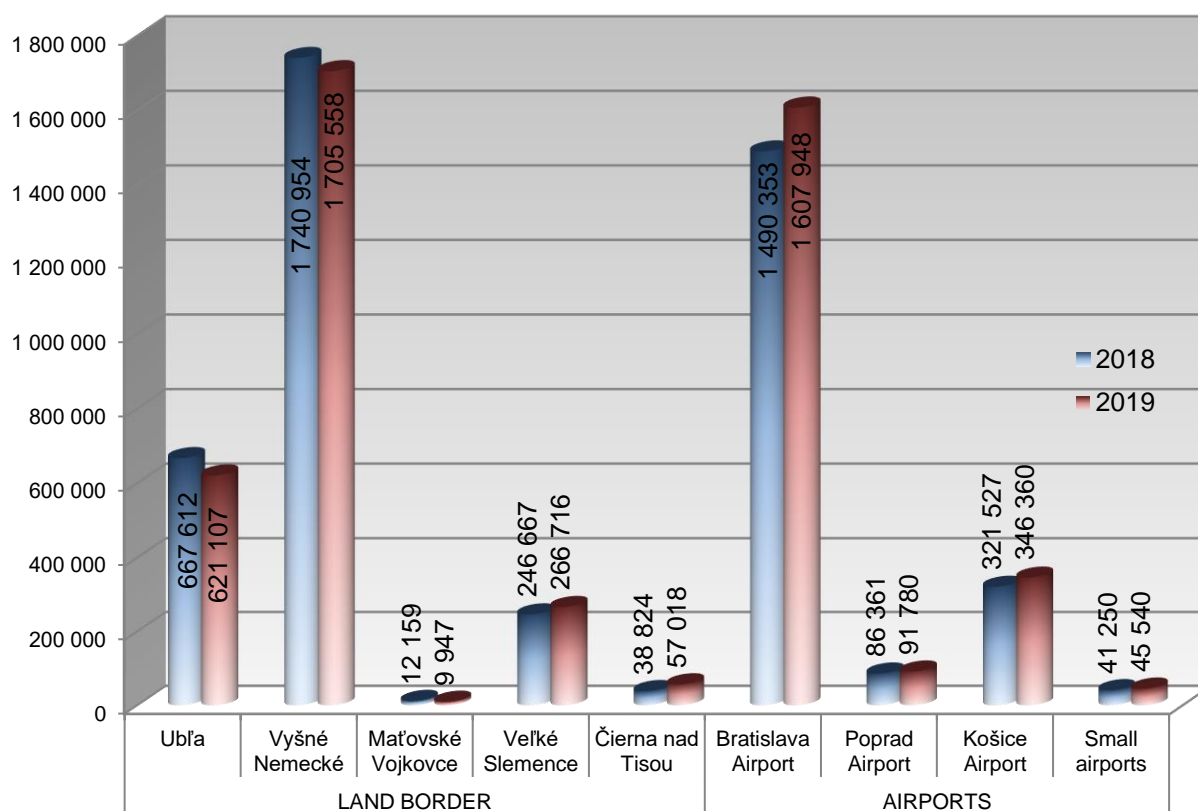
In case of airports, only aircrafts and passengers of non-Schengen flights are included.

Overview of persons and vehicles having crossed the external border legally by individual BCPs in 2018 and 2019

| | | 2018 | | 2019 | |
|--------------|--------------------|------------------|----------------|------------------|----------------|
| | | Persons | Vehicles | Persons | Vehicles |
| LAND BORDER | Úbľa | 667 612 | 219 535 | 621 107 | 149 119 |
| | Vyšné Nemecké | 1 740 954 | 531 294 | 1 705 558 | 439 772 |
| | Maťovské Vojkovce | 12 159 | 6 660 | 9 947 | 5 107 |
| | Veľké Slemence | 246 667 | - | 266 716 | - |
| | Čierna nad Tisou | 38 824 | 6 867 | 57 018 | 7 642 |
| AIRPORTS | Bratislava Airport | 1 490 353 | 11 914 | 1 607 948 | 12 148 |
| | Poprad Airport | 86 361 | 587 | 91 780 | 654 |
| | Košice Airport | 321 527 | 2 311 | 346 360 | 2 447 |
| | Small airports* | 41 250 | 459 | 45 540 | 495 |
| Total | | 4 645 707 | 779 627 | 4 751 974 | 617 384 |

* small airports (airports Piešťany, Sliac, Nitra, Žilina and Prievidza are BCPs at small airports in line with the Official Journal EU C 134)

Overview of persons having crossed the external border legally by individual BCPs during 2018 a 2019



1.2 Stay of Foreigners in the Slovak Republic

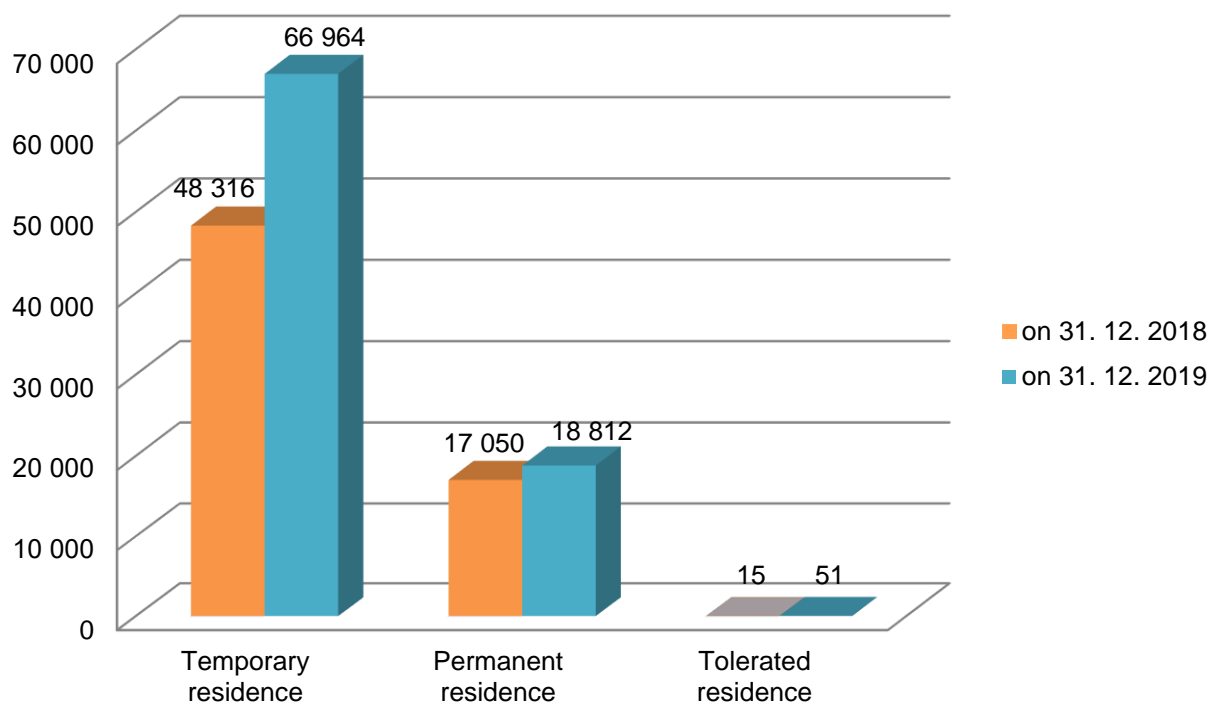
Number of valid residence permits on 31/12/2018 and on 31/12/2019

| Nationality type | on 31/12/2018 | k 31/12/2019 |
|-------------------------|----------------|----------------|
| Third country nationals | 65 381 | 85 827 |
| EU nationals | 55 883 | 57 248 |
| TOTAL | 121 264 | 143 075 |

Number of valid residence permits for third country nationals on 31/12/2018 and on 31/12/2019 by the type of residence

| Type of residence | on 31/12/2018 | on 31/12/2019 |
|---------------------|---------------|---------------|
| Temporary residence | 48 316 | 66 964 |
| Permanent residence | 17 050 | 18 812 |
| Tolerated residence | 15 | 51 |
| TOTAL | 65 381 | 85 827 |

Number of valid residence permits for third country nationals on 31/12/2018 and on 31/12/2019 by the type of residence



Number of valid residence permits for third country nationals on 31/12/2019 - TOP 40

| Nationality | on 31/12/2019 | | | |
|------------------------|-------------------------|---------------|---------------|-----------|
| | Total number of permits | Thereof: | | |
| | | Temporary | Permanent | Tolerated |
| Ukraine | 38 307 | 33 247 | 5 058 | 2 |
| Serbia | 16 604 | 15 784 | 820 | - |
| Viet Nam | 5 565 | 3 732 | 1 831 | 2 |
| Russian Federation | 5 257 | 2 821 | 2 433 | 3 |
| China (PRC) | 2 709 | 926 | 1 783 | - |
| North Macedonia | 1 614 | 1 012 | 602 | - |
| Korean Republic | 1 608 | 983 | 625 | - |
| Iran | 1 400 | 1 221 | 179 | - |
| United States, USA | 1 064 | 398 | 666 | - |
| India | 967 | 778 | 189 | - |
| Bosnia and Herzegovina | 887 | 747 | 140 | - |
| Turkey | 801 | 483 | 318 | - |
| Georgia | 597 | 547 | 50 | - |
| Belarus | 529 | 309 | 220 | - |
| Kazakhstan | 524 | 400 | 124 | - |
| Thailand | 485 | 280 | 205 | - |
| Afghanistan | 390 | 223 | 135 | 32 |
| Syria | 387 | 228 | 159 | - |
| Egypt | 359 | 117 | 242 | - |
| Israel | 357 | 274 | 83 | - |
| Brazil | 286 | 159 | 127 | - |
| Moldova | 277 | 201 | 76 | - |
| Albania | 264 | 101 | 163 | - |
| Philippines | 237 | 127 | 110 | - |
| Iraq | 232 | 95 | 137 | - |
| Mexico | 232 | 85 | 147 | - |
| Japan | 216 | 129 | 87 | - |
| Kyrgyzstan | 201 | 180 | 21 | - |
| Canada | 184 | 75 | 109 | - |
| Libya | 174 | 98 | 76 | - |
| Tunisia | 170 | 5 | 165 | - |
| Nigeria | 159 | 45 | 114 | - |
| Armenia | 148 | 80 | 66 | 2 |
| Lebanon | 143 | 45 | 98 | - |
| Australia | 132 | 14 | 118 | - |
| Azerbaijan | 131 | 100 | 31 | - |
| Kosovo | 120 | 34 | 86 | - |
| Palestine | 104 | 53 | 51 | - |
| Mongolia | 99 | 77 | 22 | - |
| Montenegro | 95 | 78 | 17 | - |
| Other nationalities | 1 812 | 673 | 1 129 | 10 |
| TOTAL | 85 827 | 66 964 | 18 812 | 51 |

Number of valid residence permit for third country nationals on 31/12/2018 – TOP 40

| Nationality | on 31/12/2018 | | | |
|------------------------|-------------------------|---------------|---------------|-----------|
| | Total number of permits | Thereof: | | |
| | | Temporary | Permanent | Tolerated |
| Ukraine | 24 913 | 20 543 | 4 369 | 1 |
| Serbia | 14 208 | 13 477 | 730 | 1 |
| Russian Federation | 4 698 | 2 444 | 2 250 | 4 |
| Viet Nam | 4 008 | 2 264 | 1 744 | - |
| China (PRC) | 2 561 | 898 | 1 663 | - |
| Korea | 1 618 | 1 041 | 577 | - |
| Iran | 1 426 | 1 287 | 139 | - |
| North Macedonia | 1 301 | 736 | 565 | - |
| United States, USA | 1 010 | 397 | 612 | 1 |
| Turkey | 691 | 402 | 289 | - |
| Bosnia and Herzegovina | 674 | 543 | 131 | - |
| India | 627 | 460 | 167 | - |
| Belarus | 503 | 296 | 207 | - |
| Thailand | 439 | 265 | 174 | - |
| Kazakhstan | 416 | 309 | 107 | - |
| Syria | 399 | 256 | 143 | - |
| Israel | 384 | 303 | 81 | - |
| Egypt | 337 | 105 | 232 | - |
| Brazil | 277 | 151 | 126 | - |
| Afghanistan | 239 | 122 | 116 | 1 |
| Iraq | 225 | 90 | 135 | - |
| Japan | 224 | 137 | 86 | 1 |
| Mexico | 218 | 83 | 135 | - |
| Moldova | 209 | 135 | 74 | - |
| Georgia | 205 | 159 | 46 | - |
| Philippines | 188 | 96 | 92 | - |
| Albania | 181 | 47 | 134 | - |
| Canada | 172 | 70 | 102 | - |
| Libya | 169 | 104 | 65 | - |
| Tunisia | 161 | 8 | 153 | - |
| Lebanon | 144 | 55 | 89 | - |
| Nigeria | 144 | 39 | 105 | - |
| Armenia | 135 | 76 | 57 | 2 |
| Kyrgyzstan | 117 | 99 | 18 | - |
| Australia | 115 | 17 | 98 | - |
| Azerbaijan | 111 | 93 | 18 | - |
| Palestine | 103 | 57 | 46 | - |
| Kosovo | 90 | 18 | 72 | - |
| South Africa | 83 | 26 | 57 | - |
| Algeria | 77 | 12 | 65 | - |
| Other nationalities | 1 581 | 596 | 981 | 4 |
| TOTAL | 65 381 | 48 316 | 17 050 | 15 |

Number of valid residence permits for third country nationals on 31/12/2018 and on 31/12/2019 by region and type of residence

| | | on 31/12/2018 | on 31/12/2019 |
|-------------------------------|---------------------|---------------|---------------|
| Bratislava region | | 24 929 | 31 210 |
| Thereof: | Temporary residence | 18 512 | 23 947 |
| | Permanent residence | 6 411 | 7 258 |
| | Tolerated residence | 6 | 5 |
| Trnava region | | 8 766 | 11 527 |
| Thereof: | Temporary residence | 7 229 | 9 815 |
| | Permanent residence | 1 535 | 1 710 |
| | Tolerated residence | 2 | 2 |
| Košice region | | 7 661 | 10 137 |
| Thereof: | Temporary residence | 5 191 | 7 468 |
| | Permanent residence | 2 467 | 2 667 |
| | Tolerated residence | 3 | 2 |
| Nitra region | | 5 658 | 8 964 |
| Thereof: | Temporary residence | 4 036 | 7 226 |
| | Permanent residence | 1 621 | 1 737 |
| | Tolerated residence | 1 | 1 |
| Prešov region | | 5 553 | 6 991 |
| Thereof: | Temporary residence | 3 880 | 5 154 |
| | Permanent residence | 1 671 | 1 799 |
| | Tolerated residence | 2 | 38 |
| Banská Bystrica region | | 4 492 | 5 080 |
| Thereof: | Temporary residence | 3 338 | 3 856 |
| | Permanent residence | 1 153 | 1 221 |
| | Tolerated residence | 1 | 3 |
| Žilina region | | 4 394 | 6 151 |
| Thereof: | Temporary residence | 3 195 | 4 798 |
| | Permanent residence | 1 199 | 1 353 |
| | Tolerated residence | - | - |
| Trenčín region | | 3 928 | 5 767 |
| Thereof: | Temporary residence | 2 935 | 4 700 |
| | Permanent residence | 993 | 1 067 |
| | Tolerated residence | - | - |
| Total | | 65 381 | 85 827 |
| Thereof: | Temporary residence | 48 316 | 66 964 |
| | Permanent residence | 17 050 | 18 812 |
| | Tolerated residence | 15 | 51 |

Number of EU nationals with valid registration for residence on 31/12/2019

| Nationality | on 31/12/2019 |
|-----------------|-------------------------|
| | Number of registrations |
| Czech Republic | 11 379 |
| Hungary | 8 872 |
| Romania | 7 505 |
| Poland | 6 000 |
| Germany | 4 534 |
| Italy | 3 016 |
| United Kingdom | 2 669 |
| Austria | 2 450 |
| Bulgaria | 1 799 |
| France | 1 513 |
| Croatia | 1 330 |
| Spain | 1 227 |
| Greece | 810 |
| The Netherlands | 586 |
| Norway | 518 |
| Portugal | 447 |
| Belgium | 403 |
| Slovenia | 350 |
| Switzerland | 300 |
| Sweden | 298 |
| Ireland | 267 |
| Latvia | 208 |
| Lithuania | 203 |
| Denmark | 198 |
| Finland | 150 |
| Estonia | 59 |
| Iceland | 53 |
| Cyprus | 50 |
| Malta | 35 |
| Luxembourg | 16 |
| Liechtenstein | 3 |
| TOTAL | 57 248 |

Number of EU nationals with valid registration for residence on 31/12/2018

| Nationality | on 31/12/2018 |
|-----------------|-------------------------|
| | Number of registrations |
| Czech Republic | 10 970 |
| Hungary | 8 503 |
| Romania | 7 420 |
| Poland | 5 872 |
| Germany | 4 568 |
| Italy | 2 948 |
| Austria | 2 420 |
| United Kingdom | 2 369 |
| Bulgaria | 1 755 |
| France | 1 526 |
| Croatia | 1 319 |
| Spain | 1 189 |
| Greece | 791 |
| The Netherlands | 601 |
| Norway | 593 |
| Portugal | 476 |
| Belgium | 413 |
| Slovenia | 329 |
| Sweden | 292 |
| Switzerland | 289 |
| Ireland | 263 |
| Latvia | 213 |
| Denmark | 199 |
| Lithuania | 187 |
| Finland | 155 |
| Iceland | 70 |
| Cyprus | 56 |
| Estonia | 47 |
| Malta | 33 |
| Luxembourg | 14 |
| Liechtenstein | 3 |
| TOTAL | 55 883 |

Number of valid residence permits of foreigners on k 31/12/2019 – TOP 10

| Temporary residence | | Permanent residence | | Tolerated residence | |
|------------------------|---------------|---------------------|---------------|------------------------------|-----------|
| Nationality | number | Nationality | number | Nationality | number |
| Ukraine | 33 247 | Czech Republic | 11 379 | Afghanistan | 32 |
| Serbia | 15 784 | Hungary | 8 871 | Russian Federation | 3 |
| Viet Nam | 3 732 | Rumania | 7 505 | Pakistan | 3 |
| Russian Federation | 2 821 | Poland | 6 000 | Ukraine | 2 |
| Iran | 1 221 | Ukraine | 5 058 | Viet Nam | 2 |
| North Macedonia | 1 012 | Germany | 4 534 | Armenia | 2 |
| Korea | 983 | Italy | 3 016 | Morocco | 2 |
| China | 926 | United Kingdom | 2 699 | Bangladesh | 2 |
| India | 778 | Austria | 2 450 | Democratic Republic of Congo | 1 |
| Bosnia and Herzegovina | 747 | Russian Federation | 2 433 | Uruguay | 1 |
| Other nationalities | 5 713 | Other nationalities | 22 115 | Other nationalities | 1 |
| TOTAL | 66 964 | TOTAL | 76 060 | TOTAL | 51 |

Number of valid residence permits of foreigners on 31/12/2018 – TOP 10

| Temporary residence | | Permanent residence | | Tolerated residence | |
|------------------------|---------------|---------------------|---------------|------------------------------|-----------|
| Nationality | Number | Nationality | Number | Nationality | Number |
| Ukraine | 20 543 | Czech Republic | 10 970 | Russian Federation | 4 |
| Serbia | 13 477 | Hungary | 8 503 | Armenia | 2 |
| Russian Federation | 2 444 | Romania | 7 420 | Ukraine | 1 |
| Viet Nam | 2 264 | Poland | 5 872 | Serbia | 1 |
| Iran | 1 287 | Germany | 4 568 | United States, USA | 1 |
| Korea | 1 041 | Ukraine | 4 369 | Afghanistan | 1 |
| China | 898 | Italy | 2 948 | Japan | 1 |
| North Macedonia | 736 | Austria | 2 420 | Pakistan | 1 |
| Bosnia and Herzegovina | 543 | United Kingdom | 2 369 | Democratic Republic of Congo | 1 |
| India | 460 | Russian Federation | 2 250 | Uruguay | 1 |
| Other nationalities | 4 623 | Other nationalities | 21 244 | Other nationalities | 1 |
| TOTAL | 48 316 | TOTAL | 72 933 | TOTAL | 15 |

Number of valid residence permits of third country nationals on 31/12/2018 and on 31/12/2019 by purpose of residence

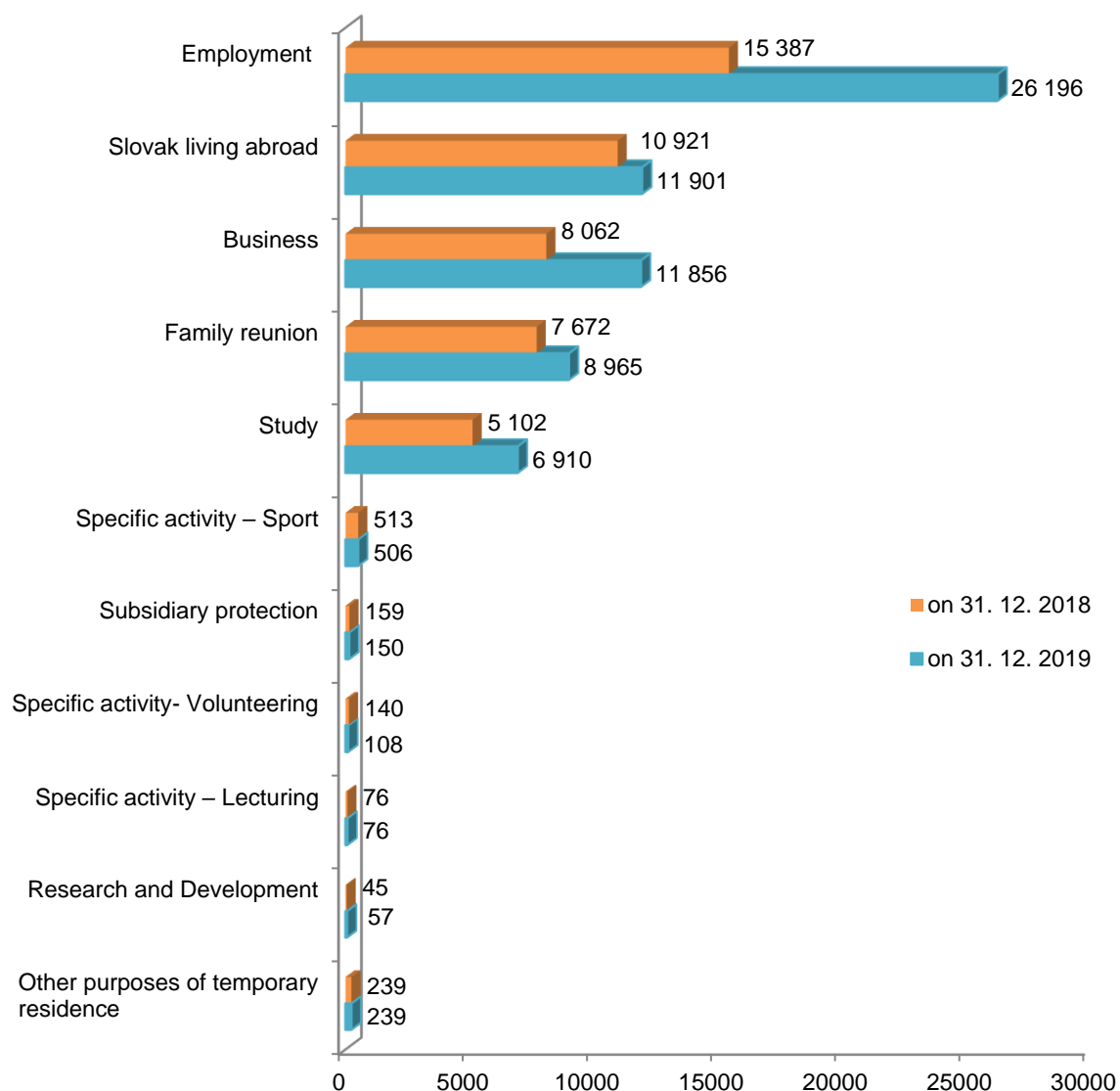
| Temporary residence | | |
|---------------------------------------|----------------------|----------------------|
| Purpose of residence | on 31/12/2018 | on 31/12/2019 |
| Employment | 15 387 | 26 196 |
| Slovak living abroad | 10 921 | 11 901 |
| Business | 8 062 | 11 856 |
| Family reunion | 7 672 | 8 965 |
| Study | 5 102 | 6 910 |
| Specific activity – Sport | 513 | 506 |
| Subsidiary protection | 159 | 150 |
| Specific activity- Volunteering | 140 | 108 |
| Specific activity – Lecturing | 76 | 76 |
| Research and Development | 45 | 57 |
| Other purposes of temporary residence | 239 | 239 |
| TOTAL | 48 316 | 66 964 |

| Permanent residence | | |
|--|----------------------|----------------------|
| Purpose of residence | on 31/12/2018 | on 31/12/2019 |
| Long term residence | 7 177 | 8 237 |
| Permanent residence (unlimited) | 5 432 | 5 710 |
| Permanent residence (for 5 years) | 2 988 | 3 191 |
| Family member of EU national | 1 017 | 1 173 |
| Refugee | 289 | 295 |
| Family member of EU national – permanent | 147 | 206 |
| TOTAL | 17 050 | 18 812 |

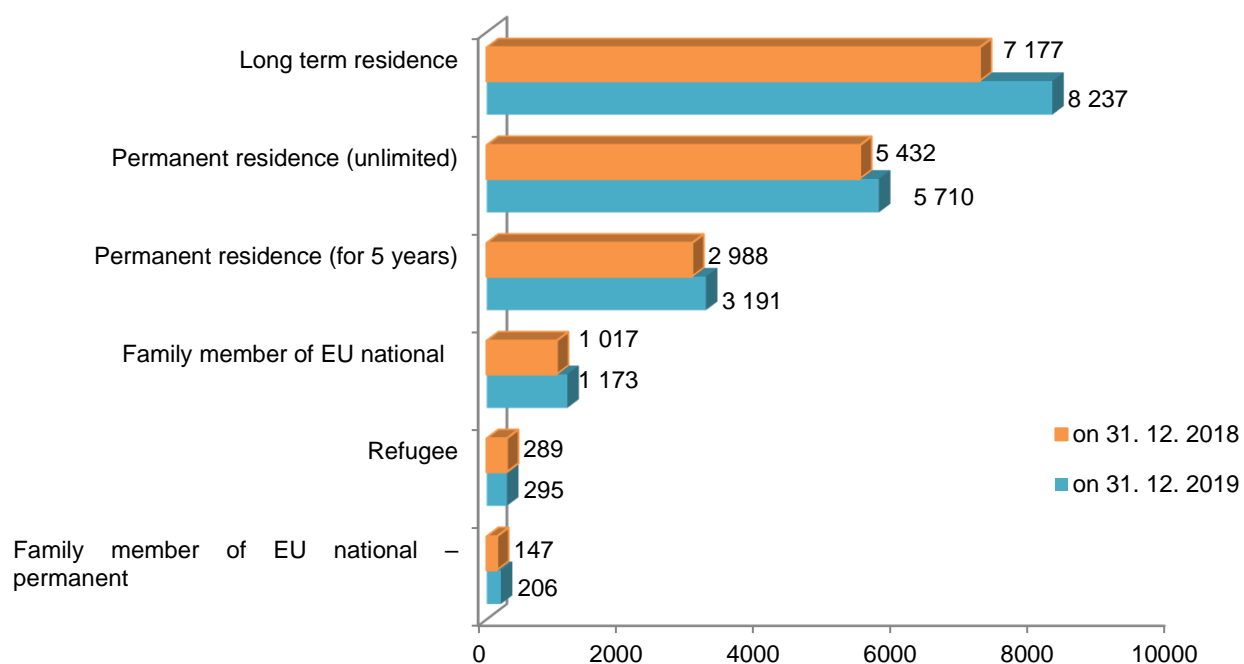
| Tolerated residence | | |
|--|----------------------|----------------------|
| Purpose of residence | on 31/12/2018 | on 31/12/2019 |
| Unaccompanied minor § 58 par. 1 letter a) | 1 | 38 |
| Respecting for foreigner's personal and family life § 58 par. 1 letter b) | 11 | 13 |
| Illegal employment § 58 par. 2 | 2 | - |
| International commitments of the Slovak Republic § 58 par. 1 letter d) | 1 | - |
| TOTAL | 15 | 51 |

Number of valid residence permits of third country nationals on 31/12/2018 and on 31/12/2019 by purpose of residence

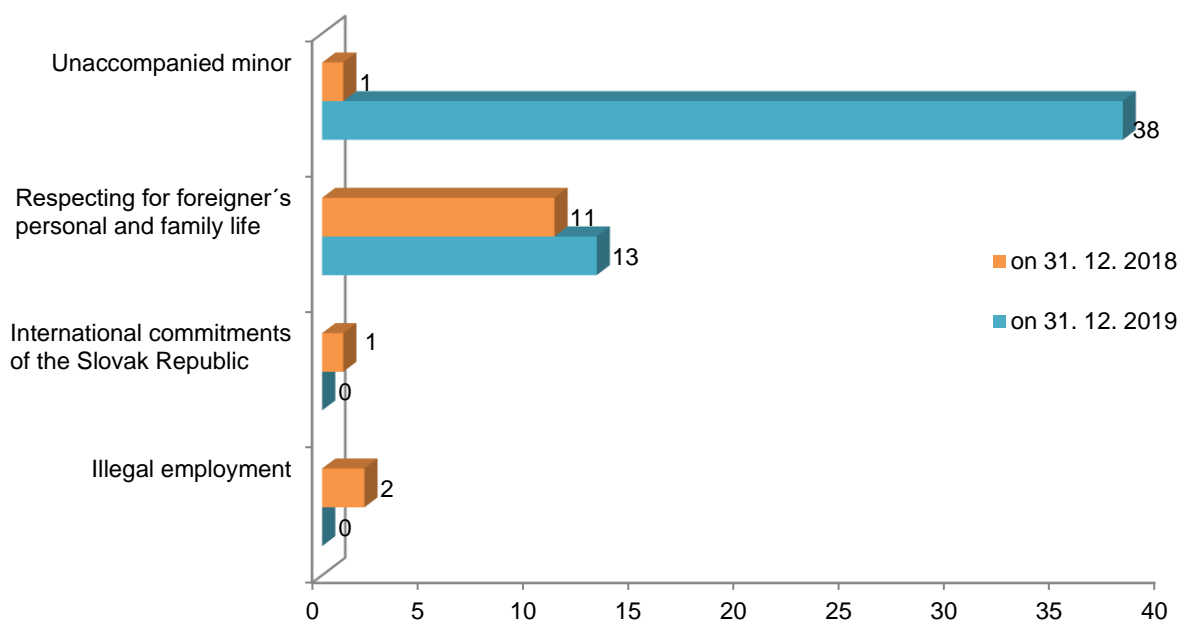
Temporary residence - most frequent purposes of temporary residence of third country nationals on 31/12/2018 and on 31/12/2019



**Permanent residence of third country nationals
on 31/12/2018 and on 31/12/2019 by purpose of residence**



**Tolerated residence of third country nationals
on 31/12/2018 and on 31/12/2019 by purpose of residence**



Number of residence permits granted to foreigners in 2018 and 2019

| Nationality type | 2018 | 2019 |
|-------------------------|---------------|---------------|
| Third country nationals | 32 048 | 43 636 |
| EU nationals | 6 633 | 7 238 |
| TOTAL | 38 681 | 50 874 |

Note:

Granted residence permit – includes granted, renewed residence permits and validity extensions of residence permits within the period from 1st January to 31st December of respective year.

Number of valid residence permits granted to third country nationals in 2018 and 2019 by type of residence

| Type of residence | 2018 | 2019 |
|---------------------|---------------|---------------|
| Temporary residence | 29 474 | 40 728 |
| Permanent residence | 2 541 | 2 837 |
| Tolerated residence | 33 | 71 |
| TOTAL | 32 048 | 43 636 |

Number of residence permits granted to third country nationals in 2019 – TOP 20

| Nationality | 2019 | | | |
|------------------------|-------------------------|---------------|--------------|-----------|
| | Total number of permits | Thereof: | | |
| | | Temporary | Permanent | Tolerated |
| Ukraine | 23 566 | 22 628 | 937 | 1 |
| Serbia | 6 377 | 6 233 | 143 | 1 |
| Viet Nam | 2 973 | 2 849 | 122 | 2 |
| Russian Federation | 2 115 | 1 853 | 260 | 2 |
| North Macedonia | 727 | 661 | 66 | 0 |
| Korea | 635 | 543 | 92 | 0 |
| China (PRC) | 594 | 452 | 142 | 0 |
| Iran | 590 | 544 | 46 | 0 |
| India | 581 | 551 | 30 | 0 |
| Georgia | 561 | 555 | 6 | 0 |
| Bosnia and Herzegovina | 560 | 541 | 19 | 0 |
| Turkey | 449 | 398 | 51 | 0 |
| United States, USA | 350 | 250 | 99 | 1 |
| Kazakhstan | 286 | 261 | 25 | 0 |
| Afghanistan | 215 | 155 | 19 | 41 |
| Belarus | 205 | 182 | 22 | 1 |
| Thailand | 203 | 167 | 36 | 0 |
| Moldova | 165 | 151 | 13 | 1 |
| Brazil | 136 | 124 | 12 | 0 |
| Syria | 136 | 106 | 30 | 0 |
| Other nationalities | 2 212 | 1 524 | 667 | 21 |
| TOTAL | 43 636 | 40 728 | 2 837 | 71 |

Number of residence permits granted to third country nationals in 2018 – TOP 20

| Nationality | 2018 | | | |
|------------------------|-------------------------|---------------|--------------|-----------|
| | Total number of permits | Thereof: | | |
| | | Temporary | Permanent | Tolerated |
| Ukraine | 14 917 | 14 235 | 682 | - |
| Serbia | 6 327 | 6 156 | 168 | 3 |
| Russian Federation | 1 882 | 1 616 | 264 | 2 |
| Viet Nam | 1 501 | 1 402 | 96 | 3 |
| Korea | 735 | 631 | 104 | - |
| Iran | 687 | 650 | 37 | - |
| North Macedonia | 634 | 561 | 73 | - |
| China (PRC) | 576 | 440 | 135 | 1 |
| Bosnia and Herzegovina | 532 | 514 | 18 | - |
| Turkey | 433 | 393 | 40 | - |
| United States, USA | 324 | 216 | 107 | 1 |
| India | 317 | 290 | 27 | - |
| Belarus | 231 | 196 | 35 | - |
| Kazakhstan | 225 | 202 | 23 | - |
| Thailand | 219 | 180 | 39 | - |
| Syria | 191 | 148 | 43 | - |
| Georgia | 149 | 143 | 6 | - |
| Moldova | 118 | 112 | 6 | - |
| Brazil | 117 | 100 | 17 | - |
| Mexico | 114 | 83 | 31 | - |
| Other nationalities | 1 819 | 1 206 | 590 | 23 |
| TOTAL | 32 048 | 29 474 | 2 541 | 33 |

1.3 Visas

Visa applications and visas granted by embassies of the SR by visa type and nationality of applicants in 2019 – TOP 20

| 2019 | | | | | | | | |
|---------------------|---------------|-------------------|---------------|--------------|---------------|---------------|---------------|--------------|
| Nationality | Total | Visa applications | | | Total | Granted visas | | |
| | | A type visa | C type visa | D type visa | | A type visa | C type visa | D type visa |
| Russian Federation | 10 350 | - | 9 503 | 847 | 10 292 | - | 9 428 | 864 |
| Belarus | 4 415 | - | 4 304 | 111 | 4 403 | - | 4 295 | 108 |
| Viet Nam | 3 598 | - | 657 | 2941 | 2 768 | - | 570 | 2 198 |
| China | 2 535 | - | 2 264 | 271 | 2 295 | - | 2 071 | 224 |
| India | 2 127 | - | 1 624 | 503 | 1 685 | - | 1 256 | 429 |
| Turkey | 1 678 | - | 1 340 | 338 | 1 413 | - | 1 111 | 302 |
| Egypt | 937 | - | 885 | 52 | 668 | - | 620 | 48 |
| Kazakhstan | 675 | - | 511 | 164 | 649 | - | 493 | 156 |
| Iran | 591 | - | 284 | 307 | 410 | - | 207 | 203 |
| Kuwait | 560 | - | 547 | 13 | 561 | - | 548 | 13 |
| Indonesia | 504 | - | 486 | 18 | 505 | - | 486 | 19 |
| South Africa | 331 | - | 324 | 7 | 329 | - | 322 | 7 |
| Ukraine | 328 | - | 206 | 122 | 320 | - | 202 | 118 |
| Uzbekistan | 326 | - | 273 | 53 | 246 | - | 223 | 23 |
| Thailand | 265 | - | 183 | 82 | 262 | - | 181 | 81 |
| Lebanon | 232 | - | 227 | 5 | 203 | - | 199 | 4 |
| Philippines | 166 | - | 109 | 57 | 143 | - | 87 | 56 |
| Kosovo | 159 | - | 131 | 28 | 130 | - | 107 | 23 |
| Pakistan | 131 | - | 110 | 21 | 71 | - | 56 | 15 |
| Palestine | 115 | - | 98 | 17 | 98 | - | 82 | 16 |
| Other nationalities | 2 065 | - | 1138 | 927 | 1 637 | - | 892 | 745 |
| TOTAL | 32 088 | 0 | 25 204 | 6 884 | 29 088 | 0 | 23 436 | 5 652 |

Source: NVIS MFA SR

Visa applications and visas granted by embassies of the SR by visa type and nationality of applicants in 2018 – TOP 20

| 2018 | | | | | | | | |
|---------------------|---------------|-------------------|---------------|--------------|---------------|---------------|---------------|--------------|
| Nationality | Total | Visa applications | | | Total | Granted visas | | |
| | | A type visa | C type visa | D type visa | | A type visa | C type visa | D type visa |
| Russian Federation | 10 995 | 8 | 10 425 | 562 | 10 852 | - | 10 364 | 488 |
| Belarus | 4 105 | - | 4 035 | 70 | 4 081 | - | 4 027 | 54 |
| China | 2 270 | - | 2 052 | 218 | 2 123 | - | 1 944 | 179 |
| Turkey | 1 870 | - | 1 668 | 202 | 1 749 | - | 1 577 | 172 |
| Ukraine | 1 782 | - | 1 551 | 231 | 1 749 | - | 1 530 | 219 |
| Iran | 1 527 | - | 1 401 | 126 | 905 | - | 807 | 98 |
| India | 1 231 | 2 | 1 005 | 224 | 1 155 | - | 963 | 192 |
| Viet Nam | 902 | - | 292 | 610 | 838 | - | 273 | 565 |
| Kuwait | 737 | - | 729 | 8 | 735 | - | 727 | 8 |
| Kazakhstan | 657 | - | 559 | 98 | 649 | - | 553 | 96 |
| Egypt | 431 | - | 396 | 35 | 405 | - | 377 | 28 |
| South Africa | 342 | - | 338 | 4 | 340 | - | 336 | 4 |
| Thailand | 321 | - | 237 | 84 | 317 | - | 233 | 84 |
| Indonesia | 297 | - | 289 | 8 | 296 | - | 289 | 7 |
| Uzbekistan | 267 | - | 261 | 6 | 227 | - | 220 | 7 |
| Lebanon | 249 | - | 239 | 10 | 247 | - | 237 | 10 |
| Kosovo | 182 | - | 176 | 6 | 145 | - | 139 | 6 |
| Cuba | 123 | - | 116 | 7 | 122 | - | 115 | 7 |
| Philippines | 100 | - | 72 | 28 | 98 | - | 70 | 28 |
| Kenya | 78 | - | 73 | 5 | 72 | - | 67 | 5 |
| Other nationalities | 1 349 | - | 885 | 464 | 1 143 | - | 758 | 385 |
| TOTAL | 29 815 | 10 | 26 799 | 3 006 | 28 248 | 0 | 25 606 | 2 642 |

Source: NVIS MFA SR

Number of national visas granted by Central Visa Authority of FPD in 2019

| Nationality | 2019 | |
|--------------------|----------------------------|------------------------|
| | National visa applications | Granted national visas |
| Afghanistan | 22 | 22 |
| United States, USA | 6 | 6 |
| Russian Federation | 5 | 5 |
| Nigeria | 4 | 4 |
| Ghana | 3 | 3 |
| Benin | 1 | 1 |
| Brazil | 1 | 1 |
| Canada | 1 | 1 |
| Cabo Verde | 1 | 1 |
| Kazakhstan | 1 | 1 |
| Niger | 1 | 1 |
| Serbia | 1 | 1 |
| Surinam | 1 | 1 |
| Venezuela | 1 | 1 |
| Zimbabwe | 1 | 1 |
| TOTAL | 50 | 50 |

Number of national visas granted by Central Visa Authority Department of FPD in 2018

| Nationality | 2018 | |
|--------------------|----------------------------|------------------------|
| | National visa applications | Granted national visas |
| United States, USA | 12 | 12 |
| Ghana | 4 | 4 |
| Nigeria | 4 | 4 |
| Canada | 1 | 1 |
| North Macedonia | 1 | 1 |
| Russian Federation | 1 | 1 |
| Serbia | 1 | 1 |
| Syria | 1 | 1 |
| TOTAL | 25 | 25 |

Note:

National visas are granted by Central Visa Authority Department of FPD from 01 May 2017 according to the Act on stay of foreigners: Art. 15/1/d).

Security checks related to visa applications requested by MFA SR in 2018 and 2019

| Month | 2018 | | | | 2019 | | | |
|--------------|---------------|---------------|--------------|----------|---------------|---------------|--------------|----------|
| | Total | CVAD opinion | | | Total | CVAD opinion | | |
| | | approving | disapproving | binding | | approving | disapproving | binding |
| January | 1 862 | 1 842 | 20 | - | 1 691 | 1 631 | 60 | - |
| February | 2 120 | 2 107 | 13 | - | 1 901 | 1 850 | 51 | - |
| March | 2 535 | 2 520 | 15 | - | 2 354 | 2 326 | 28 | - |
| April | 2 889 | 2 870 | 19 | - | 2 712 | 2 683 | 29 | - |
| May | 2 879 | 2 863 | 16 | - | 3 065 | 2 995 | 70 | - |
| June | 3 331 | 3 311 | 20 | - | 3 072 | 3 025 | 47 | - |
| July | 3 133 | 3 092 | 41 | - | 3 681 | 3 591 | 90 | - |
| August | 2 797 | 2 658 | 139 | - | 2 769 | 2 675 | 93 | 1 |
| September | 2 495 | 2 376 | 119 | - | 3 011 | 2 863 | 148 | - |
| October | 2 644 | 2 285 | 359 | - | 3 292 | 2 863 | 429 | - |
| November | 2 350 | 2 153 | 197 | - | 2 857 | 2 449 | 410 | 1 |
| December | 2 005 | 1 920 | 85 | - | 2 471 | 2 334 | 137 | - |
| TOTAL | 31 040 | 29 997 | 1 043 | 0 | 32 876 | 31 282 | 1 592 | 2 |

Security checks related to visa applications requested by embassies of other EU Member States in 2018 and 2019

| Month | 2018 | | | 2019 | | |
|--------------|------------------|------------------|--------------|------------------|------------------|--------------|
| | Total | CVAD opinion | | Total | CVAD opinion | |
| | | approving | disapproving | | approving | disapproving |
| January | 162 402 | 162 368 | 34 | 211 323 | 211 262 | 61 |
| February | 211 136 | 211 079 | 57 | 217 042 | 216 987 | 55 |
| March | 232 821 | 232 761 | 60 | 235 854 | 235 779 | 75 |
| April | 215 288 | 215 242 | 46 | 221 048 | 220 983 | 65 |
| May | 254 855 | 254 804 | 51 | 264 125 | 264 072 | 53 |
| June | 267 737 | 267 701 | 36 | 246 120 | 246 098 | 22 |
| July | 276 014 | 275 954 | 60 | 289 970 | 289 914 | 56 |
| August | 214 374 | 214 324 | 50 | 208 891 | 208 840 | 51 |
| September | 196 858 | 196 802 | 56 | 219 742 | 219 693 | 49 |
| October | 246 749 | 246 671 | 78 | 230 912 | 230 848 | 64 |
| November | 218 218 | 218 145 | 73 | 214 703 | 214 641 | 62 |
| December | 181 731 | 181 661 | 70 | 193 096 | 193 042 | 54 |
| TOTAL | 2 678 183 | 2 677 512 | 671 | 1 357 314 | 1 356 978 | 336 |

Disapproving opinion of Central Visa Authority Department of Bureau of Border and Foreigners Police to the visa application according to the hit in the Schengen Information System for the purpose of entry refusal by nationality of visa applicant in 2019

| Nationality | Total | Thereof: | |
|--------------------|------------|-----------|------------|
| | | MFA | VIS |
| Morocco | 208 | - | 208 |
| Algeria | 118 | - | 118 |
| Tunisia | 70 | - | 70 |
| Nigeria | 55 | 1 | 54 |
| Egypt | 45 | - | 45 |
| Pakistan | 32 | - | 32 |
| Iran | 18 | 2 | 16 |
| Iraq | 15 | - | 15 |
| Uzbekistan | 12 | - | 12 |
| Bangladesh | 9 | - | 9 |
| Tajikistan | 9 | - | 9 |
| Libya | 8 | - | 8 |
| Azerbaijan | 7 | - | 7 |
| Ethiopia | 7 | - | 7 |
| Syria | 6 | - | 6 |
| Viet Nam | 6 | 6 | - |
| China | 3 | 3 | - |
| Kenya | 3 | - | 3 |
| Kyrgyzstan | 3 | - | 3 |
| Turkey | 2 | 2 | - |
| Afghanistan | 1 | - | 1 |
| Belarus | 1 | 1 | - |
| India | 1 | 1 | - |
| Kazakhstan | 1 | 1 | - |
| Palestine | 1 | - | 1 |
| Russian Federation | 1 | - | 1 |
| TOTAL | 642 | 17 | 625 |

Note:

MFA – requests sent by embassies and general consulates of the SR

VIS – requests sent by other EU Member States

Number of security checks of invitations requested by Foreigners Police Units of the Police Force in 2018 and 2019

| Invitations | | 2018 | 2019 |
|--|---|--------------|--------------|
| Official | | 767 | 834 |
| Private | | 865 | 898 |
| Total number of security checks | | 1 632 | 1 732 |
| Thereof: | Total number of approved invitations | 1 523 | 1 585 |
| | Total number of disapproved invitations | 109 | 147 |

Number of security checks of invitations requested by Foreigners Police Units of the Police Force in 2019 - TOP 10 nationalities

| Nationality | Total | Invitations | |
|---------------------|--------------|-------------|------------|
| | | Official | Private |
| India | 405 | 367 | 38 |
| China | 189 | 130 | 59 |
| Viet Nam | 172 | 17 | 155 |
| Iran | 134 | 42 | 92 |
| Egypt | 99 | 57 | 42 |
| Russian Federation | 77 | 12 | 65 |
| Cuba | 60 | 14 | 46 |
| Thailand | 55 | 8 | 47 |
| Syria | 39 | 17 | 22 |
| Turkey | 38 | 7 | 31 |
| Other nationalities | 464 | 163 | 301 |
| TOTAL | 1 732 | 834 | 898 |

Negative statement of Central Visa Authority Department of Bureau of Border and Foreigners Police to the invitation letter according to hit in the Schengen Information System for the purpose of entry refusal by nationality and type of invitation in 2019

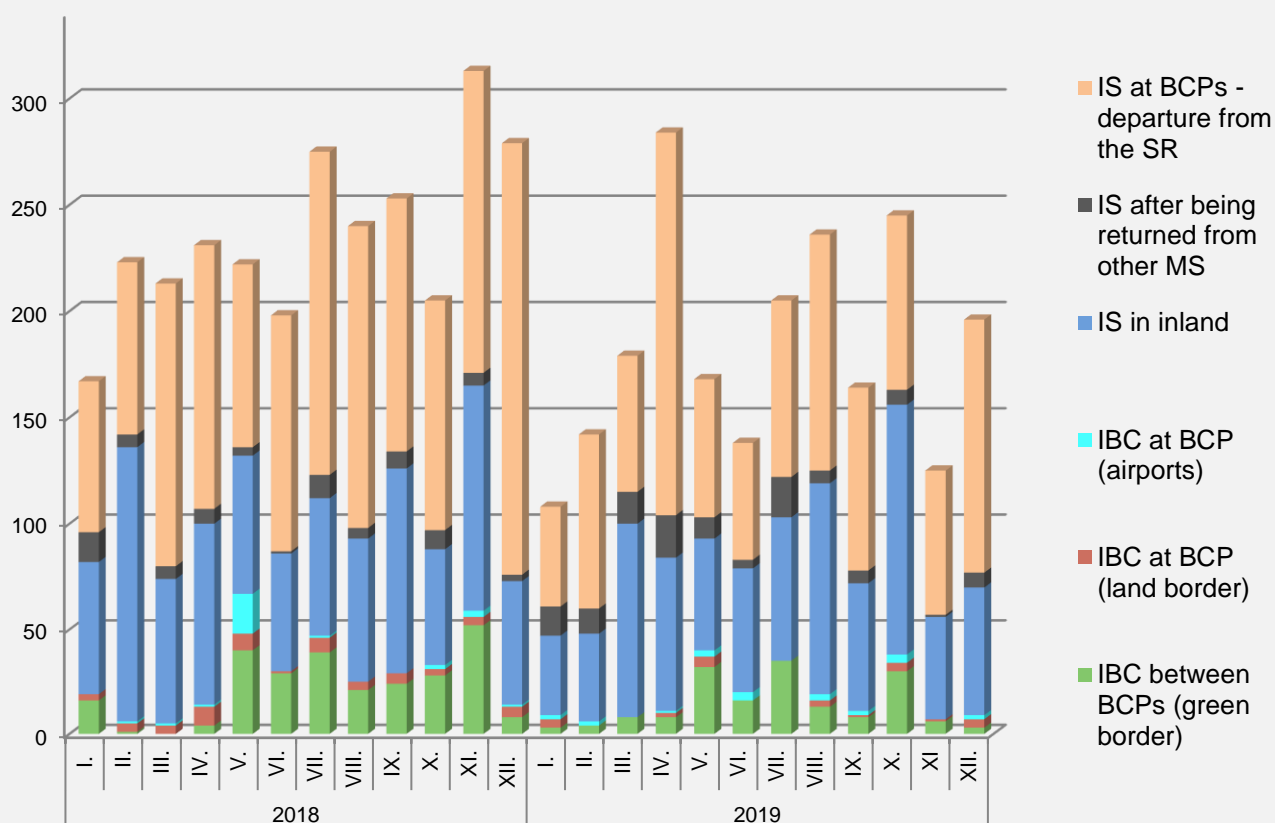
| Nationality | Total | Thereof negative statement of CVAD | |
|--------------|----------|------------------------------------|----------------------|
| | | Private invitations | Official invitations |
| Ukraine | 1 | 1 | - |
| TOTAL | 1 | 1 | 0 |

2 ILLEGAL MIGRATION

Overview of illegal migration on the territory of the SR in 2018 and 2019

| | | 2018 | | | 2019 | | |
|-------|-----------------------------------|-------|----------|---------|-------|----------|---------|
| | | Total | Thereof: | | Total | Thereof: | |
| | | | to SR | from SR | | to SR | from SR |
| IBC | External land border between BCPs | 262 | 256 | 6 | 166 | 158 | 8 |
| | External land border at BCPs | 57 | 56 | 1 | 24 | 24 | - |
| | External air border (at airports) | 29 | 25 | 4 | 23 | 16 | 7 |
| | TOTAL | 348 | 337 | 11 | 213 | 198 | 15 |
| IS | Inland | 917 | --- | --- | 814 | --- | --- |
| | At BCPs – departure from the SR | 1 472 | | | 1 042 | | |
| | Returned from other Member State | 80 | | | 121 | | |
| | TOTAL | 2 469 | | | 1 977 | | |
| TOTAL | | 2 817 | | | 2 190 | | |

Development of individual indicators of illegal migration on the territory of the SR within the period from January 2018 to December 2019 by individual month



Overview of illegal migration on the territory of the SR disaggregated by detection and processing by individual DBFP and other authorities in 2019

| | DETECTED | | | PROCESSED | | |
|------------------|--------------|------------|--------------|--------------|------------|--------------|
| | Total | IBC | IS | Total | IBC | IS |
| DBFP Bratislava | 454 | 16 | 438 | 601 | 19 | 582 |
| DBFP B. Bystrica | 50 | - | 50 | 123 | - | 123 |
| DBFP Prešov | 95 | 4 | 91 | 228 | 4 | 224 |
| DBFP Sobrance | 1 242 | 181 | 1 061 | 1 237 | 189 | 1 048 |
| Other authority* | 349 | 12 | 337 | 1 | 1 | - |
| TOTAL | 2 190 | 213 | 1 977 | 2 190 | 213 | 1 977 |

Overview of illegal migration on the territory of the SR disaggregated by detection and processing by individual DBFP and other authorities in 2018

| | DETECTED | | | PROCESSED | | |
|------------------|--------------|------------|--------------|--------------|------------|--------------|
| | Total | IBC | IS | Total | IBC | IS |
| DBFP Bratislava | 457 | 25 | 432 | 548 | 25 | 523 |
| DBFP B. Bystrica | 155 | - | 155 | 199 | - | 199 |
| DBFP Prešov | 149 | 4 | 145 | 274 | 5 | 269 |
| DBFP Sobrance | 1 800 | 318 | 1 482 | 1 796 | 318 | 1 478 |
| Other authority* | 256 | 1 | 255 | 0 | - | - |
| TOTAL | 2 817 | 348 | 2 469 | 2 817 | 348 | 2 469 |

* e. g. Customs Criminal Office, Patrol Police, Railway Police, authority of another country

Note:

„Authority of detection“ means unit that performed primordial check of a foreigner in the territory of SR, detected violation of the law and handed the case over to the competent unit of BBFP for further processing, respectively, the violation of the law was detected by another foreign authority.

Illegal migration on the territory of the SR in 2019 by nationality

| Nationality | Illegal migration in total | IBC | | | IS | | |
|------------------------|----------------------------|--------------|---------|----------|--------|-------------------------------|------------------------|
| | | Land border: | | airports | Inland | at BCPs departing from the SR | Returned from other MS |
| | | Between BCPs | At BCPs | | | | |
| Ukraine | 1 413 | 12 | 21 | 1 | 368 | 1 010 | 1 |
| Afghanistan | 140 | 15 | - | - | 99 | - | 26 |
| Serbia | 136 | 1 | - | 1 | 132 | - | 2 |
| Iran | 49 | - | - | 6 | 7 | - | 36 |
| Viet Nam | 39 | 32 | - | 1 | 5 | - | 1 |
| Moldova | 37 | 4 | - | - | 21 | 12 | - |
| Turkey | 33 | 18 | 2 | - | 10 | 1 | 2 |
| Bangladesh | 29 | 14 | - | - | 9 | - | 6 |
| Russian Federation | 28 | 9 | - | - | 9 | 6 | 4 |
| North Macedonia | 21 | - | - | - | 20 | - | 1 |
| Georgia | 20 | 1 | - | 1 | 18 | - | - |
| Sri Lanka | 20 | 20 | - | - | - | - | - |
| Armenia | 18 | - | - | 4 | - | - | 14 |
| Albania | 15 | - | - | 6 | 4 | 4 | 1 |
| Bosnia and Herzegovina | 13 | - | - | - | 13 | - | - |
| India | 13 | 7 | - | - | 3 | - | 3 |
| Yemen | 13 | 1 | - | 1 | - | - | 11 |
| Iraq | 12 | - | - | - | 6 | - | 6 |
| Syria | 12 | 2 | - | - | 8 | - | 2 |
| Pakistan | 10 | 2 | - | - | 8 | - | - |
| Morocco | 9 | 1 | - | 1 | 7 | - | - |
| Somalia | 8 | 8 | - | - | - | - | - |
| Nigeria | 7 | - | - | - | 7 | - | - |
| Israel | 6 | - | - | - | 5 | 1 | - |
| Czech Republic | 5 | 4 | - | - | 1 | - | - |
| Korea | 5 | - | - | - | 5 | - | - |
| Brazil | 4 | - | - | - | 4 | - | - |
| China | 4 | - | - | - | 2 | 1 | 1 |
| Myanmar | 4 | - | - | - | 4 | - | - |
| Nepal | 4 | - | - | - | 4 | - | - |
| Tunisia | 4 | 1 | - | - | 3 | - | - |
| Algeria | 3 | - | - | - | 3 | - | - |
| Azerbaijan | 3 | 3 | - | - | - | - | - |
| Palestine | 3 | 2 | 1 | - | - | - | - |
| Uzbekistan | 3 | 3 | - | - | - | - | - |
| Stateless | 2 | - | - | - | 1 | 1 | - |
| Belarus | 2 | 1 | - | - | - | 1 | - |
| Eritrea | 2 | - | - | - | - | - | 2 |
| Philippines | 2 | - | - | - | 1 | 1 | - |
| South Africa | 2 | - | - | - | 2 | - | - |
| Colombia | 2 | - | - | - | - | 2 | - |
| Romania | 2 | 1 | - | - | 1 | - | - |
| United States, USA | 2 | - | - | - | 2 | - | - |
| Sudan | 2 | 1 | - | - | - | - | 1 |
| Tajikistan | 2 | 1 | - | - | 1 | - | - |
| Thailand | 2 | - | - | - | 2 | - | - |
| Montenegro | 1 | - | - | - | 1 | - | - |
| Chile | 1 | - | - | - | 1 | - | - |



continues on the next page



continues from the previous page (year 2019)

| Nationality | Illegal migration in total | IBC | | | IS | | |
|---------------------------------------|----------------------------|--------------|-----------|-----------|------------|-------------------------------|------------------------|
| | | Land border: | | airports | inland | at BCPs departing from the SR | Returned from other MS |
| | | Between BCPs | At BCPs | | | | |
| Egypt | 1 | - | - | 1 | - | - | - |
| France | 1 | 1 | - | - | - | - | - |
| Gambia | 1 | - | - | - | - | 1 | - |
| Ghana | 1 | - | - | - | 1 | - | - |
| The Netherlands | 1 | - | - | - | 1 | - | - |
| Hong Kong | 1 | - | - | - | - | 1 | - |
| Indonesia | 1 | - | - | - | 1 | - | - |
| Jordan | 1 | - | - | - | 1 | - | - |
| Cameroon | 1 | - | - | - | 1 | - | - |
| Canada | 1 | - | - | - | 1 | - | - |
| Kazakhstan | 1 | - | - | - | 1 | - | - |
| Kenya | 1 | - | - | - | 1 | - | - |
| People's Democratic Republic of Korea | 1 | 1 | - | - | - | - | - |
| Kuwait | 1 | - | - | - | 1 | - | - |
| Hungary | 1 | - | - | - | 1 | - | - |
| Mexico | 1 | - | - | - | 1 | - | - |
| Mongolia | 1 | - | - | - | - | - | 1 |
| Germany | 1 | - | - | - | 1 | - | - |
| Unknown nationality | 1 | - | - | - | 1 | - | - |
| Kosovo | 1 | - | - | - | 1 | - | - |
| Poland | 1 | - | - | - | 1 | - | - |
| Saint Kitts and Nevis | 1 | - | - | - | 1 | - | - |
| Turkmenistan | 1 | - | - | - | 1 | - | - |
| TOTAL | 2 190 | 166 | 24 | 23 | 814 | 1 042 | 121 |

Illegal migration on the territory of the SR in 2018 by nationality

| Nationality | Illegal migration in total | IBC | | | IS | | |
|------------------------|----------------------------|--------------|---------|----------|--------|-------------------------------|------------------------|
| | | Land border: | | airports | inland | at BCPs departing from the SR | Returned from other MS |
| | | Between BCPs | At BCPs | | | | |
| Ukraine | 1 931 | 14 | 43 | 3 | 431 | 1 439 | 1 |
| Serbia | 207 | - | - | - | 204 | 3 | - |
| Viet Nam | 201 | 168 | - | - | 31 | - | 2 |
| Moldova | 66 | 3 | - | - | 44 | 19 | - |
| Afghanistan | 57 | 8 | - | - | 30 | - | 19 |
| Turkey | 37 | 19 | 8 | - | 8 | - | 2 |
| Russian Federation | 25 | 3 | - | 1 | 14 | 5 | 2 |
| Iraq | 24 | 10 | - | - | 7 | - | 7 |
| North Macedonia | 23 | - | - | - | 23 | - | - |
| Azerbaijan | 19 | 3 | - | - | - | - | 16 |
| Iran | 19 | 2 | - | 2 | 8 | - | 7 |
| Yemen | 19 | - | - | 19 | - | - | - |
| Pakistan | 17 | 4 | - | - | 9 | - | 4 |
| Bosnia and Herzegovina | 13 | - | - | - | 13 | - | - |
| Georgia | 11 | 1 | - | 1 | 4 | 1 | 4 |
| Syria | 11 | 3 | - | - | 2 | - | 6 |
| China | 10 | - | - | - | 6 | - | 4 |
| Albania | 9 | - | - | 3 | 3 | - | 3 |
| India | 9 | 4 | - | - | 5 | - | - |
| Hungary | 7 | - | - | - | 7 | - | - |
| Belarus | 6 | 2 | - | - | 3 | 1 | - |
| Egypt | 6 | 2 | - | - | 2 | 1 | 1 |
| Israel | 6 | - | - | - | 6 | - | - |
| Nigeria | 6 | - | - | - | 6 | - | - |
| Bangladesh | 5 | 4 | - | - | 1 | - | - |
| Sudan | 5 | 1 | - | - | 4 | - | - |
| Armenia | 4 | 1 | - | - | 1 | 1 | 1 |
| Philippines | 4 | - | - | - | 4 | - | - |
| Cameroon | 4 | - | - | - | 4 | - | - |
| Montenegro | 3 | - | - | - | 3 | - | - |
| Canada | 3 | - | - | - | 3 | - | - |
| Korea | 3 | - | - | - | 3 | - | - |
| Cuba | 3 | - | 3 | - | - | - | - |
| Morocco | 3 | 3 | - | - | - | - | - |
| Palestine | 3 | - | - | - | 3 | - | - |
| Algeria | 2 | - | - | - | 1 | 1 | - |
| Benin | 2 | - | - | - | 2 | - | - |
| Czech Republic | 2 | 1 | - | - | 1 | - | - |
| Dominican Republic | 2 | - | 2 | - | - | - | - |
| Kenya | 2 | - | - | - | 2 | - | - |
| Lebanon | 2 | - | - | - | 2 | - | - |
| Austria | 2 | 2 | - | - | - | - | - |
| Tunisia | 2 | - | - | - | 2 | - | - |



continues on the next page



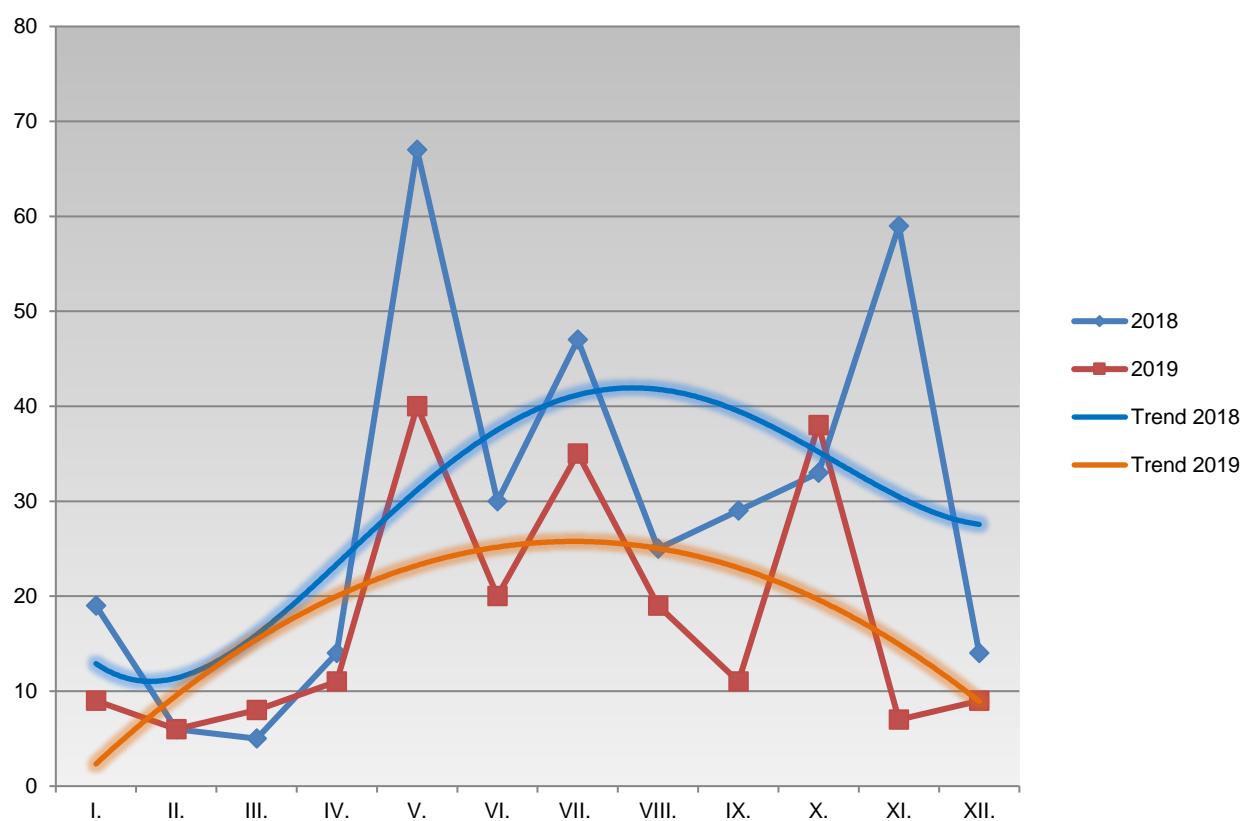
continues from the previous page (year 2018)

| Nationality | Illegal migration in total | IBC | | | IS | | |
|--------------------|----------------------------|--------------|-----------|-----------|------------|---------------------------------|------------------------|
| | | Land border: | | airports | Inland | at BCPs - departing from the SR | Returned from other MS |
| | | Between BCPs | At BCPs | | | | |
| Australia | 1 | - | - | - | 1 | - | - |
| Stateless | 1 | 1 | - | - | - | - | - |
| Dominica | 1 | - | - | - | 1 | - | - |
| Guinea | 1 | - | - | - | 1 | - | - |
| Jordan | 1 | - | - | - | - | - | 1 |
| South Africa | 1 | - | - | - | 1 | - | - |
| Kyrgyzstan | 1 | 1 | - | - | - | - | - |
| Colombia | 1 | - | - | - | 1 | - | - |
| Congo | 1 | - | 1 | - | - | - | - |
| Kuwait | 1 | - | - | - | 1 | - | - |
| Latvia | 1 | - | - | - | 1 | - | - |
| Malaysia | 1 | - | - | - | 1 | - | - |
| Mexico | 1 | - | - | - | 1 | - | - |
| Mongolia | 1 | - | - | - | 1 | - | - |
| Kosovo | 1 | - | - | - | 1 | - | - |
| Romania | 1 | - | - | - | 1 | - | - |
| Somalia | 1 | - | - | - | 1 | - | - |
| United States, USA | 1 | - | - | - | 1 | - | - |
| Sri Lanka | 1 | 1 | - | - | - | - | - |
| Tajikistan | 1 | - | - | - | - | 1 | - |
| Thailand | 1 | - | - | - | 1 | - | - |
| Uzbekistan | 1 | 1 | - | - | - | - | - |
| TOTAL | 2 817 | 262 | 57 | 29 | 917 | 1 472 | 80 |

2.1 Illegal Crossings of State Border of the Slovak Republic

Overview of IBC by individual months in 2018 and 2019

| | Total | I. | II. | III. | IV. | V. | VI. | VII. | VIII. | IX. | X. | XI. | XII. |
|-------------|------------|----|-----|------|-----|----|-----|------|-------|-----|----|-----|------|
| 2018 | 348 | 19 | 6 | 5 | 14 | 67 | 30 | 47 | 25 | 29 | 33 | 59 | 14 |
| 2019 | 213 | 9 | 6 | 8 | 11 | 40 | 20 | 38 | 19 | 11 | 38 | 7 | 9 |



IBC in 2019 disaggregated by place and direction of crossing

| Nationality | IBC | | | Thereof: | | | | | |
|-----------------------------|------------|------------|-----------|--------------------------|----------|---------------------|----------|---------------------------------|----------|
| | | | | Land border between BCPs | | Land border at BCPs | | Airports (non-Schengen flights) | |
| | Total | Thereof: | | to SR | fromSR | to SR | fromSR | to SR | fromSR |
| Ukraine | 34 | 34 | - | 12 | - | 21 | - | 1 | - |
| Viet Nam | 33 | 33 | - | 32 | - | - | - | 1 | - |
| Sri Lanka | 20 | 20 | - | 20 | - | - | - | - | - |
| Turkey | 20 | 20 | - | 18 | - | 2 | - | - | - |
| Afghanistan | 15 | 15 | - | 15 | - | - | - | - | - |
| Bangladesh | 14 | 14 | - | 14 | - | - | - | - | - |
| Russian Federation | 9 | 9 | - | 9 | - | - | - | - | - |
| Somalia | 8 | 8 | - | 8 | - | - | - | - | - |
| India | 7 | 7 | - | 7 | - | - | - | - | - |
| Albania | 6 | - | 6 | - | - | - | - | - | 6 |
| Iran | 6 | 6 | - | - | - | - | - | 6 | - |
| Armenia | 4 | 4 | - | - | - | - | - | 4 | - |
| Czech Republic | 4 | - | 4 | - | 4 | - | - | - | - |
| Moldova | 4 | 3 | 1 | 3 | 1 | - | - | - | - |
| Azerbaijan | 3 | 3 | - | 3 | - | - | - | - | - |
| Palestine | 3 | 3 | - | 2 | - | 1 | - | - | - |
| Uzbekistan | 3 | 3 | - | 3 | - | - | - | - | - |
| Georgia | 2 | 1 | 1 | 1 | - | - | - | - | 1 |
| Yemen | 2 | 2 | - | 1 | - | - | - | 1 | - |
| Morocco | 2 | 2 | - | 1 | - | - | - | 1 | - |
| Pakistan | 2 | 2 | - | 2 | - | - | - | - | - |
| Serbia | 2 | 2 | - | 1 | - | - | - | 1 | - |
| Syria | 2 | 2 | - | 2 | - | - | - | - | - |
| Belarus | 1 | 1 | - | 1 | - | - | - | - | - |
| Egypt | 1 | 1 | - | - | - | - | - | 1 | - |
| France | 1 | - | 1 | - | 1 | - | - | - | - |
| People's Dem. Rep. of Korea | 1 | - | 1 | - | 1 | - | - | - | - |
| Romania | 1 | - | 1 | - | 1 | - | - | - | - |
| Sudan | 1 | 1 | - | 1 | - | - | - | - | - |
| Tajikistan | 1 | 1 | - | 1 | - | - | - | - | - |
| Tunisia | 1 | 1 | - | 1 | - | - | - | - | - |
| TOTAL | 213 | 198 | 15 | 158 | 8 | 24 | 0 | 16 | 7 |

IBC in 2018 disaggregated by place and direction of crossing

| Nationality | IBC | | | Thereof: | | | | | |
|--------------------|------------|------------|-----------|--------------------------|----------|---------------------|----------|---------------------------------|----------|
| | | | | Land border between BCPs | | Land border at BCPs | | Airports (non-Schengen flights) | |
| | Total | Thereof: | | to SR | from SR | to SR | from SR | to SR | From SR |
| Viet Nam | 168 | 168 | - | 168 | - | - | - | - | - |
| Ukraine | 60 | 55 | 5 | 12 | 2 | 42 | 1 | 1 | 2 |
| Turkey | 27 | 27 | - | 19 | - | 8 | - | - | - |
| Yemen | 19 | 19 | - | - | - | - | - | 19 | - |
| Iraq | 10 | 10 | - | 10 | - | - | - | - | - |
| Afghanistan | 8 | 8 | - | 8 | - | - | - | - | - |
| Bangladesh | 4 | 4 | - | 4 | - | - | - | - | - |
| India | 4 | 4 | - | 4 | - | - | - | - | - |
| Iran | 4 | 4 | - | 2 | - | - | - | 2 | - |
| Pakistan | 4 | 4 | - | 4 | - | - | - | - | - |
| Russian Federation | 4 | 4 | - | 3 | - | - | - | 1 | - |
| Albania | 3 | 1 | 2 | - | - | - | - | 1 | 2 |
| Azerbaijan | 3 | 3 | - | 3 | - | - | - | - | - |
| Cuba | 3 | 3 | - | - | - | 3 | - | - | - |
| Morocco | 3 | 3 | - | 3 | - | - | - | - | - |
| Moldova | 3 | 2 | 1 | 2 | 1 | - | - | - | - |
| Syria | 3 | 3 | - | 3 | - | - | - | - | - |
| Belarus | 2 | 2 | - | 2 | - | - | - | - | - |
| Dominican Republic | 2 | 2 | - | - | - | 2 | - | - | - |
| Egypt | 2 | 2 | - | 2 | - | - | - | - | - |
| Georgia | 2 | 2 | - | 1 | - | - | - | 1 | - |
| Austria | 2 | - | 2 | - | 2 | - | - | - | - |
| Armenia | 1 | 1 | - | 1 | - | - | - | - | - |
| Stateless | 1 | 1 | - | 1 | - | - | - | - | - |
| Czech Republic | 1 | - | 1 | - | 1 | - | - | - | - |
| Kyrgyzstan | 1 | 1 | - | 1 | - | - | - | - | - |
| Congo | 1 | 1 | - | - | - | 1 | - | - | - |
| Sri Lanka | 1 | 1 | - | 1 | - | - | - | - | - |
| Sudan | 1 | 1 | - | 1 | - | - | - | - | - |
| Uzbekistan | 1 | 1 | - | 1 | - | - | - | - | - |
| TOTAL | 348 | 337 | 11 | 256 | 6 | 56 | 1 | 25 | 4 |

IBC in 2019 disaggregated by place and modus operandi of crossing

| | | | Number of migrants |
|---|--------------|---|--------------------|
| LAND BORDER | Between BCPs | on foot without own travel document | 12 |
| | | on foot with own travel document | 35 |
| | | illegal entry into the Slovak Republic by air transport - without own travel document | 1 |
| | | riding bicycle without a travel document | 1 |
| | | Total | 166 |
| | At BCPs | counterfeit/forged travel document | 1 |
| | | counterfeit/forged visa, residence permit | 3 |
| | | person attempting to avoid border check | - |
| | | violent crossing of BCP | 1 |
| | | person on whom an alert has been issued in national registry for purposes of entry refusal | 19 |
| | | asylum applicant at the BCP entering the territory of the SR with own genuine travel document | - |
| | | Total | 24 |
| | AIRPORTS | travel document of other person (impostor) / fraudulently obtained document | 3 |
| counterfeit/forged travel document | | 12 | |
| counterfeit/forged visa, residence permit | | 7 | |
| asylum applicant at the BCP entering the territory of the SR with own genuine travel document | | 1 | |
| avoiding border control | | - | |
| Total | | 23 | |
| TOTAL | | | 213 |

IBC in 2018 disaggregated by place and modus operandi of crossing

| | | | Number of migrants |
|---|--------------|---|--------------------|
| LAND BORDER | Between BCPs | on foot without own travel document | 230 |
| | | on foot with own travel document | 27 |
| | | illegal entry into the Slovak Republic by air transport - without own travel document | 2 |
| | | unintentional border crossing with own travel document | 3 |
| | | Total | 262 |
| | At BCPs | counterfeit/forged travel document | 11 |
| | | counterfeit/forged visa, residence permit | 12 |
| | | person attempting to avoid border check | - |
| | | person on whom an alert has been issued in national registry for purposes of entry refusal | 34 |
| | | asylum applicant at the BCP entering the territory of the SR with own genuine travel document | - |
| | | Total | 57 |
| | AIRPORTS | travel document of other person (impostor) / fraudulently obtained document | 3 |
| | | counterfeit/forged travel document | 1 |
| counterfeit/forged visa, residence permit | | 1 | |
| person for whom an alert has been issued in national registry for the purposes of entry refusal | | 1 | |
| asylum applicant at the BCP entering the territory of the SR with own genuine travel document | | 23 | |
| avoiding border control | | - | |
| Total | | 29 | |
| TOTAL | | | 348 |

IBC at land border between BCPs in 2019 disaggregated by processing authority

| Nationality | Total | BCU PF | | | | | | | | | |
|-----------------------------|------------|-----------|----------|-----------|-----------|-----------|-----------|---------------|-------------------|----------------|------------------|
| | | Zboj | Topoľa | Ulič | Ubl'a | Podhorod' | Petrovce | Vyšné Nemecké | Maťovské Vojkovce | Veľké Slemence | Čierna nad Tisou |
| Viet Nam | 32 | 9 | - | - | 8 | 8 | 3 | 4 | - | - | - |
| Sri Lanka | 20 | 2 | - | 3 | 7 | 8 | - | - | - | - | - |
| Turkey | 18 | - | - | 2 | - | - | 2 | 11 | 1 | 2 | - |
| Afghanistan | 15 | 2 | - | - | - | - | 11 | 2 | - | - | - |
| Bangladesh | 14 | 6 | - | - | 8 | - | - | - | - | - | - |
| Ukraine | 12 | 1 | - | 2 | 3 | - | 1 | 3 | - | - | 2 |
| Russian Federation | 9 | - | - | 1 | - | 1 | 5 | 2 | - | - | - |
| Somalia | 8 | - | - | - | 2 | 6 | - | - | - | - | - |
| India | 7 | 4 | - | - | - | 1 | - | - | - | - | 2 |
| Czech Republic | 4 | - | - | - | - | - | - | 4 | - | - | - |
| Moldova | 4 | - | - | - | - | - | 3 | 1 | - | - | - |
| Azerbaijan | 3 | - | - | - | - | - | 2 | - | - | - | 1 |
| Uzbekistan | 3 | 3 | - | - | - | - | - | - | - | - | - |
| Pakistan | 2 | - | - | - | - | - | - | 2 | - | - | - |
| Palestine | 2 | - | - | - | 2 | - | - | - | - | - | - |
| Syria | 2 | - | - | - | - | - | - | 1 | 1 | - | - |
| Belarus | 1 | - | - | - | 1 | - | - | - | - | - | - |
| France | 1 | - | - | - | - | - | - | - | - | - | 1 |
| Georgia | 1 | - | - | - | - | - | 1 | - | - | - | - |
| Yemen | 1 | - | - | - | - | - | - | 1 | - | - | - |
| People's Dem. Rep. of Korea | 1 | - | - | - | - | - | - | 1 | - | - | - |
| Morocco | 1 | - | - | - | - | - | - | 1 | - | - | - |
| Romania | 1 | - | - | - | 1 | - | - | - | - | - | - |
| Serbia | 1 | - | - | - | - | - | - | 1 | - | - | - |
| Sudan | 1 | - | - | 1 | - | - | - | - | - | - | - |
| Tajikistan | 1 | - | - | 1 | - | - | - | - | - | - | - |
| Tunisia | 1 | - | - | - | - | - | - | 1 | - | - | - |
| TOTAL | 166 | 27 | 0 | 10 | 32 | 24 | 28 | 35 | 2 | 2 | 6 |

IBC at land border between BCPs in 2018 disaggregated by processing authority

| Nationality | Total | BCU PF | | | | | | | | | | FPU PF Michalovce |
|-----------------------|------------|-----------|----------|-----------|-----------|------------|-----------|------------------|----------------------|-------------------|------------------------|----------------------|
| | | Zboj | Topoľa | Ulič | Ubl'a | Podhorod' | Petrovce | Vyšné Nemecké | Maťovské Vojkovce | Veľké Slemence | Čierna nad Tisou | |
| Viet Nam | 168 | 16 | - | 6 | - | 98 | 26 | 3 | 19 | - | - | - |
| Turkey | 19 | 1 | - | - | - | - | - | 11 | 4 | 2 | - | 1 |
| Ukraine | 14 | - | - | 4 | 2 | - | 1 | - | 7 | - | - | - |
| Iraq | 10 | - | - | - | - | - | - | 8 | 2 | - | - | - |
| Afghanistan | 8 | - | - | - | 4 | - | 2 | - | 2 | - | - | - |
| Bangladesh | 4 | - | - | 4 | - | - | - | - | - | - | - | - |
| India | 4 | - | - | - | - | 4 | - | - | - | - | - | - |
| Pakistan | 4 | - | - | - | - | - | 2 | - | 2 | - | - | - |
| Azerbaijan | 3 | - | - | 1 | - | - | 2 | - | - | - | - | - |
| Morocco | 3 | - | - | - | - | - | 2 | 1 | - | - | - | - |
| Moldova | 3 | - | - | - | 1 | - | - | 2 | - | - | - | - |
| Russian Federation | 3 | - | - | - | 2 | - | 1 | - | - | - | - | - |
| Syria | 3 | - | - | - | - | - | 2 | 1 | - | - | - | - |
| Belarus | 2 | - | - | - | - | - | - | - | 2 | - | - | - |
| Egypt | 2 | - | - | - | - | - | 1 | - | - | - | 1 | - |
| Iran | 2 | - | - | - | - | - | - | 2 | - | - | - | - |
| Austria | 2 | - | - | 2 | - | - | - | - | - | - | - | - |
| Armenia | 1 | - | - | - | - | - | - | 1 | - | - | - | - |
| Stateless | 1 | - | - | - | 1 | - | - | - | - | - | - | - |
| Czech Republic | 1 | - | - | - | - | - | - | - | - | - | 1 | - |
| Georgia | 1 | - | - | - | - | - | - | - | 1 | - | - | - |
| Kyrgyzstan | 1 | - | - | - | 1 | - | - | - | - | - | - | - |
| Sri Lanka | 1 | - | - | - | - | - | - | 1 | - | - | - | - |
| Sudan | 1 | - | - | - | - | - | - | 1 | - | - | - | - |
| Uzbekistan | 1 | - | - | - | - | - | - | - | - | 1 | - | - |
| TOTAL | 262 | 17 | 0 | 17 | 11 | 102 | 39 | 31 | 39 | 3 | 2 | 1 |

IBC at BCPs in 2019 disaggregated by individual authorities

| Nationality | Total | NUCIM | BCU PF | | | | | | | | |
|--------------|-----------|----------|----------|---------------|-------------------|----------------|------------------|--------------------|----------------|----------------|----------------|
| | | | Ubl'a | Vyšné Nemecké | Maťovské Vojkovce | Veľké Slemence | Čierna nad Tisou | airport Bratislava | airport Poprad | airport Košice | small airports |
| Ukraine | 22 | 1 | 6 | 12 | - | 2 | - | 1 | - | - | - |
| Albania | 6 | - | - | - | - | - | - | 6 | - | - | - |
| Iran | 6 | - | - | - | - | - | - | 3 | - | 3 | - |
| Armenia | 4 | - | - | - | - | - | - | 4 | - | - | - |
| Turkey | 2 | - | - | 2 | - | - | - | - | - | - | - |
| Egypt | 1 | - | - | - | - | - | - | 1 | - | - | - |
| Georgia | 1 | - | - | - | - | - | - | 1 | - | - | - |
| Yemen | 1 | - | - | - | - | - | - | 1 | - | - | - |
| Morocco | 1 | - | - | - | - | - | - | - | - | 1 | - |
| Palestine | 1 | - | - | 1 | - | - | - | - | - | - | - |
| Serbia | 1 | - | - | - | - | - | - | 1 | - | - | - |
| Viet Nam | 1 | - | - | - | - | - | - | 1 | - | - | - |
| TOTAL | 47 | 1 | 6 | 15 | 0 | 2 | 0 | 19 | 0 | 4 | 0 |

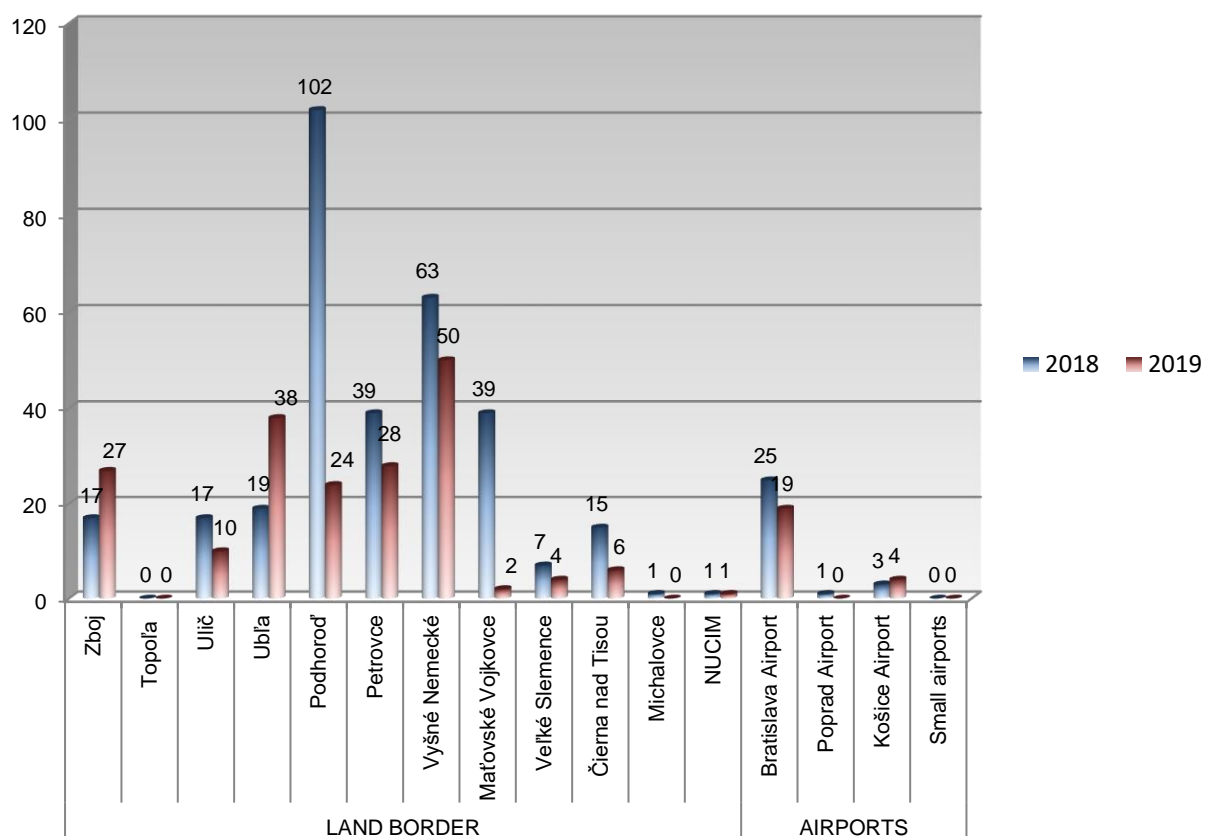
IBC at BCPs in 2018 disaggregated by individual BCU PF

| Nationality | Total | BCU PF | | | | | | | | |
|--------------------|-------|--------|---------------|-------------------|----------------|------------------|--------------------|----------------|----------------|----------------|
| | | Ubl'a | Vyšné Nemecké | Maťovské Vojkovce | Veľké Slemence | Čierna nad Tisou | airport Bratislava | airport Poprad | airport Košice | small airports |
| Ukraine | 46 | 8 | 30 | - | 4 | 1 | 1 | 1 | 1 | - |
| Yemen | 19 | - | - | - | - | - | 19 | - | - | - |
| Turkey | 8 | - | 2 | - | - | 6 | - | - | - | - |
| Albania | 3 | - | - | - | - | - | 3 | - | - | - |
| Cuba | 3 | - | - | - | - | 3 | - | - | - | - |
| Dominican Republic | 2 | - | - | - | - | 2 | - | - | - | - |
| Iran | 2 | - | - | - | - | - | - | - | 2 | - |
| Georgia | 1 | - | - | - | - | - | 1 | - | - | - |
| Congo | 1 | - | - | - | - | 1 | - | - | - | - |
| Russian Federation | 1 | - | - | - | - | - | 1 | - | - | - |
| TOTAL | 86 | 8 | 32 | 0 | 4 | 13 | 25 | 1 | 3 | 0 |

Overview of IBC by processing of cases by individual units in 2018 and 2019

| Units | 2018 | 2019 |
|-------------------------------------|------------|------------|
| BCU PF Zboj | 17 | 27 |
| BCU PF Topoľa | - | - |
| BCU PF Ulič | 17 | 10 |
| BCU PF Ubl'a | 19 | 38 |
| BCU PF Podhorod' | 102 | 24 |
| BCU PF Petrovce | 39 | 28 |
| BCU PF Vyšné Nemecké | 63 | 50 |
| BCU PF Maťovské Vojkovce | 39 | 2 |
| BCU PF Veľké Slemence | 7 | 4 |
| BCU PF Čierna nad Tisou | 15 | 6 |
| FPU PF Michalovce | 1 | - |
| NUCIM | 1 | 1 |
| BCU PF Bratislava Ružinov – airport | 25 | 19 |
| BCU PF Poprad – airport | 1 | - |
| BCU PF Košice – airport | 3 | 4 |
| small airports | - | - |
| TOTAL | 348 | 213 |

Overview of IBC by processing of cases by individual units in 2018 a 2019



IBC in 2019 disaggregated by nationality, sex and age

| Nationality | IBC in total | Total | MALE | | | | Total | FEMALE | | | |
|-----------------------------|--------------|------------|----------|----------|------------|-----------|-----------|----------|----------|-----------|----------|
| | | | 0-13 | 14-17 | 18-34 | 35+ | | 0-13 | 14-17 | 18-34 | 35+ |
| Ukraine | 34 | 29 | - | - | 23 | 6 | 5 | - | - | 1 | 4 |
| Viet Nam | 33 | 27 | 1 | 1 | 21 | 4 | 6 | - | - | 5 | 1 |
| Sri Lanka | 20 | 20 | - | - | 16 | 4 | - | - | - | - | - |
| Turkey | 20 | 19 | - | - | 11 | 8 | 1 | - | - | 1 | - |
| Afghanistan | 15 | 9 | - | - | 6 | 3 | 6 | 1 | - | 4 | 1 |
| Bangladesh | 14 | 14 | - | - | 11 | 3 | - | - | - | - | - |
| Russian Federation | 9 | 6 | - | - | 4 | 2 | 3 | 2 | - | 1 | - |
| Somalia | 8 | 6 | - | - | 6 | - | 2 | - | - | 2 | - |
| India | 7 | 7 | - | - | 6 | 1 | - | - | - | - | - |
| Albania | 6 | 6 | - | - | 6 | - | - | - | - | - | - |
| Iran | 6 | 5 | - | - | 4 | 1 | 1 | - | - | - | 1 |
| Armenia | 4 | 2 | - | - | 1 | 1 | 2 | - | - | - | 2 |
| Czech Republic | 4 | 2 | - | - | 2 | - | 2 | - | - | 2 | - |
| Moldova | 4 | 4 | - | - | 3 | 1 | - | - | - | - | - |
| Azerbaijan | 3 | 3 | - | - | - | 3 | - | - | - | - | - |
| Palestine | 3 | 2 | - | - | 2 | - | 1 | - | - | 1 | - |
| Uzbekistan | 3 | 3 | - | - | 2 | 1 | - | - | - | - | - |
| Georgia | 2 | 2 | - | - | 2 | - | - | - | - | - | - |
| Yemen | 2 | 2 | - | - | 2 | - | - | - | - | - | - |
| Morocco | 2 | 1 | - | - | 1 | - | 1 | - | - | 1 | - |
| Pakistan | 2 | 2 | - | - | 2 | - | - | - | - | - | - |
| Serbia | 2 | 2 | - | - | - | 2 | - | - | - | - | - |
| Syria | 2 | 2 | - | 1 | 1 | - | - | - | - | - | - |
| Belarus | 1 | 1 | - | - | 1 | - | - | - | - | - | - |
| Egypt | 1 | 1 | - | - | 1 | - | - | - | - | - | - |
| France | 1 | 1 | - | - | 1 | - | - | - | - | - | - |
| People's Dem. Rep. of Korea | 1 | 1 | - | - | - | 1 | - | - | - | - | - |
| Romania | 1 | 1 | - | - | - | 1 | - | - | - | - | - |
| Sudan | 1 | 1 | - | - | 1 | - | - | - | - | - | - |
| Tajikistan | 1 | 1 | - | - | 1 | - | - | - | - | - | - |
| Tunisia | 1 | 1 | - | - | 1 | - | - | - | - | - | - |
| TOTAL | 213 | 183 | 1 | 2 | 138 | 42 | 30 | 3 | 0 | 18 | 9 |

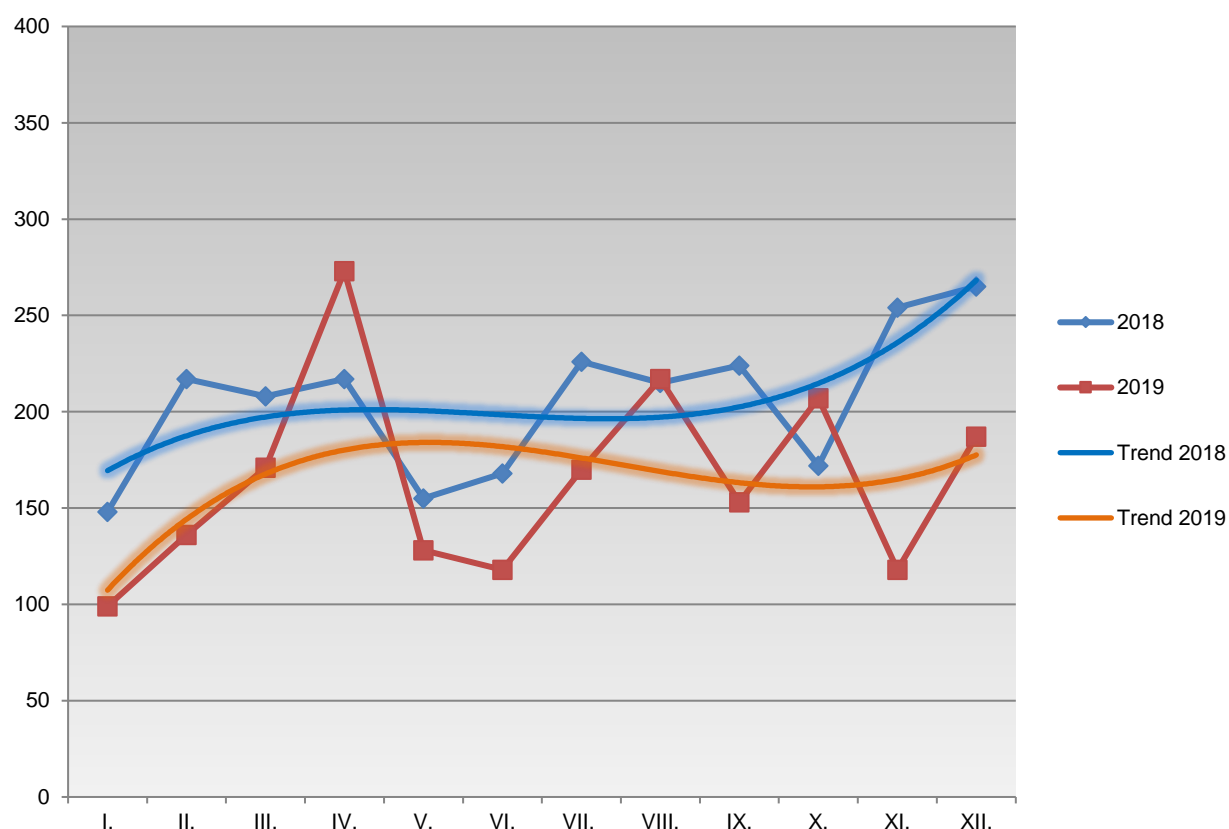
IBC in 2018 disaggregated by nationality, sex and age

| Nationality | IBC in total | Total | MALE | | | | Total | FEMALE | | | |
|--------------------|--------------|------------|----------|----------|------------|-----------|-----------|----------|----------|-----------|-----------|
| | | | 0-13 | 14-17 | 18-34 | 35+ | | 0-13 | 14-17 | 18-34 | 35+ |
| Viet Nam | 168 | 126 | - | - | 108 | 18 | 42 | - | - | 38 | 4 |
| Ukraine | 60 | 54 | - | - | 31 | 23 | 6 | - | - | - | 6 |
| Turkey | 27 | 25 | - | 1 | 17 | 7 | 2 | - | - | 2 | - |
| Yemen | 19 | 10 | 3 | 2 | 2 | 3 | 9 | 4 | 1 | 1 | 3 |
| Iraq | 10 | 8 | - | - | 2 | 6 | 2 | - | - | 1 | 1 |
| Afghanistan | 8 | 8 | - | - | 8 | - | - | - | - | - | - |
| Bangladesh | 4 | 4 | - | - | 3 | 1 | - | - | - | - | - |
| India | 4 | 4 | - | - | 4 | - | - | - | - | - | - |
| Iran | 4 | 2 | - | - | 2 | - | 2 | - | - | 1 | 1 |
| Pakistan | 4 | 4 | - | - | 4 | - | - | - | - | - | - |
| Russian Federation | 4 | 4 | - | - | 2 | 2 | - | - | - | - | - |
| Albania | 3 | 2 | - | - | 2 | - | 1 | - | 1 | - | - |
| Azerbaijan | 3 | 3 | - | - | 2 | 1 | - | - | - | - | - |
| Cuba | 3 | 2 | - | - | 2 | - | 1 | - | - | 1 | - |
| Morocco | 3 | 3 | - | - | 3 | - | - | - | - | - | - |
| Moldova | 3 | 3 | - | - | 2 | 1 | - | - | - | - | - |
| Syria | 3 | 3 | - | - | 3 | - | - | - | - | - | - |
| Belarus | 2 | 2 | - | 1 | 1 | - | - | - | - | - | - |
| Dominican Republic | 2 | - | - | - | - | - | 2 | - | - | - | 2 |
| Egypt | 2 | 2 | - | - | 2 | - | - | - | - | - | - |
| Georgia | 2 | 2 | - | - | 1 | 1 | - | - | - | - | - |
| Austria | 2 | 1 | - | - | 1 | - | 1 | - | - | 1 | - |
| Armenia | 1 | 1 | - | - | - | 1 | - | - | - | - | - |
| Stateless | 1 | 1 | - | - | - | 1 | - | - | - | - | - |
| Czech Republic | 1 | 1 | - | - | - | 1 | - | - | - | - | - |
| Kyrgyzstan | 1 | 1 | - | - | 1 | - | - | - | - | - | - |
| Congo | 1 | 1 | - | - | - | 1 | - | - | - | - | - |
| Sri Lanka | 1 | 1 | - | - | 1 | - | - | - | - | - | - |
| Sudan | 1 | 1 | - | - | 1 | - | - | - | - | - | - |
| Uzbekistan | 1 | 1 | - | - | 1 | - | - | - | - | - | - |
| TOTAL | 348 | 280 | 3 | 4 | 206 | 67 | 68 | 4 | 2 | 45 | 17 |

2.2 Illegal Stay on the Territory of the Slovak Republic

Overview of IS by individual months in 2018 and 2019

| | Total | I. | II. | III. | IV. | V. | VI. | VII. | VIII. | IX. | X. | XI. | XII. |
|-------------|--------------|-----|-----|------|-----|-----|-----|------|-------|-----|-----|-----|------|
| 2018 | 2 469 | 148 | 217 | 208 | 217 | 155 | 168 | 226 | 215 | 224 | 172 | 254 | 265 |
| 2019 | 1 977 | 99 | 136 | 171 | 273 | 128 | 118 | 170 | 217 | 153 | 207 | 118 | 187 |



IS in 2019 disaggregated by nationality, place of detection and previous entry to the SR

| Nationality | IS in total | Inland | | | At BCPs departing from the SR | | Returned from other MS |
|------------------------|-------------|-------------|---------------|---------------|-------------------------------|-------------|------------------------|
| | | legal entry | illegal entry | unknown entry | at land border | at airports | |
| Ukraine | 1 379 | 348 | 16 | 4 | 1 007 | 3 | 1 |
| Serbia | 134 | 118 | 12 | 2 | - | - | 2 |
| Afghanistan | 125 | - | 98 | 1 | - | - | 26 |
| Iran | 43 | 4 | 3 | - | - | - | 36 |
| Moldova | 33 | 20 | 1 | - | 12 | - | - |
| North Macedonia | 21 | 17 | 3 | - | - | - | 1 |
| Russian Federation | 19 | 7 | 2 | - | 5 | 1 | 4 |
| Georgia | 18 | 17 | 1 | - | - | - | - |
| Bangladesh | 15 | 1 | 8 | - | - | - | 6 |
| Armenia | 14 | - | - | - | - | - | 14 |
| Bosnia and Herzegovina | 13 | 9 | 3 | 1 | - | - | - |
| Turkey | 13 | 5 | 5 | - | - | 1 | 2 |
| Iraq | 12 | 4 | 2 | - | - | - | 6 |
| Yemen | 11 | - | - | - | - | - | 11 |
| Syria | 10 | 2 | 6 | - | - | - | 2 |
| Albania | 9 | 4 | - | - | - | 4 | 1 |
| Pakistan | 8 | - | 8 | - | - | - | - |
| Morocco | 7 | - | 7 | - | - | - | - |
| Nigeria | 7 | 5 | 2 | - | - | - | - |
| India | 6 | - | 3 | - | - | - | 3 |
| Israel | 6 | 4 | 1 | - | 1 | - | - |
| Viet Nam | 6 | 5 | - | - | - | - | 1 |
| Korea | 5 | 4 | 1 | - | - | - | - |
| Brazil | 4 | 4 | - | - | - | - | - |
| China | 4 | 2 | - | - | - | 1 | 1 |
| Myanmar | 4 | - | 4 | - | - | - | - |
| Nepal | 4 | 4 | - | - | - | - | - |
| Algeria | 3 | - | 3 | - | - | - | - |
| Tunisia | 3 | 3 | - | - | - | - | - |
| Stateless | 2 | - | 1 | - | 1 | - | - |
| Eritrea | 2 | - | - | - | - | - | 2 |
| Philippines | 2 | 1 | - | - | - | 1 | - |
| South Africa | 2 | 2 | - | - | - | - | - |
| Colombia | 2 | - | - | - | 2 | - | - |
| United States, USA | 2 | 2 | - | - | - | - | - |
| Thailand | 2 | 2 | - | - | - | - | - |
| Belarus | 1 | - | - | - | 1 | - | - |
| Czech Republic | 1 | - | 1 | - | - | - | - |
| Montenegro | 1 | 1 | - | - | - | - | - |
| Chile | 1 | 1 | - | - | - | - | - |
| Gambia | 1 | - | - | - | - | 1 | - |
| Ghana | 1 | 1 | - | - | - | - | - |
| The Netherlands | 1 | - | - | 1 | - | - | - |
| Hong Kong | 1 | - | - | - | - | 1 | - |
| Indonesia | 1 | 1 | - | - | - | - | - |
| Jordan | 1 | - | 1 | - | - | - | - |
| Cameroon | 1 | 1 | - | - | - | - | - |



continues on the next page



continues from the previous page (year 2019)

| Nationality | IS in total | Inland | | | at BCPs departing from the SR | | Returned from other MS |
|-----------------------|--------------|-------------|---------------|---------------|-------------------------------|-------------|------------------------|
| | | legal entry | illegal entry | unknown entry | at land border | at airports | |
| Canada | 1 | 1 | - | - | - | - | - |
| Kazakhstan | 1 | 1 | - | - | - | - | - |
| Kenya | 1 | 1 | - | - | - | - | - |
| Kuwait | 1 | 1 | - | - | - | - | - |
| Hungary | 1 | 1 | - | - | - | - | - |
| Mexico | 1 | 1 | - | - | - | - | - |
| Mongolia | 1 | - | - | - | - | - | 1 |
| Germany | 1 | 1 | - | - | - | - | - |
| Unknown nationality | 1 | - | 1 | - | - | - | - |
| Kosovo | 1 | 1 | - | - | - | - | - |
| Poland | 1 | 1 | - | - | - | - | - |
| Romania | 1 | 1 | - | - | - | - | - |
| Sudan | 1 | - | - | - | - | - | 1 |
| Saint Kitts and Nevis | 1 | 1 | - | - | - | - | - |
| Tajikistan | 1 | 1 | - | - | - | - | - |
| Turkmenistan | 1 | 1 | - | - | - | - | - |
| TOTAL | 1 977 | 612 | 193 | 9 | 1 029 | 13 | 121 |

IS in 2018 disaggregated by nationality, place of detection and previous entry to the SR

| Nationality | IS in total | Inland | | | At BCPs departing from the SR | | Returned from other MS |
|------------------------|-------------|-------------|---------------|---------------|-------------------------------|-------------|------------------------|
| | | legal entry | illegal entry | unknown entry | at land border | at airports | |
| Ukraine | 1 871 | 387 | 35 | 9 | 1 436 | 3 | 1 |
| Serbia | 207 | 192 | 10 | 2 | - | 3 | - |
| Moldova | 63 | 44 | - | - | 19 | - | - |
| Afghanistan | 49 | 3 | 27 | - | - | - | 19 |
| Viet Nam | 33 | 17 | 14 | - | - | - | 2 |
| North Macedonia | 23 | 22 | 1 | - | - | - | - |
| Russian Federation | 21 | 12 | 2 | - | 4 | 1 | 2 |
| Azerbaijan | 16 | - | - | - | - | - | 16 |
| Iran | 15 | 2 | 6 | - | - | - | 7 |
| Iraq | 14 | 6 | 1 | - | - | - | 7 |
| Pakistan | 13 | - | 9 | - | - | - | 4 |
| Bosnia and Herzegovina | 13 | 12 | - | 1 | - | - | - |
| China | 10 | 4 | 1 | 1 | - | - | 4 |
| Turkey | 10 | 7 | 1 | - | - | - | 2 |
| Georgia | 9 | 4 | - | - | 1 | - | 4 |
| Syria | 8 | - | - | 2 | - | - | 6 |
| Hungary | 7 | 6 | - | 1 | - | - | - |
| Albania | 6 | 2 | 1 | - | - | - | 3 |
| Israel | 6 | 4 | 2 | - | - | - | - |
| Nigeria | 6 | 2 | 2 | 2 | - | - | - |
| India | 5 | 3 | 1 | 1 | - | - | - |
| Belarus | 4 | 2 | 1 | - | 1 | - | - |
| Egypt | 4 | 1 | 1 | - | - | 1 | 1 |
| Philippines | 4 | 3 | 1 | - | - | - | - |
| Cameroon | 4 | 3 | - | 1 | - | - | - |
| Sudan | 4 | 4 | - | - | - | - | - |
| Armenia | 3 | 1 | - | - | 1 | - | 1 |
| Montenegro | 3 | 3 | - | - | - | - | - |
| Canada | 3 | 3 | - | - | - | - | - |
| Korea | 3 | 3 | - | - | - | - | - |
| Palestine | 3 | 2 | 1 | - | - | - | - |
| Algeria | 2 | - | 1 | - | - | 1 | - |
| Benin | 2 | 1 | 1 | - | - | - | - |
| Kenya | 2 | 2 | - | - | - | - | - |
| Lebanon | 2 | 2 | - | - | - | - | - |
| Tunisia | 2 | 2 | - | - | - | - | - |
| Australia | 1 | 1 | - | - | - | - | - |
| Bangladesh | 1 | 1 | - | - | - | - | - |
| Czech Republic | 1 | 1 | - | - | - | - | - |
| Dominica | 1 | 1 | - | - | - | - | - |
| Guinea | 1 | - | 1 | - | - | - | - |
| Jordan | 1 | - | - | - | - | - | 1 |
| South Africa | 1 | 1 | - | - | - | - | - |
| Colombia | 1 | 1 | - | - | - | - | - |
| Kuwait | 1 | 1 | - | - | - | - | - |



continues on the next page



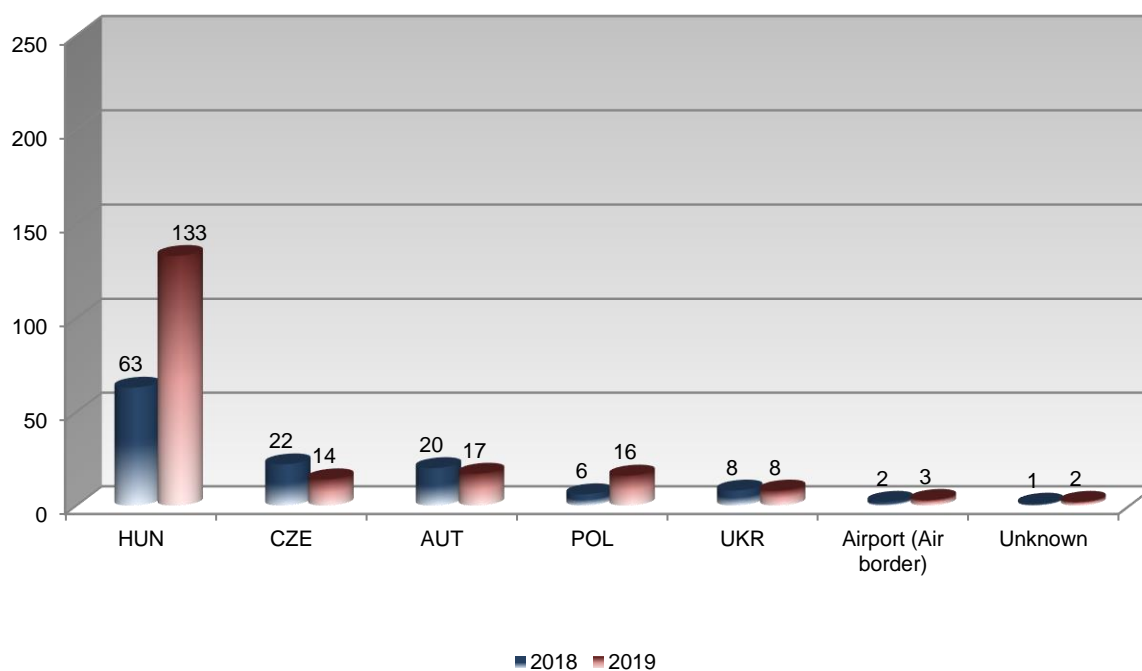
continues from the previous page (year 2018)

| Nationality | IS in total | Inland | | | At BCPs departing from the SR | | Returned from other MS |
|--------------------|--------------|-------------|---------------|---------------|-------------------------------|-------------|------------------------|
| | | legal entry | illegal entry | unknown entry | at land border | at airports | |
| Latvia | 1 | 1 | - | - | - | - | - |
| Malaysia | 1 | 1 | - | - | - | - | - |
| Mexico | 1 | 1 | - | - | - | - | - |
| Mongolia | 1 | 1 | - | - | - | - | - |
| Kosovo | 1 | - | 1 | - | - | - | - |
| Romania | 1 | 1 | - | - | - | - | - |
| Somalia | 1 | - | 1 | - | - | - | - |
| United States, USA | 1 | 1 | - | - | - | - | - |
| Tajikistan | 1 | | - | - | 1 | - | - |
| Thailand | 1 | 1 | - | - | - | - | - |
| TOTAL | 2 469 | 775 | 122 | 20 | 1 463 | 9 | 80 |

IS detected inland after illegal entry to the SR in 2018 and 2019 by border sections illegally crossed by migrants

| Border section | 2018 | 2019 |
|----------------------|------------|------------|
| Hungary | 63 | 133 |
| Czech Republic | 22 | 14 |
| Austria | 20 | 17 |
| Poland | 6 | 16 |
| Ukraine | 8 | 8 |
| Airport (Air border) | 2 | 3 |
| Unknown | 1 | 2 |
| TOTAL | 122 | 193 |

IS detected inland after illegal entry to the SR in 2018 and 2019 by border sections illegally crossed by migrants



IS detected inland after illegal entry to the SR in 2019 disaggregated by border sections illegally crossed by migrants

| Nationality | Total | Border section | | | | | | |
|------------------------|------------|----------------|-----------|-----------|-----------|----------|----------------------|----------|
| | | HUN | CZE | AUT | POL | UKR | airport (air border) | Unknown |
| Afghanistan | 98 | 85 | - | 5 | 6 | 1 | 1 | - |
| Ukraine | 16 | 5 | 7 | 2 | 2 | - | - | - |
| Serbia | 12 | 10 | 1 | 1 | - | - | - | - |
| Bangladesh | 8 | - | - | - | 2 | 6 | - | - |
| Pakistan | 8 | 5 | 1 | 1 | - | - | - | 1 |
| Morocco | 7 | 6 | - | 1 | - | - | - | - |
| Syria | 6 | 5 | - | - | - | - | 1 | - |
| Turkey | 5 | 3 | - | 2 | - | - | - | - |
| Myanmar | 4 | - | - | - | 4 | - | - | - |
| Algeria | 3 | 3 | - | - | - | - | - | - |
| Bosnia and Herzegovina | 3 | 2 | - | 1 | - | - | - | - |
| India | 3 | 1 | - | 1 | 1 | - | - | - |
| Iran | 3 | 3 | - | - | - | - | - | - |
| North Macedonia | 3 | 2 | 1 | - | - | - | - | - |
| Iraq | 2 | 1 | 1 | - | - | - | - | - |
| Nigeria | 2 | - | 1 | 1 | - | - | - | - |
| Russian Federation | 2 | - | 1 | - | - | 1 | - | - |
| Stateless | 1 | - | - | - | - | - | - | 1 |
| Czech Republic | 1 | - | 1 | - | - | - | - | - |
| Georgia | 1 | - | - | - | 1 | - | - | - |
| Israel | 1 | 1 | - | - | - | - | - | - |
| Jordan | 1 | - | - | 1 | - | - | - | - |
| Korea | 1 | - | - | - | - | - | 1 | - |
| Moldova | 1 | 1 | - | - | - | - | - | - |
| Unknown nationality | 1 | - | - | 1 | - | - | - | - |
| TOTAL | 193 | 133 | 14 | 17 | 16 | 8 | 3 | 2 |

IS detected inland after illegal entry to the SR in 2018 disaggregated by border sections illegally crossed by migrants

| Nationality | Total | Border section | | | | | | |
|--------------------|------------|----------------|-----------|-----------|----------|----------|----------------------|----------|
| | | HUN | CZE | AUT | POL | UKR | Airport (air border) | Unknown |
| Ukraine | 35 | 8 | 15 | - | 5 | 6 | - | 1 |
| Afghanistan | 27 | 22 | - | 5 | - | - | - | - |
| Viet Nam | 14 | 12 | 1 | - | 1 | - | - | - |
| Serbia | 10 | 7 | 1 | 1 | - | - | 1 | - |
| Pakistan | 9 | 6 | - | 3 | - | - | - | - |
| Iran | 6 | 4 | 1 | 1 | - | - | - | - |
| Israel | 2 | 2 | - | - | - | - | - | - |
| Nigeria | 2 | - | - | 2 | - | - | - | - |
| Russian Federation | 2 | - | - | 1 | - | - | 1 | - |
| Albania | 1 | - | - | 1 | - | - | - | - |
| Algeria | 1 | - | - | 1 | - | - | - | - |
| Benin | 1 | - | - | 1 | - | - | - | - |
| Belarus | 1 | - | 1 | - | - | - | - | - |
| China | 1 | - | 1 | - | - | - | - | - |
| Egypt | 1 | - | - | 1 | - | - | - | - |
| Philippines | 1 | - | - | 1 | - | - | - | - |
| Guinea | 1 | - | 1 | - | - | - | - | - |
| India | 1 | 1 | - | - | - | - | - | - |
| Iraq | 1 | - | - | - | - | 1 | - | - |
| North Macedonia | 1 | - | 1 | - | - | - | - | - |
| Kosovo | 1 | 1 | - | - | - | - | - | - |
| Palestine | 1 | - | - | - | - | 1 | - | - |
| Somalia | 1 | - | - | 1 | - | - | - | - |
| Turkey | 1 | - | - | 1 | - | - | - | - |
| TOTAL | 122 | 63 | 22 | 20 | 6 | 8 | 2 | 1 |

IS in 2019 disaggregated by detection and processing of cases by individual DBFP and other authorities

| Units | | DETECTED | PROCESSED |
|-----------------------------|-------------------------------------|--------------|--------------|
| DBFP Bratislava | FPU PF Bratislava | 160 | 219 |
| | FPU PF Dunajská Streda | 29 | 41 |
| | FPU PF Nitra | 90 | 91 |
| | FPU PF Nové Zámky | 17 | 54 |
| | FPU PF Trnava | 70 | 77 |
| | BCU PF Bratislava Ružinov – airport | 15 | 15 |
| | MU PF Bratislava | 57 | 85 |
| | Total | 438 | 582 |
| DBFP Banská Bystrica | FPU PF Banská Bystrica | 11 | 16 |
| | FPU PF Rimavská Sobota | 1 | 2 |
| | FPU PF Trenčín | 3 | 5 |
| | FPU PF Žilina | 27 | 29 |
| | MU PF Banská Bystrica | 8 | 71 |
| | Total | 50 | 123 |
| DBFP Prešov | FPU PF Košice | 35 | 37 |
| | FPU PF Michalovce | 24 | 90 |
| | FPU PF Prešov | 17 | 17 |
| | BCU PF Košice – letisko | 2 | 45 |
| | BCU PF Poprad - letisko | - | - |
| | MU PF Prešov | 13 | 35 |
| | Total | 91 | 224 |
| DBFP Sobrance | AU PF Humenné | 3 | 3 |
| | BCU PF Zboj | 1 | 1 |
| | BCU PF Topoľa | 6 | 6 |
| | BCU PF Ulič | - | - |
| | BCU PF Ubľa | 374 | 375 |
| | BCU PF Podhorod' | 1 | 1 |
| | BCU PF Petrovce | 1 | 2 |
| | BCU PF Vyšné Nemecké | 616 | 617 |
| | BCU PF Maťovské Vojkovce | - | - |
| | BCU PF Veľké Slemence | 22 | 22 |
| | BCU PF Čierna nad Tisou | 21 | 21 |
| | MIU PF DBFP Sobrance | 16 | - |
| | Total | 1 061 | 1 048 |
| Other authorities | Customs Criminal Bureau | 49 | - |
| | NUCIM | 4 | - |
| | Patrol Police | 136 | - |
| | Railway Police | 11 | - |
| | Traffic Police | 5 | - |
| | Criminal Police | 11 | - |
| | Authority of other country | 47 | - |
| | Authority of neighbouring country | 74 | - |
| | Total | 337 | 0 |
| TOTAL | | 1 977 | 1 977 |

IS in 2018 disaggregated by detection and processing of cases by individual DBFP and other authorities

| Units | | DETECTED | PROCESSED |
|-----------------------------|-------------------------------------|--------------|--------------|
| DBFP Bratislava | FPU PF Bratislava | 218 | 270 |
| | FPU PF Dunajská Streda | 15 | 18 |
| | FPU PF Nitra | 103 | 103 |
| | FPU PF Nové Zámky | 25 | 52 |
| | FPU PF Trnava | 55 | 53 |
| | BCU PF Bratislava Ružinov - letisko | 9 | 10 |
| | MU PF Bratislava | 7 | 17 |
| | Total | 432 | 523 |
| DBFP Banská Bystrica | FPU PF Banská Bystrica | 38 | 45 |
| | FPU PF Rimavská Sobota | 4 | 7 |
| | FPU PF Trenčín | 23 | 32 |
| | FPU PF Žilina | 81 | 111 |
| | MU PF Banská Bystrica | 9 | 4 |
| | Total | 155 | 199 |
| DBFP Prešov | FPU PF Košice | 100 | 114 |
| | FPU PF Michalovce | 9 | 84 |
| | FPU PF Prešov | 22 | 29 |
| | BCU PF Košice – letisko | - | 28 |
| | BCU PF Poprad - letisko | - | - |
| | AU PF Humenné until 1 November 2018 | 10 | 10 |
| | MU PF Prešov | 4 | 4 |
| | Total | 145 | 269 |
| DBFP Sobrance | BCU PF Zboj | 1 | 1 |
| | BCU PF Topoľa | 2 | - |
| | BCU PF Ulič | - | 1 |
| | BCU PF Ubľa | 448 | 448 |
| | BCU PF Podhorod' | - | 1 |
| | BCU PF Petrovce | - | - |
| | BCU PF Vyšné Nemecké | 981 | 982 |
| | BCU PF Maťovské Vojkovce | - | 1 |
| | BCU PF Veľké Slemence | 21 | 21 |
| | BCU PF Čierna nad Tisou | 19 | 18 |
| | MIU PFDBFP Sobrance | 5 | - |
| | AU PF Humenné from 1 November 2018 | 5 | 5 |
| | Total | 1 482 | 1 478 |
| Other authorities | Customs Criminal Bureau | 96 | - |
| | Patrol Police | 67 | - |
| | Railway Police | 4 | - |
| | Criminal Police | 1 | - |
| | Traffic Police | 2 | - |
| | NUCIM | 5 | - |
| | Authority of other country | 31 | - |
| | Authority of neighbouring country | 49 | - |
| | Total | 255 | 0 |
| TOTAL | | 2 469 | 2 469 |

Note:

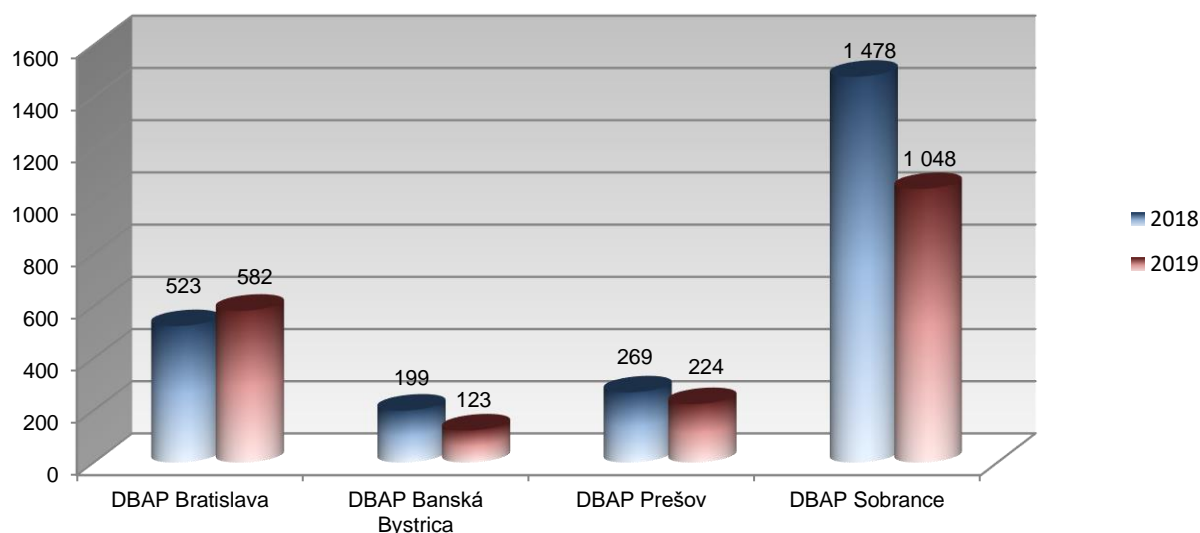
From 1 November 2018 due to organizational changes AU PF Humenné was taken away from the Directorate of DBFP Prešov and was incorporated under the structure of DBFP Sobrance.

„Authority of detection“ means unit that performed primordial check of a foreigner in the territory of SR, detected violation of the law and handed the case over to the competent unit of BBFP for further processing, respectively, the violation of the law was detected by another foreign authority.

IS in 2018 and 2019 by processing of cases by individual DBFPs

| | 2018 | 2019 |
|----------------------|--------------|--------------|
| DBFP Bratislava | 523 | 582 |
| DBFP Banská Bystrica | 199 | 123 |
| DBFP Prešov | 269 | 224 |
| DBFP Sobrance | 1 478 | 1 048 |
| TOTAL | 2 469 | 1 977 |

IS in 2018 and 2019 by processing of cases by individual DBFPs



Overview of IS in 2019 by processing of cases by individual DBFPs disaggregated by place of detection and previous entry to the SR

| DBFP | IS in total | Inland | | | At BCPs departing from the SR | | Returned from other MS |
|------------------|--------------|-------------|---------------|---------------|-------------------------------|-------------|------------------------|
| | | legal entry | illegal entry | unknown entry | at land border | at airports | |
| DBFP Bratislava | 582 | 424 | 121 | 5 | - | 12 | 20 |
| DBFP B. Bystrica | 123 | 47 | 22 | - | - | - | 54 |
| DBFP Prešov | 224 | 135 | 37 | 4 | - | 1 | 47 |
| DBFP Sobrance | 1 048 | 6 | 13 | - | 1 029 | - | - |
| TOTAL | 1 977 | 612 | 193 | 9 | 1 029 | 13 | 121 |

Overview of IS in 2018 by processing of cases by individual DBFPs disaggregated by place of detection and previous entry to the SR

| DBFP | IS in total | Inland | | | At BCPs departing from the SR | | Returned from other MS |
|------------------|--------------|-------------|---------------|---------------|-------------------------------|-------------|------------------------|
| | | legal entry | illegal entry | unknown entry | at land border | at airports | |
| DBFP Bratislava | 523 | 425 | 64 | 8 | - | 9 | 17 |
| DBFP B. Bystrica | 199 | 133 | 28 | 10 | - | - | 28 |
| DBFP Prešov | 269 | 207 | 25 | 2 | - | - | 35 |
| DBFP Sobrance | 1 478 | 10 | 5 | - | 1 463 | - | - |
| TOTAL | 2 469 | 775 | 122 | 20 | 1 463 | 9 | 80 |

Overview of third country nationals who entered legally the territory of Schengen area and stayed illegally in SR (overstayers) in 2019

| Nationality | Overstayers | | |
|------------------------|--------------|------------|-------------------------------|
| | Total | Inland | at BCPs departing from the SR |
| Ukraine | 1 369 | 361 | 1 008 |
| Serbia | 125 | 125 | - |
| Moldova | 33 | 21 | 12 |
| North Macedonia | 19 | 19 | - |
| Georgia | 18 | 18 | - |
| Russian Federation | 14 | 8 | 6 |
| Bosnia and Herzegovina | 10 | 10 | - |
| Turkey | 7 | 6 | 1 |
| Israel | 6 | 5 | 1 |
| Korea | 5 | 5 | - |
| Viet Nam | 5 | 5 | - |
| Albania | 4 | 4 | - |
| Brazil | 4 | 4 | - |
| Iraq | 4 | 4 | - |
| Iran | 4 | 4 | - |
| Nepal | 4 | 4 | - |
| Nigeria | 4 | 4 | - |
| Tunisia | 3 | 3 | - |
| China | 2 | 2 | - |
| Philippines | 2 | 1 | 1 |
| India | 2 | 2 | - |
| South Africa | 2 | 2 | - |
| Colombia | 2 | - | 2 |
| United States, USA | 2 | 2 | - |
| Syria | 2 | 2 | - |
| Thailand | 2 | 2 | - |
| Bangladesh | 1 | 1 | - |
| Stateless | 1 | - | 1 |
| Belarus | 1 | - | 1 |
| Montenegro | 1 | 1 | - |
| Chile | 1 | 1 | - |
| Ghana | 1 | 1 | - |
| Indonesia | 1 | 1 | - |
| Jordan | 1 | 1 | - |
| Cameroon | 1 | 1 | - |
| Canada | 1 | 1 | - |
| Kazakhstan | 1 | 1 | - |
| Kenya | 1 | 1 | - |
| Kuwait | 1 | 1 | - |
| Morocco | 1 | 1 | - |
| Mexico | 1 | 1 | - |
| Kosovo | 1 | 1 | - |
| Saint Kitts and Nevis | 1 | 1 | - |
| Tajikistan | 1 | 1 | - |
| Turkmenistan | 1 | 1 | - |
| TOTAL | 1 673 | 640 | 1 033 |

Overview of third country nationals who entered legally the territory of Schengen area and stayed illegally in SR (overstayers) in 2018

| Nationality | Overstayers | | |
|------------------------|--------------|------------|-------------------------------|
| | Total | Inland | at BCPs departing from the SR |
| Ukraine | 1 836 | 408 | 1 428 |
| Serbia | 195 | 192 | 3 |
| Moldova | 63 | 44 | 19 |
| North Macedonia | 23 | 23 | - |
| Russian Federation | 18 | 13 | 5 |
| Viet Nam | 17 | 17 | - |
| Bosnia and Herzegovina | 12 | 12 | - |
| Turkey | 7 | 7 | - |
| Iraq | 6 | 6 | - |
| Israel | 6 | 6 | - |
| China | 5 | 5 | - |
| Georgia | 5 | 4 | 1 |
| Sudan | 4 | 4 | - |
| Afghanistan | 3 | 3 | - |
| Belarus | 3 | 2 | 1 |
| Montenegro | 3 | 3 | - |
| Philippines | 3 | 3 | - |
| India | 3 | 3 | - |
| Iran | 3 | 3 | - |
| Cameroon | 3 | 3 | - |
| Canada | 3 | 3 | - |
| Korea | 3 | 3 | - |
| Albania | 2 | 2 | - |
| Armenia | 2 | 1 | 1 |
| Egypt | 2 | 2 | - |
| Kenya | 2 | 2 | - |
| Lebanon | 2 | 2 | - |
| Nigeria | 2 | 2 | - |
| Palestine | 2 | 2 | - |
| Tunisia | 2 | 2 | - |
| Australia | 1 | 1 | - |
| Bangladesh | 1 | 1 | - |
| Benin | 1 | 1 | - |
| Dominica | 1 | 1 | - |
| Guinea | 1 | 1 | - |
| South Africa | 1 | 1 | - |
| Colombia | 1 | 1 | - |
| Kuwait | 1 | 1 | - |
| Malaysia | 1 | 1 | - |
| Mexico | 1 | 1 | - |
| Mongolia | 1 | 1 | - |
| United States, USA | 1 | 1 | - |
| Tajikistan | 1 | - | 1 |
| Thailand | 1 | 1 | - |
| TOTAL | 2 254 | 795 | 1 459 |

IS in 2019 disaggregated by nationality, sex and age

| Nationality | IS in total | Total | MALE | | | | Total | FEMALE | | | |
|------------------------|-------------|-------|------|-------|-------|-----|-------|--------|-------|-------|-----|
| | | | 0-13 | 14-17 | 18-34 | 35+ | | 0-13 | 14-17 | 18-34 | 35+ |
| Ukraine | 1 379 | 1 079 | 1 | 1 | 584 | 493 | 300 | 3 | 1 | 119 | 177 |
| Serbia | 134 | 106 | - | - | 46 | 60 | 28 | - | - | 9 | 19 |
| Afghanistan | 125 | 123 | 3 | 49 | 68 | 3 | 2 | - | 1 | 1 | - |
| Iran | 43 | 28 | 2 | 1 | 17 | 8 | 15 | 2 | - | 7 | 6 |
| Moldova | 33 | 30 | - | - | 13 | 17 | 3 | - | - | 2 | 1 |
| North Macedonia | 21 | 17 | - | - | 6 | 11 | 4 | - | - | 2 | 2 |
| Russian Federation | 19 | 9 | - | 1 | 1 | 7 | 10 | 1 | - | 5 | 4 |
| Georgia | 18 | 17 | - | - | 2 | 15 | 1 | - | - | - | 1 |
| Bangladesh | 15 | 14 | - | 5 | 9 | - | 1 | - | - | 1 | - |
| Armenia | 14 | 9 | 1 | 1 | 4 | 3 | 5 | 1 | - | 2 | 2 |
| Bosnia and Herzegovina | 13 | 10 | - | - | 6 | 4 | 3 | - | - | 2 | 1 |
| Turkey | 13 | 12 | - | - | 7 | 5 | 1 | - | - | 1 | - |
| Iraq | 12 | 9 | 3 | - | 4 | 2 | 3 | 1 | - | 2 | - |
| Yemen | 11 | 5 | - | 2 | - | 3 | 6 | 2 | 2 | 1 | 1 |
| Syria | 10 | 9 | - | - | 9 | - | 1 | - | - | - | 1 |
| Albania | 9 | 8 | 3 | - | 4 | 1 | 1 | - | - | 1 | - |
| Pakistan | 8 | 8 | - | 2 | 4 | 2 | - | - | - | - | - |
| Morocco | 7 | 7 | - | 2 | 4 | 1 | - | - | - | - | - |
| Nigeria | 7 | 5 | - | - | 4 | 1 | 2 | - | - | 2 | - |
| India | 6 | 6 | - | - | 5 | 1 | - | - | - | - | - |
| Israel | 6 | 6 | - | - | 4 | 2 | - | - | - | - | - |
| Viet Nam | 6 | 4 | 1 | - | 3 | - | 2 | - | - | - | 2 |
| China | 5 | 4 | - | - | 1 | 3 | 1 | - | - | - | 1 |
| Korea | 5 | 3 | - | - | 1 | 2 | 2 | - | - | - | 2 |
| Brazil | 4 | 3 | 1 | - | 2 | - | 1 | - | - | 1 | - |
| Myanmar | 4 | 4 | - | 1 | 3 | - | - | - | - | - | - |
| Nepal | 4 | 3 | - | - | 3 | - | 1 | - | - | 1 | - |
| Algeria | 3 | 3 | - | 1 | 2 | - | - | - | - | - | - |
| Tunisia | 3 | 3 | - | - | - | 3 | - | - | - | - | - |
| Stateless | 2 | 2 | - | - | - | 2 | - | - | - | - | - |
| Eritrea | 2 | 2 | - | - | 1 | 1 | - | - | - | - | - |
| Philippines | 2 | - | - | - | - | - | 2 | - | - | 1 | 1 |
| South Africa | 2 | 2 | - | - | 2 | - | - | - | - | - | - |
| Colombia | 2 | 2 | - | - | 2 | - | - | - | - | - | - |
| United States, USA | 2 | 2 | - | - | 1 | 1 | - | - | - | - | - |
| Thailand | 2 | - | - | - | - | - | 2 | - | - | - | 2 |
| Belarus | 1 | - | - | - | - | - | 1 | - | - | 1 | - |
| Czech Republic | 1 | 1 | - | - | - | 1 | - | - | - | - | - |
| Montenegro | 1 | 1 | - | - | - | 1 | - | - | - | - | - |
| Chile | 1 | 1 | - | 1 | - | - | - | - | - | - | - |
| Gambia | 1 | 1 | - | - | 1 | - | - | - | - | - | - |
| Ghana | 1 | 1 | - | - | 1 | - | - | - | - | - | - |
| The Netherlands | 1 | 1 | - | - | - | 1 | - | - | - | - | - |
| Indonesia | 1 | 1 | - | - | 1 | - | - | - | - | - | - |
| Jordan | 1 | 1 | - | - | - | 1 | - | - | - | - | - |



continues on the next page



continues from the previous page (year 2019)

| Nationality | IS in total | Total | MALE | | | | Total | FEMALE | | | |
|-----------------------|--------------|--------------|-----------|-----------|------------|------------|------------|-----------|----------|------------|------------|
| | | | 0-13 | 14-17 | 18-34 | 35+ | | 0-13 | 14-17 | 18-34 | 35+ |
| Cameroon | 1 | 1 | - | - | 1 | - | - | - | - | - | - |
| Canada | 1 | 1 | - | - | 1 | - | - | - | - | - | - |
| Kazakhstan | 1 | 1 | - | - | - | 1 | - | - | - | - | - |
| Kenya | 1 | 1 | - | - | 1 | - | - | - | - | - | - |
| Kosovo | 1 | 1 | - | - | 1 | - | - | - | - | - | - |
| Kuwait | 1 | 1 | - | - | - | 1 | - | - | - | - | - |
| Hungary | 1 | 1 | - | - | - | 1 | - | - | - | - | - |
| Mexico | 1 | 1 | - | - | 1 | - | - | - | - | - | - |
| Mongolia | 1 | 1 | - | - | 1 | - | - | - | - | - | - |
| Germany | 1 | 1 | - | - | - | 1 | - | - | - | - | - |
| Unknown nationality | 1 | 1 | - | - | 1 | - | - | - | - | - | - |
| Poland | 1 | - | - | - | - | - | 1 | - | - | - | 1 |
| Romania | 1 | 1 | - | - | 1 | - | - | - | - | - | - |
| Sudan | 1 | 1 | - | - | 1 | - | - | - | - | - | - |
| Saint Kitts and Nevis | 1 | 1 | - | - | - | 1 | - | - | - | - | - |
| Tajikistan | 1 | - | - | - | - | - | 1 | - | - | 1 | - |
| Turkmenistan | 1 | 1 | - | - | 1 | - | - | - | - | - | - |
| TOTAL | 1 977 | 1 577 | 15 | 67 | 835 | 660 | 400 | 10 | 4 | 162 | 224 |

IS in 2018 disaggregated by nationality, sex and age

| Nationality | IS in total | Total | MALE | | | | Total | FEMALE | | | |
|------------------------|-------------|-------|------|-------|-------|-----|-------|--------|-------|-------|-----|
| | | | 0-13 | 14-17 | 18-34 | 35+ | | 0-13 | 14-17 | 18-34 | 35+ |
| Ukraine | 1 871 | 1 435 | 2 | 1 | 734 | 698 | 436 | 3 | - | 186 | 247 |
| Serbia | 207 | 168 | - | - | 100 | 68 | 39 | 2 | - | 14 | 23 |
| Moldova | 63 | 58 | - | - | 27 | 31 | 5 | - | - | 1 | 4 |
| Afghanistan | 49 | 39 | 3 | 11 | 24 | 1 | 10 | 7 | - | 3 | - |
| Viet Nam | 33 | 29 | - | 2 | 19 | 8 | 4 | - | - | 3 | 1 |
| North Macedonia | 23 | 20 | - | - | 16 | 4 | 3 | - | - | - | 3 |
| Russian Federation | 21 | 11 | - | - | 2 | 9 | 10 | 1 | - | 5 | 4 |
| Azerbaijan | 16 | 10 | 4 | 1 | 1 | 4 | 6 | - | 2 | 2 | 2 |
| Iran | 15 | 11 | 2 | - | 5 | 4 | 4 | - | - | 3 | 1 |
| Iraq | 14 | 10 | - | 2 | 5 | 3 | 4 | - | - | 2 | 2 |
| Bosnia and Herzegovina | 13 | 11 | - | - | 4 | 7 | 2 | - | - | 1 | 1 |
| Pakistan | 13 | 13 | 1 | 3 | 8 | 1 | - | - | - | - | - |
| China | 10 | 5 | - | - | 3 | 2 | 5 | - | - | 3 | 2 |
| Turkey | 10 | 10 | - | - | 6 | 4 | - | - | - | - | - |
| Georgia | 9 | 8 | - | - | 4 | 4 | 1 | - | - | 1 | - |
| Syria | 8 | 5 | 2 | - | 2 | 1 | 3 | 2 | 1 | - | - |
| Hungary | 7 | 7 | - | - | 3 | 4 | - | - | - | - | - |
| Albania | 6 | 6 | - | - | 6 | - | - | - | - | - | - |
| Israel | 6 | 4 | 1 | - | 2 | 1 | 2 | - | - | 2 | - |
| Nigeria | 6 | 6 | - | - | - | 6 | - | - | - | - | - |
| India | 5 | 5 | - | - | 5 | - | - | - | - | - | - |
| Belarus | 4 | 2 | - | - | - | 2 | 2 | - | - | 2 | - |
| Egypt | 4 | 4 | - | - | 2 | 2 | - | - | - | - | - |
| Philippines | 4 | 1 | 1 | - | - | - | 3 | - | 1 | 1 | 1 |
| Cameroon | 4 | 4 | - | - | 3 | 1 | - | - | - | - | - |
| Sudan | 4 | 1 | - | - | - | 1 | 3 | - | - | 2 | 1 |
| Armenia | 3 | 3 | - | - | - | 3 | - | - | - | - | - |
| Montenegro | 3 | 2 | - | - | 1 | 1 | 1 | - | - | 1 | - |
| Canada | 3 | 1 | - | - | 1 | - | 2 | - | - | 2 | - |
| Korean Republic | 3 | 2 | - | - | - | 2 | 1 | - | - | - | 1 |
| Palestine | 3 | 3 | - | - | 3 | - | - | - | - | - | - |
| Algeria | 2 | 2 | - | - | 1 | 1 | - | - | - | - | - |
| Benin | 2 | 2 | - | - | 2 | - | - | - | - | - | - |
| Kenya | 2 | 2 | - | - | 2 | - | - | - | - | - | - |
| Lebanon | 2 | 2 | - | - | 1 | 1 | - | - | - | - | - |
| Tunisia | 2 | 2 | - | - | 1 | 1 | - | - | - | - | - |
| Australia | 1 | - | - | - | - | - | 1 | - | - | 1 | - |
| Bangladesh | 1 | 1 | - | - | - | 1 | - | - | - | - | - |
| Czech Republic | 1 | 1 | - | - | - | 1 | - | - | - | - | - |
| Dominica | 1 | 1 | - | - | 1 | - | - | - | - | - | - |
| Guinea | 1 | 1 | - | - | 1 | - | - | - | - | - | - |
| Jordan | 1 | 1 | - | - | - | 1 | - | - | - | - | - |
| South Africa | 1 | 1 | - | - | 1 | - | - | - | - | - | - |
| Colombia | 1 | - | - | - | - | - | 1 | - | - | 1 | - |
| Kuwait | 1 | 1 | - | - | - | 1 | - | - | - | - | - |



continues on the next page



continues from the previous page (year 2018)

| Nationality | IS in total | Total | MALE | | | | Total | FEMALE | | | |
|--------------------|--------------|--------------|-----------|-----------|------------|------------|------------|-----------|----------|------------|------------|
| | | | 0-13 | 14-17 | 18-34 | 35+ | | 0-13 | 14-17 | 18-34 | 35+ |
| Latvia | 1 | 1 | - | - | - | 1 | - | - | - | - | - |
| Malaysia | 1 | 1 | - | - | - | 1 | - | - | - | - | - |
| Mexico | 1 | - | - | - | - | - | 1 | - | - | 1 | - |
| Mongolia | 1 | - | - | - | - | - | 1 | - | - | 1 | - |
| Kosovo | 1 | 1 | - | - | - | 1 | - | - | - | - | - |
| Romania | 1 | 1 | - | - | 1 | - | - | - | - | - | - |
| Somalia | 1 | 1 | - | - | - | 1 | - | - | - | - | - |
| United States, USA | 1 | 1 | - | - | 1 | - | - | - | - | - | - |
| Tajikistan | 1 | 1 | - | - | 1 | - | - | - | - | - | - |
| Thailand | 1 | - | - | - | - | - | 1 | - | - | - | 1 |
| TOTAL | 2 469 | 1 918 | 16 | 20 | 999 | 883 | 551 | 15 | 4 | 238 | 294 |

IS by processing of cases by individual DBFPs in 2019

| Nationality | Total | Thereof: | | | |
|------------------------|-------|-----------------|------------------|-------------|---------------|
| | | DBFP Bratislava | DBFP B. Bystrica | DBFP Prešov | DBFP Sobrance |
| Ukraine | 1 379 | 233 | 19 | 110 | 1017 |
| Serbia | 134 | 113 | 16 | 5 | - |
| Afghanistan | 125 | 73 | 34 | 18 | - |
| Iran | 43 | 16 | 2 | 25 | - |
| Moldova | 33 | 14 | 2 | 3 | 14 |
| North Macedonia | 21 | 16 | 2 | 3 | - |
| Russian Federation | 19 | 7 | 2 | 5 | 5 |
| Georgia | 18 | 13 | 2 | 3 | - |
| Bangladesh | 15 | 1 | 5 | 3 | 6 |
| Armenia | 14 | 3 | - | 11 | - |
| Bosnia and Herzegovina | 13 | 13 | - | - | - |
| Turkey | 13 | 9 | 2 | 2 | - |
| Iraq | 12 | 4 | 6 | 2 | - |
| Yemen | 11 | - | 11 | - | - |
| Syria | 10 | 8 | - | 2 | - |
| Albania | 9 | 7 | 1 | 1 | - |
| Pakistan | 8 | 3 | 1 | 4 | - |
| Morocco | 7 | 3 | 4 | - | - |
| Nigeria | 7 | 6 | 1 | - | - |
| India | 6 | 1 | 1 | 4 | - |
| Israel | 6 | 1 | - | 4 | 1 |
| Viet Nam | 6 | 4 | 1 | 1 | - |
| China | 5 | 4 | - | 1 | - |
| Korean Republic | 5 | 1 | 4 | - | - |
| Brazil | 4 | 4 | - | - | - |
| Myanmar | 4 | - | - | 4 | - |
| Nepal | 4 | 4 | - | - | - |
| Algeria | 3 | - | 1 | 2 | - |
| Tunisia | 3 | 2 | - | 1 | - |
| Stateless | 2 | 1 | - | - | 1 |
| Eritrea | 2 | - | 2 | - | - |
| Philippines | 2 | 2 | - | - | - |
| South Africa | 2 | - | 1 | 1 | - |
| Colombia | 2 | - | - | - | 2 |
| United States, USA | 2 | 2 | - | - | - |
| Thailand | 2 | 2 | - | - | - |
| Belarus | 1 | - | - | - | 1 |
| Czech Republic | 1 | - | - | 1 | - |
| Montenegro | 1 | 1 | - | - | - |
| Chile | 1 | - | 1 | - | - |
| Gambia | 1 | 1 | - | - | - |
| Ghana | 1 | - | - | 1 | - |
| The Netherlands | 1 | - | - | 1 | - |
| Indonesia | 1 | 1 | - | - | - |
| Jordan | 1 | 1 | - | - | - |
| Cameroon | 1 | 1 | - | - | - |
| Canada | 1 | 1 | - | - | - |



continues on the next page



continues from the previous page (year 2019)

| Nationality | Total | Thereof: | | | |
|-----------------------|--------------|--------------------|---------------------|----------------|------------------|
| | | DBFP Bratislava | DBFP B. Bystrica | DBFP Prešov | DBFP Sobrance |
| Kazakhstan | 1 | 1 | - | - | - |
| Kenya | 1 | 1 | - | - | - |
| Kuwait | 1 | 1 | - | - | - |
| Hungary | 1 | - | - | 1 | - |
| Mexico | 1 | 1 | - | - | - |
| Mongolia | 1 | - | - | 1 | - |
| Germany | 1 | - | - | 1 | - |
| Unknown nationality | 1 | - | - | - | 1 |
| Kosovo | 1 | 1 | - | - | - |
| Poland | 1 | - | - | 1 | - |
| Romania | 1 | - | - | 1 | - |
| Sudan | 1 | - | 1 | - | - |
| Saint Kitts and Nevis | 1 | - | - | 1 | - |
| Tajikistan | 1 | 1 | - | - | - |
| Turkmenistan | 1 | - | 1 | - | - |
| TOTAL | 1 977 | 582 | 123 | 224 | 1 048 |

IS by processing of cases by individual DBFPs in 2018

| Nationality | Total | Thereof: | | | |
|------------------------|-------|-----------------|------------------|-------------|---------------|
| | | DBFP Bratislava | DBFP B. Bystrica | DBFP Prešov | DBFP Sobrance |
| Ukraine | 1 871 | 197 | 82 | 149 | 1 443 |
| Serbia | 207 | 171 | 34 | 2 | - |
| Moldova | 63 | 5 | 1 | 38 | 19 |
| Afghanistan | 49 | 16 | 24 | 9 | - |
| Viet Nam | 33 | 26 | 3 | 3 | 1 |
| North Macedonia | 23 | 19 | 3 | 1 | - |
| Russian Federation | 21 | 5 | 6 | 6 | 4 |
| Azerbaijan | 16 | - | - | 16 | - |
| Iran | 15 | 12 | - | 2 | 1 |
| Iraq | 14 | 5 | 5 | 4 | - |
| Bosnia and Herzegovina | 13 | 7 | 5 | 1 | - |
| Pakistan | 13 | - | 10 | 3 | - |
| China | 10 | 7 | 2 | 1 | - |
| Turkey | 10 | 5 | 2 | 3 | - |
| Georgia | 9 | 1 | 3 | 4 | 1 |
| Syria | 8 | 2 | - | 6 | - |
| Hungary | 7 | - | 1 | 6 | - |
| Albania | 6 | 4 | 2 | - | - |
| Israel | 6 | - | 3 | 3 | - |
| Nigeria | 6 | 5 | - | 1 | - |
| India | 5 | 1 | - | 4 | - |
| Belarus | 4 | 2 | - | - | 2 |
| Egypt | 4 | 3 | 1 | - | - |
| Philippines | 4 | 4 | - | - | - |
| Cameroon | 4 | 2 | 1 | 1 | - |
| Sudan | 4 | - | - | - | 4 |
| Armenia | 3 | 1 | - | 1 | 1 |
| Montenegro | 3 | 3 | - | - | - |
| Canada | 3 | 1 | 2 | - | - |
| Korean Republic | 3 | 1 | 2 | - | - |
| Palestine | 3 | 2 | - | 1 | - |
| Algeria | 2 | 1 | 1 | - | - |
| Benin | 2 | 2 | - | - | - |
| Kenya | 2 | 2 | - | - | - |
| Lebanon | 2 | 1 | 1 | - | - |
| Tunisia | 2 | 2 | - | - | - |
| Australia | 1 | - | 1 | - | - |
| Bangladesh | 1 | 1 | - | - | - |
| Czech Republic | 1 | 1 | - | - | - |
| Dominica | 1 | - | - | 1 | - |
| Guinea | 1 | - | 1 | - | - |
| Jordan | 1 | - | 1 | - | - |
| South Africa | 1 | 1 | - | - | - |
| Colombia | 1 | 1 | - | - | - |
| Kuwait | 1 | 1 | - | - | - |
| Latvia | 1 | - | - | 1 | - |
| Malaysia | 1 | - | - | 1 | - |



continues on the next page



continues from the previous page (year 2018)

| Nationality | Total | Thereof: | | | |
|--------------------|--------------|--------------------|---------------------|----------------|------------------|
| | | DBFP Bratislava | DBFP B. Bystrica | DBFP Prešov | DBFP Sobrance |
| Mexico | 1 | - | 1 | - | - |
| Mongolia | 1 | 1 | - | - | - |
| Kosovo | 1 | 1 | - | - | - |
| Romania | 1 | - | - | - | 1 |
| Somalia | 1 | - | - | 1 | - |
| United States, USA | 1 | - | 1 | - | - |
| Tajikistan | 1 | - | - | - | 1 |
| Thailand | 1 | 1 | - | - | - |
| TOTAL | 2 469 | 523 | 199 | 269 | 1 478 |

IS by processing of cases by individual units of DBFP Bratislava in 2019

| Nationality | Total | Thereof: | | | | | | |
|------------------------|------------|-------------------|------------------------|--------------|-------------------|---------------|-----------------------------------|------------------|
| | | FPU PF Bratislava | FPU PF Dunajská Streda | FPU PF Nitra | FPU PF Nové Zámky | FPU PF Trnava | FPU PF Bratislava Ružinov-airport | MU PF Bratislava |
| Ukraine | 233 | 91 | 6 | 41 | 6 | 35 | 3 | 51 |
| Serbia | 113 | 37 | 7 | 26 | 2 | 27 | | 14 |
| Afghanistan | 73 | 24 | 12 | - | 32 | 3 | 1 | 1 |
| Iran | 16 | 14 | 1 | - | - | - | - | 1 |
| North Macedonia | 16 | 6 | 1 | 5 | 2 | 2 | - | - |
| Moldova | 14 | - | - | 7 | - | 1 | - | 6 |
| Bosnia and Herzegovina | 13 | 8 | 2 | 1 | 1 | - | - | 1 |
| Georgia | 13 | 1 | 2 | 3 | 2 | 1 | - | 4 |
| Turkey | 9 | 8 | - | - | - | - | 1 | - |
| Syria | 8 | 1 | - | - | 6 | - | 1 | - |
| Albania | 7 | 1 | - | - | 1 | 1 | 4 | - |
| Russian Federation | 7 | 5 | 1 | - | - | - | 1 | - |
| Nigeria | 6 | 3 | - | 2 | - | 1 | - | - |
| Brazil | 4 | - | 1 | 2 | 1 | - | - | - |
| China | 4 | 2 | | - | - | - | 2 | - |
| Iraq | 4 | - | - | 3 | - | - | - | 1 |
| Nepal | 4 | 4 | - | - | - | - | - | - |
| Viet Nam | 4 | 2 | - | - | - | 2 | - | - |
| Armenia | 3 | 3 | - | - | - | - | - | - |
| Morocco | 3 | 1 | - | - | - | - | - | 2 |
| Pakistan | 3 | 1 | 2 | - | - | - | - | - |
| Philippines | 2 | - | 1 | - | - | - | 1 | - |
| United States, USA | 2 | - | 1 | - | - | - | - | 1 |
| Thailand | 2 | 1 | - | - | 1 | - | - | - |
| Tunisia | 2 | - | - | - | - | 1 | - | 1 |
| Bangladesh | 1 | - | - | - | - | - | - | 1 |
| Stateless | 1 | 1 | - | - | - | - | - | - |
| Montenegro | 1 | - | - | 1 | - | | - | - |
| Gambia | 1 | - | - | - | - | - | 1 | - |
| India | 1 | - | - | - | - | 1 | - | - |
| Indonesia | 1 | 1 | - | - | - | - | - | - |
| Israel | 1 | 1 | - | - | - | - | - | - |
| Jordan | 1 | - | - | - | - | - | - | 1 |
| Cameroon | 1 | - | 1 | - | - | - | - | - |
| Canada | 1 | - | 1 | - | - | - | - | - |
| Kazakhstan | 1 | - | 1 | - | - | - | - | - |
| Kenya | 1 | 1 | - | - | - | - | - | - |
| Korean Republic | 1 | - | - | - | - | 1 | - | - |
| Kuwait | 1 | - | - | - | - | 1 | - | - |
| Mexico | 1 | 1 | - | - | - | - | - | - |
| Kosovo | 1 | - | 1 | - | - | - | - | - |
| Tajikistan | 1 | 1 | - | - | - | - | - | - |
| TOTAL | 582 | 219 | 41 | 91 | 54 | 77 | 15 | 85 |

IS by processing of cases by individual units of DBFP Banská Bystrica in 2019

| Nationality | Total | Thereof: | | | | |
|--------------------|------------|------------------------------|------------------------------|-------------------|------------------|-----------------------------|
| | | FDU PF Banská Bystrica | FDU PF Rimavská Sobota | FDU PF Trenčín | FDU PF Žilina | MU PF Banská Bystrica |
| Afghanistan | 34 | 5 | - | - | 1 | 28 |
| Ukraine | 19 | 5 | 1 | - | 5 | 8 |
| Serbia | 16 | 4 | 1 | - | 8 | 3 |
| Yemen | 11 | - | - | - | - | 11 |
| Iraq | 6 | - | - | - | - | 6 |
| Bangladesh | 5 | - | - | - | - | 5 |
| Korean Republic | 4 | - | - | - | 4 | - |
| Morocco | 4 | - | - | 2 | - | 2 |
| Eritrea | 2 | - | - | - | - | 2 |
| Georgia | 2 | - | - | - | 2 | - |
| Iran | 2 | 1 | - | - | - | 1 |
| Moldova | 2 | - | - | 1 | 1 | - |
| Russian Federation | 2 | 1 | - | - | - | 1 |
| North Macedonia | 2 | - | - | - | 2 | - |
| Turkey | 2 | - | - | - | 2 | - |
| Albania | 1 | - | - | - | - | 1 |
| Algeria | 1 | - | - | - | - | 1 |
| Chile | 1 | - | - | - | 1 | - |
| India | 1 | - | - | - | - | 1 |
| South Africa | 1 | - | - | - | 1 | - |
| Nigeria | 1 | - | - | 1 | - | - |
| Pakistan | 1 | - | - | - | 1 | - |
| Sudan | 1 | - | - | - | - | 1 |
| Turkmenistan | 1 | - | - | - | 1 | - |
| Viet Nam | 1 | - | - | 1 | - | - |
| TOTAL | 123 | 16 | 2 | 5 | 29 | 71 |

IS by processing of cases by individual units of DBFP Prešov in 2019

| Nationality | Total | Thereof: | | | | |
|-----------------------|------------|------------------|----------------------|------------------|------------------------------|-----------------|
| | | FPU PF Košice | FPU PF Michalovce | FPU PF Prešov | BCU PF Košice- letisko | MU PF Prešov |
| Ukraine | 110 | 20 | 68 | 11 | - | 11 |
| Iran | 25 | - | - | - | 23 | 2 |
| Afghanistan | 18 | - | 6 | - | 1 | 11 |
| Armenia | 11 | - | - | - | 11 | - |
| Russian Federation | 5 | 1 | - | - | 4 | - |
| Serbia | 5 | 5 | - | - | - | - |
| India | 4 | - | 1 | - | 2 | 1 |
| Israel | 4 | 4 | - | - | - | - |
| Myanmar | 4 | - | 4 | - | - | - |
| Pakistan | 4 | 1 | - | - | - | 3 |
| Bangladesh | 3 | 1 | 2 | - | - | - |
| Georgia | 3 | - | - | 2 | - | 1 |
| Moldova | 3 | - | - | - | - | 3 |
| North Macedonia | 3 | 1 | - | 2 | - | - |
| Algeria | 2 | - | 2 | - | - | - |
| Iraq | 2 | 2 | - | - | - | - |
| Syria | 2 | - | 1 | - | - | 1 |
| Turkey | 2 | - | - | - | 2 | - |
| Albania | 1 | - | - | 1 | - | - |
| Czech Republic | 1 | - | - | - | - | 1 |
| China | 1 | - | - | - | 1 | - |
| Ghana | 1 | - | 1 | - | - | - |
| The Netherlands | 1 | - | - | - | - | 1 |
| South Africa | 1 | 1 | - | - | - | - |
| Hungary | 1 | - | 1 | - | - | - |
| Mongolia | 1 | - | - | - | 1 | - |
| Germany | 1 | - | 1 | - | - | - |
| Poland | 1 | - | 1 | - | - | - |
| Romania | 1 | - | 1 | - | - | - |
| Saint Kitts and Nevis | 1 | - | - | 1 | - | - |
| Tunisia | 1 | - | 1 | - | - | - |
| Viet Nam | 1 | 1 | - | - | - | - |
| TOTAL | 224 | 37 | 90 | 17 | 45 | 35 |

IS by processing of cases by individual units of DBFP Sobrance in 2019

| Nationality | Total | Thereof: | | | | | | | | | | |
|------------------------|------------------|-------------------|---------------------|-------------------|--------------------|---------------------|--------------------|----------------------------|--------------------------------|-----------------------------|-------------------------------------|------------------|
| | | BCU PF Zboj | BCU PF Topoľa | BCU PF Ulič | BCU PF Ubl'a | BCU PF Podhorod' | BCU PF Petrovce | BCU PF Vyšné Nemecké | BCU PF Maťovské Vojkovce | BCU PF Veľké Slemence | BCU PF Čierna nad Tisou | AU PF Humenné |
| Ukraine | 1 | 1 | - | - | 370 | 1 | - | 601 | - | 22 | 19 | 3 |
| Moldova | 14 | - | - | - | 1 | - | 1 | 12 | - | - | - | - |
| Bangladesh | 6 | - | 6 | - | - | - | - | - | - | - | - | - |
| Russian Federation | 5 | - | - | - | 3 | - | - | 2 | - | - | - | - |
| Colombia | 2 | - | - | - | - | - | - | - | - | - | 2 | - |
| Stateless | 1 | - | - | - | 1 | - | - | - | - | - | - | - |
| Belarus | 1 | - | - | - | - | - | - | 1 | - | - | - | - |
| Israel | 1 | - | - | - | - | - | - | 1 | - | - | - | - |
| Unknown nationality | 1 | - | - | - | - | - | 1 | - | - | - | - | - |
| TOTAL | 1 048 | 1 | 6 | | 375 | 1 | 2 | 617 | 0 | 22 | 21 | 3 |

2.3 Unaccompanied Minors Apprehended for IBC and IS

Unaccompanied minors apprehended for IBC and IS in 2019

| Nationality | Unaccompanied minors apprehended for: | | |
|--------------|---------------------------------------|----------|-----------|
| | Total | IBC | IS |
| Afghanistan | 53 | - | 53 |
| Bangladesh | 5 | - | 5 |
| Morocco | 2 | - | 2 |
| Pakistan | 2 | - | 2 |
| Viet Nam | 2 | 2 | - |
| Algeria | 1 | - | 1 |
| Chile | 1 | - | 1 |
| Myanmar | 1 | - | 1 |
| Syria | 1 | 1 | - |
| Ukraine | 1 | - | 1 |
| TOTAL | 69 | 3 | 66 |

Unaccompanied minors apprehended for IBC and IS in 2018

| Nationality | Unaccompanied minors apprehended for: | | |
|--------------|---------------------------------------|----------|-----------|
| | Total | IBC | IS |
| Afghanistan | 9 | - | 9 |
| Pakistan | 4 | - | 4 |
| Viet Nam | 2 | - | 2 |
| Albania | 1 | 1 | - |
| Belarus | 1 | 1 | - |
| TOTAL | 17 | 2 | 15 |

Unaccompanied minors apprehended for IBC and IS in 2019 disaggregated by nationality, sex and age

| Nationality | UM in total | Total | MALE | | Total | FEMALE | |
|--------------|-------------|-----------|----------|-----------|----------|----------|----------|
| | | | 0-13 | 14-17 | | 0-13 | 14-17 |
| Afghanistan | 53 | 52 | 3 | 49 | 1 | - | 1 |
| Bangladesh | 5 | 5 | - | 5 | - | - | - |
| Morocco | 2 | 2 | - | 2 | - | - | - |
| Pakistan | 2 | 2 | - | 2 | - | - | - |
| Viet Nam | 2 | 2 | 1 | 1 | - | - | - |
| Algeria | 1 | 1 | - | 1 | - | - | - |
| Chile | 1 | 1 | - | 1 | - | - | - |
| Myanmar | 1 | 1 | - | 1 | - | - | - |
| Syria | 1 | 1 | - | 1 | - | - | - |
| Ukraine | 1 | 1 | - | 1 | - | - | - |
| TOTAL | 69 | 68 | 4 | 64 | 1 | 0 | 1 |

Unaccompanied minors apprehended for IBC and IS in 2018 disaggregated by nationality, sex and age

| Nationality | MU in total | Total | MALE | | Total | FEMALE | |
|--------------|-------------|-----------|----------|-----------|----------|----------|----------|
| | | | 0-13 | 14-17 | | 0-13 | 14-17 |
| Afghanistan | 9 | 9 | - | 9 | - | - | - |
| Pakistan | 4 | 4 | 1 | 3 | - | - | - |
| Viet Nam | 2 | 2 | - | 2 | - | - | - |
| Albania | 1 | - | - | - | 1 | - | 1 |
| Belarus | 1 | 1 | - | 1 | - | - | - |
| TOTAL | 17 | 16 | 1 | 15 | 1 | 0 | 1 |

Note:

Stated age in the age category (0-13, 14-17) is valid at the time of apprehension of unaccompanied minors for IBC and IS.

2.4 Asylum Applications

Overview of asylum applications submitted in 2019

| Nationality | Number of submitted asylum applications |
|------------------------|---|
| Afghanistan | 90 |
| Iran | 46 |
| Armenia | 14 |
| Bangladesh | 13 |
| Ukraine | 11 |
| India | 9 |
| Syria | 6 |
| Pakistan | 5 |
| Russian Federation | 5 |
| Sudan | 5 |
| Turkey | 5 |
| Myanmar | 4 |
| Algeria | 3 |
| Morocco | 3 |
| Bosnia and Herzegovina | 2 |
| China | 2 |
| Eritrea | 2 |
| Viet Nam | 2 |
| Iraq | 1 |
| Yemen | 1 |
| Mongolia | 1 |
| Nepal | 1 |
| Unknown nationality | 1 |
| TOTAL | 232 |

Overview of asylum applications submitted in 2018

| Nationality | Number of submitted asylum applications |
|--------------------|---|
| Afghanistan | 31 |
| Iraq | 24 |
| Yemen | 20 |
| Azerbaijan | 16 |
| Iran | 15 |
| Pakistan | 14 |
| Viet Nam | 8 |
| Georgia | 7 |
| Ukraine | 6 |
| India | 5 |
| China | 4 |
| Russian Federation | 4 |
| Turkey | 3 |
| Algeria | 2 |
| Eritrea | 2 |
| Jordan | 2 |
| Morocco | 2 |
| Serbia | 2 |
| Syria | 2 |
| Albania | 1 |
| Armenia | 1 |
| Stateless | 1 |
| Belarus | 1 |
| Czech Republic | 1 |
| Israel | 1 |
| Palestine | 1 |
| Slovenia | 1 |
| Somalia | 1 |
| TOTAL | 178 |

Note:

In above mentioned amount of asylum applications are included all asylum applications given in mentioned periods on police units without regard to fact, that foreigner was in SR legally or illegally. Repeated asylum applications are also included.

Overview of asylum applications submitted by illegal migrants apprehended for IBC and IS in 2019

| | | Number of apprehended illegal migrants | Number of asylum applications |
|--------------|-----------------------------------|--|-------------------------------|
| IBC | External land border between BCPs | 166 | 3 |
| | External land border at BCPs | 24 | 0 |
| | External air border - airports | 23 | 5 |
| | TOTAL | 213 | 8 |
| IS | Inland | 814 | 101 |
| | At BCPs - departing from the SR | 1 042 | 1 |
| | Returned from other member state | 121 | 98 |
| | TOTAL | 1 977 | 200 |
| TOTAL | | 2 190 | 208 |

Overview of asylum applications submitted by illegal migrants apprehended for IBC and IS in 2018

| | | Number of apprehended illegal migrants | Number of asylum applications |
|--------------|-----------------------------------|--|-------------------------------|
| IBC | External land border between BCPs | 262 | 2 |
| | External land border at BCPs | 57 | 0 |
| | External air border - airports | 29 | 23 |
| | TOTAL | 348 | 25 |
| IS | inland | 917 | 43 |
| | At BCPs - departing from the SR | 1 472 | 0 |
| | Returned from other member state | 80 | 66 |
| | TOTAL | 2 469 | 109 |
| TOTAL | | 2 817 | 134 |

Overview of asylum applications submitted by illegal migrants apprehended for IBC and IS in 2019 disaggregated by nationality of applicant

| Nationality | Total | Asylum applications by IBC | | | Asylum applications by IS | | |
|------------------------|------------|----------------------------|----------|----------|---------------------------|-------------------------------|------------------------|
| | | Land border: | | airports | inland | at BCPs departing from the SR | returned from other MS |
| | | between BCPs | at BCPs | | | | |
| Afghanistan | 85 | - | - | - | 58 | - | 27 |
| Iran | 44 | - | - | 4 | 3 | - | 37 |
| Armenia | 14 | - | - | - | - | - | 14 |
| Bangladesh | 13 | - | - | - | 8 | - | 5 |
| India | 6 | - | - | - | 3 | - | 3 |
| Russian Federation | 5 | - | - | - | 2 | - | 3 |
| Turkey | 5 | - | - | - | 3 | - | 2 |
| Ukraine | 5 | - | - | - | 5 | - | - |
| Myanmar | 4 | - | - | - | 4 | - | - |
| Pakistan | 4 | - | - | - | 4 | - | - |
| Syria | 4 | 1 | - | - | 1 | - | 2 |
| Algeria | 3 | - | - | - | 3 | - | - |
| Morocco | 3 | - | - | - | 3 | - | - |
| Bosnia and Herzegovina | 2 | - | - | - | 2 | - | - |
| China | 2 | - | - | - | - | 1 | 1 |
| Eritrea | 2 | - | - | - | - | - | 2 |
| Viet Nam | 2 | 2 | - | - | - | - | - |
| Iraq | 1 | - | - | - | 1 | - | - |
| Yemen | 1 | - | - | 1 | - | - | - |
| Mongolia | 1 | - | - | - | - | - | 1 |
| Nepal | 1 | - | - | - | 1 | - | - |
| Sudan | 1 | - | - | - | - | - | 1 |
| TOTAL | 208 | 3 | 0 | 5 | 101 | 1 | 98 |

Overview of asylum applications submitted by illegal migrants apprehended for IBC and IS in 2018 disaggregated by nationality of applicant

| Nationality | Total | Asylum applications by IBC | | | Asylum applications by IS | | |
|--------------------|------------|----------------------------|----------|-----------|---------------------------|--|------------------------------|
| | | Land border: | | airports | inland | at BCPs - departing from the SR | Returned from other MS |
| | | between BCPs | at BCPS | | | | |
| Afghanistan | 26 | - | - | - | 15 | - | 11 |
| Yemen | 19 | - | - | 19 | - | - | - |
| Azerbaijan | 16 | - | - | - | - | - | 16 |
| Pakistan | 14 | - | - | - | 8 | - | 6 |
| Iran | 9 | - | - | 2 | 3 | - | 4 |
| Iraq | 8 | - | - | - | 2 | - | 6 |
| Viet Nam | 8 | - | - | - | 8 | - | - |
| Georgia | 7 | - | - | 1 | - | - | 6 |
| Syria | 6 | - | - | - | - | - | 6 |
| China | 4 | - | - | - | - | - | 4 |
| Ukraine | 4 | - | - | - | 3 | - | 1 |
| Turkey | 3 | 1 | - | - | - | - | 2 |
| Russian Federation | 2 | - | - | - | - | - | 2 |
| Albania | 1 | - | - | 1 | - | - | - |
| Armenia | 1 | - | - | - | - | - | 1 |
| Belarus | 1 | 1 | - | - | - | - | - |
| India | 1 | - | - | - | 1 | - | - |
| Israel | 1 | - | - | - | 1 | - | - |
| Jordan | 1 | - | - | - | - | - | 1 |
| Palestine | 1 | - | - | - | 1 | - | - |
| Somalia | 1 | - | - | - | 1 | - | - |
| TOTAL | 134 | 2 | 0 | 23 | 43 | 0 | 66 |

2.5 False Travel, Residence and Other Documents

Number of persons, documents and BCSs by the place of detection in 2018 and 2019

| | | 2018 | | | 2019 | | |
|---|--|-----------|------------|-----------|-----------|------------|-----------|
| | | persons | documents* | BCSs | persons | documents* | BCSs |
| Land border | At BCPs - entering the SR | 24 | 20 | 10 | 4 | 4 | - |
| | At BCPs - departing from the SR | 17 | 10 | 43 | 8 | 5 | 15 |
| | In the vicinity of land border (border surveillance) | - | - | - | - | - | - |
| | Total | 41 | 30 | 53 | 12 | 9 | 15 |
| airports | Non-Schengen flights | 7 | 7 | 4 | 28 | 31 | 44 |
| | Intra-Schengen flights (random check) | - | - | - | 1 | 1 | 0 |
| | In airport area (or in its vicinity) | - | - | - | 4 | 6 | 9 |
| | Total | 7 | 7 | 4 | 33 | 38 | 53 |
| Inland | At FPU PF | 28 | 27 | 5 | 11 | 10 | 2 |
| | At AU PF | - | - | - | - | - | - |
| | In PDCA | - | - | - | - | - | - |
| | Other | 6 | 6 | - | 4 | 4 | - |
| | Total | 34 | 33 | 5 | 15 | 14 | 2 |
| TOTAL on the territory of SR | | 82 | 70 | 62 | 60 | 61 | 70 |
| GC SR in Uzhgorod (Detected by DAU DBFP Sobrance) | | 0 | 0 | 0 | 0 | 0 | 0 |

* Except for those Passports in which no changes have been made and they contain counterfeit/forged/fraudulently obtained documents or BCSs

Number of persons, documents and BCSs by DBFPs and PDCAs in 2018 and 2019

| | 2018 | | | 2019 | | |
|----------------------|-----------|------------|-----------|-----------|------------|-----------|
| | persons | documents* | BCSs | persons | documents* | BCSs |
| DBFP Bratislava | 34 | 33 | 5 | 32 | 33 | 40 |
| DBFP Banská Bystrica | 3 | 3 | - | 5 | 5 | - |
| DBFP Prešov | 4 | 4 | 4 | 10 | 13 | 15 |
| DBFP Sobrance** | 41 | 30 | 53 | 13 | 10 | 15 |
| PDCA Medveďov | - | - | - | - | - | - |
| PDCA Sečovce | - | - | - | - | - | - |
| TOTAL | 82 | 70 | 62 | 60 | 61 | 70 |

* Except for those Passports in which no changes have been made and they contain counterfeit/forged/fraudulently obtained documents or BCSs

** Except for cases at GC SR in Uzhgorod

Number of documents and BCSs by the place of detection in 2018 and 2019

| | | 2018 | | | | | 2019 | | | | |
|------------|---------------------------|------------------------------|-------------|----------|-----------|----------------|------------------------------|-------------|-----------|-----------|----------------|
| | | Total on the territory of SR | Land border | airports | Inland | GC SR Uzhgorod | Total on the territory of SR | Land border | Airports | Inland | GC SR Uzhgorod |
| DOCUMENTS* | passport* | 13 | 8 | 3 | 2 | - | 19 | 2 | 17 | - | - |
| | ID card | 26 | 3 | 3 | 20 | - | 20 | 1 | 12 | 7 | - |
| | Other TD | 0 | - | - | - | - | 0 | - | - | - | - |
| | Visa | 7 | 6 | 1 | - | - | 9 | 2 | 7 | - | - |
| | Residence permit | 11 | 10 | - | 1 | - | 4 | 2 | 2 | - | - |
| | Driving licence | 3 | 3 | - | - | - | 3 | 2 | - | 1 | - |
| | Civil status document | 0 | - | - | - | - | 0 | - | - | - | - |
| | Criminal records | 8 | - | - | 8 | - | 6 | - | - | 6 | - |
| | Evidence of education | 1 | - | - | 1 | - | 0 | - | - | - | - |
| | Other supportive document | 1 | - | - | 1 | - | 0 | - | - | - | - |
| | Other | 0 | - | - | - | - | 0 | - | - | - | - |
| | TOTAL | 70 | 30 | 7 | 33 | 0 | 61 | 9 | 38 | 14 | 0 |
| BCSs | | 62 | 53 | 4 | 5 | 0 | 70 | 15 | 53 | 2 | 0 |

* Except for those Passports in which no changes have been made and they contain counterfeit/forged/fraudulently obtained documents or BCSs

Travel documents (Passports, ID cards and other TDs) by type of fraud detected on the territory of the SR (GC SR Uzhgorod excluded) in 2018 and 2019

| | | Total (a – l) | a | b | c | d | e | f | g | h | i | j | k | l | genuine (x) |
|------|--------------|---------------|----------|----------|----------|----------|----------|----------|----------|----------|-----------|----------|----------|----------|-------------|
| 2018 | Passport | 13 | 2 | - | 1 | - | 1 | - | 7 | - | - | - | 1 | 1 | 21 |
| | ID card | 26 | - | - | - | - | - | - | - | - | 22 | 2 | 2 | - | - |
| | other TD | 0 | - | - | - | - | - | - | - | - | - | - | - | - | - |
| | TOTAL | 39 | 2 | 0 | 1 | 0 | 1 | 0 | 7 | 0 | 22 | 2 | 3 | 1 | 21 |
| 2019 | Passport | 19 | 2 | - | 3 | - | 4 | - | 1 | - | 6 | - | 3 | - | 19 |
| | ID card | 20 | - | - | - | - | - | - | - | - | 18 | - | 2 | - | - |
| | Other TD | 0 | - | - | - | - | - | - | - | - | - | - | - | - | - |
| | TOTAL | 39 | 2 | 0 | 3 | 0 | 4 | 0 | 1 | 0 | 24 | 0 | 5 | 0 | 19 |

- a. Photo substitution
- b. Unauthorized data alteration/addition
- c. Data page substitution
- d. Inner pages(except for data page) substitution
- e. Data page overlapping (multiple changes – photo substitution incl. Unauthorized data alteration/addition)
- f. Electronic device (any changes, interventions or damages)
- g. Unauthorized interventions to document (damage, overlapping of parts of document, wet stamps removal)
- h. Stolen blank travel document (unauthorized personalization)
- i. counterfeit (made by counterfeiter)
- j. Fantasy/Camouflage document (without legal validity)
- k. Genuine travel document misused by other person (look a like/impostor)
- l. Fraudulently obtained genuine document (e.g. issuance based on false personal data or due to corruption)
- x. Genuine passport with counterfeit/forged/fraudulently obtained documents or BCSs

Documents and BCSs detected in 2019 by place of detection, nationality of person and country of origin of the document

| | Persons (incl. cases without persons *) | | Documents | | | | | | | | BCS | |
|-------------|--|--------|--|------------------|-------------------|------------|-------|----|-----------|------|-----|---|
| | | | Country of origin of the document ** | passport | | ID card | visas | RP | other**** | | | |
| | Nationality | Number | | false/ count. | genuine (x)*** | | | | number | type | | |
| Land border | Ukraine | 1 | Ukraine | - | 1 | - | - | - | - | - | - | |
| | | | Hungary | - | - | - | - | - | - | - | 1 | |
| | | | Italy | - | - | - | - | - | - | - | 1 | |
| | Ukraine | 5 | Ukraine | - | 5 | - | - | - | - | - | - | |
| | | | Poland | - | - | - | 1 | - | - | - | 9 | |
| | Ukraine | 1 | Ukraine | 1 | - | - | - | - | - | - | - | |
| | Belarus | 1 | Belarus | - | 1 | - | - | - | - | - | - | |
| | | | Poland | - | - | - | - | - | - | - | 2 | |
| | Israel | 1 | Israel | 1 | - | 1 | - | - | 2 | VP | - | |
| | | | Hungary | - | - | - | - | - | - | - | 1 | |
| | | | Spain | - | - | - | - | - | - | - | 1 | |
| | Palestine | 1 | Lebanon | - | 1 | - | - | - | - | - | - | |
| | | | Belgium | - | - | - | 1 | - | - | - | - | |
| | Turkey | 2 | Turkey | - | 2 | - | - | - | - | - | - | |
| | | | Sweden | - | - | - | - | 2 | - | - | - | |
| Total | 12 | --- | 2 | 10 | 1 | 2 | 2 | 2 | --- | 15 | | |
| Airports | Albania | 1 | Italy | 1 | - | 1 | - | - | - | - | - | |
| | China | 2 | Hong Kong | 2 | - | - | - | - | - | - | - | |
| | Egypt | 1 | Czech Rep. | - | - | - | - | 1 | - | - | - | |
| | Gambia | 1 | Austria | 1 | - | - | - | - | - | - | - | |
| | Georgia | 1 | Romania | 1 | - | - | - | - | - | - | - | |
| | Morocco | 1 | Italy | - | - | - | - | 1 | - | - | - | |
| | Slovakia | 2 | Slovakia | - | - | 2 | - | - | - | - | - | |
| | Syria | 1 | Italy | - | - | 1 | - | - | - | - | - | |
| | Iran | 6 | Slovenia | 3 | - | 3 | - | - | - | - | - | 5 |
| | | | France | - | - | - | - | - | - | - | - | 2 |
| | | | Portugal | - | - | - | - | - | - | - | - | 2 |
| | | | Turkey | - | - | - | - | - | - | - | - | 6 |
| | | | Belgium | - | - | 1 | - | - | - | - | - | - |
| | | | Croatia | 1 | - | - | - | - | - | - | - | - |
| | | | Slovakia | 1 | - | 1 | - | - | - | - | - | - |
| | Serbia | 1 | Italy | 1 | - | - | - | - | - | - | - | |
| | | | Serbia | - | 1 | - | - | - | - | - | - | - |
| | | | Croatia | - | - | - | - | - | - | - | - | 5 |
| | Afghanistan | 1 | Hungary | - | - | - | - | - | - | - | 9 | |
| | | | Ukraine | 1 | - | - | - | - | - | - | - | - |
| | | | Greece | - | - | - | - | - | - | - | - | 1 |
| | Albania | 7 | Greece | 4 | - | - | - | - | - | - | - | |
| | | | Italy | - | - | 3 | - | - | - | - | - | - |
| | Armenia | 4 | Armenia | - | 4 | - | - | - | - | - | - | - |
| | | | Poland | - | - | - | 2 | - | - | - | - | - |
| | | | France | - | - | - | 2 | - | - | - | - | - |
| | Turkey | 1 | Turkey | 1 | - | - | - | - | - | - | - | 3 |
| | | | United Kingdom | - | - | - | 2 | - | - | - | - | 2 |
| | | | Moldova | - | - | - | - | - | - | - | - | 2 |
| | | | Switzerland | - | - | - | - | - | - | - | - | 1 |
| | Ukraine | 2 | Ukraine | - | 2 | - | - | - | - | - | - | |

| | | | | | | | | | | | |
|--|--------------|-----------|------------|-----------|-----------|-----------|----------|----------|----------|------------|-----------|
| | | | Poland | - | - | - | - | - | - | - | 15 |
| | Viet Nam | 1 | Viet Nam | - | 1 | - | - | - | - | - | - |
| | | | Poland | - | - | - | 1 | - | - | - | - |
| | Total | 33 | --- | 17 | 8 | 12 | 7 | 2 | 0 | --- | 53 |
| Inland | Croatia | 1 | Hungary | - | - | 1 | - | - | - | - | - |
| | Nigeria | 2 | Nigeria | - | - | - | - | - | 2 | RT | - |
| | Serbia | 8 | Bulgaria | - | - | 1 | - | - | - | - | - |
| | | | Croatia | - | - | 1 | - | - | - | - | - |
| | | | Hungary | - | - | 1 | - | - | - | - | 2 |
| | | | Serbia | - | 1 | - | - | - | 4 | RT | - |
| | Ukraine | 4 | Slovakia | - | - | 2 | - | - | - | - | - |
| | | | Ukraine | - | - | - | - | - | 1 | VP | - |
| | | | Hungary | - | - | 1 | - | - | - | - | - |
| | Total | 15 | --- | 0 | 1 | 7 | 0 | 0 | 7 | --- | 2 |
| TOTAL on the territory of SR | | 60 | --- | 19 | 19 | 20 | 9 | 4 | 9 | --- | 70 |
| GC SR Uzhgorod (detected by DAU DBFP (Sobrance) (DBFP SO)) | --- | --- | --- | - | - | - | - | - | - | - | - |
| | Total | 0 | --- | 0 | 0 | 0 | 0 | 0 | 0 | --- | 0 |

* e. g. documents found in airport premises, Police units premises, in forger's workshop etc.

** The state whose document (travel document, visa, residents permit, border crossing stamp) was falsified (for example in the case of forged visa, the state which issued the visa is reported)

*** Type of fraud „x“ - genuine passport in which no changes have been made and they contain counterfeit/forged/fraudulently obtained documents or BCSs

**** Column „type“-contains abbreviations as follows:

DL – driving license

CSD – civil status document

CR – criminal records

EoE – evidence of education

OSD – other supportive document

OTD – other travel document

Counterfeit, forged and fraudulently obtained BCSs detected in 2018 and 2019

| | 2018 | | | 2019 | | |
|--|-----------|-----------|-----------------------|-----------|-----------|-----------------------|
| | Persons | BCSs | | Persons | BCSs | |
| | | False | Fraudulently obtained | | False | Fraudulently obtained |
| Land border at BCP - entry to the SR | 4 | 10 | - | - | - | - |
| Land border at BCP – departure from SR | 12 | 43 | - | 8 | 15 | - |
| Non-Schengen flight | 2 | 4 | - | 6 | 44 | - |
| Intra-Schengen flight * | - | - | - | 2 | 9 | - |
| Inland | 2 | 5 | - | 1 | 2 | - |
| TOTAL on the territory of SR | 20 | 62 | 0 | 17 | 70 | 0 |
| GC SR Uzhgorod (detected by DAU DBFP Sobrance) | 0 | 0 | 0 | 0 | 0 | 0 |

* during spot-checks

2.6 Refusal of Entry

Refusal of entry at the external border in 2018 and 2019 by reason for refusal

| Reasons for refusal | 2018 | | | 2019 | | |
|-------------------------|--------------|--------------|------------|--------------|--------------|------------|
| | Total | Thereof: | | Total | Thereof: | |
| | | Land border | Airports | | Land border | airports |
| A | 11 | 10 | 1 | 15 | 15 | - |
| B | 11 | 11 | - | 4 | - | 4 |
| C | 384 | 336 | 48 | 191 | 140 | 51 |
| D | 12 | 11 | 1 | 10 | 3 | 7 |
| E | 31 | 23 | 8 | 4 | 2 | 2 |
| F | 391 | 344 | 47 | 360 | 306 | 54 |
| G | 13 | 12 | 1 | 15 | 12 | 3 |
| H1 | 957 | 917 | 40 | 799 | 747 | 52 |
| H2 | 35 | 34 | 1 | 19 | 19 | - |
| I | 0 | - | - | 0 | - | - |
| Refusal of entry | 0 | - | - | 0 | - | - |
| TOTAL | 1 845 | 1 698 | 147 | 1 417 | 1 244 | 173 |

Note:

Refusal of entry to EU national - this category includes EU nationals who were refused to enter the SR according Art. 11 of the Act on stay of foreigners.

Reasons for refusal of entry as listed in Article 14 Regulation (EU) 2016/399 of the European Parliament and of the Council of 9 March 2016 on a Union Code on the rules governing the movement of persons across borders (Schengen Borders Code):

- A - Has no valid travel document(s)
- B - Has a false/counterfeit/forged travel document
- C - Has no valid visa or residence permit
- D - Has a false/counterfeit/forged visa or residence permit
- E - Has no appropriate documentation justifying the purpose and conditions of stay
- F - Has already stayed for 90 days in the preceding 180-day period on the territory of the Member States of the EU
- G - Does not have sufficient means of subsistence in relation to the period and form of stay, or the means to return to the country of origin or transit
- H1 - Person for whom an alert has been issued in the SIS for the purposes of refusing entry
- H2 - Person for whom an alert has been issued in national register for the purposes of refusing entry
- I - Is considered to be a threat to public policy, internal security, public health or the international relations of one or more of the Member States of the EU

Refusals of entry in 2019

| | | Reasons | | | | | | | | | | | |
|--------------|------------------------|--------------|------------------|----------|------------|-----------|----------|------------|-----------|------------|-----------|----------|---------------------------------|
| | | Total | Refusal of entry | | | | | | | | | | Refusal of entry to EU national |
| | | | A | B | C | D | E | F | G | H1 | H2 | I | |
| LAND BORDER | Ukraine | 1 172 | 15 | - | 110 | - | 2 | 296 | 12 | 718 | 19 | - | - |
| | Moldova | 23 | - | - | - | - | - | 7 | - | 16 | - | - | - |
| | Russian Federation | 14 | - | - | 12 | - | - | 1 | - | 1 | - | - | - |
| | Serbia | 14 | - | - | 10 | - | - | - | - | 4 | - | - | - |
| | Georgia | 7 | - | - | 1 | - | - | 1 | - | 5 | - | - | - |
| | Turkey | 3 | - | - | - | 2 | - | 1 | - | - | - | - | - |
| | Azerbaijan | 1 | - | - | 1 | - | - | - | - | - | - | - | - |
| | Belarus | 1 | - | - | - | - | - | - | - | 1 | - | - | - |
| | Brazil | 1 | - | - | - | - | - | - | - | 1 | - | - | - |
| | Egypt | 1 | - | - | 1 | - | - | - | - | - | - | - | - |
| | Ghana | 1 | - | - | 1 | - | - | - | - | - | - | - | - |
| | India | 1 | - | - | 1 | - | - | - | - | - | - | - | - |
| | Kazakhstan | 1 | - | - | 1 | - | - | - | - | - | - | - | - |
| | Palestine | 1 | - | - | - | 1 | - | - | - | - | - | - | - |
| | United States, USA | 1 | - | - | - | - | - | - | - | 1 | - | - | - |
| | Tajikistan | 1 | - | - | 1 | - | - | - | - | - | - | - | - |
| | Uzbekistan | 1 | - | - | 1 | - | - | - | - | - | - | - | - |
| | TOTAL | 1 244 | 15 | 0 | 140 | 3 | 2 | 306 | 12 | 747 | 19 | 0 | 0 |
| AIRPORTS | Albania | 40 | - | - | 3 | - | 1 | 9 | 2 | 25 | - | - | - |
| | Serbia | 26 | - | 1 | - | - | - | 15 | 1 | 9 | - | - | - |
| | North Macedonia | 25 | - | - | - | - | - | 20 | - | 5 | - | - | - |
| | Ukraine | 16 | - | 1 | 2 | - | 1 | 4 | - | 8 | - | - | - |
| | Russian Federation | 10 | - | - | 5 | - | - | 5 | - | - | - | - | - |
| | Iran | 7 | - | 2 | 5 | - | - | - | - | - | - | - | - |
| | Kosovo | 5 | - | - | 5 | - | - | - | - | - | - | - | - |
| | Morocco | 5 | - | - | 4 | 1 | - | - | - | - | - | - | - |
| | Armenia | 4 | - | - | - | 4 | - | - | - | - | - | - | - |
| | China | 4 | - | - | 4 | - | - | - | - | - | - | - | - |
| | India | 4 | - | - | 4 | - | - | - | - | - | - | - | - |
| | Pakistan | 3 | - | - | 3 | - | - | - | - | - | - | - | - |
| | Syria | 3 | - | - | 3 | - | - | - | - | - | - | - | - |
| | Uzbekistan | 3 | - | - | - | - | - | - | - | 3 | - | - | - |
| | Afghanistan | 2 | - | - | 2 | - | - | - | - | - | - | - | - |
| | Algeria | 2 | - | - | 2 | - | - | - | - | - | - | - | - |
| | South Africa | 2 | - | - | 2 | - | - | - | - | - | - | - | - |
| | Zimbabwe | 2 | - | - | 2 | - | - | - | - | - | - | - | - |
| | Belarus | 1 | - | - | 1 | - | - | - | - | - | - | - | - |
| | Bosnia and Herzegovina | 1 | - | - | - | - | - | - | - | 1 | - | - | - |
| | Egypt | 1 | - | - | - | 1 | - | - | - | - | - | - | - |
| | Georgia | 1 | - | - | - | - | - | - | - | 1 | - | - | - |
| | Iraq | 1 | - | - | 1 | - | - | - | - | - | - | - | - |
| | Canada | 1 | - | - | - | - | - | 1 | - | - | - | - | - |
| | Kazakhstan | 1 | - | - | 1 | - | - | - | - | - | - | - | - |
| | Nigeria | 1 | - | - | 1 | - | - | - | - | - | - | - | - |
| | Sudan | 1 | - | - | 1 | - | - | - | - | - | - | - | - |
| | Viet Nam | 1 | - | - | - | 1 | - | - | - | - | - | - | - |
| | TOTAL | 173 | 0 | 4 | 51 | 7 | 2 | 54 | 3 | 52 | 0 | 0 | 0 |
| TOTAL | | 1 417 | 15 | 4 | 191 | 10 | 4 | 360 | 15 | 799 | 19 | 0 | 0 |

Refusals of entry in 2018

| | | Total | Reasons | | | | | | | | | | Refusal of entry to EU national |
|-------------|-------------------------------------|-------|------------------|----|-----|-----|----|-----|-----|-----|-----|----|---------------------------------|
| | | | Refusal of entry | | | | | | | | | | |
| | | | A | B | C | D | E | F | G | H1 | H2 | I | |
| LAND BORDER | Ukraine | 1 598 | 6 | 8 | 298 | - | 13 | 331 | 12 | 896 | 34 | - | - |
| | Moldova | 35 | - | - | 3 | - | 9 | 8 | - | 15 | - | - | - |
| | Belarus | 15 | - | - | 14 | - | 1 | - | - | - | - | - | - |
| | Turkey | 9 | - | 3 | 1 | 5 | - | - | - | - | - | - | - |
| | Russian Federation | 8 | - | - | 7 | - | - | 1 | - | - | - | - | - |
| | Azerbaijan | 5 | - | - | 5 | - | - | - | - | - | - | - | - |
| | Congo | 5 | 4 | - | - | 1 | - | - | - | - | - | - | - |
| | Serbia | 5 | - | - | 4 | - | - | 1 | - | - | - | - | - |
| | Georgia | 4 | - | - | - | - | - | 1 | - | 3 | - | - | - |
| | Dominican Rep. | 3 | - | - | 1 | 2 | - | - | - | - | - | - | - |
| | Cuba | 3 | - | - | - | 3 | - | - | - | - | - | - | - |
| | North Macedonia | 2 | - | - | - | - | - | 1 | - | 1 | - | - | - |
| | Albania | 1 | - | - | - | - | - | - | - | 1 | - | - | - |
| | Chile | 1 | - | - | - | - | - | - | - | 1 | - | - | - |
| | India | 1 | - | - | 1 | - | - | - | - | - | - | - | - |
| | Cameroon | 1 | - | - | 1 | - | - | - | - | - | - | - | - |
| | Kuwait | 1 | - | - | 1 | - | - | - | - | - | - | - | - |
| | United States, USA | 1 | - | - | - | - | - | 1 | - | - | - | - | - |
| | TOTAL | | 1 698 | 10 | 11 | 336 | 11 | 23 | 344 | 12 | 917 | 34 | 0 |
| AIRPORTS | Serbia | 25 | - | - | - | - | - | 16 | - | 9 | - | - | - |
| | North Macedonia | 24 | - | - | - | - | - | 19 | - | 5 | - | - | - |
| | Albania | 22 | - | - | - | - | - | 4 | - | 18 | - | - | - |
| | Ukraine | 14 | - | - | 3 | | - | 6 | - | 4 | 1 | - | - |
| | Russian Federation | 11 | - | - | 8 | 1 | - | 1 | - | 1 | - | - | - |
| | Yemen | 8 | - | - | - | | 8 | - | - | - | - | - | - |
| | Syria | 7 | - | - | 7 | - | - | - | - | - | - | - | - |
| | Turkey | 5 | - | - | 4 | - | - | - | 1 | - | - | - | - |
| | India | 4 | - | - | 4 | - | - | - | - | - | - | - | - |
| | Afghanistan | 3 | - | - | 3 | - | - | - | - | - | - | - | - |
| | Iran | 3 | - | - | 3 | - | - | - | - | - | - | - | - |
| | Zimbabwe | 3 | - | - | 3 | - | - | - | - | - | - | - | - |
| | Pakistan | 2 | - | - | 2 | - | - | - | - | - | - | - | - |
| | Belarus | 1 | - | - | 1 | - | - | - | - | - | - | - | - |
| | Georgia | 1 | - | - | - | - | - | - | - | 1 | - | - | - |
| | Guinea | 1 | - | - | 1 | - | - | - | - | - | - | - | - |
| | Iraq | 1 | - | - | 1 | - | - | - | - | - | - | - | - |
| | Dem. Rep. Congo | 1 | - | - | 1 | - | - | - | - | - | - | - | - |
| | Libya | 1 | - | - | 1 | - | - | - | - | - | - | - | - |
| | Morocco | 1 | - | - | - | - | - | - | - | 1 | - | - | - |
| | Nigeria | 1 | - | - | - | - | - | - | - | 1 | - | - | - |
| | Kosovo | 1 | - | - | 1 | - | - | - | - | - | - | - | - |
| | Turkish Republic of Northern Cyprus | 1 | 1 | - | - | - | - | - | - | - | - | - | - |
| | Palestine | 1 | - | - | 1 | - | - | - | - | - | - | - | - |
| | Rwanda | 1 | - | - | 1 | - | - | - | - | - | - | - | - |
| | Somalia | 1 | - | - | 1 | - | - | - | - | - | - | - | - |
| | Tunisia | 1 | - | - | - | - | - | 1 | - | - | - | - | - |
| Uzbekistan | 1 | - | - | 1 | - | - | - | - | - | - | - | - | |
| Viet Nam | 1 | - | - | 1 | - | - | - | - | - | - | - | - | |
| TOTAL | | 147 | 1 | 0 | 48 | 1 | 8 | 47 | 1 | 40 | 1 | 0 | 0 |
| TOTAL | | 1 845 | 11 | 11 | 384 | 12 | 31 | 391 | 13 | 957 | 35 | 0 | 0 |

Refusal of entry of third country nationals in 2019 at the external land border by individual BCPs and reasons for refusal

| | | Reasons for refusal | | | | | | | | | | |
|--------------------------|--------------------|---------------------|-----------|----------|------------|----------|----------|------------|-----------|------------|-----------|----------|
| | | Total | Thereof: | | | | | | | | | |
| | | | A | B | C | D | E | F | G | H1 | H2 | I |
| Ubl'a | | 500 | 4 | - | 63 | - | 1 | 193 | 4 | 229 | 6 | - |
| Thereof: | Ukraine | 488 | 4 | - | 59 | - | 1 | 188 | 4 | 226 | 6 | - |
| | Moldova | 8 | - | - | - | - | - | 5 | - | 3 | - | - |
| | Russian Federation | 2 | - | - | 2 | - | - | - | - | - | - | - |
| | Kazakhstan | 1 | - | - | 1 | - | - | - | - | - | - | - |
| | Tajikistan | 1 | - | - | 1 | - | - | - | - | - | - | - |
| Vyšné Nemecké | | 632 | 11 | - | 51 | 3 | - | 91 | - | 465 | 11 | - |
| Thereof: | Ukraine | 589 | 11 | - | 39 | - | - | 86 | - | 442 | 11 | - |
| | Moldova | 14 | - | - | - | - | - | 2 | - | 12 | - | - |
| | Georgia | 7 | - | - | 1 | - | - | 1 | - | 5 | - | - |
| | Serbia | 7 | - | - | 4 | - | - | - | - | 3 | - | - |
| | Russian Federation | 4 | - | - | 2 | - | - | 1 | - | 1 | - | - |
| | Turkey | 3 | - | - | - | 2 | - | 1 | - | - | - | - |
| | Azerbaijan | 1 | - | - | 1 | - | - | - | - | - | - | - |
| | Belarus | 1 | - | - | - | - | - | - | - | 1 | - | - |
| | Egypt | 1 | - | - | 1 | - | - | - | - | - | - | - |
| | Ghana | 1 | - | - | 1 | - | - | - | - | - | - | - |
| | India | 1 | - | - | 1 | - | - | - | - | - | - | - |
| | Palestine | 1 | - | - | - | 1 | - | - | - | - | - | - |
| | United States, USA | 1 | - | - | - | - | - | - | - | 1 | - | - |
| | Uzbekistan | 1 | - | - | 1 | - | - | - | - | - | - | - |
| Veľké Slemence | | 68 | - | - | 4 | - | - | 15 | 2 | 45 | 2 | - |
| thereof: | Ukraine | 68 | - | - | 4 | - | - | 15 | 2 | 45 | 2 | - |
| Čierna nad Tisou | | 43 | - | - | 22 | - | 1 | 6 | 6 | 8 | - | - |
| thereof: | Ukraine | 26 | - | - | 8 | - | 1 | 6 | 6 | 5 | - | - |
| | Russian Federation | 8 | - | - | 8 | - | - | - | - | - | - | - |
| | Serbia | 7 | - | - | 6 | - | - | - | - | 1 | - | - |
| | Brazil | 1 | - | - | - | - | - | - | - | 1 | - | - |
| | Moldova | 1 | - | - | - | - | - | - | - | 1 | - | - |
| Maťovské Vojkovce | | 1 | - | - | - | - | - | 1 | - | - | - | - |
| thereof: | Ukraine | 1 | - | - | - | - | - | 1 | - | - | - | - |
| TOTAL | | 1244 | 15 | 0 | 140 | 3 | 2 | 306 | 12 | 747 | 19 | 0 |

Refusal of entry of third country nationals in 2018 at the external land border by individual BCPs and reasons for refusal

| | | Reasons for refusal | | | | | | | | | | |
|--------------------------|--------------------|---------------------|-----------|-----------|------------|-----------|-----------|------------|-----------|------------|-----------|----------|
| | | Total | Thereof: | | | | | | | | | |
| | | | A | B | C | D | E | F | G | H1 | H2 | I |
| Ubl'a | | 579 | - | - | 167 | - | 1 | 175 | 5 | 223 | 8 | - |
| thereof: | Ukraine | 569 | - | - | 163 | - | 1 | 172 | 5 | 220 | 8 | - |
| | Russian Federation | 5 | - | - | 4 | - | - | 1 | - | - | - | - |
| | Moldova | 3 | - | - | - | - | - | 1 | - | 2 | - | - |
| | Georgia | 2 | - | - | - | - | - | 1 | - | 1 | - | - |
| Vyšné Nemecké | | 1 002 | 5 | 8 | 152 | 2 | 11 | 148 | 3 | 652 | 21 | - |
| thereof: | Ukraine | 933 | 5 | 8 | 123 | - | 1 | 138 | 3 | 634 | 21 | - |
| | Moldova | 32 | - | - | 3 | - | 9 | 7 | - | 13 | - | - |
| | Belarus | 15 | - | - | 14 | - | 1 | - | - | - | - | - |
| | Azerbaijan | 5 | - | - | 5 | - | - | - | - | - | - | - |
| | Russian Federation | 3 | - | - | 3 | - | - | - | - | - | - | - |
| | Georgia | 2 | - | - | - | - | - | - | - | 2 | - | - |
| | North Macedonia | 2 | - | - | - | - | - | 1 | - | 1 | - | - |
| | Turkey | 2 | - | - | - | 2 | - | - | - | - | - | - |
| | Albania | 1 | - | - | - | - | - | - | - | 1 | - | - |
| | Chile | 1 | - | - | - | - | - | - | - | 1 | - | - |
| | Dominican Republic | 1 | - | - | 1 | - | - | - | - | - | - | - |
| | India | 1 | - | - | 1 | - | - | - | - | - | - | - |
| | Cameroon | 1 | - | - | 1 | - | - | - | - | - | - | - |
| | Kuwait | 1 | - | - | 1 | - | - | - | - | - | - | - |
| | United States, USA | 1 | - | - | - | - | - | 1 | - | - | - | - |
| | Serbia | 1 | - | - | - | - | - | 1 | - | - | - | - |
| Veľké Slemence | | 79 | - | - | 6 | - | 11 | 17 | 2 | 39 | 4 | - |
| thereof: | Ukraine | 79 | - | - | 6 | - | 11 | 17 | 2 | 39 | 4 | - |
| Čierna nad Tisou | | 38 | 5 | 3 | 11 | 9 | - | 4 | 2 | 3 | 1 | - |
| thereof: | Ukraine | 17 | 1 | - | 6 | - | - | 4 | 2 | 3 | 1 | - |
| | Turkey | 7 | - | 3 | 1 | 3 | - | - | - | - | - | - |
| | Congo | 5 | 4 | - | - | 1 | - | - | - | - | - | - |
| | Serbia | 4 | - | - | 4 | - | - | - | - | - | - | - |
| | Cuba | 3 | - | - | - | 3 | - | - | - | - | - | - |
| | Dominican Republic | 2 | - | - | - | 2 | - | - | - | - | - | - |
| Maťovské Vojkovce | | 0 | - | - | - | - | - | - | - | - | - | - |
| TOTAL | | 1 698 | 10 | 11 | 336 | 11 | 23 | 344 | 12 | 917 | 34 | 0 |

Refusal of entry of third country nationals in 2019 at the external air border by individual BCPs and reasons for refusal

| | | Total | Reasons for refusal | | | | | | | | | |
|---------------------------|------------------------|------------|---------------------|----------|-----------|----------|----------|-----------|----------|-----------|----------|----------|
| | | | Thereof: | | | | | | | | | |
| | | | A | B | C | D | E | F | G | H1 | H2 | I |
| airport Bratislava | | 164 | - | 2 | 45 | 6 | 2 | 54 | 3 | 52 | - | - |
| Thereof: | Albania | 40 | - | - | 3 | - | 1 | 9 | 2 | 25 | - | - |
| | Serbia | 26 | - | 1 | - | - | - | 15 | 1 | 9 | - | - |
| | North Macedonia | 25 | - | - | - | - | - | 20 | - | 5 | - | - |
| | Ukraine | 16 | - | 1 | 2 | - | 1 | 4 | - | 8 | - | - |
| | Russian Federation | 10 | - | - | 5 | - | - | 5 | - | - | - | - |
| | Kosovo | 5 | - | - | 5 | - | - | - | - | - | - | - |
| | Armenia | 4 | - | - | - | 4 | - | - | - | - | - | - |
| | China | 4 | - | - | 4 | - | - | - | - | - | - | - |
| | India | 4 | - | - | 4 | - | - | - | - | - | - | - |
| | Iran | 3 | - | - | 3 | - | - | - | - | - | - | - |
| | Pakistan | 3 | - | - | 3 | - | - | - | - | - | - | - |
| | Syria | 3 | - | - | 3 | - | - | - | - | - | - | - |
| | Uzbekistan | 3 | - | - | - | - | - | - | - | 3 | - | - |
| | Afghanistan | 2 | - | - | 2 | - | - | - | - | - | - | - |
| | Algeria | 2 | - | - | 2 | - | - | - | - | - | - | - |
| | South Africa | 2 | - | - | 2 | - | - | - | - | - | - | - |
| | Morocco | 2 | - | - | 2 | - | - | - | - | - | - | - |
| | Belarus | 1 | - | - | 1 | - | - | - | - | - | - | - |
| | Bosnia and Herzegovina | 1 | - | - | - | - | - | - | - | 1 | - | - |
| | Egypt | 1 | - | - | - | 1 | - | - | - | - | - | - |
| | Georgia | 1 | - | - | - | - | - | - | - | 1 | - | - |
| | Iraq | 1 | - | - | 1 | - | - | - | - | - | - | - |
| | Canada | 1 | - | - | - | - | - | 1 | - | - | - | - |
| | Kazakhstan | 1 | - | - | 1 | - | - | - | - | - | - | - |
| | Nigeria | 1 | - | - | 1 | - | - | - | - | - | - | - |
| | Viet Nam | 1 | - | - | - | 1 | - | - | - | - | - | - |
| | Zimbabwe | 1 | - | - | 1 | - | - | - | - | - | - | - |
| airport Poprad | | 0 | - | - | - | - | - | - | - | - | - | - |
| airport Košice | | 9 | - | 2 | 6 | 1 | - | - | - | - | - | - |
| Thereof: | Iran | 4 | - | 2 | 2 | - | - | - | - | - | - | - |
| | Morocco | 3 | - | - | 2 | 1 | - | - | - | - | - | - |
| | Sudan | 1 | - | - | 1 | - | - | - | - | - | - | - |
| | Zimbabwe | 1 | - | - | 1 | - | - | - | - | - | - | - |
| Small airports | | 0 | - | - | - | - | - | - | - | - | - | - |
| TOTAL | | 173 | 0 | 4 | 51 | 7 | 2 | 54 | 3 | 52 | 0 | 0 |

Refusal of entry of third country nationals in 2018 at the external air border by individual BCPs and reasons for refusal

| | | Reasons for refusal | | | | | | | | | | |
|---------------------------|-------------------------------------|---------------------|----------|----------|-----------|----------|----------|-----------|----------|-----------|----------|----------|
| | | Total | thereof: | | | | | | | | | |
| | | | A | B | C | D | E | F | G | H1 | H2 | I |
| airport Bratislava | | 133 | - | - | 44 | 1 | - | 47 | - | 40 | 1 | - |
| Thereof: | Serbia | 25 | - | - | - | - | - | 16 | - | 9 | - | - |
| | North Macedonia | 24 | - | - | - | - | - | 19 | - | 5 | - | - |
| | Albania | 22 | - | - | - | - | - | 4 | - | 18 | - | - |
| | Ukraine | 14 | - | - | 3 | - | - | 6 | - | 4 | 1 | - |
| | Russian Federation | 11 | - | - | 8 | 1 | - | 1 | - | 1 | - | - |
| | Syria | 7 | - | - | 7 | - | - | - | - | - | - | - |
| | India | 4 | - | - | 4 | - | - | - | - | - | - | - |
| | Turkey | 4 | - | - | 4 | - | - | - | - | - | - | - |
| | Afghanistan | 3 | - | - | 3 | - | - | - | - | - | - | - |
| | Iran | 3 | - | - | 3 | - | - | - | - | - | - | - |
| | Pakistan | 2 | - | - | 2 | - | - | - | - | - | - | - |
| | Zimbabwe | 2 | - | - | 2 | - | - | - | - | - | - | - |
| | Belarus | 1 | - | - | 1 | - | - | - | - | - | - | - |
| | Georgia | 1 | - | - | - | - | - | - | - | 1 | - | - |
| | Iraq | 1 | - | - | 1 | - | - | - | - | - | - | - |
| | Dem. Rep. Congo | 1 | - | - | 1 | - | - | - | - | - | - | - |
| | Libya | 1 | - | - | 1 | - | - | - | - | - | - | - |
| | Morocco | 1 | - | - | - | - | - | - | - | 1 | - | - |
| | Nigeria | 1 | - | - | - | - | - | - | - | 1 | - | - |
| | Kosovo | 1 | - | - | 1 | - | - | - | - | - | - | - |
| | Somalia | 1 | - | - | 1 | - | - | - | - | - | - | - |
| | Tunisia | 1 | - | - | - | - | - | 1 | - | - | - | - |
| | Uzbekistan | 1 | - | - | 1 | - | - | - | - | - | - | - |
| | Viet Nam | 1 | - | - | 1 | - | - | - | - | - | - | - |
| airport Poprad | | 2 | - | - | 2 | - | - | - | - | - | - | - |
| Thereof: | Guinea | 1 | - | - | 1 | - | - | - | - | - | - | - |
| | Palestine | 1 | - | - | 1 | - | - | - | - | - | - | - |
| airport Košice | | 12 | 1 | - | 2 | - | 8 | - | 1 | - | - | - |
| Thereof: | Yemen | 8 | - | - | - | - | 8 | - | - | - | - | - |
| | Turkish Republic of Northern Cyprus | 1 | 1 | - | - | - | - | - | - | - | - | - |
| | Rwanda | 1 | - | - | 1 | - | - | - | - | - | - | - |
| | Turkey | 1 | - | - | - | - | - | - | 1 | - | - | - |
| | Zimbabwe | 1 | - | - | 1 | - | - | - | - | - | - | - |
| Small airports | | 0 | - | - | - | - | - | - | - | - | - | - |
| TOTAL | | 147 | 1 | 0 | 48 | 1 | 8 | 47 | 1 | 40 | 1 | 0 |

2.7 Facilitation of Illegal Migration and Trafficking in Human Beings

Documented cases of facilitation of illegal migration and trafficking in human beings in 2018 and 2019

| | | | 2018 | 2019 |
|---|---|---|---------|---------|
| TOTAL | Complaints: Commenced criminal prosecutions/Charges filed | | 92/83 | 79/58 |
| | Persons: Suspects/ Accused | | 223/153 | 169/126 |
| | Illegal migrants/ Victims | | 584/72 | 764/54 |
| | Offences | | 132 | 305 |
| Facilitation (§ 355, § 356 CC) | Complaints: Commenced criminal prosecutions/Charges filed | | 66/54 | 59/43 |
| | Facilitators: Suspects/ Accused | | 152/99 | 120/90 |
| | Thereof: | IBC (§ 355 CC) | 31 | 33 |
| | | Marriages of convenience (§ 356 CC) | 48 | 29 |
| | | Illegal work (§ 356 CC) | 12 | 17 |
| | | IS on the territory of SR, EU (§ 356 CC) | 8 | 10 |
| | | Violent crossing of the external (§ 354 CC) | - | 1 |
| Trafficking in human beings (§ 179 CC) | Complaints: Commenced criminal prosecutions/Charges filed | | 26/29 | 20/15 |
| | Persons: Suspects/ Accused | | 71/54 | 49/36 |
| | Victims | | 72 | 54 |

Illegal migration through facilitation and trafficking in human beings in 2019

| | Complaints | | Persons | | Illegal migrants/victims | Illegal migrants (apprehended) | Offences | Value in € |
|---|---------------------------------|---------------|------------|------------|--------------------------|--------------------------------|------------|-------------------|
| | Commenced criminal prosecutions | Charges filed | suspects | accused | | | | |
| Facilitation § 355 CC Organized group | 2 | 2 | 13 | 13 | 90 | - | 23 | 11 292,00 |
| Facilitation § 356 CC IS on the territory of the SR, EU organized group | 1 | 1 | 8 | 8 | 150 | - | 150 | - |
| Facilitation § 356 CC marriages of convenience organized group | - | 1 | 6 | 6 | 4 | - | 6 | 5 915,00 |
| Facilitation § 355 CC | 26 | 15 | 34 | 20 | 172 | 113 | 26 | 3 850,00 |
| Facilitation § 356 CC Marriages of convenience | 15 | 16 | 25 | 23 | 21 | - | 19 | 26 851,00 |
| Facilitation § 356 CC Illegal work | 11 | 6 | 25 | 17 | 280 | - | 15 | 377 854,00 |
| Facilitation §356 CC IS on the territory of the SR, EU | 3 | 1 | 8 | 2 | 47 | - | 22 | 44 400,00 |
| §354 CC Violent crossing of the external border | 1 | 1 | 1 | 1 | - | - | 1 | - |
| Facilitation TOTAL | 59 | 43 | 120 | 90 | 764 | 113 | 262 | 470 162,00 |
| Trafficking in human beings § 179 CC organized group | 1 | 2 | 7 | 7 | 21 | - | 19 | - |
| Trafficking in human beings §179 CC | 19 | 13 | 42 | 29 | 33 | - | 24 | 19 730,00 |
| Trafficking in human beings TOTAL | 20 | 15 | 49 | 36 | 54 | 0 | 43 | 19 730,00 |
| TOTAL | 79 | 58 | 169 | 126 | 764/54 | 113 | 305 | 489 892,00 |

Organized and criminal groups in cases recorded by NUCIM in 2019

| | Complaints | | Persons | |
|--|---------------------------------|---------------|-----------|-----------|
| | Commenced criminal prosecutions | Charges filed | Suspects | Accused |
| Facilitation Art. 355 CC - organized group | 2 | 2 | 13 | 13 |
| Facilitation § 356 CC – IS on the territory of the SR, EU organized group | 1 | 1 | 8 | 8 |
| Facilitation – marriage of convenience Art. 356 CC - organized group | - | 1 | 6 | 6 |
| Trafficking in human beings Art. 179 CC - organized group | 1 | 2 | 7 | 7 |
| TOTAL | 4 | 6 | 34 | 34 |

Cases of facilitation processed by NUCIM in 2019 (§§ 355, 356 CC) by place of detection

| | | | Complaints | | Persons | | Illegal migrants | |
|---|----------------|---|---------------------------------|---------------|----------|---------|------------------|-------------|
| | | | Commenced criminal prosecutions | Charges filed | suspects | accused | total | apprehended |
| External border | Land border | § 355 CC | 12 | 11 | 27 | 24 | 107 | 76 |
| | | § 354 CC | 1 | 1 | 1 | 1 | 0 | 0 |
| | airports | | - | - | - | - | - | - |
| External border in total | | | 13 | 12 | 28 | 25 | 107 | 76 |
| Internal border § 355 | Austria | | 2 | 1 | 2 | 1 | 84 | 4 |
| | Hungary | | 9 | 5 | 13 | 8 | 59 | 21 |
| | Czech Republic | | - | - | - | - | - | - |
| | Poland | | - | - | - | - | - | - |
| Internal border § 355 in total | | | 11 | 6 | 15 | 9 | 143 | 25 |
| Inland §§ 355, 356 CC | § 355 CC | Facilitation | 5 | - | 5 | - | 12 | 12 |
| | § 356 CC | Marriage of convenience | 1 | - | 1 | - | 1 | - |
| | | Illegal work | 11 | 6 | 25 | 17 | 280 | - |
| | | Other case of IS on the territory of the SR | 4 | 2 | 16 | 10 | 197 | - |
| inland §§ 355, 356 CC in total | | | 21 | 8 | 47 | 27 | 490 | 12 |
| EU countries § 356 CC (marriage of convenience, IS on the territory of the EU) in total | | | 14 | 17 | 30 | 29 | 24 | 0 |
| Non EU countries § 356 CC (marriage of convenience) in total | | | 0 | 0 | 0 | 0 | 0 | 0 |
| TOTAL | | | 59 | 43 | 120 | 90 | 764 | 113 |

Nationality of facilitators and illegal migrants in 2019 – facilitation

| Facilitators | | |
|------------------------|------------|-----------|
| Nationality | suspects | accused |
| Bosnia and Herzegovina | 1 | 1 |
| Kazakhstan | 1 | 1 |
| Latvia | 1 | 1 |
| Hungary | 1 | 1 |
| Moldova | 1 | 1 |
| Germany | 1 | 1 |
| Nigeria | 2 | 2 |
| Russian Federation | 2 | 2 |
| Slovakia | 49 | 49 |
| Serbia | 3 | 3 |
| Syria | 2 | 2 |
| Turkey | 1 | 1 |
| Tunisia | 1 | 1 |
| Ukraine | 20 | 20 |
| Uzbekistan | 4 | 4 |
| Unknown | 30 | - |
| --- | - | - |
| --- | - | - |
| --- | - | - |
| --- | - | - |
| TOTAL | 120 | 90 |

| Illegal migrants | | |
|------------------------|-------------|---------------------|
| nationality | facilitated | Thereof apprehended |
| Afghanistan | 56 | 17 |
| Algeria | 8 | - |
| Bangladesh | 36 | 30 |
| Bosnia and Herzegovina | 1 | - |
| Egypt | 3 | - |
| India | 7 | 4 |
| Iraq | 14 | - |
| Iran | 18 | 2 |
| Nigeria | 2 | - |
| Pakistan | 8 | - |
| Moldova | 82 | 2 |
| Somalia | 16 | 16 |
| Serbia | 114 | - |
| Sri Lanka | 6 | 6 |
| Syria | 16 | 5 |
| Turkey | 5 | 5 |
| Ukraine | 315 | - |
| Uzbekistan | 2 | 2 |
| Viet Nam | 48 | 21 |
| Unknown | 7 | 3 |
| TOTAL | 764 | 113 |

Nationality of offenders and victims in 2019 – trafficking in human beings

| Offenders | | |
|----------------|-----------|-----------|
| Nationality | Suspects | Accused |
| Afghanistan | 1 | - |
| Czech Republic | - | 1 |
| Slovakia | 21 | 35 |
| Unknown | 27 | - |
| TOTAL | 49 | 36 |

| Victims | |
|--------------|-----------|
| Nationality | Number |
| Afghanistan | 1 |
| Slovakia | 53 |
| --- | - |
| --- | - |
| TOTAL | 54 |

Note:

Facilitation – according to § 355, § 356 of the Criminal Code (disaggregated by marriages of convenience, illegal work and employment and other form of stay on the territory of the SR).

Complaints (initiated criminal proceeding) – all complaints leading to commencement of criminal prosecution according to the Regulation of Ministry of Interior no. 53/2009 made by NUCIM,

Charges filed – the resolutions to file charges according to § 206 par. 1 of the Criminal Procedure Code,

Suspects – persons mentioned in the order to prosecute according to § 199 par. 1 of the Criminal Procedure Code,

Accused persons - all persons, who were accused of offence of facilitation according to § 206 par. 1 of the Criminal Procedure Code,

Illegal migrants (in total) - persons, who are not citizens of the SR or who are not SR permanent residents and who have used services of facilitators according to § 355 CC and persons, who are not citizens of the SR or other MS or citizens of the European Economic Area member state and who have used services of facilitators according to § 356 CC and are mentioned in resolution on the commencement of criminal prosecution according to § 199 par. 1 or in the resolution to file charges according to § 206/1 of the Criminal Procedure Code,

Illegal migrants (apprehended) – persons mentioned above, who have used services of facilitators and who were physically apprehended by a Police Force unit,

Offence – according to the Criminal Code, the offence is also the partial attack of a continuing offense, unless expressly provided otherwise.

Trafficking in human beings - according to § 179 of the Criminal Code,

Victims of Trafficking in human beings – persons who under false pretences, trap, deprivation of personal freedom, kidnapping, violence, threat of violence, or under the threat of another serious damage, and these persons were lured, transported provided for even with their consent for the purpose of their further exploitation (sexual and labour, begging, etc.)

2.8 Return Policy and Persons Taken over to the SR

2.8.1 Readmission

Overview of persons handed and taken over according to Readmission Agreements in 2018 and 2019

| Country of readmission | 2018 | | | | 2019 | | | |
|------------------------|-------------------------------|----------------------------|-------------------------------|----------------------------|-------------------------------|----------------------------|-------------------------------|----------------------------|
| | Illegal migration | | Other | | Illegal migration | | Other | |
| | Persons handed over (from SR) | Persons taken over (to SR) | Persons handed over (from SR) | Persons taken over (to SR) | Persons handed over (from SR) | Persons taken over (to SR) | Persons handed over (from SR) | Persons taken over (to SR) |
| Ukraine | 241 | 1 | - | - | 149 | 8 | - | - |
| Austria | 1 | 9 | - | 1 | 5 | 1 | - | 4 |
| Hungary | - | - | - | - | - | - | - | - |
| Czech Republic | - | 20 | - | - | - | 56 | - | 1 |
| Poland | 1 | 15 | - | - | - | 4 | - | - |
| Serbia | 1 | - | - | - | - | - | - | - |
| TOTAL | 244 | 45 | 0 | 1 | 154 | 69 | 0 | 5 |

Note:

Illegal migration – this category includes handed over and taken over persons within the reference period regardless the period in which they were apprehended for illegal migration by authority of the SR or other country.

Other – this category includes handed over and taken over persons according readmission agreements within the reference period who were not apprehended for illegal migration on the territory of the SR and at the time of readmission their stay in the SR or other member state of the EU was legal.

„Persons handed over (from SR)“ – this category includes persons, who were sentenced for a crime that is not regarded to illegal migration (i.e. theft) and who were sentenced to judicial expulsion and they were handed over to the territory of other EU member state, where they were permitted to stay.

„Persons taken over (to SR)“ – this category includes persons, who were returned from other EU member state and they are permitted to stay on the territory of the SR.

Overview of persons handed over from the SR according to Readmission Agreements related illegal migration in 2019

| Nationality | Total | Thereof: | | | | |
|--------------------|------------|------------|----------|----------|----------------|----------|
| | | Ukraine | Austria | Hungary | Czech Republic | Poland |
| Viet Nam | 30 | 30 | - | - | - | - |
| Sri Lanka | 20 | 20 | - | - | - | - |
| Afghanistan | 19 | 15 | 4 | - | - | - |
| Turkey | 16 | 16 | - | - | - | - |
| Bangladesh | 14 | 14 | - | - | - | - |
| Russian Federation | 9 | 9 | - | - | - | - |
| Ukraine | 9 | 9 | - | - | - | - |
| Somalia | 8 | 8 | - | - | - | - |
| India | 7 | 7 | - | - | - | - |
| Azerbaijan | 3 | 3 | - | - | - | - |
| Uzbekistan | 3 | 3 | - | - | - | - |
| Moldova | 2 | 2 | - | - | - | - |
| Pakistan | 2 | 2 | - | - | - | - |
| Palestine | 2 | 2 | - | - | - | - |
| Belarus | 1 | 1 | - | - | - | - |
| Georgia | 1 | 1 | - | - | - | - |
| Yemen | 1 | 1 | - | - | - | - |
| Jordan | 1 | - | 1 | - | - | - |
| Morocco | 1 | 1 | - | - | - | - |
| Serbia | 1 | 1 | - | - | - | - |
| Sudan | 1 | 1 | - | - | - | - |
| Syria | 1 | 1 | - | - | - | - |
| Tajikistan | 1 | 1 | - | - | - | - |
| Tunisia | 1 | 1 | - | - | - | - |
| TOTAL | 154 | 149 | 5 | 0 | 0 | 0 |

Overview of persons handed over from the SR according to Readmission Agreements related illegal migration in 2018

| Nationality | Total | Thereof: | | | | | |
|--------------------|------------|------------|----------|----------|----------------|----------|----------|
| | | Ukraine | Austria | Hungary | Czech Republic | Poland | Serbia |
| Viet Nam | 166 | 166 | - | - | - | - | - |
| Turkey | 18 | 18 | - | - | - | - | - |
| Iraq | 10 | 10 | - | - | - | - | - |
| Afghanistan | 8 | 8 | - | - | - | - | - |
| Bangladesh | 4 | 4 | - | - | - | - | - |
| India | 4 | 4 | - | - | - | - | - |
| Pakistan | 4 | 4 | - | - | - | - | - |
| Russian Federation | 4 | 3 | 1 | - | - | - | - |
| Ukraine | 4 | 3 | - | - | - | 1 | - |
| Azerbaijan | 3 | 3 | - | - | - | - | - |
| Morocco | 3 | 3 | - | - | - | - | - |
| Syria | 3 | 3 | - | - | - | - | - |
| Egypt | 2 | 2 | - | - | - | - | - |
| Iran | 2 | 2 | - | - | - | - | - |
| Armenia | 1 | 1 | - | - | - | - | - |
| Belarus | 1 | 1 | - | - | - | - | - |
| Georgia | 1 | 1 | - | - | - | - | - |
| Kyrgyzstan | 1 | 1 | - | - | - | - | - |
| Moldova | 1 | 1 | - | - | - | - | - |
| Serbia | 1 | - | - | - | - | - | 1 |
| Sri Lanka | 1 | 1 | - | - | - | - | - |
| Sudan | 1 | 1 | - | - | - | - | - |
| Uzbekistan | 1 | 1 | - | - | - | - | - |
| TOTAL | 244 | 241 | 1 | 0 | 0 | 1 | 1 |

Overview of persons taken over to the SR according to Readmission Agreements related illegal migration in 2019

| Nationality | Total | Thereof: | | | | |
|---------------------------------------|-----------|----------|----------|----------|----------------|----------|
| | | Ukraine | Austria | Hungary | Czech Republic | Poland |
| Afghanistan | 25 | - | - | - | 22 | 3 |
| Yemen | 11 | - | - | - | 11 | - |
| Bangladesh | 6 | - | 1 | - | 5 | - |
| Iraq | 6 | - | - | - | 6 | - |
| Czech Republic | 4 | 4 | - | - | - | - |
| Serbia | 3 | - | 1 | - | 2 | - |
| Eritrea | 2 | - | - | - | 2 | - |
| Syria | 2 | - | - | - | 1 | 1 |
| Viet Nam | 2 | - | 1 | - | 1 | - |
| Albania | 1 | - | - | - | 1 | - |
| China | 1 | - | 1 | - | - | - |
| France | 1 | 1 | - | - | - | - |
| India | 1 | - | - | - | 1 | - |
| Iran | 1 | - | - | - | 1 | - |
| Dem. Rep. of Congo | 1 | - | 1 | - | - | - |
| People's Democratic Republic of Korea | 1 | 1 | - | - | - | - |
| Moldova | 1 | 1 | - | - | - | - |
| Romania | 1 | 1 | - | - | - | - |
| Russian Federation | 1 | - | - | - | 1 | - |
| North Macedonia | 1 | - | - | - | 1 | - |
| Sudan | 1 | - | - | - | 1 | - |
| Ukraine | 1 | - | - | - | 1 | - |
| TOTAL | 74 | 8 | 5 | 0 | 57 | 4 |

Overview of persons taken over to the SR according to Readmission Agreements related illegal migration in 2018

| Nationality | Total | Thereof: | | | | |
|--------------|-----------|----------|----------|----------|----------------|-----------|
| | | Ukraine | Austria | Hungary | Czech Republic | Poland |
| Afghanistan | 18 | - | 6 | - | 7 | 5 |
| Iraq | 6 | - | - | - | 5 | 1 |
| Syria | 6 | - | - | - | - | 6 |
| Pakistan | 5 | - | - | - | 2 | 3 |
| Iran | 3 | - | 3 | - | - | - |
| Albania | 2 | - | - | - | 2 | - |
| Viet Nam | 2 | - | - | - | 2 | - |
| Egypt | 1 | - | - | - | 1 | - |
| Jordan | 1 | - | - | - | 1 | - |
| Moldova | 1 | 1 | - | - | - | - |
| TOTAL | 45 | 1 | 9 | 0 | 20 | 15 |

2.8.2 Assisted Voluntary Returns

Overview of effective voluntary returns in 2019 by country of return and project type

| Country of return | Total | Thereof: | |
|--------------------|------------|-------------|-------------|
| | | Project „C“ | Project „I“ |
| Serbia | 30 | - | 30 |
| Ukraine | 25 | - | 25 |
| Iran | 15 | - | 15 |
| Iraq | 9 | - | 9 |
| Turkey | 5 | - | 5 |
| Afghanistan | 2 | - | 2 |
| North Macedonia | 2 | - | 2 |
| Moldova | 2 | - | 2 |
| Russian Federation | 2 | - | 2 |
| Viet Nam | 2 | - | 2 |
| Armenia | 1 | - | 1 |
| Bangladesh | 1 | - | 1 |
| China | 1 | - | 1 |
| Philippines | 1 | - | 1 |
| Georgia | 1 | - | 1 |
| Indonesia | 1 | - | 1 |
| Kenya | 1 | - | 1 |
| Mongolia | 1 | - | 1 |
| Nepal | 1 | - | 1 |
| Nigeria | 1 | - | 1 |
| Pakistan | 1 | - | 1 |
| Thailand | 1 | - | 1 |
| Tunisia | 1 | - | 1 |
| USA | 1 | - | 1 |
| TOTAL | 108 | 0 | 108 |

Overview of effective voluntary returns in 2018 by country of return and project type

| Country of return | Total | Thereof: | |
|------------------------|-----------|-------------|-------------|
| | | Project „C“ | Project „I“ |
| Viet Nam | 17 | - | 17 |
| Ukraine | 14 | - | 14 |
| Azerbaijan | 8 | - | 8 |
| Serbia | 8 | - | 8 |
| Iraq | 7 | - | 7 |
| Philippines | 4 | - | 4 |
| Iran | 4 | - | 4 |
| Afghanistan | 2 | - | 2 |
| Georgia | 2 | - | 2 |
| Pakistan | 2 | - | 2 |
| Turkey | 2 | - | 2 |
| Bosnia and Herzegovina | 1 | - | 1 |
| India | 1 | - | 1 |
| Canada | 1 | - | 1 |
| Kenya | 1 | - | 1 |
| Korean Republic | 1 | - | 1 |
| Lebanon | 1 | - | 1 |
| North Macedonia | 1 | - | 1 |
| Moldova | 1 | - | 1 |
| Nigeria | 1 | - | 1 |
| Tunisia | 1 | - | 1 |
| TOTAL | 80 | 0 | 80 |

Source: IOM

Note:

Assisted voluntary returns – this category includes returns of foreigners from Police Detention Centres for Foreigners, from asylum institutions of the Migration Office of MOI SR and foreigners on the territory of the SR, who are not staying in facilities of MOI SR.

Project „C“ - Cooperation Agreement between the International Organization for Migration and the Ministry of Interior of the Slovak Republic to assist the return of unsuccessful asylum seekers and illegal migrants to their country of origin..

Project „I“ – Voluntary return and reintegration in country of origin (implementation 1/1/2017 – 31/12/2019)

2.8.3 Dublin transfer

Effective Dublin transfers according to the Regulation (EU) No. 604/2013 in 2018 and 2019

| | 2018 | 2019 |
|---------------------------------|------|------|
| Persons taken over to the SR | 47 | 80 |
| Persons handed over from the SR | 15 | 17 |

Note:

This table regards persons handed over and taken over within the reference period regardless the period in which they were apprehended for illegal migration by authority of the SR or other country, regardless the administrative or judicial removal.

Effective transfers according to the Dublin Regulation – if the SR hands over (returns) the third country national to other member state, that is competent for decision in asylum procedure, or the SR takes over the third country national from other member state, as SR is competent for decision in asylum procedure.

Persons taken over to the SR from individual countries according to the Dublin regulation in 2019 disaggregated by nationality

| Nationality | Total | Taken over from: | | | | | |
|--------------------|-----------|------------------|-----------|----------|----------|----------|----------|
| | | AT | DE | NL | CH | SE | BE |
| Iran | 38 | 12 | 18 | 2 | 4 | 1 | 1 |
| Armenia | 14 | 3 | 11 | - | - | - | - |
| Afghanistan | 9 | 5 | 3 | 1 | - | - | - |
| Sudan | 4 | 4 | - | - | - | - | - |
| India | 3 | 1 | 2 | - | - | - | - |
| Russian Federation | 3 | - | 3 | - | - | - | - |
| Serbia | 2 | 2 | - | - | - | - | - |
| Turkey | 2 | 1 | 1 | - | - | - | - |
| Algeria | 1 | 1 | - | - | - | - | - |
| China | 1 | - | 1 | - | - | - | - |
| Mongolia | 1 | - | - | - | - | 1 | - |
| Unknown | 1 | - | 1 | - | - | - | - |
| Syria | 1 | 1 | - | - | - | - | - |
| TOTAL | 80 | 30 | 40 | 3 | 4 | 2 | 1 |

Persons taken over to the SR from individual countries according to the Dublin regulation in 2018 disaggregated by nationality

| Nationality | Total | Taken over from: | | | | | | | | |
|--------------------|-----------|------------------|-----------|----------|----------|----------|----------|----------|----------|----------|
| | | AT | DE | FI | FR | GB | CH | NL | NO | SE |
| Azerbaijan | 16 | - | 16 | - | - | - | - | - | - | - |
| Iran | 6 | 4 | - | - | - | 1 | 1 | - | - | - |
| Georgia | 5 | - | - | 1 | 1 | - | 2 | - | - | 1 |
| China | 4 | 3 | 1 | - | - | - | - | - | - | - |
| Eritrea | 2 | - | - | - | - | - | 2 | - | - | - |
| India | 2 | 2 | - | - | - | - | - | - | - | - |
| Morocco | 2 | 1 | - | - | - | - | - | 1 | - | - |
| Russian Federation | 2 | - | 2 | - | - | - | - | - | - | - |
| Turkey | 2 | - | 1 | - | - | - | - | - | 1 | - |
| Algeria | 1 | 1 | - | - | - | - | - | - | - | - |
| Armenia | 1 | - | 1 | - | - | - | - | - | - | - |
| Iraq | 1 | - | 1 | - | - | - | - | - | - | - |
| Pakistan | 1 | 1 | - | - | - | - | - | - | - | - |
| Syria | 1 | - | 1 | - | - | - | - | - | - | - |
| Ukraine | 1 | - | 1 | - | - | - | - | - | - | - |
| TOTAL | 47 | 12 | 24 | 1 | 1 | 1 | 5 | 1 | 1 | 1 |

Persons handed over from the SR from individual countries according to the Dublin regulation in 2019 disaggregated by nationality

| Nationality | Total | to the country: | | | | | | |
|---------------------------------------|-----------|-----------------|----------|----------|----------|----------|----------|----------|
| | | AT | BG | CZ | DE | ES | NL | RO |
| Afghanistan | 6 | - | 5 | - | 1 | - | - | - |
| Iran | 5 | - | - | - | 1 | - | - | 4 |
| Benin | 1 | - | - | - | - | - | 1 | - |
| People's Democratic Republic of Korea | 1 | - | - | - | 1 | - | - | - |
| Unknown | 1 | 1 | - | - | - | - | - | - |
| Nigeria | 1 | - | - | - | - | 1 | - | - |
| Pakistan | 1 | - | - | - | 1 | - | - | - |
| Ukraine | 1 | - | - | 1 | - | - | - | - |
| TOTAL | 17 | 1 | 5 | 1 | 4 | 1 | 1 | 4 |

Persons handed over from the SR from individual countries according to the Dublin regulation in 2018 disaggregated by nationality

| Nationality | Total | To the country: | | | | | |
|--------------------|-----------|-----------------|----------|----------|----------|----------|----------|
| | | AT | BG | DE | PL | CZ | FR |
| Afghanistan | 3 | - | 3 | - | - | - | - |
| Russian Federation | 3 | - | - | 1 | - | - | 2 |
| Pakistan | 2 | - | 2 | - | - | - | - |
| Ukraine | 2 | - | - | - | 1 | 1 | - |
| Algeria | 1 | - | - | 1 | - | - | - |
| India | 1 | - | - | 1 | - | - | - |
| Iraq | 1 | - | - | 1 | - | - | - |
| Iran | 1 | 1 | - | - | - | - | - |
| Turkey | 1 | 1 | - | - | - | - | - |
| TOTAL | 15 | 2 | 5 | 4 | 1 | 1 | 2 |

DE - Germany
CH - Switzerland
GB - United Kingdom
CZ – Czech Republic
BE - Belgium
AT - Austria

SE - Sweden
FI - Finland
FR - France
NL – the Netherlands
NO - Norway

HU - Hungary
BG - Bulgaria
ES - Spain
PL - Poland
RO – Romania

2.8.4 Police Detention Centres for Foreigners

Number of placed foreigners (real number of persons) and outcomes of detention within the PDCA – return, release

| | | Total | PDCA Medved'ov | PDCA Sečovce |
|---|--|------------|----------------|--------------|
| 1 | Number of placed persons from the previous period remaining detained on 01/01/2019 | 31 | 17 | 14 |
| 2 | Number of persons placed during the year 2019* | 167 | 88 | 79 |
| 3 | Number of placed persons remaining detained on 31/12/2019 | 19 | - | 19 |
| Number of released/returned persons from PDCA during 2019 (1+2-3) | | 179 | 105 | 74 |
| Thereof**: | Readmission | 6 | 6 | 0 |
| | Dublin | 17 | 6 | 11 |
| | AVR | 23 | 4 | 19 |
| | Other way of return | 60 | 40 | 20 |
| | Released | 75 | 49 | 26 |
| Number of persons, who have applied for asylum during their detention in PDCA | | 55 | 42 | 13 |

* one person is counted only once in respective PDCA, regardless number of their placement (release, new detention, repeated placement),

** one person is counted only once in PDCA according the respective disaggregation, e. g. if the return was carried out according the readmission agreement, the person is counted only in the category "Readmission", not in the category "Other way of return"; or if the person was released and has been detained again, the repeated placement is not counted.

Note:

Other way of return – forced return (which is not a readmission, Dublin neither Assisted voluntary return) performed via External Air border BCP or External Land border BCP.

Number of foreigners released/removed from PDCA Medved'ov in 2019 by nationality

| Nationality | Number of released/returned foreigners | Readmission | Dublin | AVR | Other way of return | Released |
|------------------------|--|-------------|----------|----------|---------------------|-----------|
| Afghanistan | 35 | 4 | 2 | 1 | 1 | 27 |
| Serbia | 17 | - | - | 1 | 16 | - |
| Ukraine | 11 | - | 1 | - | 9 | 1 |
| Pakistan | 4 | - | 1 | - | - | 3 |
| Sudan | 4 | - | - | - | - | 4 |
| Turkey | 4 | - | - | - | 1 | 3 |
| Viet Nam | 4 | - | - | 1 | 1 | 2 |
| Morocco | 3 | - | - | - | 1 | 2 |
| Bangladesh | 2 | - | - | - | - | 2 |
| Bosnia and Herzegovina | 2 | - | - | - | 2 | - |
| Georgia | 2 | - | - | - | 2 | - |
| Moldova | 2 | - | - | - | 2 | - |
| Nigeria | 2 | - | 1 | - | - | 1 |
| Russian Federation | 2 | - | - | 1 | - | 1 |
| North Macedonia | 2 | 1 | - | - | 1 | - |
| Benin | 1 | - | 1 | - | - | - |
| Guatemala | 1 | - | - | - | 1 | - |
| India | 1 | - | - | - | - | 1 |
| Iraq | 1 | - | - | - | - | 1 |
| Jordan | 1 | 1 | - | - | - | - |
| Cameroon | 1 | - | - | - | 1 | - |
| Canada | 1 | - | - | - | 1 | - |
| Nepal | 1 | - | - | - | - | 1 |
| Areas not specified | 1 | - | - | - | 1 | - |
| TOTAL | 105 | 6 | 6 | 4 | 40 | 49 |

Number of foreigners released/removed from PDCA Sečovce in 2019 by nationality

| Nationality | Number of released/returned foreigners | Readmission | Dublin | AVR | Other way of return | Released |
|---------------------------------------|--|-------------|-----------|-----------|---------------------|-----------|
| Albania | 4 | - | - | - | - | - |
| Ukraine | 3 | - | - | 6 | - | 2 |
| Belarus | 2 | - | - | - | - | - |
| Georgia | 1 | - | - | - | - | - |
| Moldova | 1 | - | - | 2 | - | - |
| Afghanistan | 0 | - | 4 | - | 13 | 6 |
| Bangladesh | 0 | - | - | - | 2 | 2 |
| Stateless | 0 | - | 1 | - | - | 3 |
| Iraq | 0 | - | - | 6 | - | 6 |
| Iran | 0 | - | 5 | - | 3 | 1 |
| People's Democratic Republic of Korea | 0 | - | 1 | - | - | - |
| Nepal | 0 | - | - | 1 | - | - |
| Nigeria | 0 | - | - | - | 1 | 1 |
| Pakistan | 0 | - | - | 1 | 1 | - |
| Sudan | 0 | - | - | - | - | 4 |
| Turkey | 0 | - | - | 3 | - | - |
| Viet Nam | 0 | - | - | - | - | 1 |
| TOTAL | 11 | 0 | 11 | 19 | 20 | 26 |

Activities of PDCA Medved'ov/Sečovce in 2018 and 2019

| Activity of PDCA | PDCA Medved'ov | | PDCA Sečovce | |
|--|----------------|------|--------------|------|
| | 2018 | 2019 | 2018 | 2019 |
| Number of placements | 176 | 97 | 245 | 107 |
| Number of releases | 181 | 114 | 212 | 88 |
| Applications for issue of ETD | 52 | 17 | - | 17 |
| Applications for issue of ETD for other units | 15 | 21 | - | 8 |
| Number of ETDs issued for PDCA | 26 | 15 | - | 1 |
| Number of ETDs issued for other units | 3 | 5 | - | 8 |
| Escorts related to conducted returns | 89 | 45 | 17 | 16 |
| Removal by air with escort | 20 | 13 | 8 | 9 |
| Escorts by air of UMs from CH Dlaň Medzilaborce for the purpose of the Dublin transfer | - | - | 1 | - |
| Other escorts | 102 | 68 | 107 | 77 |
| Transports (from CZE to UKR) | 34 | 6 | - | 26 |
| Assistance by transport from AUT to POL | 2 | - | - | - |

Note:

Number of placements: number of all placements (one person may be listed more than once),

Number of releases: number of releases according to § 90 par 2 letter b) of the Act on stay of foreigners or due to reason of relocation to other PDCA (one person may be listed more than once).

2.8.5 Return Decisions and Effective Returns

Overview of return decisions issued in 2019

| Nationality | Total | Illegal migration | | other | |
|------------------------|-------|-------------------|----|-------|----|
| | | AR | JV | AR | JV |
| Ukraine | 1424 | 1297 | 68 | 21 | 38 |
| Serbia | 142 | 126 | 7 | 6 | 3 |
| Afghanistan | 43 | 43 | - | - | - |
| Viet Nam | 37 | 36 | 1 | - | - |
| Moldova | 34 | 32 | 1 | - | 1 |
| Turkey | 31 | 27 | 2 | - | 2 |
| Russian Federation | 23 | 23 | - | - | - |
| Iran | 21 | 21 | - | - | - |
| North Macedonia | 20 | 18 | 2 | - | - |
| Sri Lanka | 20 | 20 | - | - | - |
| Bangladesh | 19 | 19 | - | - | - |
| Georgia | 19 | 15 | 4 | - | - |
| Bosnia and Herzegovina | 14 | 11 | 1 | 2 | - |
| Iraq | 12 | 12 | - | - | - |
| Yemen | 12 | 12 | - | - | - |
| Albania | 11 | 6 | 5 | - | - |
| Poland | 9 | - | 1 | 4 | 4 |
| India | 8 | 8 | - | - | - |
| Somalia | 8 | 8 | - | - | - |
| Pakistan | 7 | 7 | - | - | - |
| Romania | 7 | - | 1 | 5 | 1 |
| Syria | 7 | 6 | 1 | - | - |
| Israel | 6 | 5 | 1 | - | - |
| Korean Republic | 6 | 5 | - | 1 | - |
| Morocco | 6 | 6 | - | - | - |
| Hungary | 5 | - | 1 | 1 | 3 |
| Nigeria | 5 | 5 | - | - | - |
| Belarus | 4 | 2 | 2 | - | - |
| Brazil | 4 | 4 | - | - | - |
| Nepal | 4 | 4 | - | - | - |
| Tunisia | 4 | 4 | - | - | - |
| Azerbaijan | 3 | 3 | - | - | - |
| China | 3 | 1 | 2 | - | - |
| The Netherlands | 3 | - | - | - | 3 |
| Croatia | 3 | - | - | 1 | 2 |
| Uzbekistan | 3 | 2 | 1 | - | - |
| Bulgaria | 2 | - | - | 1 | 1 |
| Philippines | 2 | 2 | - | - | - |
| Colombia | 2 | 2 | - | - | - |
| Palestine | 2 | 2 | - | - | - |
| Thailand | 2 | 2 | - | - | - |
| Algeria | 1 | 1 | - | - | - |
| Armenia | 1 | 1 | - | - | - |
| Stateless | 1 | 1 | - | - | - |
| Montenegro | 1 | 1 | - | - | - |
| Ghana | 1 | 1 | - | - | - |



continues on the next page



continues from the previous page (year 2019)

| Nationality | Total | Illegal migration | | other | |
|-----------------------|--------------|-------------------|------------|-----------|-----------|
| | | AR | JR | AR | JR |
| Guatemala | 1 | - | - | - | 1 |
| Indonesia | 1 | 1 | - | - | - |
| Jordan | 1 | 1 | - | - | - |
| South Africa | 1 | 1 | - | - | - |
| Cameroon | 1 | 1 | - | - | - |
| Canada | 1 | 1 | - | - | - |
| Kazakhstan | 1 | 1 | - | - | - |
| Kenya | 1 | 1 | - | - | - |
| Kosovo | 1 | 1 | - | - | - |
| Kuwait | 1 | 1 | - | - | - |
| Mexico | 1 | 1 | - | - | - |
| Germany | 1 | - | 1 | - | - |
| Senegal | 1 | 1 | - | - | - |
| United States, USA | 1 | 1 | - | - | - |
| Sudan | 1 | 1 | - | - | - |
| Saint Kitts and Nevis | 1 | 1 | - | - | - |
| Tajikistan | 1 | 1 | - | - | - |
| Turkmenistan | 1 | 1 | - | - | - |
| TOTAL | 2 020 | 1 817 | 102 | 42 | 59 |

Overview of return decisions issued in 2018

| Nationality | Total | Illegal migration | | other | |
|------------------------|-------|-------------------|-----|-------|----|
| | | AR | JR | AR | JR |
| Ukraine | 1 845 | 1 680 | 140 | 9 | 16 |
| Serbia | 216 | 170 | 18 | 6 | 22 |
| Viet Nam | 202 | 185 | 16 | 1 | - |
| Moldova | 64 | 63 | 1 | - | - |
| Afghanistan | 36 | 36 | - | - | - |
| Turkey | 25 | 24 | - | 1 | - |
| North Macedonia | 22 | 18 | 3 | - | 1 |
| Iraq | 21 | 21 | - | - | - |
| Bosnia and Herzegovina | 19 | 12 | - | 5 | 2 |
| Russian Federation | 18 | 18 | - | - | - |
| Pakistan | 15 | 15 | - | - | - |
| Azerbaijan | 11 | 11 | - | - | - |
| India | 11 | 11 | - | - | - |
| Iran | 9 | 9 | - | - | - |
| Romania | 7 | - | 1 | 2 | 4 |
| Albania | 7 | 6 | 1 | - | - |
| Georgia | 7 | 6 | - | - | 1 |
| Hungary | 7 | - | 6 | 1 | - |
| Czech Republic | 6 | - | - | 2 | 4 |
| China | 6 | 5 | - | 1 | - |
| Egypt | 6 | 6 | - | - | - |
| Bangladesh | 5 | 5 | - | - | - |
| Sudan | 5 | 5 | - | - | - |
| Philippines | 4 | 4 | - | - | - |
| Israel | 4 | 4 | - | - | - |
| Poland | 4 | - | - | 3 | 1 |
| Syria | 4 | 3 | 1 | - | - |
| Belarus | 3 | 2 | - | - | 1 |
| Bulgaria | 3 | - | - | 2 | 1 |
| Montenegro | 3 | 3 | - | - | - |
| Croatia | 3 | - | - | 2 | 1 |
| Canada | 3 | 3 | - | - | - |
| Korean Republic | 3 | 3 | - | - | - |
| Morocco | 3 | 3 | - | - | - |
| Algeria | 2 | 2 | - | - | - |
| Armenia | 2 | 2 | - | - | - |
| Benin | 2 | 1 | 1 | - | - |
| Kenya | 2 | 2 | - | - | - |
| Lebanon | 2 | 2 | - | - | - |
| Germany | 2 | - | - | - | 2 |
| Nigeria | 2 | 2 | - | - | - |
| Palestine | 2 | 2 | - | - | - |



continues on the next page



continues from the previous page (year 2018)

| Nationality | Total | Illegal migration | | other | |
|--------------------|--------------|-------------------|------------|-----------|-----------|
| | | AR | JR | AR | JR |
| Australia | 1 | 1 | - | - | - |
| Stateless | 1 | 1 | - | - | - |
| Dominica | 1 | 1 | - | - | - |
| Guinea | 1 | 1 | - | - | - |
| Jordan | 1 | 1 | - | - | - |
| South Africa | 1 | 1 | - | - | - |
| Cameroon | 1 | 1 | - | - | - |
| Kyrgyzstan | 1 | 1 | - | - | - |
| Colombia | 1 | 1 | - | - | - |
| Kuwait | 1 | 1 | - | - | - |
| Lithuania | 1 | - | - | - | 1 |
| Latvia | 1 | - | 1 | - | - |
| Malaysia | 1 | 1 | - | - | - |
| Mexico | 1 | 1 | - | - | - |
| Mongolia | 1 | 1 | - | - | - |
| Kosovo | 1 | - | 1 | - | - |
| United States, USA | 1 | 1 | - | - | - |
| Sri Lanka | 1 | 1 | - | - | - |
| Tajikistan | 1 | - | 1 | - | - |
| Thailand | 1 | 1 | - | - | - |
| Uzbekistan | 1 | 1 | - | - | - |
| TOTAL | 2 644 | 2 361 | 191 | 35 | 57 |

Note:

Overview contains information on to how many foreigners a decision on removal (AR or JR) was issued during the reference period (more than 1 decision might be issued to one person), regardless of when they have been detained.

- **Illegal migration AR/JR** – foreigners to whom the decision on administrative or judicial removal (AR, JR) was issued for the reasons related to illegal migration (IBC and IS)
- **Other** – foreigners to whom a decision on administrative or judicial removal (AR, JR) has been issued for the reasons, which do not relate to illegal migration (breach or not fulfilling general legal conditions with no connections to illegal migration).

Nationality of each foreigner in the overview is that one, he/she reported during removal procedure in the SR.

Overview of effective returns from the SR in 2019

| Nationality | Total | AR | | JR | |
|------------------------|-------------|----------------------|-----------|----------------------|-----------|
| | | of illegal migration | other | of illegal migration | other |
| Ukraine | 1350 | 1220 | 21 | 72 | 37 |
| Serbia | 52 | 44 | - | 6 | 2 |
| Viet Nam | 33 | 31 | - | 2 | - |
| Turkey | 26 | 23 | - | 1 | 2 |
| Afghanistan | 23 | 23 | - | - | - |
| Moldova | 22 | 19 | - | 2 | 1 |
| Russian Federation | 21 | 21 | - | - | - |
| Sri Lanka | 20 | 20 | - | - | - |
| Iran | 16 | 16 | - | - | - |
| Bangladesh | 15 | 15 | - | - | - |
| Iraq | 9 | 9 | - | - | - |
| Georgia | 8 | 4 | - | 4 | - |
| Somalia | 8 | 8 | - | - | - |
| Albania | 7 | 2 | - | 5 | - |
| India | 7 | 7 | - | - | - |
| Poland | 5 | - | - | 1 | 4 |
| Belarus | 4 | 2 | - | 2 | - |
| Hungary | 4 | - | - | 1 | 3 |
| North Macedonia | 4 | 3 | - | 1 | - |
| Azerbaijan | 3 | 3 | - | - | - |
| The Netherlands | 3 | - | - | - | 3 |
| Pakistan | 3 | 3 | - | - | - |
| Uzbekistan | 3 | 2 | - | 1 | - |
| Bosnia and Herzegovina | 2 | 1 | - | 1 | - |
| Philippines | 2 | 2 | - | - | - |
| Croatia | 2 | - | - | - | 2 |
| Morocco | 2 | 1 | - | 1 | - |
| Palestine | 2 | 2 | - | - | - |
| Romania | 2 | - | - | 1 | 1 |
| Syria | 2 | 2 | - | - | - |
| Tunisia | 2 | 2 | - | - | - |
| Armenia | 1 | 1 | - | - | - |
| Benin | 1 | - | - | 1 | - |
| Stateless | 1 | 1 | - | - | - |
| Bulgaria | 1 | - | - | - | 1 |
| Czech Republic | 1 | - | - | - | 1 |
| China | 1 | 1 | - | - | - |
| Guatemala | 1 | - | - | - | 1 |
| Indonesia | 1 | 1 | - | - | - |
| Israel | 1 | - | - | 1 | - |
| Yemen | 1 | 1 | - | - | - |
| Jordan | 1 | 1 | - | - | - |
| Cameroon | 1 | - | - | 1 | - |
| Canada | 1 | 1 | - | - | - |
| Kazakhstan | 1 | 1 | - | - | - |
| Kenya | 1 | 1 | - | - | - |
| Kosovo | 1 | - | - | 1 | - |
| Mongolia | 1 | 1 | - | - | - |
| Germany | 1 | - | - | 1 | - |
| Nepal | 1 | 1 | - | - | - |
| Nigeria | 1 | 1 | - | - | - |
| United States, USA | 1 | 1 | - | - | - |
| Sudan | 1 | 1 | - | - | - |
| Tajikistan | 1 | 1 | - | - | - |
| Thailand | 1 | 1 | - | - | - |
| TOTAL | 1686 | 1501 | 21 | 106 | 58 |

Overview of effective returns from the SR in 2018

| Nationality | Total | AR | | JR | |
|------------------------|--------------|----------------------|----------|----------------------|-----------|
| | | of illegal migration | other | of illegal migration | other |
| Ukraine | 1 763 | 1 604 | 4 | 139 | 16 |
| Viet Nam | 186 | 169 | - | 17 | - |
| Serbia | 62 | 21 | 1 | 20 | 20 |
| Moldova | 24 | 22 | - | 2 | - |
| Turkey | 20 | 20 | - | - | - |
| Iraq | 17 | 17 | - | - | - |
| Afghanistan | 12 | 11 | - | 1 | - |
| Azerbaijan | 11 | 11 | - | - | - |
| Russian Federation | 11 | 11 | - | - | - |
| Iran | 8 | 7 | - | 1 | - |
| North Macedonia | 7 | 3 | - | 3 | 1 |
| Georgia | 6 | 5 | - | - | 1 |
| Hungary | 6 | - | - | 6 | - |
| Pakistan | 6 | 6 | - | - | - |
| Romania | 6 | - | - | 3 | 3 |
| Czech Republic | 5 | - | - | 1 | 4 |
| India | 5 | 5 | - | - | - |
| Syria | 5 | 3 | - | 2 | - |
| Bangladesh | 4 | 4 | - | - | - |
| Bosnia and Herzegovina | 4 | 2 | - | - | 2 |
| Egypt | 4 | 4 | - | - | - |
| Philippines | 4 | 4 | - | - | - |
| Albania | 3 | 2 | - | 1 | - |
| Morocco | 3 | 3 | - | - | - |
| Belarus | 3 | 2 | - | - | 1 |
| Armenia | 2 | 2 | - | - | - |
| Nigeria | 2 | 1 | - | 1 | - |
| Algeria | 1 | 1 | - | - | - |
| Bulgaria | 1 | - | - | - | 1 |
| China | 1 | - | 1 | - | - |
| Croatia | 1 | - | - | - | 1 |
| Canada | 1 | 1 | - | - | - |
| Kenya | 1 | 1 | - | - | - |
| Kyrgyzstan | 1 | 1 | - | - | - |
| Korean Republic | 1 | 1 | - | - | - |
| Lebanon | 1 | 1 | - | - | - |
| Lithuania | 1 | - | - | - | 1 |
| Latvia | 1 | - | - | 1 | - |
| Germany | 1 | - | - | - | 1 |
| Palestine | 1 | 1 | - | - | - |
| Poland | 1 | - | - | - | 1 |
| Sri Lanka | 1 | 1 | - | - | - |
| Sudan | 1 | 1 | - | - | - |
| Tajikistan | 1 | - | - | 1 | - |
| Thailand | 1 | 1 | - | - | - |
| Tunisia | 1 | 1 | - | - | - |
| Uzbekistan | 1 | 1 | - | - | - |
| TOTAL | 2 209 | 1 951 | 6 | 199 | 53 |

Note:

The overview contains number of all executions of decisions of administrative or judiciary removal from the SR (process of return of foreigner – regardless whether voluntary or forced), that took place within the reference period, regardless when the person has been apprehended and regardless, when the decision was issued. The overview also contains executions of removal decisions issued by other Member State. The nationality listed is that one valid by the time of execution of the decision.

Effective returns from the territory of the SR disaggregated by the country of return in 2018 and 2019

| | Total | OF ILLEGAL MIGRATION | | OTHER | |
|------|-------|----------------------|-------------------|--------------------|-------------------|
| | | to a third country | to a Member State | to a third country | to a Member State |
| 2018 | 2 209 | 2 126 | 24 | 25 | 34 |
| 2019 | 1 686 | 1 586 | 21 | 37 | 42 |

Effective returns of illegal migrants from the territory of the SR to a third country in 2019 by the type of return

| Nationality | Total | FORCED RETURNS | | | VOLUNTARY RETURNS | | |
|------------------------|-------------|--------------------------|--------------------------|-----------|---|---------------------------------|---------------------------------|
| | | Via external land border | Via internal land border | By air | Voluntary departure | | Assisted voluntary return (IOM) |
| | | | | | After fulfilling obligation to leave the SR | at BCPs - departing from the SR | |
| Ukraine | 1290 | 87 | - | - | 185 | 993 | 25 |
| Serbia | 48 | 1 | 2 | 14 | 1 | - | 30 |
| Viet Nam | 33 | 30 | - | 1 | - | - | 2 |
| Turkey | 24 | 17 | - | - | 1 | 1 | 5 |
| Moldova | 21 | 4 | - | 3 | - | 12 | 2 |
| Russian Federation | 20 | 9 | - | - | 3 | 6 | 2 |
| Sri Lanka | 20 | 20 | - | - | - | - | - |
| Afghanistan | 18 | 15 | - | 1 | - | - | 2 |
| Iran | 16 | - | - | - | 1 | - | 15 |
| Bangladesh | 15 | 14 | - | - | - | - | 1 |
| Iraq | 9 | - | - | - | - | - | 9 |
| Somalia | 8 | 8 | - | - | - | - | - |
| Georgia | 7 | 1 | - | 3 | 2 | - | 1 |
| India | 7 | 7 | - | - | - | - | - |
| Belarus | 4 | 2 | - | 2 | - | - | - |
| North Macedonia | 4 | - | - | 2 | - | - | 2 |
| Albania | 3 | - | - | 1 | 2 | - | - |
| Azerbaijan | 3 | 3 | - | - | - | - | - |
| Pakistan | 3 | 2 | - | - | - | - | 1 |
| Uzbekistan | 3 | 3 | - | - | - | - | - |
| Bosnia and Herzegovina | 2 | - | - | 2 | - | - | - |
| Philippines | 2 | - | - | - | - | 1 | 1 |
| Morocco | 2 | 1 | - | 1 | - | - | - |
| Palestine | 2 | 2 | - | - | - | - | - |
| Tunisia | 2 | 1 | - | - | - | - | 1 |
| Armenia | 1 | - | - | - | - | - | 1 |
| Stateless | 1 | - | - | - | - | 1 | - |
| China | 1 | - | - | - | - | - | 1 |
| Indonesia | 1 | - | - | - | - | - | 1 |
| Israel | 1 | 1 | - | - | - | - | - |
| Yemen | 1 | 1 | - | - | - | - | - |
| Cameroon | 1 | - | - | 1 | - | - | - |
| Canada | 1 | - | - | 1 | - | - | - |
| Kazakhstan | 1 | - | - | - | 1 | - | - |
| Kenya | 1 | - | - | - | - | - | 1 |
| Kosovo | 1 | - | - | 1 | - | - | - |
| Mongolia | 1 | - | - | - | - | - | 1 |
| Nepal | 1 | - | - | - | - | - | 1 |
| Nigeria | 1 | - | - | - | - | - | 1 |
| Romania | 1 | 1 | - | - | - | - | - |
| United States, USA | 1 | - | - | - | - | - | 1 |
| Sudan | 1 | 1 | - | - | - | - | - |
| Syria | 1 | 1 | - | - | - | - | - |
| Tajikistan | 1 | 1 | - | - | - | - | - |
| Thailand | 1 | - | - | - | - | - | 1 |
| TOTAL | 1586 | 233 | 2 | 33 | 196 | 1014 | 108 |

Effective returns of illegal migrants from the territory of the SR to a third country in 2018 by the type of return

| Nationality | Total | FORCED RETURNS | | | VOLUNTARY RETURNS | | |
|------------------------|--------------|--------------------------|--------------------------|-----------|---|---------------------------------|---------------------------------|
| | | Via external land border | Via internal land border | By air | Voluntary departures | | Assisted voluntary return (IOM) |
| | | | | | After fulfilling obligation to leave the SR | at BCPs - departing from the SR | |
| Ukraine | 1 734 | 155 | - | - | 159 | 1 406 | 14 |
| Viet Nam | 186 | 168 | - | 1 | - | - | 17 |
| Serbia | 36 | - | 3 | 23 | 3 | - | 7 |
| Moldova | 24 | 1 | - | 2 | 1 | 19 | 1 |
| Turkey | 20 | 18 | - | - | - | - | 2 |
| Iraq | 17 | 10 | - | - | - | - | 7 |
| Afghanistan | 12 | 8 | - | 2 | - | - | 2 |
| Azerbaijan | 11 | 3 | - | - | - | - | 8 |
| Russian Federation | 9 | 3 | - | - | 2 | 4 | - |
| Iran | 7 | 2 | - | - | 1 | - | 4 |
| North Macedonia | 6 | - | 1 | 3 | 1 | - | 1 |
| Pakistan | 6 | 4 | - | - | - | - | 2 |
| Georgia | 5 | 1 | - | 1 | - | 1 | 2 |
| India | 5 | 4 | - | - | - | - | 1 |
| Hungary | 5 | 5 | - | - | - | - | - |
| Bangladesh | 4 | 4 | - | - | - | - | - |
| Egypt | 4 | 2 | - | 1 | - | 1 | - |
| Philippines | 4 | - | - | - | - | - | 4 |
| Albania | 3 | - | - | 2 | 1 | - | - |
| Morocco | 3 | 3 | - | - | - | - | - |
| Armenia | 2 | 1 | - | - | - | 1 | - |
| Belarus | 2 | 1 | - | - | - | 1 | - |
| Bosnia and Herzegovina | 2 | - | - | - | 1 | - | 1 |
| Nigeria | 2 | - | - | 1 | - | - | 1 |
| Canada | 1 | - | - | - | - | - | 1 |
| Kenya | 1 | - | - | - | - | - | 1 |
| Kyrgyzstan | 1 | 1 | - | - | - | - | - |
| Korean Republic | 1 | - | - | - | - | - | 1 |
| Lebanon | 1 | - | - | - | - | - | 1 |
| Latvia | 1 | 1 | - | - | - | - | - |
| Palestine | 1 | - | - | 1 | - | - | - |
| Romania | 1 | 1 | - | - | - | - | - |
| Sri Lanka | 1 | 1 | - | - | - | - | - |
| Sudan | 1 | 1 | - | - | - | - | - |
| Syria | 3 | 3 | - | - | - | - | - |
| Tajikistan | 1 | 1 | - | - | - | - | - |
| Thailand | 1 | - | - | - | 1 | - | - |
| Tunisia | 1 | - | - | - | - | - | 1 |
| Uzbekistan | 1 | 1 | - | - | - | - | - |
| TOTAL | 2 126 | 403 | 4 | 37 | 170 | 1 433 | 79 |

Notes:

Forced return to the third country is execution of decision on administrative or judiciary removal by the escort carried out by the unit of PF: a) via external land border, b) via internal land border or c) by air to the third country. This kind of execution of decision on AR/JR can also be a readmission, if the person is handed over according the readmission agreement.

Voluntary departure to the third country is: a) voluntary fulfilling the obligation to leave the territory of the SR within the period mentioned in the decision on AR due to IS detected inland (fulfilling of obligation is recorded at the BCP; or b) leave of the territory of the SR due to IS detected at the BCP at departure from SR, for which a decision on AR has been issued.

Effective returns of illegal migrants from the territory of the SR to other Member State in 2019 by the type of return

| Nationality | Total | Readmission | Dublin regulation | Other way of effective return |
|--------------------|-----------|-------------|-------------------|-------------------------------|
| Afghanistan | 5 | 4 | 1 | - |
| Albania | 4 | - | - | 4 |
| Serbia | 2 | - | - | 2 |
| Ukraine | 2 | - | - | 2 |
| Benin | 1 | - | 1 | - |
| Georgia | 1 | - | - | 1 |
| Jordan | 1 | 1 | - | - |
| Hungary | 1 | - | - | 1 |
| Germany | 1 | - | - | 1 |
| Poland | 1 | - | - | 1 |
| Russian Federation | 1 | - | - | 1 |
| Syria | 1 | - | - | 1 |
| TOTAL | 21 | 5 | 2 | 14 |

Effective returns of illegal migrants from the territory of the SR to other Member State in 2018 by the type of return

| Nationality | Total | Readmission | Dublin regulation | Other way of effective return |
|--------------------|-----------|-------------|-------------------|-------------------------------|
| Ukraine | 9 | 1 | - | 8 |
| Serbia | 5 | - | - | 5 |
| Romania | 2 | - | - | 2 |
| Russian Federation | 2 | 1 | - | 1 |
| Syria | 2 | - | - | 2 |
| Algeria | 1 | - | - | 1 |
| Czech Republic | 1 | - | - | 1 |
| Iran | 1 | - | 1 | - |
| Hungary | 1 | - | - | 1 |
| TOTAL | 24 | 2 | 1 | 21 |

Note:

Types of return in accordance with readmission agreement and Dublin regulation are considered as forced returns.

Effective returns in accordance with Dublin Regulation regard only those Dublin transfers based on decisions on administrative or judiciary returns.

Other way of effective return – execution of decision on AR or JR might be carried out as: a) escort by Police unit to the territory of other member state, if the foreigner, to whom a decision on AR/JR was issued, has valid residence permit or is authorized to stay on the territory of respective member state (country of return) or based on European arrest warrant; b) as voluntarily fulfilling the obligation to leave within the period stated in the decision on AR to a member state out of Schengen area based on detection of unauthorized stay inland or at the BCP when departing from the territory of SR.

2.9 Unauthorized Transport of Cigarettes through External Border

Overview of number of detected smuggled cigarettes through the external border (§ 279 CC) by individual months of 2019

| Month | Total number of cigarettes | Land border | | | Airports | | |
|--------------|----------------------------|----------------|----------|----------------|----------|----------|----------|
| | | Total | Thereof: | | Total | Thereof: | |
| | | | from SR | to SR | | from SR | to SR |
| January | 3 760 | 3 760 | - | 3 760 | - | - | - |
| February | - | - | - | - | - | - | - |
| March | 71 840 | 71 840 | - | 71 840 | - | - | - |
| April | 107 300 | 107 300 | - | 107 300 | - | - | - |
| May | 135 600 | 135 600 | - | 135 600 | - | - | - |
| June | 600 | 600 | - | 600 | - | - | - |
| July | 31 945 | 31 945 | - | 31 945 | - | - | - |
| August | 170 600 | 170 600 | - | 170 600 | - | - | - |
| September | 32 220 | 32 220 | - | 32 220 | - | - | - |
| October | - | - | - | - | - | - | - |
| November | 12 000 | 12 000 | - | 12 000 | - | - | - |
| December | - | - | - | - | - | - | - |
| TOTAL | 565 865 | 565 865 | - | 565 865 | - | - | - |

Smuggled cigarettes detected by units of DBFP Sobrance in 2019 by place of detection

| | | Number of cases | Number of cigarettes | Value in € |
|------------------------------------|---------------------------|-----------------|----------------------|-------------------|
| Cigarettes detected at BCPs | | 10 | 315 185 | 68 037,38 |
| Thereof: | In cars | - | - | - |
| | In trains | 9 | 314 965 | 68 016,64 |
| | Among personal belongings | 1 | 220 | 20,74 |
| Cigarettes detected Inland | | 14 | 250 680 | 35 651,46 |
| Thereof: | In cars | 5 | 17 480 | 3 016,86 |
| | Among personal belongings | 1 | 6 000 | 995,88 |
| | In forest | 5 | 111 600 | 14 854,25 |
| | In river | 1 | 5 000 | 530,72 |
| | In village | 2 | 110 600 | 16 253,75 |
| TOTAL | | 24 | 565 865 | 103 688,84 |

Smuggled cigarettes detected by individual units of DBFP Sobrance in 2019 by place of detection

| | | Number of cases | Number of cigarettes | Value in € |
|---------------------------------|--------------------------------------|-----------------|----------------------|-------------------|
| BCU PF Zboj | | - | - | - |
| BCU PF Topoľa | | - | - | - |
| BCU PF Ulič | | - | - | - |
| BCU PF Vyšné Nemecké | | 4 | 63 600 | 6 887,21 |
| Thereof: | Inland in forest | 3 | 57 600 | 5 891,33 |
| | inland among personal belongings | 1 | 6 000 | 995,88 |
| BCU PF Ubl'a | | 4 | 10 120 | 1 844,56 |
| Thereof: | inland in cars | 3 | 4 120 | 848,68 |
| | Inland in forest | 1 | 6 000 | 995,88 |
| BCU PF Podhorod' | | - | - | - |
| BCU PF Petrovce | | - | - | - |
| BCU PF Maťovské Vojkovce | | 7 | 314 125 | 67 900,28 |
| Thereof: | At the BCP in trains | 7 | 314 125 | 67 900,28 |
| BCU PF Veľké Slemence | | 2 | 110 220 | 16 174,90 |
| Thereof: | Inland in a village | 1 | 110 000 | 16 154,16 |
| | At the BCP among personal belongings | 1 | 220 | 20,74 |
| BCU PF Čierna nad Tisou | | 4 | 15 440 | 2 197,48 |
| Thereof: | At the BCP in trains | 2 | 840 | 116,36 |
| | Inland in river | 1 | 5 000 | 530,72 |
| | Inland in cars | 1 | 9 600 | 1 550,40 |
| MIU PF DBFP Sobrance | | 3 | 52 360 | 8 684,41 |
| Thereof: | Inland in cars | 1 | 3 760 | 617,78 |
| | Inland in forest | 1 | 48 000 | 7 967,04 |
| | Inland in a village | 1 | 600 | 99,59 |
| TOTAL | | 24 | 565 865 | 103 688,84 |

2.10 Positive Hits in Police Databases

Overview of number of apprehended persons, vehicles and items based on searching in police databases in 2019

| | | | Total | Thereof: | | | |
|------------------------------------|----------------------|-------------------------|-------|-----------------|------------------|-------------|---------------|
| | | | | DBFP Bratislava | DBFP B. Bystrica | DBFP Prešov | DBFP Sobrance |
| persons | Total | | 2 624 | 557 | 5 | 152 | 1 910 |
| | SIS | Third country nationals | 1 739 | 155 | - | 21 | 1 563 |
| | | EU nationals | 712 | 321 | 4 | 93 | 294 |
| | PATROS and INTERPOL | Third country nationals | 56 | 14 | 1 | 1 | 40 |
| | | EU nationals | 117 | 67 | - | 37 | 13 |
| Transport means | Total | | 114 | 0 | 0 | 0 | 114 |
| | PATRMV and INTERPOL | | 4 | - | - | - | 4 |
| | SIS | | 110 | - | - | - | 110 |
| items (incl. documents) | Total | | 1 007 | 204 | 1 | 27 | 775 |
| | PATRDOC and INTERPOL | | 594 | 144 | - | 23 | 427 |
| | SIS | | 413 | 60 | 1 | 4 | 348 |
| persons, transport means and items | Total | | 29 | 0 | 0 | 0 | 29 |
| | IBO | | 29 | - | - | - | 29 |

Overview of number of apprehended persons, vehicles and items based on searching in police databases in 2018

| | | | Total | Thereof: | | | |
|------------------------------------|----------------------|-------------------------|-------|-----------------|------------------|-------------|---------------|
| | | | | DBFP Bratislava | DBFP B. Bystrica | DBFP Prešov | DBFP Sobrance |
| persons | total | | 2 392 | 439 | 3 | 170 | 1 780 |
| | SIS | Third country nationals | 1 579 | 77 | 1 | 12 | 1 489 |
| | | EU nationals | 578 | 263 | 1 | 68 | 246 |
| | PATROS and INTERPOL | Third country nationals | 69 | 25 | - | 13 | 31 |
| | | EU nationals | 166 | 74 | 1 | 77 | 14 |
| Transport means | Total | | 178 | 1 | 0 | 0 | 177 |
| | PATRMV and INTERPOL | | 5 | 1 | - | - | 4 |
| | SIS | | 173 | - | - | - | 173 |
| items (incl. Documents) | Total | | 634 | 138 | 4 | 34 | 458 |
| | PATRDOC and INTERPOL | | 320 | 79 | - | 27 | 214 |
| | SIS | | 314 | 59 | 4 | 7 | 244 |
| persons, transport means and items | Total | | 39 | 0 | 0 | 0 | 39 |
| | IBO | | 39 | - | - | - | 39 |



Processed:

Risk Analysis and Coordination Department
Bureau of Border and Foreigners Police
Presidium of the Police Force

Ružinovská 1/B, 812 72 Bratislava
Tel: +421961050770, Fax: +421961059170
Email: uhcp@minv.sk
oark.uhcp@minv.sk
Internet: <http://www.minv.sk/?rocenky>
Intranet: <http://info.minv.sk/pz/uhcp/>