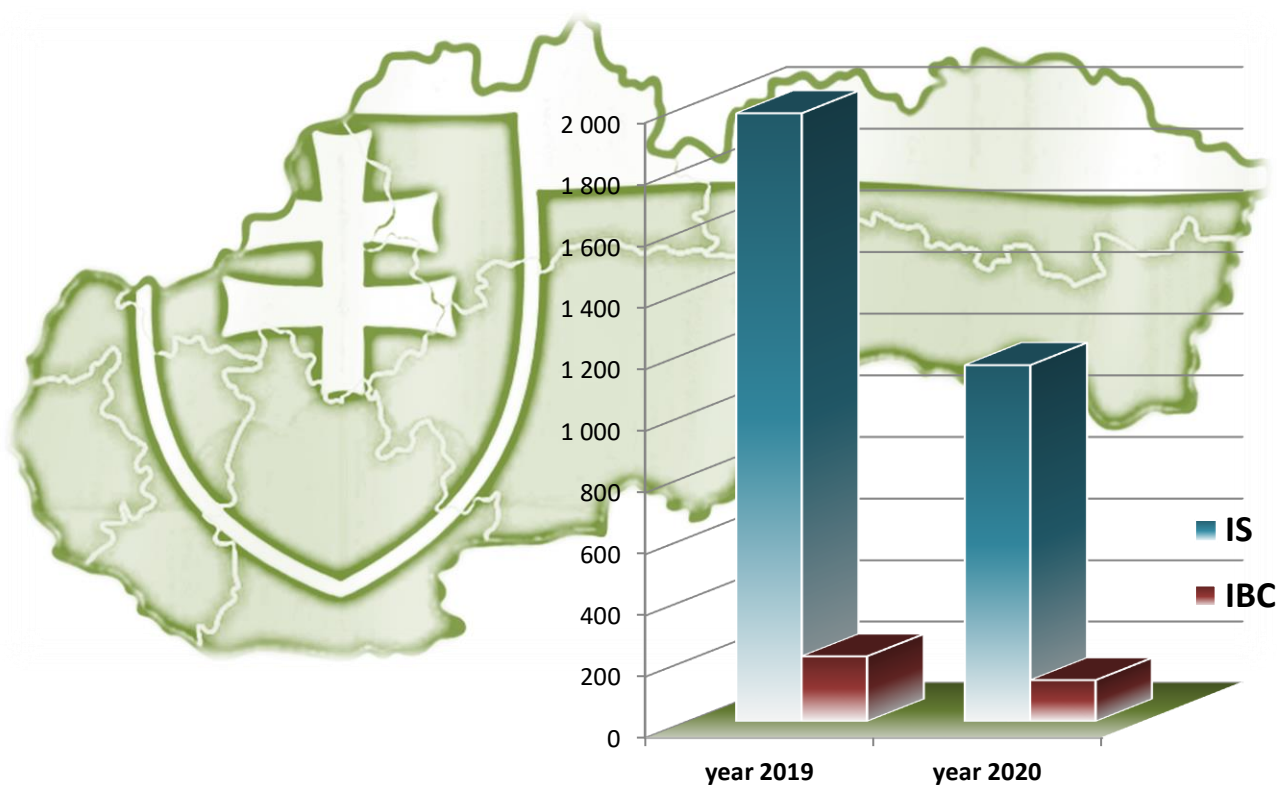


Presidium of the Police Force

Bureau of Border and Foreign Police

Statistical Overview of Legal and Illegal Migration in the Slovak Republic



2020

Date of revision 26/4/2021

CONTENT

1	LEGAL MIGRATION.....	6
1.1	Legal Migration by Border Type	6
1.2	Stay of Foreigners in the Slovak Republic.....	8
1.3	Visas.....	19
2	ILLEGAL MIGRATION.....	24
2.1	Illegal Crossings of State Border of the Slovak Republic.....	30
2.2	Illegal Stay on the Territory of the Slovak Republic	40
2.3	Unaccompanied Minors Apprehended for IBC and IS	60
2.4	Asylum Applications.....	62
2.5	False Travel, Residence and Other Documents.....	66
2.6	Refusal of Entry	70
2.7	Facilitation of Illegal Migration and Trafficking in Human Beings	77
2.8	Return Policy and Persons Taken Over to the SR.....	81
2.8.1	Readmission	81
2.8.2	Assisted Voluntary Returns	85
2.8.3	Dublin Transfers.....	86
2.8.4	Police Detention Centres for Foreigners.....	89
2.8.5	Return Decisions and Effective Returns	92
2.9	Unauthorized Transport of Cigarettes through External Border	101
2.10	Positive Hits in Police Databases.....	103

LIST OF ABBREVIATIONS

AR – administrative removal
AU PF – Asylum Unit of the Police Force
AVR – assisted voluntary return via International Organization for Migration
BBFP – Bureau of Border and Foreign Police
BCP – Border Crossing Point
BCS – Border Crossing Stamp
BCU PF – Border Control Unit of the Police Force
CC – Criminal Code
CH – children's home
CVAD – Central Visa Authority Department
DAU – Document Analysis Unit
DBFP – Directorate of Border and Foreign Police
ETD – Emergency Travel Document
EU – European Union
FPD – Foreign Police Department of the Bureau of Border and Foreign Police
FPU PF – Foreign Police Unit of the Police Force
IBC – Illegal Border Crossing
IBO – Registry of blocked persons, vehicles and items at the Border Crossing Points
IDC – Identity Card
IOM – International Organization for Migration
IS – Illegal Stay
JR – Judicial Removal
MFA – Ministry of Foreign and European Affairs of the SR
MIU PF – Mobile Intervention Unit of the Police Force
MO MOI – Migration Office of the Ministry of Interior of the SR
MOI – Ministry of Interior of the SR
MU PF – Mobile Unit of the Police Force
NUCIM – National Unit for Combating Illegal Migration
NVIS – National Visa Information System
P PF – Presidium of the Police Force
PATRDOC – Registry of Stolen and Lost Documents
PATRMV – Registry of stolen vehicles
PATROS – Registry of Wanted and Missing Persons
PDCF – Police Detention Centre for Foreigners
PF – Police Force
RP – Residence Permit
SIS – Schengen Information System
SR – the Slovak Republic
TD – travel document
UM - unaccompanied minor
VIS – Visa Information System

DEFINITIONS OF TERMS USED

a) Internal borders - are sections of the state border of the SR, which represent the common land borders among the member states of Schengen area – what comprises sections of the state border of the SR with Austria, Hungary, Czechia, Poland and airports for intra-Schengen flights (flights to territory of member states or from their territory only, and without landing on a territory of third country).

b) External borders - are sections of the state border of the SR, which represent the common land border with non-member state, and airports, if they are not internal borders; what comprises **land border** – state border of the SR with Ukraine, and **airports**.

c) Illegal border crossing – external border (land, air) – this category includes all cases of foreigners, who attempted to cross or crossed the SR border illegally, regardless of direction, wherein the time period between crossing and apprehension is less than 48 hours and they were apprehended by the police patrol performing border control tasks. This category also includes cases of readmission with foreigners apprehended out of the SR territory by a foreign authority, and they were returned to the SR according to readmission agreements after IBC from the SR.

During temporary reintroduction of border controls at internal border, the IBC category also includes the cases at the internal border, when third country nationals are apprehended by the Slovak police patrol during random controls of intra-Community flights or during controls of internal land border.

d) Illegal stay on territory of the SR – this category includes foreigners who were found illegally on the territory of the SR, their stay is not in compliance with the national legislation and/or international agreements; regardless the fact of entering SR legally or illegally, or this was detected during border checks at the point of departure from SR, except of IBC attempt.

Disaggregation of illegal stay:

- Inland:

- **After legal entry to the SR** – this category includes foreigners who were apprehended inland for their illegal stay and who had entered (could enter) the territory of the SR legally, but at the time of detection it came out that they were staying illegally within the territory of the SR (overstayers with expired visa or residence permit, illegal work),
- **After illegal entry to the SR** – this category includes foreigners who were apprehended inland for illegal stay and who had entered the territory of the SR illegally,
- **After unknown entry to the SR** – this category includes foreigners who were apprehended inland for illegal stay, but there is no evidence whether their entry to the SR was legal or illegal,

- At the BCP at exit from the SR broken down to land border and airports (extra-Schengen flights) – this category includes foreigners whose illegal stay was detected during border check at BCP when exiting the territory of the SR to a third country,

- After return from another Member State – this category includes foreigners who were apprehended outside the territory of the SR by an authority of other country and who were returned to the SR according to the Dublin Regulation and who have not previously been apprehended on the territory of the SR for illegal stay or according to readmission agreements, or other agreements¹,

¹ e. g. Convention on International Civil Aviation

e) Refusal of entry to a third country national – this category includes third country nationals (except of family members of EU nationals) who were refused to enter the territory of the SR due to reasons listed in Article 14 of the Regulation (EU) 2016/399 of the European Parliament and of the Council of 9 March 2016 on a Union Code on the rules governing the movement of persons across borders (Schengen Borders Code),

g) Foreigner – A foreigner shall be understood as everyone who is not the state citizen of the Slovak Republic,

h) EU national - is everyone who is not a SR national and who is a Member State national (Member State is an EU Member State, other state that is the part of the Agreement on European Economic Area and Switzerland),

i) Third country national - is everyone who is not the SR national and not the EU national (this category also includes stateless persons),

j) Illegal migrant - is a person apprehended for illegal state border crossing or illegal stay,

k) Readmission related to illegal migration – is handing over and taking over of foreigners according to readmission agreements if this person previously crossed the state border of the SR illegally or stayed within the territory of the SR illegally after illegal entry,

l) Visa – means an authorization issued by a Member State of the Schengen area with a view to transit through or an intended stay in the territory of one Member State or several Member States. The type of the visa is defined as follows:

- **Schengen visa type A (Airport transit visa)** – means a visa valid for transit through the international transit areas of one or more airports of the Member States,

- **Schengen visa type C (uniform visa, visa with limited territorial validity)** – means an authorization issued by a Member State of the Schengen area to transit through or an intended stay in the territory of the Member States of a duration of no more than 90 days in any 180 days period and to transit through the international transit areas of airports of the Member States,

- **National visa type D (long-term visa)** – means an authorization issued by a Member State of the Schengen area which is required for entry with a view to intended stay in the territory of this Member State for a period of more than three months, but not more than one year.

The following tables have been changed in the revised version:

p. 86: Effective Dublin transfers according to the Regulation (EU) No. 604/2013 in 2019 and 2020, Persons taken over to the SR from individual countries according to the Dublin regulation in 2020 disaggregated by nationality

p. 95: Effective returns from the territory of the SR disaggregated by the country of return in 2019 and 2020

p. 96: Overview of effective returns from the SR in 2020

p. 98: Effective returns of illegal migrants from the territory of the SR to a third country in 2020 by the type of return

1 LEGAL MIGRATION

1.1 Legal Migration by Border Type

Overview of persons and vehicles having crossed the external borders legally at border crossing points by the direction of crossing in 2019 and 2020

			2019		2020	
			from SR	to SR	from SR	to SR
LAND BORDER	Number of persons by direction of crossing in total		1 377 284	1 283 062	379 000	400 273
	Thereof:	EU nationals and Slovak nationals	348 918	343 298	65 257	64 365
		Third country nationals	1 028 366	939 764	313 743	335 908
	Total number of persons		2 660 346		779 273	
	Total number of vehicles by direction of crossing		312 054	289 586	127 192	140 061
	Thereof:	Passenger cars	247 271	225 623	73 850	85 013
		Buses	10 861	11 222	2 219	2 112
		Trucks	47 548	46 366	46 181	48 032
		Passenger trains	1 873	1 874	1 020	1 020
		Cargo trains	4 501	4 501	3 922	3 884
Total number of vehicles		601 640		267 253		
AIRPORTS	Total number of persons by direction of crossing		1 049 829	1 041 799	191 841	199 780
	Thereof:	EU nationals and Slovak nationals	882 394	876 694	155 056	160 986
		Third country nationals	167 435	165 105	36 785	38 794
	Total number of persons		2 091 628		391 621	
	Total number of aircrafts by direction of crossing		7 877	7 867	2 573	2 480
	Total number of aircrafts		15 744		5 053	
Total number of persons			4 751 974		1 170 894	
Total number of vehicles			617 384		272 306	

Note:

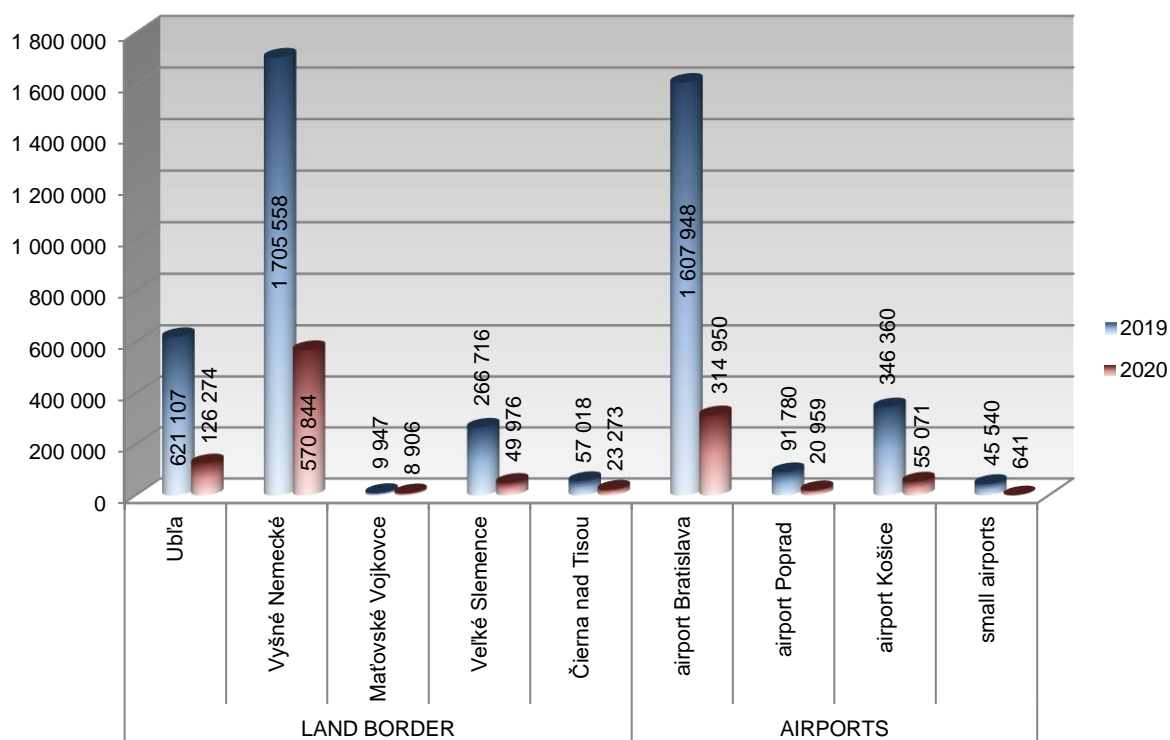
In case of airports, only aircrafts and passengers of non-Schengen flights are included.

Overview of persons and vehicles having crossed the external border legally by individual BCPs in 2019 and 2020

		2019		2020	
		Persons	Vehicles	Persons	Vehicles
LAND BORDER	Ubl'a	621 107	149 119	126 274	32 088
	Vyšné Nemecké	1 705 558	439 772	570 844	225 319
	Maťovské Vojkovce	9 947	5 107	8 906	4 320
	Veľké Slemence	266 716	-	49 976	-
	Čierna nad Tisou	57 018	7 642	23 273	5 526
AIRPORTS	Bratislava airport	1 607 948	12 148	314 950	4 195
	Poprad airport	91 780	654	20 959	255
	Košice airport	346 360	2 447	55 071	438
	Small airports*	45 540	495	641	165
TOTAL		4 751 974	617 384	1 170 894	272 306

* small airports (airports Piešťany, Sliač, Nitra, Žilina, Prievidza and Jasná are BCPs at small airports in line with in line with the Annex 4 of the Practical Handbook for Border Guards (Schengen Handbook))

Overview of persons having crossed the external border legally by individual BCPs in 2019 and 2020



1.2 Stay of Foreigners in the Slovak Republic

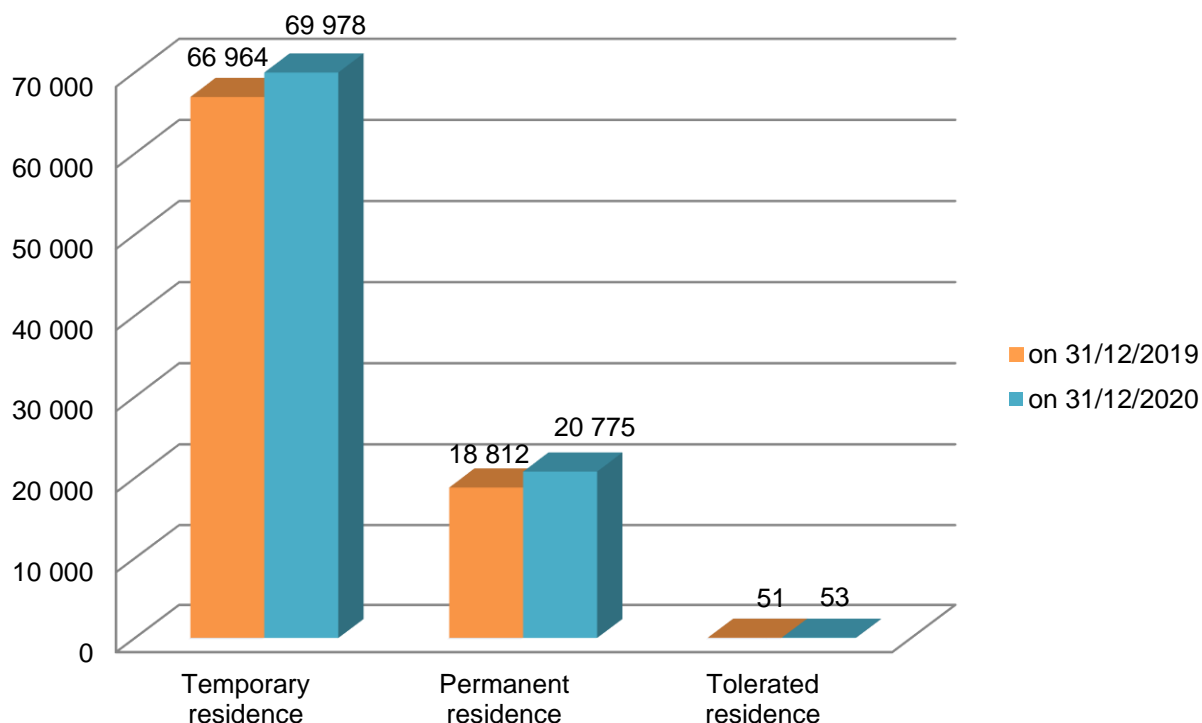
Number of valid residence permits for foreigners on 31/12/2019 and on 31/12/2020

Nationality type	on 31/12/2019	on 31/12/2020
Third country nationals	85 827	90 806
EU and UK nationals	57 248	59 206
TOTAL	143 075	150 012

Number of valid residence permits for third country nationals on 31/12/2019 and on 31/12/2020 by the type of residence

Type of residence	on 31/12/2019	on 31/12/2020
Temporary residence	66 964	69 978
Permanent residence	18 812	20 775
Tolerated residence	51	53
TOTAL	85 827	90 806

Number of valid residence permits for third country nationals on 31/12/2019 and on 31/12/2020 by the type of residence



Number of valid residence permits for third country nationals on 31/12/2020 - TOP 40

Nationality	on 31/12/2020			
	Total number of permits	Thereof:		
		Temporary	Permanent	Tolerated
Ukraine	42 162	36 002	6 158	2
Serbia	16 005	15 068	937	-
Viet Nam	6 798	4 873	1 924	1
Russian Federation	5 658	2 974	2 682	2
China	2 695	862	1 833	-
North Macedonia	1 675	1 015	660	-
Korean Republic	1 493	842	651	-
Iran	1 221	1 003	218	-
United States, USA	1 055	369	686	-
India	991	787	204	-
Bosnia and Herzegovina	901	753	148	-
Turkey	785	456	329	-
Georgia	741	688	53	-
Belarus	593	368	225	-
Kazakhstan	574	423	151	-
Thailand	481	256	225	-
Israel	383	295	88	-
Syria	359	189	167	3
Egypt	358	122	236	-
Afghanistan	314	148	130	36
Albania	313	123	190	-
Philippines	309	188	121	-
Moldova	283	205	78	-
Brazil	279	155	124	-
Japan	231	144	87	-
Mexico	228	69	159	-
Iraq	213	72	141	-
Kyrgyzstan	198	178	20	-
Nigeria	174	59	115	-
Canada	171	62	109	-
Tunisia	165	4	161	-
Libya	147	59	84	4
Lebanon	142	43	99	-
Armenia	141	74	67	-
Azerbaijan	139	101	38	-
Australia	131	14	117	-
Mongolia	120	103	17	-
Areas not elsewhere specified (Kosovo)	117	30	87	-
Palestine	103	46	57	-
Montenegro	95	78	17	-
Other nationalities	1 865	678	1 182	5
TOTAL	90 806	69 978	20 775	53

Number of valid residence permits for third country nationals on 31/12/2019 - TOP 40

Nationality	on 31/12/2019			
	Total number of permits	Thereof:		
		Temporary	Permanent	Tolerated
Ukraine	38 307	33 247	5 058	2
Serbia	16 604	15 784	820	-
Viet Nam	5 565	3 732	1 831	2
Russian Federation	5 257	2 821	2 433	3
China	2 709	926	1 783	-
North Macedonia	1 614	1 012	602	-
Korean Republic	1 608	983	625	-
Iran	1 400	1 221	179	-
United States, USA	1 064	398	666	-
India	967	778	189	-
Bosnia and Herzegovina	887	747	140	-
Turkey	801	483	318	-
Georgia	597	547	50	-
Belarus	529	309	220	-
Kazakhstan	524	400	124	-
Thailand	485	280	205	-
Afghanistan	390	223	135	32
Syria	387	228	159	-
Egypt	359	117	242	-
Israel	357	274	83	-
Brazil	286	159	127	-
Moldova	277	201	76	-
Albania	264	101	163	-
Philippines	237	127	110	-
Iraq	232	95	137	-
Mexico	232	85	147	-
Japan	216	129	87	-
Kyrgyzstan	201	180	21	-
Canada	184	75	109	-
Libya	174	98	76	-
Tunisia	170	5	165	-
Nigeria	159	45	114	-
Armenia	148	80	66	2
Lebanon	143	45	98	-
Australia	132	14	118	-
Azerbaijan	131	100	31	-
Areas not elsewhere specified (Kosovo)	120	34	86	-
Palestine	104	53	51	-
Mongolia	99	77	22	-
Montenegro	95	78	17	-
Other nationalities	1 812	673	1 129	10
TOTAL	85 827	66 964	18 812	51

Number of valid residence permits for third country nationals on 31/12/2019 and on 31/12/2020 by region and type of residence

		on 31/12/2019	on 31/12/2020
Bratislava region		31 210	33 497
Thereof:	Temporary residence	23 947	25 269
	Permanent residence	7 258	8 227
	Tolerated residence	5	1
Trnava region		11 527	11 713
Thereof:	Temporary residence	9 815	9 734
	Permanent residence	1 710	1 977
	Tolerated residence	2	2
Košice region		10 137	11 183
Thereof:	Temporary residence	7 468	8 317
	Permanent residence	2 667	2 865
	Tolerated residence	2	1
Nitra region		8 964	8 955
Thereof:	Temporary residence	7 226	7 084
	Permanent residence	1 737	1 866
	Tolerated residence	1	5
Prešov region		6 991	7 646
Thereof:	Temporary residence	5 154	5 732
	Permanent residence	1 799	1 871
	Tolerated residence	38	43
Žilina region		6 151	6 602
Thereof:	Temporary residence	4 798	5 135
	Permanent residence	1 353	1 467
	Tolerated residence	-	-
Trenčín region		5 767	6 192
Thereof:	Temporary residence	4 700	5 021
	Permanent residence	1 067	1 171
	Tolerated residence	-	-
Banská Bystrica region		5 080	5 018
Thereof:	Temporary residence	3 856	3 686
	Permanent residence	1 221	1 331
	Tolerated residence	3	1
Total		85 827	90 806
Thereof:	Temporary residence	66 964	69 978
	Permanent residence	18 812	20 775
	Tolerated residence	51	53

Number of EU nationals and United Kingdom nationals with valid registration for residence on 31/12/2019 and on 31/12/2020

Nationality	Number of registrations	
	on 31/12/2019	on 31/12/2020
Czechia	11 379	12 246
Hungary	8 872	9 492
Romania	7 505	7 372
Poland	6 000	6 133
Germany	4 534	4 572
Italy	3 016	3 057
United Kingdom	2 669	2 828
Austria	2 450	2 563
Bulgaria	1 799	1 740
France	1 513	1 563
Spain	1 227	1 300
Croatia	1 330	1 274
Greece	810	805
The Netherlands	586	614
Portugal	447	500
Norway	518	498
Belgium	403	408
Slovenia	350	380
Sweden	298	302
Switzerland	300	297
Ireland	267	287
Latvia	208	215
Lithuania	203	209
Denmark	198	205
Finland	150	133
Estonia	59	66
Cyprus	50	51
Iceland	53	45
Malta	35	33
Luxembourg	16	16
Liechtenstein	3	2
TOTAL	57 248	59 206

Number of valid residence permits of foreigners by type of residence on k 31/12/2020 – TOP 10

Temporary residence		Permanent residence		Tolerated residence	
Nationality	number	Nationality	number	Nationality	number
Ukraine	36 002	Czechia	12 246	Afghanistan	36
Serbia	15 068	Hungary	9 492	Libya	4
Viet Nam	4 873	Romania	7 372	Syria	3
Russian Federation	2 974	Ukraine	6 158	Ukraine	2
North Macedonia	1 015	Poland	6 133	Russian Federation	2
Iran	1 003	Germany	4 572	Viet Nam	1
China	862	Italy	3 057	Algeria	1
Korean Republic	842	United Kingdom	2 828	Pakistan	1
India	787	Russian Federation	2 682	Morocco	1
Bosnia and Herzegovina	753	Austria	2 563	Bangladesh	1
Other nationalities	5 799	Other nationalities	22 878	Uruguay	1
TOTAL	69 978	TOTAL	79 981	TOTAL	53

Number of valid residence permits of foreigners by type of residence on k 31/12/2019 – TOP 10

Temporary residence		Permanent residence		Tolerated residence	
Nationality	number	Nationality	number	Nationality	number
Ukraine	33 247	Czechia	11 379	Afghanistan	32
Serbia	15 784	Hungary	8 871	Russian Federation	3
Viet Nam	3 732	Romania	7 505	Pakistan	3
Russian Federation	2 821	Poland	6 000	Ukraine	2
Iran	1 221	Ukraine	5 058	Viet Nam	2
North Macedonia	1 012	Germany	4 534	Armenia	2
Korean Republic	983	Italy	3 016	Morocco	2
China	926	United Kingdom	2 699	Bangladesh	2
India	778	Austria	2 450	Democratic Rep. of Congo	1
Bosnia and Herzegovina	747	Russian Federation	2 433	Uruguay	1
Other nationalities	5 713	Other nationalities	22 115	Sierra Leone	1
TOTAL	66 964	TOTAL	76 060	TOTAL	51

Number of valid residence permits of third country nationals on 31/12/2019 and on 31/12/2020 by purpose of residence

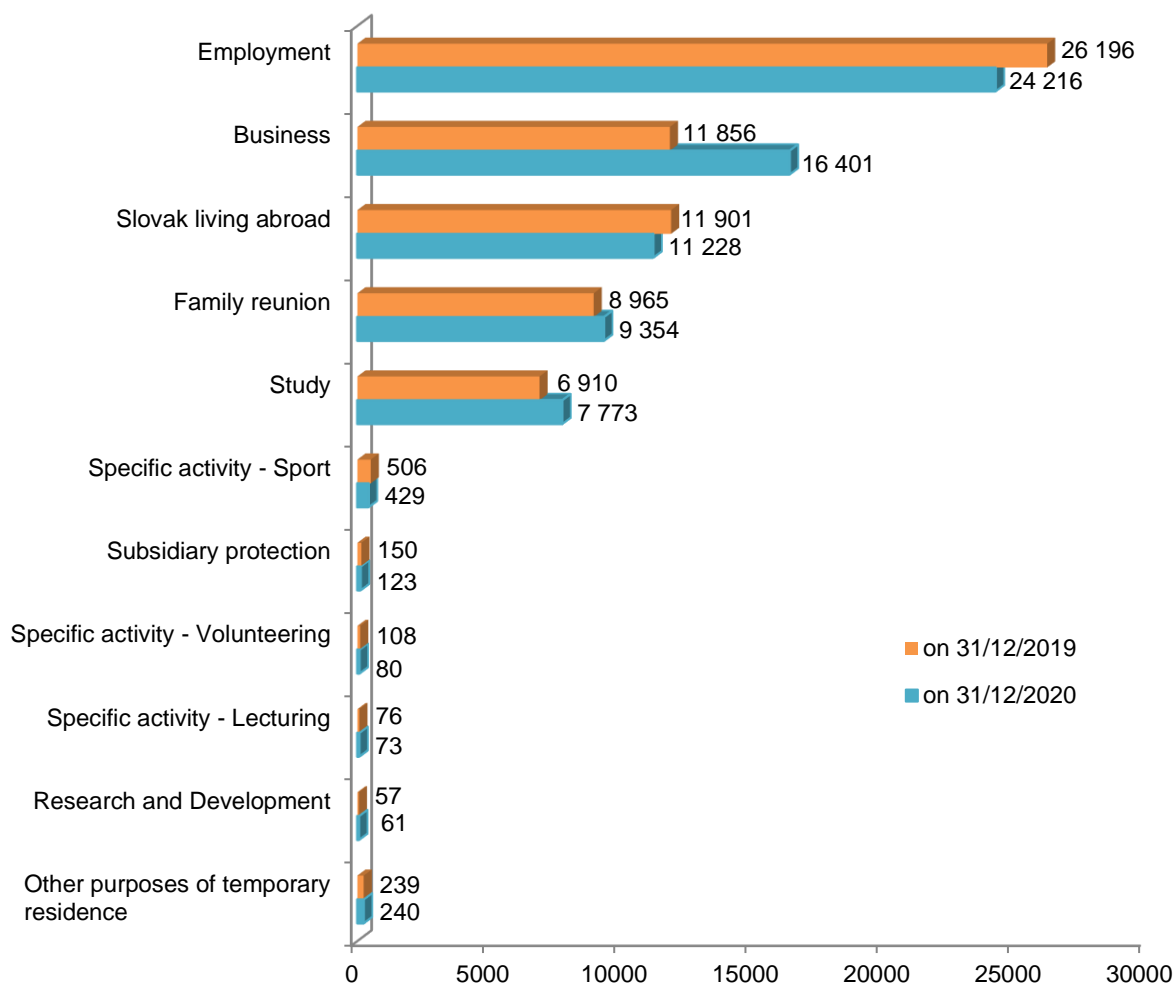
Temporary residence		
Purpose of residence	on 31/12/2019	on 31/12/2020
Employment	26 196	24 216
Business	11 856	16 401
Slovak living abroad	11 901	11 228
Family reunion	8 965	9 354
Study	6 910	7 773
Specific activity – Sport	506	429
Subsidiary protection	150	123
Specific activity- Volunteering	108	80
Specific activity – Lecturing	76	73
Research and Development	57	61
Other purposes of temporary residence	239	240
TOTAL	66 964	69 978

Permanent residence		
Purpose of residence	on 31/12/2019	on 31/12/2020
Long term residence	8 237	9 821
Permanent residence (unlimited)	5 710	6 014
Permanent residence (for 5 years)	3 191	3 164
Family member of EU national	1 173	1 216
Refugee	295	283
Family member of EU national – permanent	206	277
TOTAL	18 812	20 775

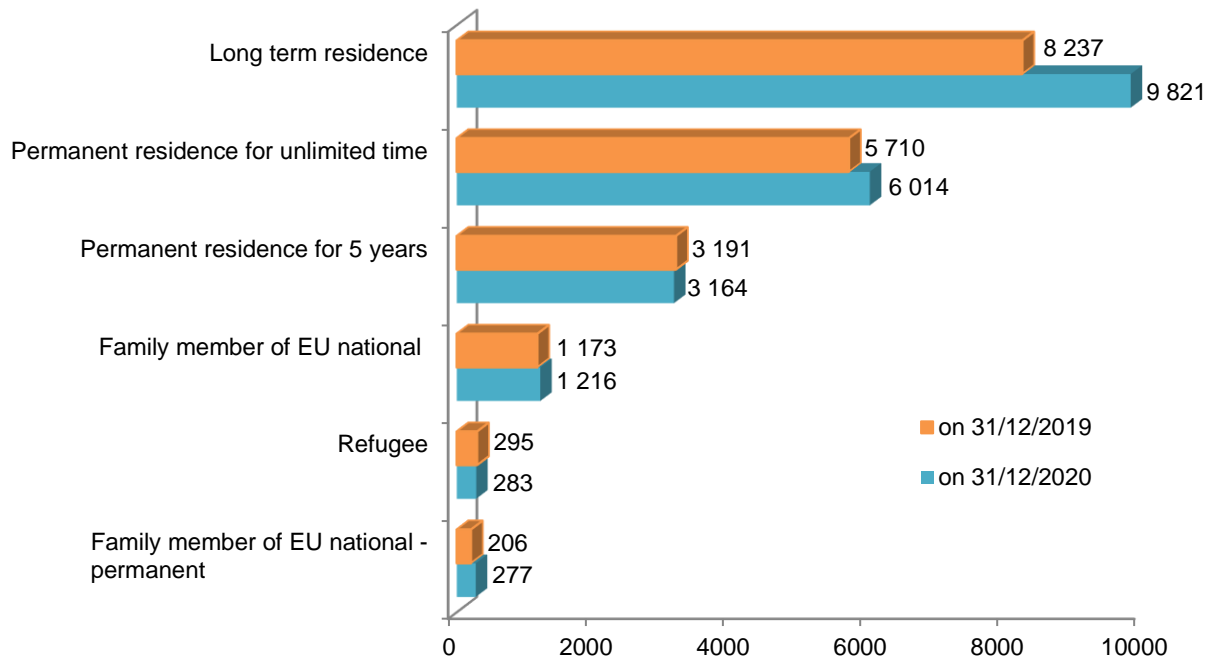
Tolerated residence		
Purpose of residence	on 31/12/2019	on 31/12/2020
Unaccompanied minor § 58 par. 1 letter a)	38	47
Respecting for foreigner's personal and family life § 58 par. 1 letter b)	13	6
TOTAL	51	53

Number of valid residence permits of third country nationals on 31/12/2019 and on 31/12/2020 by purpose of residence

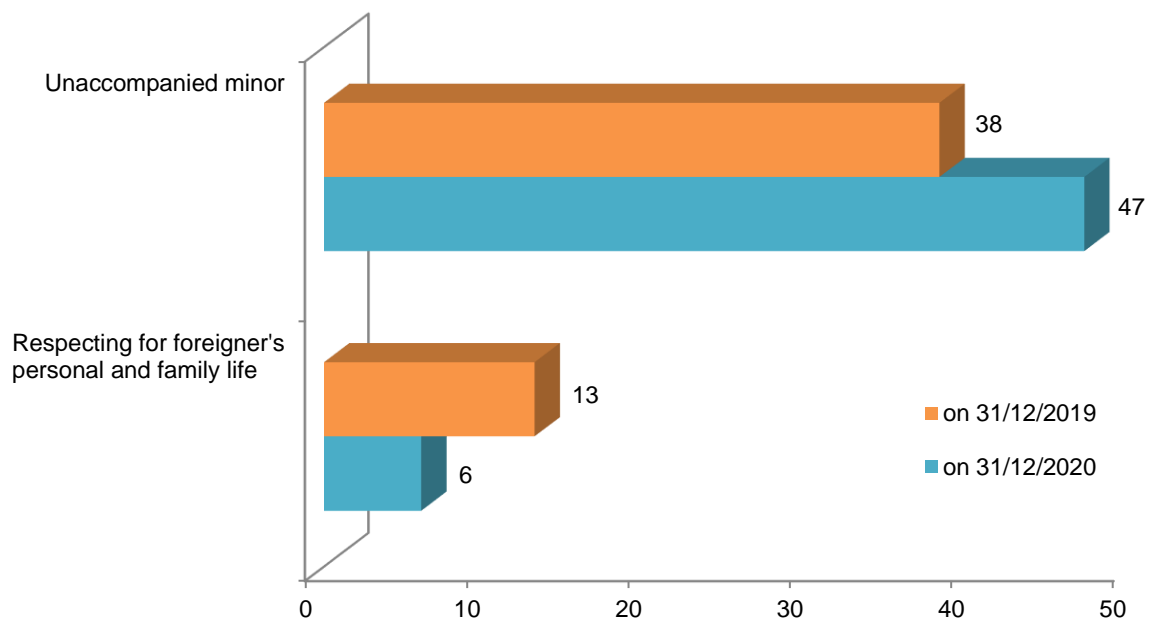
Temporary residence - most frequent purposes of temporary residence of third country nationals on 31/12/2019 and on 31/12/2020



**Permanent residence of third country nationals by purpose of residence
on 31/12/2019 and on 31/12/2020**



**Tolerated residence of third country nationals by purpose of residence
on 31/12/2019 and on 31/12/2020**



Number of residence permits granted to foreigners in 2019 and in 2020

Nationality type	2019	2020
Third country nationals	43 636	39 832
EU and UK nationals	7 238	7 301
TOTAL	50 874	47 133

Note:

Granted residence permit includes granted, renewed residence permits and validity extension of residence permits within the period from 1st January to 31st December of the respective year.

Number of valid residence permits granted to third country nationals in 2019 and 2020 by the type of residence

Type of residence	2019	2020
Temporary residence	40 728	36 476
Permanent residence	2 837	3 285
Tolerated residence	71	71
TOTAL	43 636	39 832

Number of residence permits granted to third country nationals in 2020 – TOP 20

Nationality	2020			
	Total number of permits	Thereof:		
		Temporary	Permanent	Tolerated
Ukraine	22 126	20 741	1 384	1
Serbia	5 578	5 397	181	-
Viet Nam	2 949	2 779	168	2
Russian Federation	2 136	1 794	338	4
North Macedonia	646	557	89	-
Georgia	522	514	8	-
Korean Republic	497	426	71	-
Bosnia and Herzegovina	467	446	21	-
India	391	367	23	1
Iran	379	334	45	-
China	374	310	64	-
Turkey	323	284	39	-
Kazakhstan	298	268	30	-
United States, USA	268	183	85	-
Belarus	238	217	21	-
Thailand	201	173	28	-
Philippines	165	147	18	-
Moldova	140	125	15	-
Israel	138	130	8	-
Kyrgyzstan	117	115	2	-
Other nationalities	1 879	1 169	647	63
TOTAL	39 832	36 476	3 285	71

Number of residence permits granted to third country nationals in 2019 – TOP 20

Nationality	2019			
	Total number of permits	Thereof:		
		Temporary	Permanent	Tolerated
Ukraine	23 566	22 628	937	1
Serbia	6 377	6 233	143	1
Viet Nam	2 973	2 849	122	2
Russian Federation	2 115	1 853	260	2
North Macedonia	727	661	66	-
Korea	635	543	92	-
China	594	452	142	-
Iran	590	544	46	-
India	581	551	30	-
Georgia	561	555	6	-
Bosnia and Herzegovina	560	541	19	-
Turkey	449	398	51	-
United States, USA	350	250	99	1
Kazakhstan	286	261	25	-
Afghanistan	215	155	19	41
Belarus	205	182	22	1
Thailand	203	167	36	-
Moldova	165	151	13	1
Brazil	136	124	12	-
Syria	136	106	30	-
Other nationalities	2 212	1 524	667	21
TOTAL	43 636	40 728	2 837	71

1.3 Visas

Visa applications and visas granted by embassies of the SR by visa type and nationality of applicants in 2019 – TOP 20

2019						
Nationality	Total	Visa applications		Total	Granted visas	
		C type visa	D type visa		C type visa	D type visa
Russian Federation	10 350	9 503	847	10 292	9 428	864
Belarus	4 415	4 304	111	4 403	4 295	108
Viet Nam	3 598	657	2 941	2 768	570	2 198
China	2 535	2 264	271	2 295	2 071	224
India	2 127	1 624	503	1 685	1 256	429
Turkey	1 678	1 340	338	1 413	1 111	302
Egypt	937	885	52	668	620	48
Kazakhstan	675	511	164	649	493	156
Iran	591	284	307	410	207	203
Kuwait	560	547	13	561	548	13
Indonesia	504	486	18	505	486	19
South Africa	331	324	7	329	322	7
Ukraine	328	206	122	320	202	118
Uzbekistan	326	273	53	246	223	23
Thailand	265	183	82	262	181	81
Lebanon	232	227	5	203	199	4
Philippines	166	109	57	143	87	56
Areas not elsewhere specified (Kosovo)	159	131	28	130	107	23
Pakistan	131	110	21	71	56	15
Palestine	115	98	17	98	82	16
Other nationalities	2 065	1 138	927	1 637	892	745
TOTAL	32 088	25 204	6 884	29 088	23 436	5 652

Source: NVIS MFA SR

Visa applications and visas granted by embassies of the SR by visa type and nationality of applicants in 2020 – TOP 20

2020						
Nationality	Total	Visa applications		Total	Granted visa	
		C type visa	D type visa		C type visa	D type visa
Russian Federation	2 763	1 972	791	2 671	1 957	714
Viet Nam	1 074	27	1 047	986	28	958
Belarus	765	634	131	746	632	114
Turkey	480	322	158	438	307	131
India	345	209	136	280	171	109
Kazakhstan	329	145	184	295	138	157
China	282	209	73	254	189	65
Afghanistan	204	8	196	214	5	209
Iran	160	62	98	120	51	69
Egypt	153	119	34	126	106	20
Kyrgyzstan	120	8	112	104	4	100
Indonesia	110	85	25	105	81	24
Uzbekistan	105	59	46	54	46	8
Ukraine	103	20	83	101	19	82
Thailand	87	18	69	80	18	62
Azerbaijan	82	55	27	71	50	21
Philippines	76	19	57	77	20	57
Kuwait	61	52	9	58	49	9
South Africa	53	40	13	47	37	10
Syria	51	10	41	22	7	15
Other nationalities	486	260	226	391	214	177
TOTAL	7 889	4 333	3 556	7 240	4 129	3 111

Source: NVIS MFA SR

Number of national visas granted by Central Visa Authority of FPD in 2019 and in 2020

Nationality	Applications for national visa		Granted national visa	
	2019	2020	2019	2020
Afghanistan	22	69	22	69
United States, USA	6	1	6	1
Russian Federation	5	2	5	2
Nigeria	4	-	4	-
Ghana	3	-	3	-
Benin	1	--	1	-
Brazil	1	-	1	-
Canada	1	-	1	-
Cabo Verde	1	1	1	1
Kazakhstan	1	-	1	-
Niger	1	-	1	-
Serbia	1	-	1	-
Surinam	1	-	1	-
Venezuela	1	-	1	-
Zimbabwe	1	-	1	-
Thailand	-	1	-	1
TOTAL	50	74	50	74

Note:

National visas are granted by Central Visa Authority Department of FPD from 01 May 2017 according to the Act on Stay of Foreigners: Art. 15/1/d).

Security checks related to visa applications requested by MFA SR in 2019 and 2020

Month	2019				2020			
	Total	CVAD opinion:			Total	CVAD opinion:		
		approving	disapproving	binding		approving	disapproving	binding
January	1 691	1 631	60	-	2 107	1 988	119	-
February	1 901	1 850	51	-	1 841	1 718	123	-
March	2 354	2 326	28	-	1 085	927	158	-
April	2 712	2 683	29	-	0	-	-	-
May	3 065	2 995	70	-	23	23	-	-
June	3 072	3 025	47	-	153	147	6	-
July	3 681	3 591	90	-	626	559	67	-
August	2 769	2 675	93	1	726	625	101	-
September	3 011	2 863	148	-	797	657	140	-
October	3 292	2 863	429	-	461	324	137	-
November	2 857	2 449	410	1	495	450	45	-
December	2 471	2 334	137	-	323	261	62	-
TOTAL	32 876	31 282	1 592	2	8 637	7 679	958	-

Security checks related to visa applications requested by embassies of other EU Member States in 2019 and 2020

Month	2019			2020		
	Total	CVAD opinion:		Total	CVAD opinion:	
		approving	disapproving		approving	disapproving
January	211 323	211 262	61	192 744	192 688	56
February	217 042	216 987	55	215 476	215 422	54
March	235 854	235 779	75	120 171	120 130	41
April	221 048	220 983	65	5 050	5 050	-
May	264 125	264 072	53	4 860	4 860	-
June	246 120	246 098	22	7 005	7 005	-
July	289 970	289 914	56	8 936	8 925	11
August	208 891	208 840	51	12 594	12 577	17
September	219 742	219 693	49	18 786	18 780	6
October	230 912	230 848	64	13 102	13 093	9
November	214 703	214 641	62	9 347	9 339	8
December	193 096	193 042	54	9 144	9 135	9
TOTAL	1 357 314	1 356 978	336	617 215	617 004	211

Disapproving opinion of Central Visa Authority Department of Bureau of Border and Foreigners Police to the visa applications and to invitations based on the hit in the Schengen Information System for the purpose of entry refusal by nationality of visa applicants in 2020

Nationality	Total	to visa applications		to invitations	
		MFA	VIS	private	official
Morocco	48	-	48	-	-
Tunisia	41	-	41	-	-
Algeria	39	-	39	-	-
Egypt	24	-	24	-	-
Pakistan	13	-	13	-	-
Nigeria	9	-	9	-	-
Iran	6	-	6	-	-
Uzbekistan	4	-	4	-	-
Iraq	2	-	2	-	-
Kenya	2	-	2	-	-
Bangladesh	1	-	1	-	-
Ethiopia	1	-	1	-	-
Indonesia	1	1	-	-	-
Libya	1	-	1	-	-
Palestine	1	-	1	-	-
Somalia	1	-	1	-	-
TOTAL	194	1	193	-	-

Note:

MFA – requests sent by embassies and general consulates of the SR

VIS – requests sent by other EU Member States

Number of security checks of invitations requested by Foreigners Police Units of the Police Force in 2019 and 2020

Invitations		2019	2020
Official		834	132
Private		898	192
Total number of security checks		1 732	324
Thereof:	Total number of approved invitations	1 585	225
	Total number of disapproved invitations	147	99

Number of security checks of invitations requested by Foreigners Police Units of the Police Force by nationalities in 2020 - TOP 10

Nationality	Total	Invitations	
		Official	Private
India	36	30	6
Viet Nam	35	10	25
Egypt	21	7	14
Iran	21	-	21
Thailand	20	-	20
China	18	15	3
Russian Federation	13	1	12
Philippines	9	3	6
Syria	9	5	4
Turkey	8	4	4
Other nationalities	134	57	77
TOTAL	324	132	192

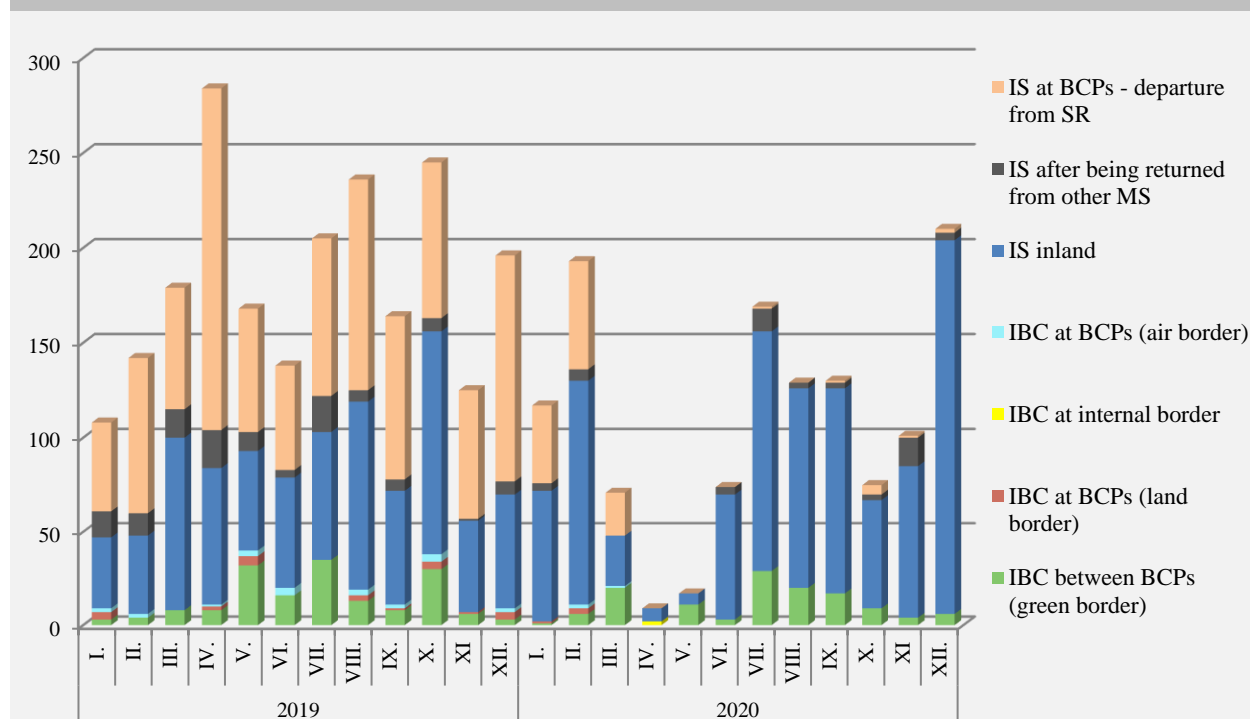
2 ILLEGAL MIGRATION

Overview of illegal migration on the territory of the SR in 2019 and 2020

		2019			2020		
		Total	Thereof:		Total	Thereof:	
			to SR	from SR		to SR	from SR
IBC	External land border between BCPs	166	158	8	126	120	6
	External land border at BCPs	24	24	-	4	4	-
	External air border (at airports)	23	16	7	3	-	3
	Internal land border*	-	-	-	2	2	-
	TOTAL	213	198	15	135	126	9
IS	Inland	814	---	---	975	---	---
	At BCPs – departure from the SR	1 042			131		
	Returned from other Member State	121			54		
	TOTAL	1 977			1 160		
TOTAL		2 190			1 295		

*During temporary reintroduction of border controls at internal border based on SR Government regulation from 08 April 2020 to 26 June 2020

Development of individual indicators of illegal migration on the territory of the SR during the years 2019 and 2020 by individual months



Overview of illegal migration on the territory of the SR disaggregated by detection and processing by individual DBFP and other authorities in 2020

	DETECTED			PROCESSED		
	Total	IBC	IS	Total	IBC	IS
DBFP Bratislava	399	4	395	650	5	645
DBFP B. Bystrica	66	-	66	213	-	213
DBFP Prešov	18	-	18	147	-	147
DBFP Sobrance	271	125	146	285	130	155
Other authority*	541	6	535	0	-	-
TOTAL	1 295	135	1 160	1 295	135	1 160

Overview of illegal migration on the territory of the SR disaggregated by detection and processing by individual DBFP and other authorities in 2019

	DETECTED			PROCESSED		
	Total	IBC	IS	Total	IBC	IS
DBFP Bratislava	454	16	438	601	19	582
DBFP B. Bystrica	50	-	50	123	-	123
DBFP Prešov	95	4	91	228	4	224
DBFP Sobrance	1 242	181	1 061	1 237	189	1 048
Other authority*	349	12	337	1	1	-
TOTAL	2 190	213	1 977	2 190	213	1 977

* e. g. Customs Criminal Office, Patrol Police, Railway Police, authority of another country

Note:

„Authority of detection“ means unit that performed primordial check of a foreigner in the territory of SR, detected violation of the law and handed the case over to the competent unit of BBFP for further processing, respectively, the violation of the law was detected by another authority/authority of neighbouring country.

Illegal migration on the territory of the SR in 2020 by nationality

Nationality	Illegal migration in total	IBC				IS		
		land border:			airports	inland	at BCPs departing from the SR	Returned from other MS
		Between BCPs	At BCPs	internal*				
Ukraine	326	9	3	-	-	198	116	-
Afghanistan	191	2	-	-	-	181	4	4
Syria	152	7	-	-	-	142	-	3
Serbia	134	-	-	1	-	132	-	1
Morocco	63	-	-	-	-	62	-	1
Algeria	51	4	-	-	-	42	-	5
Bangladesh	38	34	-	-	-	4	-	-
India	35	19	-	-	-	15	-	1
Moldova	28	2	-	-	-	24	2	-
Georgia	27	1	-	1	2	21	2	-
Turkey	23	8	-	-	-	1	-	14
Iran	18	3	-	-	-	9	1	5
Pakistan	18	2	-	-	-	13	-	3
Libya	16	4	-	-	-	12	-	-
Sri Lanka	14	3	-	-	-	8	-	3
Russian Federation	12	3	-	-	-	6	3	-
North Macedonia	12	-	-	-	-	12	-	-
Tunisia	12	-	1	-	-	9	-	2
Viet Nam	12	-	-	-	-	5	-	7
Bosnia and Herzegovina	10	-	-	-	-	10	-	-
Iraq	10	1	-	-	-	9	-	-
Egypt	8	-	-	-	-	8	-	-
Somalia	8	5	-	-	-	3	-	-
Albania	6	-	-	-	1	4	1	-
China	5	-	-	-	-	1	-	4
Nigeria	5	-	-	-	-	5	-	-
Palestine	5	-	-	-	-	5	-	-
United States, USA	5	1	-	-	-	4	-	-
Uzbekistan	5	4	-	-	-	-	-	1
Yemen	4	1	-	-	-	3	-	-
Romania	4	-	-	-	-	4	-	-
Eritrea	3	2	-	-	-	1	-	-
Ghana	3	-	-	-	-	3	-	-
Kazakhstan	3	-	-	-	-	1	2	-
Bulgaria	2	-	-	-	-	2	-	-
Montenegro	2	-	-	-	-	2	-	-
Israel	2	-	-	-	-	2	-	-
Mexico	2	-	-	-	-	2	-	-
Myanmar	2	2	-	-	-	-	-	-
Tajikistan	2	2	-	-	-	-	-	-
Azerbaijan	1	1	-	-	-	-	-	-
Belgium	1	1	-	-	-	-	-	-
Stateless	1	-	-	-	-	1	-	-
Belarus	1	1	-	-	-	-	-	-
Chile	1	-	-	-	-	1	-	-
Ethiopia	1	1	-	-	-	-	-	-



continues on the next page



continues from the previous page (year 2020)

Nationality	Illegal migration in total	IBC				IS		
		Land border:			airports	inland	at BCPs departing from the SR	Returned from other MS
		Between BCPs	At BCPs	internal*				
France	1	-	-	-	-	1	-	-
Gambia	1	-	-	-	-	1	-	-
Jordan	1	-	-	-	-	1	-	-
Cameroon	1	1	-	-	-	-	-	-
Hungary	1	-	-	-	-	1	-	-
Mongolia	1	-	-	-	-	1	-	-
Germany	1	-	-	-	-	1	-	-
Poland	1	1	-	-	-	-	-	-
Austria	1	-	-	-	-	1	-	-
Sudan	1	-	-	-	-	1	-	-
Spain	1	1	-	-	-	-	-	-
TOTAL	1 295	126	4	2	3	975	131	54

*During temporary reintroduction of border controls at internal border based on SR Government regulation from 08 April 2020 to 26 June 2020.

Illegal migration on the territory of the SR in 2019 by nationality

Nationality	Illegal migration in total	IBC			IS		
		Land border:		airports	Inland	at BCPs departing from the SR	Returned from other MS
		Between BCPs	At BCPs				
Ukraine	1 413	12	21	1	368	1 010	1
Afghanistan	140	15	-	-	99	-	26
Serbia	136	1	-	1	132	-	2
Iran	49	-	-	6	7	-	36
Viet Nam	39	32	-	1	5	-	1
Moldova	37	4	-	-	21	12	-
Turkey	33	18	2	-	10	1	2
Bangladesh	29	14	-	-	9	-	6
Russian Federation	28	9	-	-	9	6	4
North Macedonia	21	-	-	-	20	-	1
Georgia	20	1	-	1	18	-	-
Sri Lanka	20	20	-	-	-	-	-
Armenia	18	-	-	4	-	-	14
Albania	15	-	-	6	4	4	1
Bosnia and Herzegovina	13	-	-	-	13	-	-
India	13	7	-	-	3	-	3
Yemen	13	1	-	1	-	-	11
Iraq	12	-	-	-	6	-	6
Syria	12	2	-	-	8	-	2
Pakistan	10	2	-	-	8	-	-
Morocco	9	1	-	1	7	-	-
Somalia	8	8	-	-	-	-	-
Nigeria	7	-	-	-	7	-	-
Israel	6	-	-	-	5	1	-
Czechia	5	4	-	-	1	-	-
Korea	5	-	-	-	5	-	-
Brazil	4	-	-	-	4	-	-
China	4	-	-	-	2	1	1
Myanmar	4	-	-	-	4	-	-
Nepal	4	-	-	-	4	-	-
Tunisia	4	1	-	-	3	-	-
Algeria	3	-	-	-	3	-	-
Azerbaijan	3	3	-	-	-	-	-
Palestine	3	2	1	-	-	-	-
Uzbekistan	3	3	-	-	-	-	-
Stateless	2	-	-	-	1	1	-
Belarus	2	1	-	-	-	1	-
Eritrea	2	-	-	-	-	-	2
Philippines	2	-	-	-	1	1	-
South Africa	2	-	-	-	2	-	-
Colombia	2	-	-	-	-	2	-
Romania	2	1	-	-	1	-	-
United States, USA	2	-	-	-	2	-	-
Sudan	2	1	-	-	-	-	1
Tajikistan	2	1	-	-	1	-	-
Thailand	2	-	-	-	2	-	-
Montenegro	1	-	-	-	1	-	-
Chile	1	-	-	-	1	-	-

continues on the next page



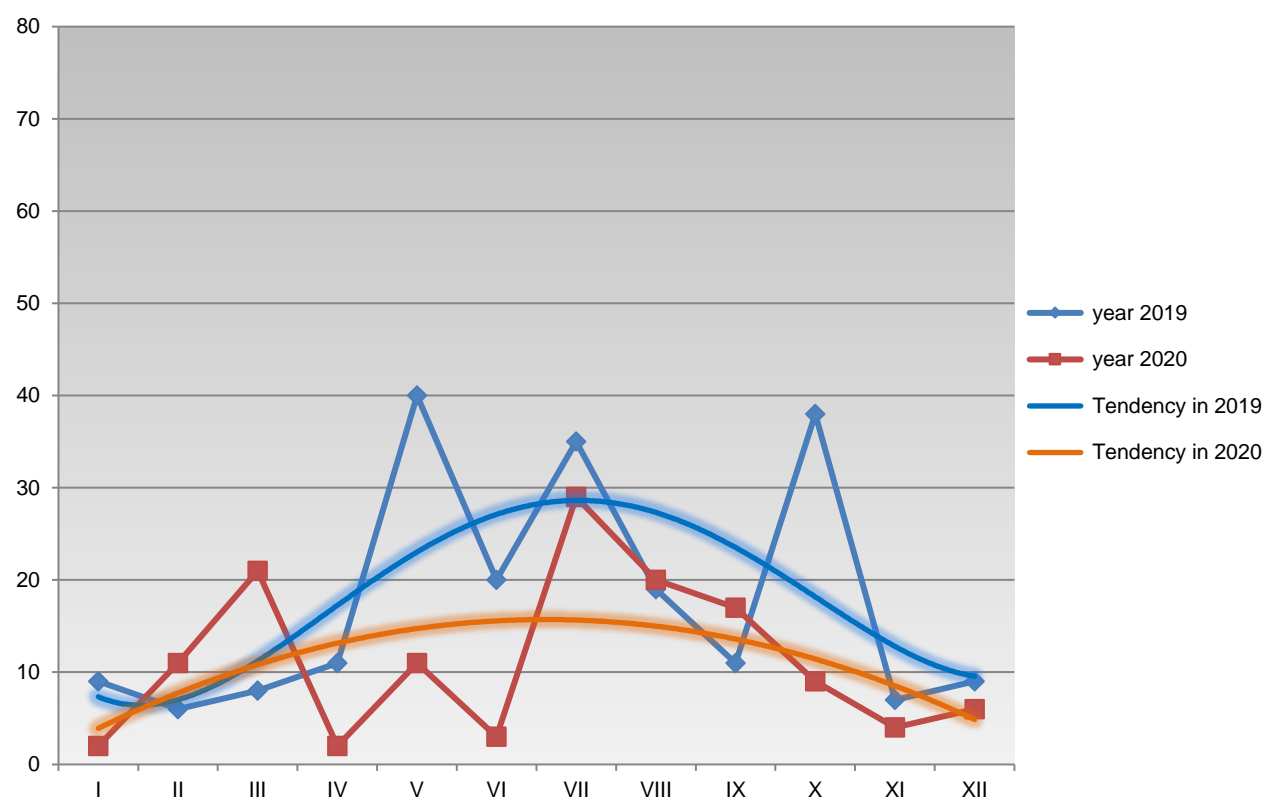
continues from the previous page (year 2019)

Nationality	Illegal migration in total	IBC			IS		
		Land border:		airports	Inland	at BCPs departing from the SR	Returned from other MS
		Between BCPs	At BCPs				
Egypt	1	-	-	1	-	-	-
France	1	1	-	-	-	-	-
Gambia	1	-	-	-	-	1	-
Ghana	1	-	-	-	1	-	-
The Netherlands	1	-	-	-	1	-	-
Hong Kong	1	-	-	-	-	1	-
Indonesia	1	-	-	-	1	-	-
Jordan	1	-	-	-	1	-	-
Cameroon	1	-	-	-	1	-	-
Canada	1	-	-	-	1	-	-
Kazakhstan	1	-	-	-	1	-	-
Kenya	1	-	-	-	1	-	-
People's Democratic Republic of Korea	1	1	-	-	-	-	-
Kuwait	1	-	-	-	1	-	-
Hungary	1	-	-	-	1	-	-
Mexico	1	-	-	-	1	-	-
Mongolia	1	-	-	-	-	-	1
Germany	1	-	-	-	1	-	-
Unknown nationality	1	-	-	-	1	-	-
Areas not elsewhere specified (Kosovo)	1	-	-	-	1	-	-
Poland	1	-	-	-	1	-	-
Saint Kitts and Nevis	1	-	-	-	1	-	-
Turkmenistan	1	-	-	-	1	-	-
TOTAL	2 190	166	24	23	814	1 042	121

2.1 Illegal Crossings of State Border of the Slovak Republic

Overview of IBC by individual months in 2019 and 2020

	Total	I	II	III	IV	V	VI	VII	VIII	IX	X	XI	XII
2019	213	9	6	8	11	40	20	35	19	11	38	7	9
2020	135	2	11	21	2	11	3	29	20	17	9	4	6



IBC in 2020 disaggregated by place and direction of crossing

Nationality	IBC			External border						Internal border*
				Land between BCPs		Land at BCPs		airports		land
	Total	Thereof:		to SR	from SR	to SR	from SR	to SR	from SR	to SR
Bangladesh	34	34	-	34	-	-	-	-	-	-
India	19	19	-	19	-	-	-	-	-	-
Ukraine	12	12	-	9	-	3	-	-	-	-
Turkey	8	7	1	7	1	-	-	-	-	-
Syria	7	7	-	7	-	-	-	-	-	-
Somalia	5	5	-	5	-	-	-	-	-	-
Algeria	4	4	-	4	-	-	-	-	-	-
Georgia	4	2	2	1	-	-	-	-	1	1
Libya	4	4	-	4	-	-	-	-	-	-
Uzbekistan	4	4	-	4	-	-	-	-	-	-
Iran	3	3	-	3	-	-	-	-	-	-
Russian Federation	3	3	-	3	-	-	-	-	-	-
Sri Lanka	3	3	-	3	-	-	-	-	-	-
Afghanistan	2	2	-	2	-	-	-	-	-	-
Eritrea	2	2	-	2	-	-	-	-	-	-
Myanmar	2	2	-	2	-	-	-	-	-	-
Moldova	2	2	-	2	-	-	-	-	-	-
Pakistan	2	2	-	2	-	-	-	-	-	-
Tajikistan	2	-	2	-	2	-	-	-	-	-
Albania	1	-	1	-	-	-	-	-	-	-
Azerbaijan	1	1	-	1	-	-	-	-	-	-
Belgium	1	1	-	1	-	-	-	-	-	-
Belarus	1	1	-	1	-	-	-	-	-	-
Ethiopia	1	1	-	1	-	-	-	-	-	-
Iraq	1	1	-	1	-	-	-	-	-	-
Yemen	1	1	-	1	-	-	-	-	-	-
Cameroon	1	1	-	1	-	-	-	-	-	-
Poland	1	-	1	-	1	-	-	-	-	-
United States, USA	1	-	1	-	1	-	-	-	-	-
Serbia	1	1	-	-	-	-	-	-	1	1
Spain	1	-	1	-	1	-	-	-	-	-
Tunisia	1	1	-	-	-	1	-	-	-	-
TOTAL	135	126	9	120	6	4	0	0	2	2

*During temporary reintroduction of border controls at internal border based on SR Government regulation from 08 April 2020 to 26 June 2020.

IBC in 2019 disaggregated by place and direction of crossing

Nationality	IBC			External border					
				Land between BCPs		Land at BCPs		airports	
	Total	Thereof:		to SR	from SR	to SR	from SR	to SR	from SR
Ukraine	34	34	-	12	-	21	-	1	-
Viet Nam	33	33	-	32	-	-	-	1	-
Sri Lanka	20	20	-	20	-	-	-	-	-
Turkey	20	20	-	18	-	2	-	-	-
Afghanistan	15	15	-	15	-	-	-	-	-
Bangladesh	14	14	-	14	-	-	-	-	-
Russian Federation	9	9	-	9	-	-	-	-	-
Somalia	8	8	-	8	-	-	-	-	-
India	7	7	-	7	-	-	-	-	-
Albania	6	-	6	-	-	-	-	-	6
Iran	6	6	-	-	-	-	-	6	-
Armenia	4	4	-	-	-	-	-	4	-
Czechia	4	-	4	-	4	-	-	-	-
Moldova	4	3	1	3	1	-	-	-	-
Azerbaijan	3	3	-	3	-	-	-	-	-
Palestine	3	3	-	2	-	1	-	-	-
Uzbekistan	3	3	-	3	-	-	-	-	-
Georgia	2	1	1	1	-	-	-	-	1
Yemen	2	2	-	1	-	-	-	1	-
Morocco	2	2	-	1	-	-	-	1	-
Pakistan	2	2	-	2	-	-	-	-	-
Serbia	2	2	-	1	-	-	-	1	-
Syria	2	2	-	2	-	-	-	-	-
Belarus	1	1	-	1	-	-	-	-	-
Egypt	1	1	-	-	-	-	-	1	-
France	1	-	1	-	1	-	-	-	-
People's Dem. Rep. of Korea	1	-	1	-	1	-	-	-	-
Romania	1	-	1	-	1	-	-	-	-
Sudan	1	1	-	1	-	-	-	-	-
Tajikistan	1	1	-	1	-	-	-	-	-
Tunisia	1	1	-	1	-	-	-	-	-
TOTAL	213	198	15	158	8	24	0	16	7

IBC in 2019 and in 2020 disaggregated by place and modus operandi of crossing

Number of migrants			2019	2020
LAND BORDER	Between BCPs	on foot without own travel document	129	107
		on foot with own travel document	35	19
		illegal entry into the Slovak Republic by air transport - without own travel document	1	-
		riding bicycle without a travel document	1	-
		Total	166	126
	At BCPs	counterfeit/forged travel document	1	1
		counterfeit/forged visa, residence permit	3	1
		person attempting to avoid border check	-	-
		violent crossing of BCP	1	-
		person on whom an alert has been issued in national registry for purposes of entry refusal	19	2
		Total	24	4
	Internal land border*	On foot without own travel document	-	1
On foot with own travel document		-	1	
Total		-	2	
AIRPORTS	travel document of other person (impostor) / fraudulently obtained document	3	-	
	counterfeit/forged travel document	12	3	
	counterfeit/forged visa, residence permit	7	-	
	asylum applicant at the BCP entering the territory of the SR with own genuine travel document	1	-	
	avoiding border control	-	-	
	Total	23	3	
TOTAL			213	135

*During temporary reintroduction of border controls at internal border based on SR Government regulation from 08 April 2020 to 26 June 2020.

IBC at land border between BCPs in 2020 disaggregated by processing authority

Nationality	Total	BCU PF									
		Zboj	Topoľa	Ulič	Ubľa	Podhorod'	Petrovce	Vyšné Nemecké	Maťovské Vojkovce	Veľké Slemence	Čierna nad Tisou
Bangladesh	34	27	-	6	-	-	-	1	-	-	-
India	19	3	-	3	-	-	9	4	-	-	-
Ukraine	9	-	-	1	1	1	4	1	1	-	-
Turkey	8	-	-	4	-	-	2	2	-	-	-
Syria	7	-	-	2	-	-	1	4	-	-	-
Somalia	5	-	-	-	-	3	2	-	-	-	-
Algeria	4	-	-	-	-	-	3	-	1	-	-
Libya	4	-	-	-	-	-	2	2	-	-	-
Uzbekistan	4	2	-	2	-	-	-	-	-	-	-
Iran	3	-	-	3	-	-	-	-	-	-	-
Russian Federation	3	-	-	1	1	-	1	-	-	-	-
Sri Lanka	3	-	-	3	-	-	-	-	-	-	-
Afghanistan	2	-	-	-	-	2	-	-	-	-	-
Eritrea	2	-	-	-	-	-	2	-	-	-	-
Myanmar	2	-	-	2	-	-	-	-	-	-	-
Moldova	2	-	1	-	-	-	1	-	-	-	-
Pakistan	2	2	-	-	-	-	-	-	-	-	-
Tajikistan	2	2	-	-	-	-	-	-	-	-	-
Azerbaijan	1	-	-	-	-	-	1	-	-	-	-
Belgium	1	-	-	-	-	-	-	1	-	-	-
Belarus	1	-	-	-	1	-	-	-	-	-	-
Ethiopia	1	-	-	-	-	1	-	-	-	-	-
Georgia	1	-	-	-	1	-	-	-	-	-	-
Iraq	1	1	-	-	-	-	-	-	-	-	-
Yemen	1	-	-	-	-	-	1	-	-	-	-
Cameroon	1	-	-	-	-	-	1	-	-	-	-
Poland	1	-	-	-	-	-	-	-	1	-	-
United States, USA	1	-	-	1	-	-	-	-	-	-	-
Spain	1	-	-	-	-	-	-	-	-	-	1
TOTAL	126	37	1	28	4	7	30	15	3	0	1

IBC at land border between BCPs in 2019 disaggregated by processing authority

Nationality	Total	BCU PF									
		Zboj	Topoľa	Ulič	Ubl'a	Podhorod'	Petrovce	Vyšné Nemecké	Maťovské Vojkovce	Veľké Slemence	Čierna nad Tisou
Viet Nam	32	9	-	-	8	8	3	4	-	-	-
Sri Lanka	20	2	-	3	7	8	-	-	-	-	-
Turkey	18	-	-	2	-	-	2	11	1	2	-
Afghanistan	15	2	-	-	-	-	11	2	-	-	-
Bangladesh	14	6	-	-	8	-	-	-	-	-	-
Ukraine	12	1	-	2	3	-	1	3	-	-	2
Russian Federation	9	-	-	1	-	1	5	2	-	-	-
Somalia	8	-	-	-	2	6	-	-	-	-	-
India	7	4	-	-	-	1	-	-	-	-	2
Czechia	4	-	-	-	-	-	-	4	-	-	-
Moldova	4	-	-	-	-	-	3	1	-	-	-
Azerbaijan	3	-	-	-	-	-	2	-	-	-	1
Uzbekistan	3	3	-	-	-	-	-	-	-	-	-
Pakistan	2	-	-	-	-	-	-	2	-	-	-
Palestine	2	-	-	-	2	-	-	-	-	-	-
Syria	2	-	-	-	-	-	-	1	1	-	-
Belarus	1	-	-	-	1	-	-	-	-	-	-
France	1	-	-	-	-	-	-	-	-	-	1
Georgia	1	-	-	-	-	-	1	-	-	-	-
Yemen	1	-	-	-	-	-	-	1	-	-	-
People's Dem. Rep. of Korea	1	-	-	-	-	-	-	1	-	-	-
Morocco	1	-	-	-	-	-	-	1	-	-	-
Romania	1	-	-	-	1	-	-	-	-	-	-
Serbia	1	-	-	-	-	-	-	1	-	-	-
Sudan	1	-	-	1	-	-	-	-	-	-	-
Tajikistan	1	-	-	1	-	-	-	-	-	-	-
Tunisia	1	-	-	-	-	-	-	1	-	-	-
TOTAL	166	27	0	10	32	24	28	35	2	2	6

IBC at BCPs in 2020 disaggregated by individual authorities

Nationality	Total	NUCIM	BCU PF								
			Ubr'a	Vyšné Nemecké	Maťovské Vojkovce	Veľké Slemence	Čierna nad Tisou	airport Bratislava	airport Poprad	airport Košice	small airports
Ukraine	3	-	1	2	-	-	-	-	-	-	-
Georgia	2	-	-	-	-	-	-	2	-	-	-
Albania	1	-	-	-	-	-	-	1	-	-	-
Tunisia	1	-	-	-	-	-	1	-	-	-	-
TOTAL	7	0	1	2	0	0	1	3	0	0	0

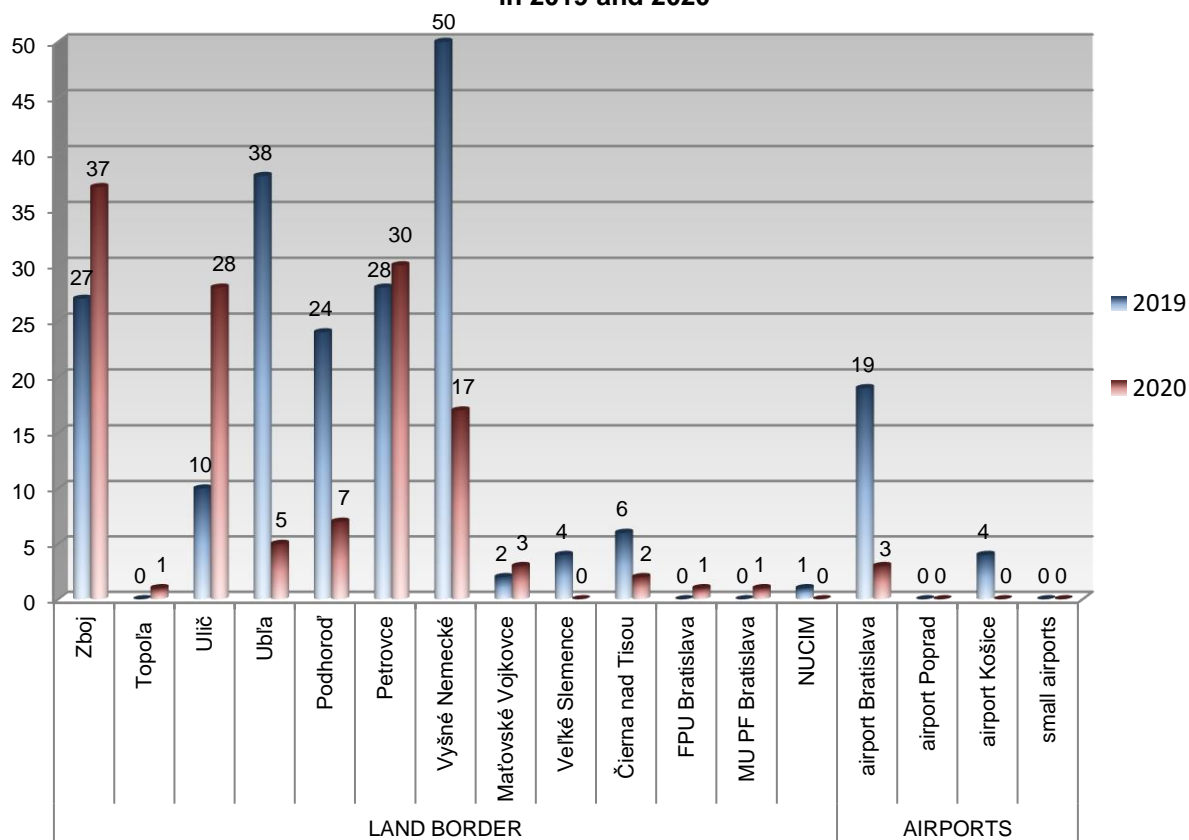
IBC at BCPs in 2019 disaggregated by individual authorities

Nationality	Total	NUCIM	BCU PF								
			Ubr'a	Vyšné Nemecké	Maťovské Vojkovce	Veľké Slemence	Čierna nad Tisou	airport Bratislava	airport Poprad	airport Košice	small airports
Ukraine	22	1	6	12	-	2	-	1	-	-	-
Albania	6	-	-	-	-	-	-	6	-	-	-
Iran	6	-	-	-	-	-	-	3	-	3	-
Armenia	4	-	-	-	-	-	-	4	-	-	-
Turkey	2	-	-	2	-	-	-	-	-	-	-
Egypt	1	-	-	-	-	-	-	1	-	-	-
Georgia	1	-	-	-	-	-	-	1	-	-	-
Yemen	1	-	-	-	-	-	-	1	-	-	-
Morocco	1	-	-	-	-	-	-	-	-	1	-
Palestine	1	-	-	1	-	-	-	-	-	-	-
Serbia	1	-	-	-	-	-	-	1	-	-	-
Viet Nam	1	-	-	-	-	-	-	1	-	-	-
TOTAL	47	1	6	15	0	2	0	19	0	4	0

Overview of IBC by processing of cases by individual units in 2019 and 2020

Units	2019	2020
BCU PF Zboj	27	37
BCU PF Topoľa	-	1
BCU PF Ulič	10	28
BCU PF Ubl'a	38	5
BCU PF Podhorod'	24	7
BCU PF Petrovce	28	30
BCU PF Vyšné Nemecké	50	17
BCU PF Maťovské Vojkovce	2	3
BCU PF Veľké Slemence	4	-
BCU PF Čierna nad Tisou	6	2
FPU PF Bratislava	-	1
MU PF Bratislava	-	1
NUCIM	1	-
BCU PF Bratislava Ružinov – airport	19	3
BCU PF Poprad – airport	-	-
BCU PF Košice – airport	4	-
Small airports	-	-
TOTAL	213	135

Overview of IBC by processing of cases by individual units in 2019 and 2020



IBC in 2020 disaggregated by nationality, sex and age

Nationality	IBC in total	Total	MALE				Total	FEMALE			
			0-13	14-17	18-34	35+		0-13	14-17	18-34	35+
Bangladesh	34	34	-	1	27	6	-	-	-	-	-
India	19	19	-	-	19	-	-	-	-	-	-
Ukraine	12	12	-	-	3	9	-	-	-	-	-
Turkey	8	8	-	-	3	5	-	-	-	-	-
Syria	7	6	-	2	4	-	1	1	-	-	-
Somalia	5	3	-	-	3	-	2	-	-	2	-
Algeria	4	4	-	-	4	-	-	-	-	-	-
Georgia	4	4	-	-	3	1	-	-	-	-	-
Libya	4	4	-	4	-	-	-	-	-	-	-
Uzbekistan	4	4	-	-	2	2	-	-	-	-	-
Iran	3	1	-	-	-	1	2	1	-	1	-
Russian Federation	3	3	-	-	-	3	-	-	-	-	-
Sri Lanka	3	3	-	-	2	1	-	-	-	-	-
Afghanistan	2	2	-	-	2	-	-	-	-	-	-
Eritrea	2	2	-	-	2	-	-	-	-	-	-
Myanmar	2	2	-	1	1	-	-	-	-	-	-
Moldova	2	2	-	-	-	2	-	-	-	-	-
Pakistan	2	2	-	-	2	-	-	-	-	-	-
Tajikistan	2	2	-	-	1	1	-	-	-	-	-
Albania	1	1	-	-	1	-	-	-	-	-	-
Azerbaijan	1	1	-	-	-	1	-	-	-	-	-
Belgium	1	1	-	-	1	-	-	-	-	-	-
Belarus	1	1	-	-	-	1	-	-	-	-	-
Ethiopia	1	-	-	-	-	-	1	-	-	1	-
Iraq	1	1	-	-	1	-	-	-	-	-	-
Yemen	1	1	-	-	1	-	-	-	-	-	-
Cameroon	1	-	-	-	-	-	1	-	-	-	1
Poland	1	1	-	-	-	1	-	-	-	-	-
United States, USA	1	1	-	-	-	1	-	-	-	-	-
Serbia	1	1	-	-	-	1	-	-	-	-	-
Spain	1	1	-	-	1	-	-	-	-	-	-
Tunisia	1	1	-	-	-	1	-	-	-	-	-
TOTAL	135	128	0	8	83	37	7	2	0	4	1

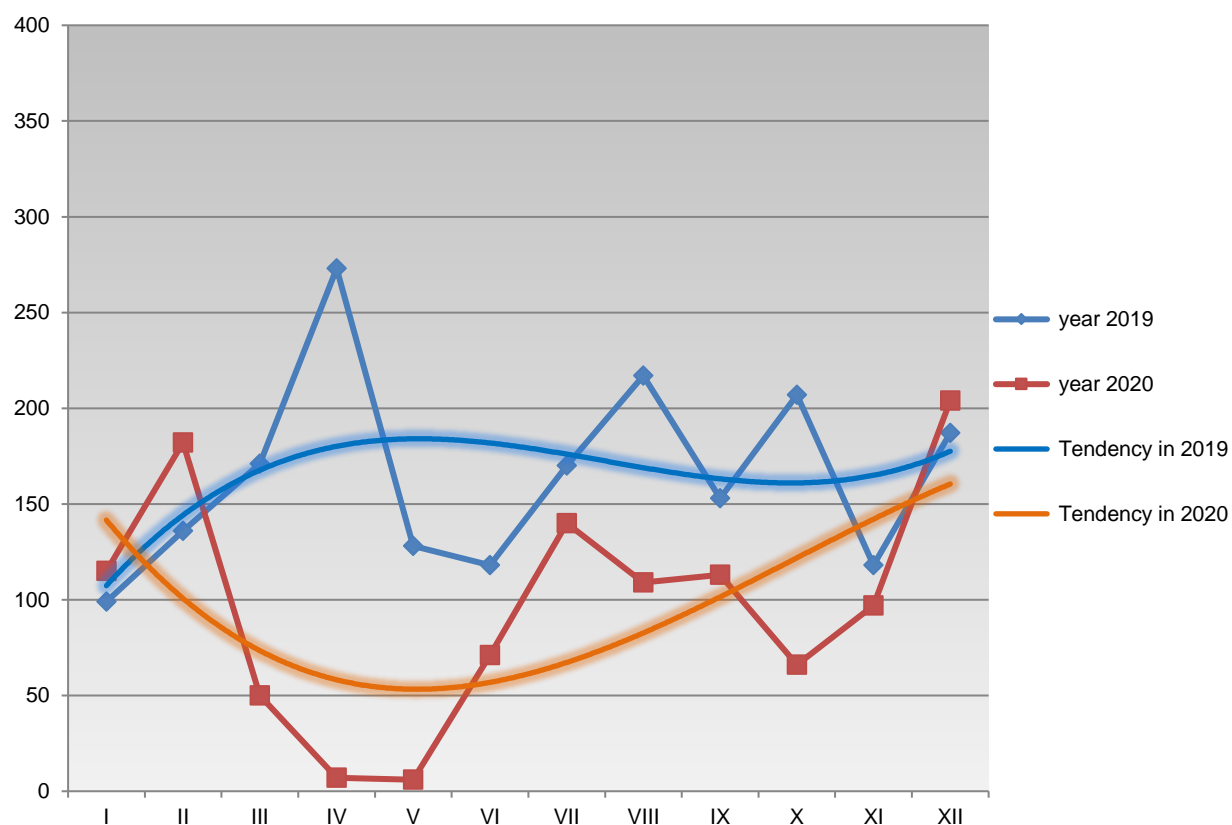
IBC in 2019 disaggregated by nationality, sex and age

Nationality	IBC in total	Total	MALE				Total	FEMALE			
			0-13	14-17	18-34	35+		0-13	14-17	18-34	35+
Ukraine	34	29	-	-	23	6	5	-	-	1	4
Viet Nam	33	27	1	1	21	4	6	-	-	5	1
Sri Lanka	20	20	-	-	16	4	-	-	-	-	-
Turkey	20	19	-	-	11	8	1	-	-	1	-
Afghanistan	15	9	-	-	6	3	6	1	-	4	1
Bangladesh	14	14	-	-	11	3	-	-	-	-	-
Russian Federation	9	6	-	-	4	2	3	2	-	1	-
Somalia	8	6	-	-	6	-	2	-	-	2	-
India	7	7	-	-	6	1	-	-	-	-	-
Albania	6	6	-	-	6	-	-	-	-	-	-
Iran	6	5	-	-	4	1	1	-	-	-	1
Armenia	4	2	-	-	1	1	2	-	-	-	2
Czechia	4	2	-	-	2	-	2	-	-	2	-
Moldova	4	4	-	-	3	1	-	-	-	-	-
Azerbaijan	3	3	-	-	-	3	-	-	-	-	-
Palestine	3	2	-	-	2	-	1	-	-	1	-
Uzbekistan	3	3	-	-	2	1	-	-	-	-	-
Georgia	2	2	-	-	2	-	-	-	-	-	-
Yemen	2	2	-	-	2	-	-	-	-	-	-
Morocco	2	1	-	-	1	-	1	-	-	1	-
Pakistan	2	2	-	-	2	-	-	-	-	-	-
Serbia	2	2	-	-	-	2	-	-	-	-	-
Syria	2	2	-	1	1	-	-	-	-	-	-
Belarus	1	1	-	-	1	-	-	-	-	-	-
Egypt	1	1	-	-	1	-	-	-	-	-	-
France	1	1	-	-	1	-	-	-	-	-	-
People's Dem. Rep. of Korea	1	1	-	-	-	1	-	-	-	-	-
Romania	1	1	-	-	-	1	-	-	-	-	-
Sudan	1	1	-	-	1	-	-	-	-	-	-
Tajikistan	1	1	-	-	1	-	-	-	-	-	-
Tunisia	1	1	-	-	1	-	-	-	-	-	-
TOTAL	213	183	1	2	138	42	30	3	0	18	9

2.2 Illegal Stay on the Territory of the Slovak Republic

Overview of IS by individual months in 2019 and 2020

	Total	I	II	III	IV	V	VI	VII	VIII	IX	X	XI	XII
2019	1 977	99	136	171	273	128	118	170	217	153	207	118	187
2020	1 160	115	182	50	7	6	71	140	109	113	66	97	204



IS disaggregated by nationality, place of detection and previous entry to the SR in 2020

Nationality	IS in total	Inland			At BCPs departing from the SR		Returned from other MS
		legal entry	illegal entry	unknown entry	at land border	at airports	
Ukraine	314	174	23	1	115	1	-
Afghanistan	189	2	179	-	4	-	4
Syria	145	1	141	-	-	-	3
Serbia	133	127	5	-	-	-	1
Morocco	63	-	62	-	-	-	1
Algeria	47	2	40	-	-	-	5
Moldova	26	23	1	-	2	-	-
Georgia	23	20	1	-	2	-	-
India	16	3	12	-	-	-	1
Pakistan	16	-	13	-	-	-	3
Iran	15	2	7	-	1	-	5
Turkey	15	1	-	-	-	-	14
Libya	12	-	12	-	-	-	-
North Macedonia	12	12	-	-	-	-	-
Viet Nam	12	4	1	-	-	-	7
Sri Lanka	11	-	8	-	-	-	3
Tunisia	11	-	9	-	-	-	2
Bosnia and Herzegovina	10	9	1	-	-	-	-
Iraq	9	-	9	-	-	-	-
Russian Federation	9	3	3	-	3	-	-
Egypt	8	-	8	-	-	-	-
Albania	5	2	2	-	-	1	-
China	5	1	-	-	-	-	4
Nigeria	5	-	4	1	-	-	-
Palestine	5	-	5	-	-	-	-
Bangladesh	4	-	4	-	-	-	-
Romania	4	4	-	-	-	-	-
United States, USA	4	4	-	-	-	-	-
Ghana	3	-	3	-	-	-	-
Yemen	3	-	3	-	-	-	-
Kazakhstan	3	1	-	-	2	-	-
Somalia	3	-	3	-	-	-	-
Bulgaria	2	2	-	-	-	-	-
Montenegro	2	2	-	-	-	-	-
Israel	2	1	1	-	-	-	-
Mexico	2	2	-	-	-	-	-
Stateless	1	-	-	1	-	-	-
Chile	1	1	-	-	-	-	-
Eritrea	1	-	1	-	-	-	-
France	1	1	-	-	-	-	-
Gambia	1	-	1	-	-	-	-
Jordan	1	-	1	-	-	-	-
Hungary	1	1	-	-	-	-	-
Mongolia	1	1	-	-	-	-	-
Germany	1	1	-	-	-	-	-
Austria	1	-	1	-	-	-	-
Sudan	1	-	1	-	-	-	-
Uzbekistan	1	-	-	-	-	-	1
TOTAL	1 160	407	565	3	129	2	54

IS disaggregated by nationality, place of detection and previous entry to the SR in 2019

Nationality	IS in total	Inland			At BCPs departing from the SR		Returned from other MS
		legal entry	illegal entry	unknown entry	at land border	at airports	
Ukraine	1 379	348	16	4	1 007	3	1
Serbia	134	118	12	2	-	-	2
Afghanistan	125	-	98	1	-	-	26
Iran	43	4	3	-	-	-	36
Moldova	33	20	1	-	12	-	-
North Macedonia	21	17	3	-	-	-	1
Russian Federation	19	7	2	-	5	1	4
Georgia	18	17	1	-	-	-	-
Bangladesh	15	1	8	-	-	-	6
Armenia	14	-	-	-	-	-	14
Bosnia and Herzegovina	13	9	3	1	-	-	-
Turkey	13	5	5	-	-	1	2
Iraq	12	4	2	-	-	-	6
Yemen	11	-	-	-	-	-	11
Syria	10	2	6	-	-	-	2
Albania	9	4	-	-	-	4	1
Pakistan	8	-	8	-	-	-	-
Morocco	7	-	7	-	-	-	-
Nigeria	7	5	2	-	-	-	-
India	6	-	3	-	-	-	3
Israel	6	4	1	-	1	-	-
Viet Nam	6	5	-	-	-	-	1
Korea	5	4	1	-	-	-	-
Brazil	4	4	-	-	-	-	-
China	4	2	-	-	-	1	1
Myanmar	4	-	4	-	-	-	-
Nepal	4	4	-	-	-	-	-
Algeria	3	-	3	-	-	-	-
Tunisia	3	3	-	-	-	-	-
Stateless	2	-	1	-	1	-	-
Eritrea	2	-	-	-	-	-	2
Philippines	2	1	-	-	-	1	-
South Africa	2	2	-	-	-	-	-
Colombia	2	-	-	-	2	-	-
United States, USA	2	2	-	-	-	-	-
Thailand	2	2	-	-	-	-	-
Belarus	1	-	-	-	1	-	-
Czechia	1	-	1	-	-	-	-
Montenegro	1	1	-	-	-	-	-
Chile	1	1	-	-	-	-	-
Gambia	1	-	-	-	-	1	-
Ghana	1	1	-	-	-	-	-
The Netherlands	1	-	-	1	-	-	-
Hong Kong	1	-	-	-	-	1	-
Indonesia	1	1	-	-	-	-	-
Jordan	1	-	1	-	-	-	-
Cameroon	1	1	-	-	-	-	-



continues on the next page



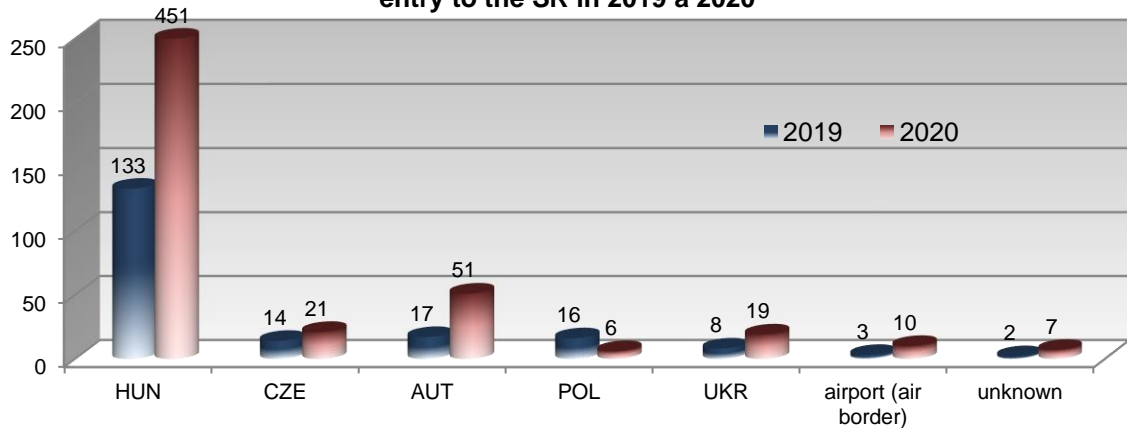
continues from the previous page (year 2019)

Nationality	IS in total	Inland			at BCPs departing from the SR		Returned from other MS
		legal entry	illegal entry	unknown entry	at land border	at airports	
Canada	1	1	-	-	-	-	-
Kazakhstan	1	1	-	-	-	-	-
Kenya	1	1	-	-	-	-	-
Kuwait	1	1	-	-	-	-	-
Hungary	1	1	-	-	-	-	-
Mexico	1	1	-	-	-	-	-
Mongolia	1	-	-	-	-	-	1
Germany	1	1	-	-	-	-	-
Unknown nationality	1	-	1	-	-	-	-
Areas not elsewhere specified (Kosovo)	1	1	-	-	-	-	-
Poland	1	1	-	-	-	-	-
Romania	1	1	-	-	-	-	-
Sudan	1	-	-	-	-	-	1
Saint Kitts and Nevis	1	1	-	-	-	-	-
Tajikistan	1	1	-	-	-	-	-
Turkmenistan	1	1	-	-	-	-	-
TOTAL	1 977	612	193	9	1 029	13	121

IS detected inland after illegal entry to the SR in 2019 and 2020 by border sections illegally crossed by migrants

Border section	2019	2020
Hungary	133	451
Czechia	14	21
Austria	17	51
Poland	16	6
Ukraine	8	19
Airport (Air border)	3	10
Unknown	2	7
TOTAL	193	565

IS detected inland by border sections illegally crossed by migrants after illegal entry to the SR in 2019 a 2020



IS detected inland after illegal entry to the SR in 2020 disaggregated by border sections illegally crossed by migrants

Nationality	Total	Border section						
		HUN	CZE	AUT	POL	UKR	airport (air border)	Unknown
Afghanistan	179	162	-	8	-	5	3	1
Syria	141	115	1	20	-	-	5	-
Morocco	62	58	2	1	-	-	-	1
Algeria	40	36	-	1	-	3	-	-
Ukraine	23	6	11	2	4	-	-	-
Pakistan	13	11	-	2	-	-	-	-
India	12	5	-	1	-	1	-	5
Libya	12	9	3	-	-	-	-	-
Iraq	9	5	1	3	-	-	-	-
Tunisia	9	9	-	-	-	-	-	-
Egypt	8	7	-	-	1	-	-	-
Sri Lanka	8	3	-	-	-	5	-	-
Iran	7	6	-	1	-	-	-	-
Palestine	5	3	-	2	-	-	-	-
Serbia	5	3	1	1	-	-	-	-
Bangladesh	4	-	-	-	-	4	-	-
Nigeria	4	1	-	3	-	-	-	-
Ghana	3	3	-	-	-	-	-	-
Yemen	3	2	-	1	-	-	-	-
Russian Federation	3	1	1	1	-	-	-	-
Somalia	3	1	-	-	-	-	2	-
Albania	2	1	-	1	-	-	-	-
Bosnia and Herzegovina	1	-	-	1	-	-	-	-
Eritrea	1	1	-	-	-	-	-	-
Gambia	1	-	-	1	-	-	-	-
Georgia	1	-	-	-	1	-	-	-
Israel	1	1	-	-	-	-	-	-
Jordan	1	1	-	-	-	-	-	-
Moldova	1	-	-	-	-	1	-	-
Austria	1	-	-	1	-	-	-	-
Sudan	1	1	-	-	-	-	-	-
Viet Nam	1	-	1	-	-	-	-	-
TOTAL	565	451	21	51	6	19	10	7

IS detected inland after illegal entry to the SR in 2019 disaggregated by border sections illegally crossed by migrants

Nationality	Total	Border section						
		HUN	CZE	AUT	POL	UKR	airport (air border)	Unknown
Afghanistan	98	85	-	5	6	1	1	-
Ukraine	16	5	7	2	2	-	-	-
Serbia	12	10	1	1	-	-	-	-
Bangladesh	8	-	-	-	2	6	-	-
Pakistan	8	5	1	1	-	-	-	1
Morocco	7	6	-	1	-	-	-	-
Syria	6	5	-	-	-	-	1	-
Turkey	5	3	-	2	-	-	-	-
Myanmar	4	-	-	-	4	-	-	-
Algeria	3	3	-	-	-	-	-	-
Bosnia and Herzegovina	3	2	-	1	-	-	-	-
India	3	1	-	1	1	-	-	-
Iran	3	3	-	-	-	-	-	-
North Macedonia	3	2	1	-	-	-	-	-
Iraq	2	1	1	-	-	-	-	-
Nigeria	2	-	1	1	-	-	-	-
Russian Federation	2	-	1	-	-	1	-	-
Stateless	1	-	-	-	-	-	-	1
Czechia	1	-	1	-	-	-	-	-
Georgia	1	-	-	-	1	-	-	-
Israel	1	1	-	-	-	-	-	-
Jordan	1	-	-	1	-	-	-	-
Korea	1	-	-	-	-	-	1	-
Moldova	1	1	-	-	-	-	-	-
Unknown nationality	1	-	-	1	-	-	-	-
TOTAL	193	133	14	17	16	8	3	2

IS in 2020 disaggregated by detection and processing of cases by individual DBFP and other authorities

Units		DETECTED	PROCESSED
DBFP Bratislava	FPU PF Bratislava	87	132
	FPU PF Dunajská Streda	22	61
	FPU PF Nitra	143	150
	FPU PF Nové Zámky	9	71
	FPU PF Trnava	101	115
	BCU PF Bratislava Ružinov – airport	14	12
	MU PF Bratislava	19	104
	Total	395	645
DBFP Banská Bystrica	FPU PF Banská Bystrica	13	41
	FPU PF Rimavská Sobota	2	2
	FPU PF Ružomberok	7	43
	FPU PF Trenčín	25	31
	FPU PF Žilina	17	32
	MU PF Banská Bystrica	2	64
	Total	66	213
DBFP Prešov	FPU PF Košice	11	23
	FPU PF Michalovce	1	12
	FPU PF Prešov	6	16
	BCU PF Košice – airport	-	5
	BCU PF Poprad - airport	-	-
	MU PF Prešov	-	91
	total	18	147
DBFP Sobrance	AU PF Humenné	7	11
	BCU PF Zboj	-	-
	BCU PF Topoľa	2	2
	BCU PF Ulič	-	-
	BCU PF Ubľa	34	34
	BCU PF Podhorod'	-	-
	BCU PF Petrovce	-	9
	BCU PF Vyšné Nemecké	89	97
	BCU PF Maťovské Vojkovce	-	-
	BCU PF Veľké Slemence	-	-
	BCU PF Čierna nad Tisou	1	1
	MIU PF DBFP Sobrance	13	1
	Total	146	155
Other authorities	Customs Criminal Bureau	76	-
	NUCIM	13	-
	Patrol Police	355	-
	Railway Police	11	-
	Traffic Police	23	-
	Criminal Police	4	-
	Authority of other country	6	-
	Authority of neighbouring country	47	-
	Total	535	0
TOTAL		1 160	1 160

IS in 2019 disaggregated by detection and processing of cases by individual DBFP and other authorities

Units		DETECTED	PROCESSED
DBFP Bratislava	FPU PF Bratislava	160	219
	FPU PF Dunajská Streda	29	41
	FPU PF Nitra	90	91
	FPU PF Nové Zámky	17	54
	FPU PF Trnava	70	77
	BCU PF Bratislava Ružinov – airport	15	15
	MU PF Bratislava	57	85
	Total	438	582
DBFP Banská Bystrica	FPU PF Banská Bystrica	11	16
	FPU PF Rimavská Sobota	1	2
	FPU PF Trenčín	3	5
	FPU PF Žilina	27	29
	MU PF Banská Bystrica	8	71
	Total	50	123
DBFP Prešov	FPU PF Košice	35	37
	FPU PF Michalovce	24	90
	FPU PF Prešov	17	17
	BCU PF Košice – airport	2	45
	BCU PF Poprad - airport	-	-
	MU PF Prešov	13	35
	Total	91	224
DBFP Sobrance	AU PF Humenné	3	3
	BCU PF Zboj	1	1
	BCU PF Topoľa	6	6
	BCU PF Ulič	-	-
	BCU PF Ubľa	374	375
	BCU PF Podhorod'	1	1
	BCU PF Petrovce	1	2
	BCU PF Vyšné Nemecké	616	617
	BCU PF Maťovské Vojkovce	-	-
	BCU PF Veľké Slemence	22	22
	BCU PF Čierna nad Tisou	21	21
	MIU PF DBFP Sobrance	16	-
	Total	1 061	1 048
Other authorities	Customs Criminal Bureau	49	-
	NUCIM	4	-
	Patrol Police	136	-
	Railway Police	11	-
	Traffic Police	5	-
	Criminal Police	11	-
	Authority of other country	47	-
	Authority of neighbouring country	74	-
Total		337	0
TOTAL		1 977	1 977

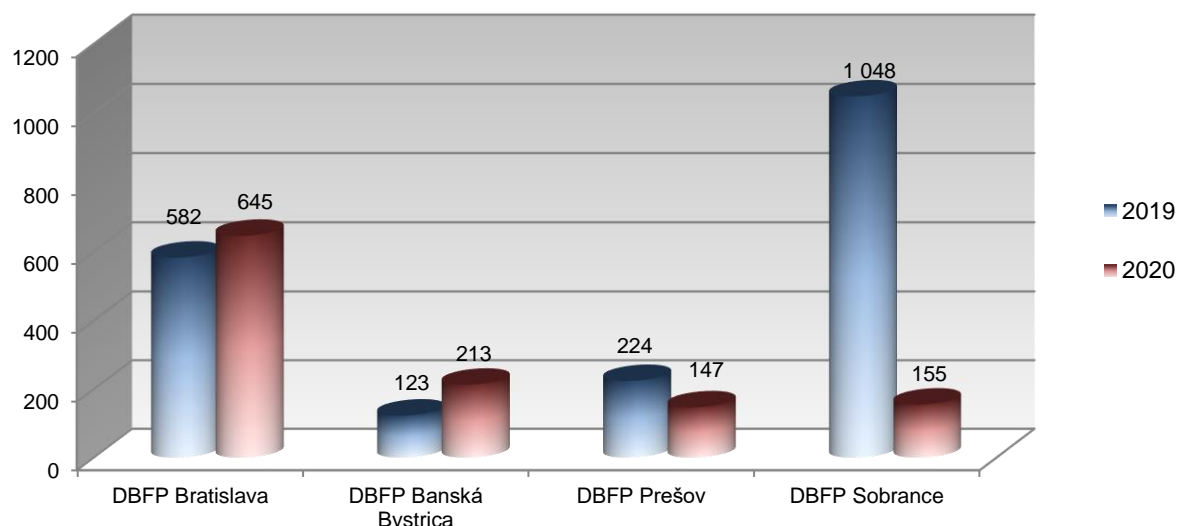
Note:

„Authority of detection“ means unit that performed primordial check of a foreigner in the territory of SR, detected violation of the law and handed the case over to the competent unit of BBFP for further processing, respectively, the violation of the law was detected by another foreign authority/authority of neighbouring country.

IS in 2019 and 2020 by processing of cases by individual DBFPs

	2019	2020
DBFP Bratislava	582	645
DBFP Banská Bystrica	123	213
DBFP Prešov	224	147
DBFP Sobrance	1 048	155
TOTAL	1 977	1 160

IS in 2019 and 2020 by processing of cases by individual DBFPs



Overview of IS in 2020 by processing of cases by individual DBFPs disaggregated by place of detection and previous entry to the SR

DBFP	IS in total	Inland			At BCPs departing from the SR		Returned from other MS
		legal entry	illegal entry	unknown entry	at land border	at airports	
DBFP Bratislava	645	320	318	3	-	2	2
DBFP B. Bystrica	213	52	121	-	-	-	40
DBFP Prešov	147	31	104	-	-	-	12
DBFP Sobrance	155	4	22	-	129	-	-
TOTAL	1 160	407	565	3	129	2	54

Overview of IS in 2019 by processing of cases by individual DBFPs disaggregated by place of detection and previous entry to the SR

DBFP	IS in total	Inland			At BCPs departing from the SR		Returned from other MS
		legal entry	illegal entry	unknown entry	at land border	at airports	
DBFP Bratislava	582	424	121	5	-	12	20
DBFP B. Bystrica	123	47	22	-	-	-	54
DBFP Prešov	224	135	37	4	-	1	47
DBFP Sobrance	1 048	6	13	-	1 029	-	-
TOTAL	1 977	612	193	9	1 029	13	121

Overview of third country nationals who entered legally the territory of Schengen area and stayed illegally in SR (overstayers) in 2020

Nationality	Overstayers		
	Total	Inland	at BCPs departing from the SR
Ukraine	309	194	115
Serbia	130	130	-
Moldova	25	23	2
Georgia	23	21	2
North Macedonia	12	12	-
Bosnia and Herzegovina	9	9	-
Russian Federation	7	4	3
Viet Nam	5	5	-
India	4	4	-
Iran	4	4	-
United States, USA	4	4	-
Albania	3	3	-
Syria	3	3	-
Afghanistan	2	2	-
Algeria	2	2	-
Montenegro	2	2	-
Israel	2	2	-
Kazakhstan	2	1	1
Mexico	2	2	-
Chile	1	1	-
China	1	1	-
Egypt	1	1	-
Ghana	1	1	-
Mongolia	1	1	-
Nigeria	1	1	-
Pakistan	1	1	-
Turkey	1	1	-
TOTAL	558	435	123

Overview of third country nationals who entered legally the territory of Schengen area and stayed illegally in SR (overstayers) in 2019

Nationality	Overstayers		
	Total	Inland	at BCPs departing from the SR
Ukraine	1 369	361	1 008
Serbia	125	125	-
Moldova	33	21	12
North Macedonia	19	19	-
Georgia	18	18	-
Russian Federation	14	8	6
Bosnia and Herzegovina	10	10	-
Turkey	7	6	1
Israel	6	5	1
Korea	5	5	-
Viet Nam	5	5	-
Albania	4	4	-
Brazil	4	4	-
Iraq	4	4	-
Iran	4	4	-
Nepal	4	4	-
Nigeria	4	4	-
Tunisia	3	3	-
China	2	2	-
Philippines	2	1	1
India	2	2	-
South Africa	2	2	-
Colombia	2	-	2
United States, USA	2	2	-
Syria	2	2	-
Thailand	2	2	-
Bangladesh	1	1	-
Stateless	1	-	1
Belarus	1	-	1
Montenegro	1	1	-
Chile	1	1	-
Ghana	1	1	-
Indonesia	1	1	-
Jordan	1	1	-
Cameroon	1	1	-
Canada	1	1	-
Kazakhstan	1	1	-
Kenya	1	1	-
Kuwait	1	1	-
Morocco	1	1	-
Mexico	1	1	-
Areas not elsewhere specified (Kosovo)	1	1	-
Saint Kitts and Nevis	1	1	-
Tajikistan	1	1	-
Turkmenistan	1	1	-
TOTAL	1 673	640	1 033

IS in 2020 disaggregated by nationality, sex and age

Nationality	IS in total	Total	MALE				Total	FEMALE			
			0-13	14-17	18-34	35+		0-13	14-17	18-34	35+
Ukraine	314	221	-	-	114	107	93	-	-	26	67
Afghanistan	189	176	4	53	116	3	13	4	-	7	2
Syria	145	122	5	8	90	19	23	2	2	13	6
Serbia	133	72	-	-	37	35	61	-	-	12	49
Morocco	63	63	-	2	59	2	-	-	-	-	-
Algeria	47	47	-	1	40	6	-	-	-	-	-
Moldova	26	26	-	-	18	8	-	-	-	-	-
Georgia	23	22	-	-	9	13	1	-	-	1	-
India	16	16	1	-	11	4	-	-	-	-	-
Pakistan	16	13	1	1	9	2	3	2	-	1	-
Iran	15	10	2	1	5	2	5	1	-	3	1
Turkey	15	15	-	-	12	3	-	-	-	-	-
Libya	12	12	-	-	11	1	-	-	-	-	-
North Macedonia	12	11	-	-	4	7	1	-	-	-	1
Viet Nam	12	11	-	-	9	2	1	-	-	1	-
Sri Lanka	11	11	-	-	7	4	-	-	-	-	-
Tunisia	11	11	-	-	10	1	-	-	-	-	-
Bosnia and Herzegovina	10	9	-	-	5	4	1	-	-	-	1
Iraq	9	6	-	-	6	-	3	1	-	1	1
Russian Federation	9	5	1	-	1	3	4	-	-	2	2
Egypt	8	8	-	-	6	2	-	-	-	-	-
Albania	5	5	-	-	4	1	-	-	-	-	-
China	5	3	-	-	-	3	2	-	-	-	2
Nigeria	5	5	-	-	2	3	-	-	-	-	-
Palestine	5	5	-	-	4	1	-	-	-	-	-
Bangladesh	4	4	-	-	3	1	-	-	-	-	-
Romania	4	4	-	-	3	1	-	-	-	-	-
United States, USA	4	3	-	-	1	2	1	-	-	-	1
Ghana	3	3	-	1	2	-	-	-	-	-	-
Yemen	3	3	-	-	1	2	-	-	-	-	-
Kazakhstan	3	3	-	-	1	2	-	-	-	-	-
Somalia	3	2	-	-	2	-	1	-	-	1	-
Bulgaria	2	1	-	-	-	1	1	-	-	1	-
Montenegro	2	2	-	-	1	1	-	-	-	-	-
Israel	2	1	-	-	1	-	1	-	-	1	-
Mexico	2	2	-	-	2	-	-	-	-	-	-
Stateless	1	1	-	-	-	1	-	-	-	-	-
Chile	1	1	-	1	-	-	-	-	-	-	-
Eritrea	1	1	-	-	1	-	-	-	-	-	-
France	1	1	-	-	-	1	-	-	-	-	-
Gambia	1	1	-	-	1	-	-	-	-	-	-
Jordan	1	1	-	-	-	1	-	-	-	-	-
Hungary	1	1	-	-	-	1	-	-	-	-	-
Mongolia	1	-	-	-	-	-	1	-	-	-	1
Germany	1	1	-	-	1	-	-	-	-	-	-
Austria	1	1	-	-	-	1	-	-	-	-	-
Sudan	1	1	-	-	1	-	-	-	-	-	-
Uzbekistan	1	1	-	-	-	1	-	-	-	-	-
TOTAL	1160	944	14	68	610	252	216	10	2	70	134

IS in 2019 disaggregated by nationality, sex and age

Nationality	IS in total	Total	MALE				Total	FEMALE			
			0-13	14-17	18-34	35+		0-13	14-17	18-34	35+
Ukraine	1 379	1 079	1	1	584	493	300	3	1	119	177
Serbia	134	106	-	-	46	60	28	-	-	9	19
Afghanistan	125	123	3	49	68	3	2	-	1	1	-
Iran	43	28	2	1	17	8	15	2	-	7	6
Moldova	33	30	-	-	13	17	3	-	-	2	1
North Macedonia	21	17	-	-	6	11	4	-	-	2	2
Russian Federation	19	9	-	1	1	7	10	1	-	5	4
Georgia	18	17	-	-	2	15	1	-	-	-	1
Bangladesh	15	14	-	5	9	-	1	-	-	1	-
Armenia	14	9	1	1	4	3	5	1	-	2	2
Bosnia and Herzegovina	13	10	-	-	6	4	3	-	-	2	1
Turkey	13	12	-	-	7	5	1	-	-	1	-
Iraq	12	9	3	-	4	2	3	1	-	2	-
Yemen	11	5	-	2	-	3	6	2	2	1	1
Syria	10	9	-	-	9	-	1	-	-	-	1
Albania	9	8	3	-	4	1	1	-	-	1	-
Pakistan	8	8	-	2	4	2	-	-	-	-	-
Morocco	7	7	-	2	4	1	-	-	-	-	-
Nigeria	7	5	-	-	4	1	2	-	-	2	-
India	6	6	-	-	5	1	-	-	-	-	-
Israel	6	6	-	-	4	2	-	-	-	-	-
Viet Nam	6	4	1	-	3	-	2	-	-	-	2
China	5	4	-	-	1	3	1	-	-	-	1
Korea	5	3	-	-	1	2	2	-	-	-	2
Brazil	4	3	1	-	2	-	1	-	-	1	-
Myanmar	4	4	-	1	3	-	-	-	-	-	-
Nepal	4	3	-	-	3	-	1	-	-	1	-
Algeria	3	3	-	1	2	-	-	-	-	-	-
Tunisia	3	3	-	-	-	3	-	-	-	-	-
Stateless	2	2	-	-	-	2	-	-	-	-	-
Eritrea	2	2	-	-	1	1	-	-	-	-	-
Philippines	2	-	-	-	-	-	2	-	-	1	1
South Africa	2	2	-	-	2	-	-	-	-	-	-
Colombia	2	2	-	-	2	-	-	-	-	-	-
United States, USA	2	2	-	-	1	1	-	-	-	-	-
Thailand	2	-	-	-	-	-	2	-	-	-	2
Belarus	1	-	-	-	-	-	1	-	-	1	-
Czechia	1	1	-	-	-	1	-	-	-	-	-
Montenegro	1	1	-	-	-	1	-	-	-	-	-
Chile	1	1	-	1	-	-	-	-	-	-	-
Gambia	1	1	-	-	1	-	-	-	-	-	-
Ghana	1	1	-	-	1	-	-	-	-	-	-
The Netherlands	1	1	-	-	-	1	-	-	-	-	-
Indonesia	1	1	-	-	1	-	-	-	-	-	-
Jordan	1	1	-	-	-	1	-	-	-	-	-



continues on the next page



continues from the previous page (year 2019)

Nationality	IS in total	Total	MALE				Total	FEMALE			
			0-13	14-17	18-34	35+		0-13	14-17	18-34	35+
Cameroon	1	1	-	-	1	-	-	-	-	-	-
Canada	1	1	-	-	1	-	-	-	-	-	-
Kazakhstan	1	1	-	-	-	1	-	-	-	-	-
Kenya	1	1	-	-	1	-	-	-	-	-	-
Areas not elsewhere specified (Kosovo)	1	1	-	-	1	-	-	-	-	-	-
Kuwait	1	1	-	-	-	1	-	-	-	-	-
Hungary	1	1	-	-	-	1	-	-	-	-	-
Mexico	1	1	-	-	1	-	-	-	-	-	-
Mongolia	1	1	-	-	1	-	-	-	-	-	-
Germany	1	1	-	-	-	1	-	-	-	-	-
Unknown nationality	1	1	-	-	1	-	-	-	-	-	-
Poland	1	-	-	-	-	-	1	-	-	-	1
Romania	1	1	-	-	1	-	-	-	-	-	-
Sudan	1	1	-	-	1	-	-	-	-	-	-
Saint Kitts and Nevis	1	1	-	-	-	1	-	-	-	-	-
Tajikistan	1	-	-	-	-	-	1	-	-	1	-
Turkmenistan	1	1	-	-	1	-	-	-	-	-	-
TOTAL	1 977	1 577	15	67	835	660	400	10	4	162	224

IS by processing of cases by individual DBFPs in 2020

Nationality	Total	Thereof:			
		DBFP Bratislava	DBFP B. Bystrica	DBFP Prešov	DBFP Sobrance
Ukraine	314	155	17	26	116
Afghanistan	189	89	40	50	10
Syria	145	76	37	31	1
Serbia	133	110	21	1	1
Morocco	63	45	13	5	-
Algeria	47	24	11	8	4
Moldova	26	17	6	-	3
Georgia	23	18	1	2	2
India	16	10	1	-	5
Pakistan	16	3	12	1	-
Iran	15	8	4	1	2
Turkey	15	1	14	-	-
Libya	12	8	4	-	-
North Macedonia	12	12	-	-	-
Viet Nam	12	5	7	-	-
Sri Lanka	11	3	3	5	-
Tunisia	11	5	5	1	-
Bosnia and Herzegovina	10	9	1	-	-
Iraq	9	6	2	1	-
Russian Federation	9	2	2	1	4
Egypt	8	2	5	1	-
Albania	5	3	-	2	-
China	5	1	1	3	-
Nigeria	5	4	-	1	-
Palestine	5	3	1	1	-
Bangladesh	4	-	-	-	4
Romania	4	2	2	-	-
United States, USA	4	4	-	-	-
Ghana	3	2	-	1	-
Yemen	3	3	-	-	-
Kazakhstan	3	1	-	-	2
Somalia	3	3	-	-	-
Bulgaria	2	2	-	-	-
Montenegro	2	1	1	-	-
Israel	2	-	-	2	-
Mexico	2	2	-	-	-
Stateless	1	1	-	-	-
Chile	1	-	1	-	-
Eritrea	1	1	-	-	-
France	1	-	-	1	-
Gambia	1	1	-	-	-
Jordan	1	-	-	-	1
Hungary	1	-	-	1	-
Mongolia	1	1	-	-	-
Germany	1	1	-	-	-
Austria	1	1	-	-	-
Sudan	1	-	1	-	-
Uzbekistan	1	-	-	1	-
TOTAL	1 160	645	213	147	155

IS by processing of cases by individual DBFPs in 2019

Nationality	Total	Thereof:			
		DBFP Bratislava	DBFP B. Bystrica	DBFP Prešov	DBFP Sobrance
Ukraine	1 379	233	19	110	1 017
Serbia	134	113	16	5	-
Afghanistan	125	73	34	18	-
Iran	43	16	2	25	-
Moldova	33	14	2	3	14
North Macedonia	21	16	2	3	-
Russian Federation	19	7	2	5	5
Georgia	18	13	2	3	-
Bangladesh	15	1	5	3	6
Armenia	14	3	-	11	-
Bosnia and Herzegovina	13	13	-	-	-
Turkey	13	9	2	2	-
Iraq	12	4	6	2	-
Yemen	11	-	11	-	-
Syria	10	8	-	2	-
Albania	9	7	1	1	-
Pakistan	8	3	1	4	-
Morocco	7	3	4	-	-
Nigeria	7	6	1	-	-
India	6	1	1	4	-
Israel	6	1	-	4	1
Viet Nam	6	4	1	1	-
China	5	4	-	1	-
Korean Republic	5	1	4	-	-
Brazil	4	4	-	-	-
Myanmar	4	-	-	4	-
Nepal	4	4	-	-	-
Algeria	3	-	1	2	-
Tunisia	3	2	-	1	-
Stateless	2	1	-	-	1
Eritrea	2	-	2	-	-
Philippines	2	2	-	-	-
South Africa	2	-	1	1	-
Colombia	2	-	-	-	2
United States, USA	2	2	-	-	-
Thailand	2	2	-	-	-
Belarus	1	-	-	-	1
Czechia	1	-	-	1	-
Montenegro	1	1	-	-	-
Chile	1	-	1	-	-
Gambia	1	1	-	-	-
Ghana	1	-	-	1	-
The Netherlands	1	-	-	1	-
Indonesia	1	1	-	-	-
Jordan	1	1	-	-	-
Cameroon	1	1	-	-	-
Canada	1	1	-	-	-



continues on the next page



continues from the previous page (year 2019)

Nationality	Total	Thereof:			
		DBFP Bratislava	DBFP B. Bystrica	DBFP Prešov	DBFP Sobrance
Kazakhstan	1	1	-	-	-
Kenya	1	1	-	-	-
Kuwait	1	1	-	-	-
Hungary	1	-	-	1	-
Mexico	1	1	-	-	-
Mongolia	1	-	-	1	-
Germany	1	-	-	1	-
Unknown nationality	1	-	-	-	1
Areas not elsewhere specified (Kosovo)	1	1	-	-	-
Poland	1	-	-	1	-
Romania	1	-	-	1	-
Sudan	1	-	1	-	-
Saint Kitts and Nevis	1	-	-	1	-
Tajikistan	1	1	-	-	-
Turkmenistan	1	-	1	-	-
TOTAL	1 977	582	123	224	1 048

IS by processing of cases by individual units of DBFP Bratislava in 2020

Nationality	Total	Thereof:						
		FPU PF Bratislava	FPU PF Dunajská Streda	FPU PF Nitra	FPU PF Nové Zámky	FPU PF Trnava	FPU PF Bratislava Ružinov-airport	MU PF Bratislava
Ukraine	155	51	15	34	2	48	1	4
Serbia	110	15	2	69	1	17	-	6
Afghanistan	89	18	26	5	13	8	3	16
Syria	76	12	-	1	10	20	5	28
Morocco	45	1	3	-	16	1	-	24
Algeria	24	5	2	-	4	5	-	8
Georgia	18	-	-	18	-	-	-	-
Moldova	17	-	-	17	-	-	-	-
North Macedonia	12	3	1	3	2	3	-	-
India	10	2	-	-	6	-	-	2
Bosnia and Herzegovina	9	1	2	1	-	4	-	1
Iran	8	2	1	-	5	-	-	-
Libya	8	1	3	-	1	1	-	2
Iraq	6	3	-	-	-	3	-	-
Tunisia	5	-	1	-	4	-	-	-
Viet Nam	5	1	2	1	-	1	-	-
Nigeria	4	-	1	1	1	-	-	1
United States, USA	4	4	-	-	-	-	-	-
Albania	3	-	1	-	-	1	1	-
Yemen	3	1	-	-	-	1	-	1
Pakistan	3	2	1	-	-	-	-	-
Palestine	3	-	-	-	1	2	-	-
Somalia	3	-	-	-	-	-	2	1
Sri Lanka	3	-	-	-	-	-	-	3
Bulgaria	2	-	-	-	-	-	-	2
Egypt	2	-	-	-	2	-	-	-
Ghana	2	-	-	-	1	-	-	1
Mexico	2	2	-	-	-	-	-	-
Romania	2	1	-	-	-	-	-	1
Russian Federation	2	2	-	-	-	-	-	-
Stateless	1	1	-	-	-	-	-	-
Montenegro	1	-	-	-	-	-	-	1
China	1	1	-	-	-	-	-	-
Eritrea	1	-	-	-	1	-	-	-
Gambia	1	-	-	-	1	-	-	-
Kazakhstan	1	1	-	-	-	-	-	-
Mongolia	1	1	-	-	-	-	-	-
Germany	1	-	-	-	-	-	-	1
Austria	1	-	-	-	-	-	-	1
Turkey	1	1	-	-	-	-	-	-
TOTAL	645	132	61	150	71	115	12	104

IS by processing of cases by individual units of DBFP Banská Bystrica in 2020

Nationality	Total	Thereof:					
		FDU PF Banská Bystrica	FDU PF Rimavská Sobota	FDU PF Ružomberok	FDU PF Trenčín	FDU PF Žilina	MU PF Banská Bystrica
Afghanistan	40	8	-	3	1	16	12
Syria	37	1	-	32	-	1	3
Serbia	21	-	2	-	17	1	1
Ukraine	17	8	-	5	-	3	1
Turkey	14	-	-	-	-	-	14
Morocco	13	10	-	-	-	-	3
Pakistan	12	6	-	-	-	3	3
Algeria	11	-	-	-	4	1	6
Viet Nam	7	-	-	-	-	-	7
Moldova	6	1	-	-	3	2	-
Egypt	5	-	-	-	4	1	-
Tunisia	5	-	-	1	-	-	4
Iran	4	-	-	-	-	-	4
Libya	4	3	-	-	-	1	-
Sri Lanka	3	-	-	-	-	-	3
Iraq	2	-	-	-	-	1	1
Romania	2	2	-	-	-	-	-
Russian Federation	2	1	-	-	1	-	-
Bosnia and Herzegovina	1	-	-	1	-	-	-
Montenegro	1	-	-	-	-	1	-
Chile	1	-	-	-	-	1	-
China	1	1	-	-	-	-	-
Georgia	1	-	-	1	-	-	-
India	1	-	-	-	1	-	-
Palestine	1	-	-	-	-	-	1
Sudan	1	-	-	-	-	-	1
TOTAL	213	41	2	43	31	32	64

IS by processing of cases by individual units of DBFP Prešov in 2020

Nationality	Total	Thereof:					
		FPU PF Košice	FPU PF Michalovce	FPU PF Prešov	BCU PF Košice- airport	MU PF Prešov	FPU PF Košice
Afghanistan	50	4	1	10	-	-	35
Syria	31	-	-	-	-	-	31
Ukraine	26	11	9	2	-	-	4
Algeria	8	-	-	-	-	-	8
Morocco	5	1	-	-	-	-	4
Sri Lanka	5	-	-	-	-	-	5
China	3	-	-	-	3	-	-
Albania	2	1	-	1	-	-	-
Georgia	2	1	-	-	-	-	1
Israel	2	2	-	-	-	-	-
Egypt	1	-	-	-	-	-	1
France	1	-	1	-	-	-	-
Ghana	1	1	-	-	-	-	-
Iraq	1	-	-	-	-	-	1
Iran	1	-	-	-	1	-	-
Hungary	1	-	1	-	-	-	-
Nigeria	1	1	-	-	-	-	-
Pakistan	1	-	-	1	-	-	-
Palestine	1	-	-	-	-	-	1
Russian Federation	1	-	-	1	-	-	-
Serbia	1	-	-	1	-	-	-
Tunisia	1	1	-	-	-	-	-
Uzbekistan	1	-	-	-	1	-	-
TOTAL	147	23	12	16	5	0	91

IS by processing of cases by individual units of DBFP Sobrance in 2020

Nationality	Total	MIU DBFP Sobrance	AU PF Humenné	BCU PF:									
				Zboj	Topoľa	Ulič	Ubľa	Podhorod'	Petrovce	Vyšné Nemecké	Mat'ovské Vojkovce	Veľké Slence	Čierna nad Tisou
Ukraine	116	-	1	-	-	-	31	-	-	83	-	-	1
Afghanistan	10	-	1	-	-	-	-	-	5	4	-	-	-
India	5	-	5	-	-	-	-	-	-	-	-	-	-
Algeria	4	-	-	-	1	-	-	-	-	3	-	-	-
Bangladesh	4	-	-	-	-	-	-	-	4	-	-	-	-
Russian Federation	4	-	-	-	1	-	-	-	-	3	-	-	-
Moldova	3	1	-	-	-	-	1	-	-	1	-	-	-
Georgia	2	-	-	-	-	-	-	-	-	2	-	-	-
Iran	2	-	1	-	-	-	-	-	-	1	-	-	-
Kazakhstan	2	-	-	-	-	-	2	-	-	-	-	-	-
Jordan	1	-	1	-	-	-	-	-	-	-	-	-	-
Serbia	1	-	1	-	-	-	-	-	-	-	-	-	-
Syria	1	-	1	-	-	-	-	-	-	-	-	-	-
TOTAL	155	1	11	0	2	0	34	0	9	97	0	0	1

2.3 Unaccompanied Minors Apprehended for IBC and IS

Unaccompanied minors apprehended for IBC and IS in 2020

Nationality	Unaccompanied minors apprehended for:		
	Total	IBC	IS
Afghanistan	52	-	52
Syria	10	2	8
Libya	4	4	-
Algeria	1	-	1
Bangladesh	1	1	-
Chile	1	-	1
Ghana	1	-	1
Morocco	1	-	1
Myanmar	1	1	-
Pakistan	1	-	1
TOTAL	73	8	65

Unaccompanied minors apprehended for IBC and IS in 2019

Nationality	Unaccompanied minors apprehended for:		
	Total	IBC	IS
Afghanistan	53	-	53
Bangladesh	5	-	5
Morocco	2	-	2
Pakistan	2	-	2
Viet Nam	2	2	-
Algeria	1	-	1
Chile	1	-	1
Myanmar	1	-	1
Syria	1	1	-
Ukraine	1	-	1
TOTAL	69	3	66

Unaccompanied minors apprehended for IBC and IS in 2020 disaggregated by nationality, sex and age

Nationality	UM in total	Total	MALE		Total	FEMALE	
			0-13	14-17		0-13	14-17
Afghanistan	52	52	2	50	-	-	-
Syria	10	10	1	9	-	-	-
Libya	4	4	-	4	-	-	-
Algeria	1	1	-	1	-	-	-
Bangladesh	1	1	-	1	-	-	-
Chile	1	1	-	1	-	-	-
Ghana	1	1	-	1	-	-	-
Morocco	1	1	-	1	-	-	-
Myanmar	1	1	-	1	-	-	-
Pakistan	1	1	-	1	-	-	-
TOTAL	73	73	3	70	0	0	0

Unaccompanied minors apprehended for IBC and IS in 2019 disaggregated by nationality, sex and age

Nationality	UM in total	Total	MALE		Total	FEMALE	
			0-13	14-17		0-13	14-17
Afghanistan	53	52	3	49	1	-	1
Bangladesh	5	5	-	5	-	-	-
Morocco	2	2	-	2	-	-	-
Pakistan	2	2	-	2	-	-	-
Viet Nam	2	2	1	1	-	-	-
Algeria	1	1	-	1	-	-	-
Chile	1	1	-	1	-	-	-
Myanmar	1	1	-	1	-	-	-
Syria	1	1	-	1	-	-	-
Ukraine	1	1	-	1	-	-	-
TOTAL	69	68	4	64	1	0	1

Note:

Stated age in the age category (0-13, 14-17) is valid at the time of apprehension of unaccompanied minors for IBC and IS.

2.4 Asylum Applications

Overview of asylum applications submitted in 2020

Nationality	Number of submitted asylum applications
Afghanistan	50
Morocco	41
Syria	38
Algeria	27
Turkey	18
Bangladesh	16
Iran	15
Sri Lanka	11
India	10
Libya	9
Tunisia	8
Pakistan	6
Egypt	5
China	4
Viet Nam	3
Albania	2
Ghana	2
Jordan	2
Nigeria	2
Russian Federation	2
Somalia	2
Ukraine	2
Georgia	1
Iraq	1
Yemen	1
Democratic Republic of Congo	1
Poland	1
Serbia	1
Sudan	1
Uzbekistan	1
TOTAL	283

Overview of asylum applications submitted in 2019

Nationality	Number of submitted asylum applications
Afghanistan	90
Iran	46
Armenia	14
Bangladesh	13
Ukraine	11
India	9
Syria	6
Pakistan	5
Russian Federation	5
Sudan	5
Turkey	5
Myanmar	4
Algeria	3
Morocco	3
Bosnia and Herzegovina	2
China	2
Eritrea	2
Viet Nam	2
Iraq	1
Yemen	1
Mongolia	1
Nepal	1
Unknown nationality	1
TOTAL	232

Note:

In the above mentioned number of asylum applications are included all asylum applications lodged during the assessed timeframe at police units regardless of the fact, that the foreigner was in SR legally or illegally. Repeated asylum applications are also included.

Overview of asylum applications submitted by illegal migrants apprehended for IBC and IS in 2020

		Number of apprehended illegal migrants	Number of asylum applications
IBC	External land border between BCPs	126	24
	External land border at BCPs	4	0
	Internal land border*	2	0
	External air border - airports	3	0
	TOTAL	135	24
IS	Inland	975	187
	At BCPs - departing from the SR	131	1
	Returned from other member state	54	52
	TOTAL	1 160	240
TOTAL		1 295	264

*During temporary reintroduction of border controls at internal border based on SR Government regulation from 08 April 2020 to 26 June 2020.

Overview of asylum applications submitted by illegal migrants apprehended for IBC and IS in 2020 disaggregated by nationality of applicant

Nationality	Total	Asylum applications by IBC			Asylum applications by IS		
		land border:		airports	inland	at BCPs departing from SR	returned from other MS
		between BCPs	at BCPs				
Afghanistan	47	-	-	-	43	-	4
Morocco	41	-	-	-	40	-	1
Syria	36	4	-	-	29	-	3
Algeria	27	-	-	-	22	-	5
Turkey	17	3	-	-	-	-	14
Bangladesh	16	12	-	-	4	-	-
Sri Lanka	11	-	-	-	8	-	3
Iran	10	3	-	-	1	1	5
India	9	1	-	-	7	-	1
Libya	9	-	-	-	9	-	-
Tunisia	8	-	-	-	6	-	2
Pakistan	6	-	-	-	-	-	6
Egypt	5	-	-	-	5	-	-
China	4	-	-	-	-	-	4
Viet Nam	3	-	-	-	-	-	3
Ghana	2	-	-	-	2	-	-
Nigeria	2	-	-	-	2	-	-
Somalia	2	-	-	-	2	-	-
Albania	1	-	-	-	1	-	-
Iraq	1	-	-	-	1	-	-
Yemen	1	-	-	-	1	-	-
Jordan	1	-	-	-	1	-	-
Russian Federation	1	1	-	-	-	-	-
Serbia	1	-	-	-	1	-	-
Sudan	1	-	-	-	1	-	-
Ukraine	1	-	-	-	1	-	-
Uzbekistan	1	-	-	-	-	-	1
TOTAL	264	24	0	0	187	1	52

Overview of asylum applications submitted by illegal migrants apprehended for IBC and IS in 2019

		Number of apprehended illegal migrants	Number of asylum applications
IBC	External land border between BCPs	166	3
	External land border at BCPs	24	0
	External air border - airports	23	5
	TOTAL	213	8
IS	Inland	814	101
	At BCPs - departing from the SR	1 042	1
	Returned from other member state	121	98
	TOTAL	1 977	200
TOTAL		2 190	208

Overview of asylum applications submitted by illegal migrants apprehended for IBC and IS in 2019 disaggregated by nationality of applicant

Nationality	Total	Asylum applications by IBC			Asylum applications by IS		
		land border:		airports	inland	at BCPs departing from SR	returned from other MS
		between BCPs	at BCPs				
Afghanistan	85	-	-	-	58	-	27
Iran	44	-	-	4	3	-	37
Armenia	14	-	-	-	-	-	14
Bangladesh	13	-	-	-	8	-	5
India	6	-	-	-	3	-	3
Russian Federation	5	-	-	-	2	-	3
Turkey	5	-	-	-	3	-	2
Ukraine	5	-	-	-	5	-	-
Myanmar	4	-	-	-	4	-	-
Pakistan	4	-	-	-	4	-	-
Syria	4	1	-	-	1	-	2
Algeria	3	-	-	-	3	-	-
Morocco	3	-	-	-	3	-	-
Bosnia and Herzegovina	2	-	-	-	2	-	-
China	2	-	-	-	-	1	1
Eritrea	2	-	-	-	-	-	2
Viet Nam	2	2	-	-	-	-	-
Iraq	1	-	-	-	1	-	-
Yemen	1	-	-	1	-	-	-
Mongolia	1	-	-	-	-	-	1
Nepal	1	-	-	-	1	-	-
Sudan	1	-	-	-	-	-	1
TOTAL	208	3	0	5	101	1	98

2.5 False Travel, Residence and Other Documents

Number of persons, documents and BCSs by the place of detection in 2019 and 2020

		2019			2020		
		persons	documents*	BCSs	persons	documents*	BCSs
land border	At BCPs - entering the SR	4	4	-	2	1	2
	At BCPs - departing from the SR	8	5	15	4	1	5
	In the vicinity of land border (border surveillance)	-	-	-	3	3	-
	Total	12	9	15	9	5	7
airports	Non-Schengen flights	28	31	44	5	7	0
	Intra-Schengen flights (random check)	1	1	-	10	12	-
	In airport area (or in its vicinity)	4	6	9	-	-	-
	Total	33	38	53	15	19	0
inland	At FPU PF	11	10	2	4	2	7
	At AU PF	-	-	-	-	-	-
	In PDCA	-	-	-	-	-	-
	Other	4	4	-	2	2	-
	Total	15	14	2	6	4	7
TOTAL on the territory of SR		60	61	70	30	28	14

* Except for those passports in which no changes have been made and they contain counterfeit/forged/fraudulently obtained documents or BCSs.

Number of persons, documents and BCSs by DBFPs and PDCAs in 2019 and 2020

	2019			2020		
	persons	documents*	BCSs	persons	documents*	BCSs
DBFP Bratislava	32	33	40	18	20	7
DBFP Banská Bystrica	5	5	-	-	-	-
DBFP Prešov	10	13	15	2	2	-
DBFP Sobrance	13	10	15	10	6	7
PDCA Medveďov	-	-	-	-	-	-
PDCA Sečovce	-	-	-	-	-	-
TOTAL	60	61	70	30	28	14

* Except for those passports in which no changes have been made and they contain counterfeit/forged/fraudulently obtained documents or BCSs

Number of documents and BCSs by the place of detection in 2019 and 2020

		2019				2020			
		Total on the territory of SR	Land border	Airports	Inland	Total on the territory of SR	Land border	Airports	Inland
DOCUMENTS*	Passport*	19	2	17	-	9	1	7	1
	ID card	20	1	12	7	13	2	9	2
	Other TD	0	-	-	-	0	-	-	-
	Visa	9	2	7	-	0	-	-	-
	Residence permit	4	2	2	-	4	2	2	-
	Driving licence	3	2	-	1	1	-	1	-
	Civil status document	0	-	-	-	0	-	-	-
	Criminal records	6	-	-	6	1	-	-	1
	Evidence of education	0	-	-	-	0	-	-	-
	Other supporting document	0	-	-	-	0	-	-	-
	Other	0	-	-	-	0	-	-	-
	TOTAL	61	9	38	14	28	5	19	4
BCSs		70	15	53	2	14	7	-	7

* Except for those Passports in which no changes have been made and they contain counterfeit/forged/fraudulently obtained documents or BCSs

Travel documents (passports, ID cards and other TDs) by type of fraud detected on the territory of the SR in 2019 and 2020

		Total (a – l)	a	b	c	d	e	f	g	h	i	j	k	l	genuine (x)
2019	Passport	19	2	-	3	-	4	-	1	-	6	-	3	-	19
	ID card	20	-	-	-	-	-	-	-	-	18	-	2	-	-
	Other TD	0	-	-	-	-	-	-	-	-	-	-	-	-	-
	TOTAL	39	2	0	3	0	4	0	1	0	24	0	5	0	19
2020	Passport	9	-	-	3	-	-	-	-	-	1	-	4	1	6
	ID card	13	-	-	-	-	-	-	-	-	8	-	5	-	-
	Other TD	0	-	-	-	-	-	-	-	-	-	-	-	-	-
	TOTAL	22	0	0	3	0	0	0	0	0	9	0	9	1	6

- a. Photo substitution
- b. Unauthorized data alteration/addition
- c. Data page substitution
- d. Inner pages(except for data page) substitution
- e. Data page overlapping (multiple changes – photo substitution incl. Unauthorized data alteration/addition)
- f. Electronic device (any changes, interventions or damages)
- g. Unauthorized interventions to document (damage, overlapping of parts of document, wet stamps removal)
- h. Stolen blank travel document (unauthorized personalization)
- i. counterfeit (made by counterfeiter)
- j. Fantasy/Camouflage document (without legal validity)
- k. Genuine travel document misused by other person (look a like/impostor)
- l. Fraudulently obtained genuine document (e.g. issuance based on false personal data or due to corruption)
- x. Genuine passport with counterfeit/forged/fraudulently obtained documents or BCSs

Documents and BCSs detected in 2020 by place of detection, nationality of person and country of origin of the document

	Persons (incl. cases without persons *)		Documents								BCS
			Country of origin of the document **	passport		ID card	visa	PNP	other****		
	Nationality	number		false/ count.	genuine (x)***				number	type	
Land border	Ukraine	1	Ukraine	-	1	-	-	-	-	-	-
			Hungary	-	-	-	-	-	-	-	2
	Ukraine	1	Ukraine	-	1	-	-	-	-	-	-
			Poland	-	-	-	-	-	-	-	2
	Ukraine	2	Ukraine	-	2	-	-	-	-	-	-
			Slovakia	-	-	-	-	-	-	-	3
	Uzbekistan	2	Czechia	1	-	-	-	-	-	-	-
			Bulgaria	-	-	1	-	-	-	-	-
	Iraq	1	Lithuania	-	-	1	-	-	-	-	-
	Tunisia	1	Italy	-	-	-	-	1	-	-	-
Moldova	1	Lithuania	-	-	-	-	1	-	-	-	
Total	9	---	1	4	2	0	2	0	---	7	
Airports	Afghanistan	3	Finland	1	-	-	-	-	-	-	-
			France	1	-	-	-	-	-	-	-
			UK	1	-	-	-	-	-	-	-
	Somalia	2	Germany	1	-	-	-	1	-	-	-
			Sweden	1	-	-	-	1	-	-	-
	Syria	5	Greece	-	-	1	-	-	-	-	-
			Spain	-	-	4	-	-	-	-	-
	Albania	2	Romania	-	-	1	-	-	-	-	-
			Bulgaria	1	-	1	-	-	1	DL	-
	Georgia	2	Romania	-	-	2	-	-	-	-	-
	Slovakia	1	Slovakia	1	-	-	-	-	-	-	-
Total	15	---	7	0	9	0	2	1	---	0	
Inland	Bosnia and Herzegovina	1	Bosnia and Herzeg.	-	1	-	-	-	-	-	-
			Slovenia	-	-	-	-	-	-	-	3
	Moldova	2	Bulgaria	1	-	-	-	-	-	-	-
			Romania	-	-	1	-	-	-	-	-
	Morocco	1	France	-	-	1	-	-	-	-	-
	Serbia	1	Bosnia and Herzegovina	-	-	-	-	-	1	CR	-
	Serbia	1	Serbia	-	1	-	-	-	-	-	-
			Croatia	-	-	-	-	-	-	-	2
			Slovenia	-	-	-	-	-	-	-	2
Total	6	---	1	2	2	0	0	1	---	7	
TOTAL on SR territory		30	---	9	6	13	0	4	2	---	14

* e. g. documents found in airport premises, Police units premises, in forger's workshop etc.

** The state whose document (travel document, visa, residents permit, border crossing stamp) was falsified (for example in the case of forged visa, the state which issued the visa is reported)

*** Type of fraud „x“- genuine passport in which no changes have been made and they contain counterfeit/forged/fraudulently obtained documents or BCSs

**** Column „type“-contains abbreviations as follows:

DL – driving license

CSD – civil status document

CR – criminal records

EoE – evidence of education

OSD – other supportive document

OTD – other travel document

Counterfeit, forged and fraudulently obtained BCSs detected in 2019 and 2020

	2019			2020		
	Persons	BCSs		Persons	BCSs	
		false/ counterfeit	fraudulently obtained		false/ counterfeit	fraudulently obtained
Land border at BCP - entry to the SR	-	-	-	1	2	-
Land border at BCP – departure from SR	8	15	-	3	5	-
Non-Schengen flight	6	44	-	-	-	-
Intra-Schengen flight *	2	9	-	-	-	-
Inland	1	2	-	2	7	-
TOTAL on the territory of SR	17	70	0	6	14	0

* during random checks

2.6 Refusal of Entry

Refusal of entry at the external border in 2019 and 2020 by reason for refusal

Reasons for refusal	2019			2020		
	Total	Thereof:		Total	Thereof:	
		Land border	Airports		Land border	Airports
A	15	15	-	4	4	-
B	4	-	4	1	1	-
C	191	140	51	45	26	19
D	10	3	7	1	1	-
E	4	2	2	0	-	-
F	360	306	54	88	77	11
G	15	12	3	4	3	1
H1	799	747	52	212	201	11
H2	19	19	-	2	2	-
I	0	-	-	88	61	27
TOTAL	1 417	1 244	173	445	376	69

Note:

Refusal of entry to EU national - this category includes EU nationals who were refused to enter the SR according Art. 11 of the Act on stay of foreigners.

Reasons for refusal of entry as listed in Article 14 Regulation (EU) 2016/399 of the European Parliament and of the Council of 9 March 2016 on a Union Code on the rules governing the movement of persons across borders (Schengen Borders Code):

A - Has no valid travel document(s)

B - Has a false/counterfeit/forged travel document

C - Has no valid visa or residence permit

D - Has a false/counterfeit/forged visa or residence permit

E - Has no appropriate documentation justifying the purpose and conditions of stay

F - Has already stayed for 90 days in the preceding 180-day period on the territory of the Member States of the EU

G - Does not have sufficient means of subsistence in relation to the period and form of stay, or the means to return to the country of origin or transit

H1 - Person for whom an alert has been issued in the SIS for the purposes of refusing entry

H2 - Person for whom an alert has been issued in national register for the purposes of refusing entry

I - Is considered to be a threat to public policy, internal security, public health or the international relations of one or more of the Member States of the EU

Refusals of entry in 2020

		Reasons										
		Total	Refusal of entry									
			A	B	C	D	E	F	G	H1	H2	I
LAND BORDER	Ukraine	362	4	1	20	-	-	76	3	195	2	61
	Moldova	5	-	-	-	-	-	-	-	5	-	-
	India	2	-	-	2	-	-	-	-	-	-	-
	Serbia	2	-	-	2	-	-	-	-	-	-	-
	Montenegro	1	-	-	-	-	-	1	-	-	-	-
	Georgia	1	-	-	-	-	-	-	-	1	-	-
	Mongolia	1	-	-	1	-	-	-	-	-	-	-
	Russian Federation	1	-	-	1	-	-	-	-	-	-	-
	Tunisia	1	-	-	-	1	-	-	-	-	-	-
	TOTAL	376	4	1	26	1	0	77	3	201	2	61
AIORPORTS	Ukraine	18	-	-	-	-	-	3	1	2	-	12
	Georgia	7	-	-	-	-	-	-	-	-	-	7
	Albania	5	-	-	-	-	-	1	-	4	-	-
	Russian Federation	5	-	-	5	-	-	-	-	-	-	-
	North Macedonia	5	-	-	-	-	-	5	-	-	-	-
	United States, USA	4	-	-	-	-	-	-	-	-	-	4
	Serbia	4	-	-	-	-	-	2	-	2	-	-
	Syria	3	-	-	3	-	-	-	-	-	-	-
	Afghanistan	2	-	-	2	-	-	-	-	-	-	-
	Israel	2	-	-	-	-	-	-	-	-	-	2
	Kuwait	2	-	-	1	-	-	-	-	-	-	1
	Moldova	2	-	-	-	-	-	-	-	2	-	-
	Zimbabwe	2	-	-	2	-	-	-	-	-	-	-
	Algeria	1	-	-	-	-	-	-	-	1	-	-
	China	1	-	-	1	-	-	-	-	-	-	-
	Ghana	1	-	-	1	-	-	-	-	-	-	-
	Iraq	1	-	-	1	-	-	-	-	-	-	-
	Areas not elsewhere specified (Kosovo)	1	-	-	1	-	-	-	-	-	-	-
	Nigeria	1	-	-	1	-	-	-	-	-	-	-
	Turkey	1	-	-	-	-	-	-	-	-	-	1
	Viet Nam	1	-	-	1	-	-	-	-	-	-	-
	TOTAL	69	0	0	19	0	0	11	1	11	0	27
TOTAL		445	4	1	45	1	0	88	4	212	2	88

Refusals of entry in 2019

		Reasons										
		Total	Refusal of entry									
			A	B	C	D	E	F	G	H1	H2	I
LAND BORDER	Ukraine	1 172	15	-	110	-	2	296	12	718	19	-
	Moldova	23	-	-	-	-	-	7	-	16	-	-
	Russian Federation	14	-	-	12	-	-	1	-	1	-	-
	Serbia	14	-	-	10	-	-	-	-	4	-	-
	Georgia	7	-	-	1	-	-	1	-	5	-	-
	Turkey	3	-	-	-	2	-	1	-	-	-	-
	Azerbaijan	1	-	-	1	-	-	-	-	-	-	-
	Belarus	1	-	-	-	-	-	-	-	1	-	-
	Brazil	1	-	-	-	-	-	-	-	1	-	-
	Egypt	1	-	-	1	-	-	-	-	-	-	-
	Ghana	1	-	-	1	-	-	-	-	-	-	-
	India	1	-	-	1	-	-	-	-	-	-	-
	Kazakhstan	1	-	-	1	-	-	-	-	-	-	-
	Palestine	1	-	-	-	1	-	-	-	-	-	-
	United States, USA	1	-	-	-	-	-	-	-	1	-	-
	Tajikistan	1	-	-	1	-	-	-	-	-	-	-
	Uzbekistan	1	-	-	1	-	-	-	-	-	-	-
	TOTAL	1 244	15	0	140	3	2	306	12	747	19	0
AIRPORTS	Albania	40	-	-	3	-	1	9	2	25	-	-
	Serbia	26	-	1	-	-	-	15	1	9	-	-
	North Macedonia	25	-	-	-	-	-	20	-	5	-	-
	Ukraine	16	-	1	2	-	1	4	-	8	-	-
	Russian Federation	10	-	-	5	-	-	5	-	-	-	-
	Iran	7	-	2	5	-	-	-	-	-	-	-
	Areas not elsewhere specified (Kosovo)	5	-	-	5	-	-	-	-	-	-	-
	Morocco	5	-	-	4	1	-	-	-	-	-	-
	Armenia	4	-	-	-	4	-	-	-	-	-	-
	China	4	-	-	4	-	-	-	-	-	-	-
	India	4	-	-	4	-	-	-	-	-	-	-
	Pakistan	3	-	-	3	-	-	-	-	-	-	-
	Syria	3	-	-	3	-	-	-	-	-	-	-
	Uzbekistan	3	-	-	-	-	-	-	-	3	-	-
	Afghanistan	2	-	-	2	-	-	-	-	-	-	-
	Algeria	2	-	-	2	-	-	-	-	-	-	-
	South Africa	2	-	-	2	-	-	-	-	-	-	-
	Zimbabwe	2	-	-	2	-	-	-	-	-	-	-
	Belarus	1	-	-	1	-	-	-	-	-	-	-
	Bosnia and Herzegovina	1	-	-	-	-	-	-	-	1	-	-
	Egypt	1	-	-	-	1	-	-	-	-	-	-
	Georgia	1	-	-	-	-	-	-	-	1	-	-
	Iraq	1	-	-	1	-	-	-	-	-	-	-
	Canada	1	-	-	-	-	-	1	-	-	-	-
	Kazakhstan	1	-	-	1	-	-	-	-	-	-	-
	Nigeria	1	-	-	1	-	-	-	-	-	-	-
	Sudan	1	-	-	1	-	-	-	-	-	-	-
	Viet Nam	1	-	-	-	1	-	-	-	-	-	-
	TOTAL	173	0	4	51	7	2	54	3	52	0	0
TOTAL		1 417	15	4	191	10	4	360	15	799	19	0

Refusal of entry of third country nationals in 2020 at the external land border by individual BCPs and reasons for refusal

		Total	Reasons for refusal									
			Thereof:									
			A	B	C	D	E	F	G	H1	H2	I
Ubl'a		141	1	-	5	-	-	52	-	74	1	8
There of:	Ukraine	139	1	-	5	-	-	52	-	72	1	8
	Moldova	2	-	-	-	-	-	-	-	2	-	-
Vyšné Nemecké		190	3	1	18	-	-	21	2	119	1	25
There of:	Ukraine	181	3	1	13	-	-	20	2	116	1	25
	Moldova	3	-	-	-	-	-	-	-	3	-	-
	India	2	-	-	2	-	-	-	-	-	-	-
	Montenegro	1	-	-	-	-	-	1	-	-	-	-
	Mongolia	1	-	-	1	-	-	-	-	-	-	-
	Russian Federation	1	-	-	1	-	-	-	-	-	-	-
	Serbia	1	-	-	1	-	-	-	-	-	-	-
Veľké Slemence		37	-	-	1	-	-	1	1	6	-	28
There of:	Ukraine	37	-	-	1	-	-	1	1	6	-	28
Čierna nad Tisou		8	-	-	2	1	-	3	-	2	-	-
There of:	Ukraine	5	-	-	1	-	-	3	-	1	-	-
	Georgia	1	-	-	-	-	-	-	-	1	-	-
	Serbia	1	-	-	1	-	-	-	-	-	-	-
	Tunisia	1	-	-	-	1	-	-	-	-	-	-
Maťovské Vojkovce		0	-	-	-	-	-	-	-	-	-	-
TOTAL		376	4	1	26	1	0	77	3	201	2	61

Refusal of entry of third country nationals in 2019 at the external land border by individual BCPs and reasons for refusal

		Total	Reasons for refusal thereof:									
			A	B	C	D	E	F	G	H1	H2	I
Ubl'a		500	4	-	63	-	1	193	4	229	6	-
There of:	Ukraine	488	4	-	59	-	1	188	4	226	6	-
	Moldova	8	-	-	-	-	-	5	-	3	-	-
	Russian Federation	2	-	-	2	-	-	-	-	-	-	-
	Kazakhstan	1	-	-	1	-	-	-	-	-	-	-
	Tajikistan	1	-	-	1	-	-	-	-	-	-	-
Vyšné Nemecké		632	11	-	51	3	-	91	-	465	11	-
There of:	Ukraine	589	11	-	39	-	-	86	-	442	11	-
	Moldova	14	-	-	-	-	-	2	-	12	-	-
	Georgia	7	-	-	1	-	-	1	-	5	-	-
	Serbia	7	-	-	4	-	-	-	-	3	-	-
	Russian Federation	4	-	-	2	-	-	1	-	1	-	-
	Turkey	3	-	-	-	2	-	1	-	-	-	-
	Azerbaijan	1	-	-	1	-	-	-	-	-	-	-
	Belarus	1	-	-	-	-	-	-	-	1	-	-
	Egypt	1	-	-	1	-	-	-	-	-	-	-
	Ghana	1	-	-	1	-	-	-	-	-	-	-
	India	1	-	-	1	-	-	-	-	-	-	-
	Palestine	1	-	-	-	1	-	-	-	-	-	-
	United States, USA	1	-	-	-	-	-	-	-	1	-	-
	Uzbekistan	1	-	-	1	-	-	-	-	-	-	-
Veľké Slemence		68	-	-	4	-	-	15	2	45	2	-
There of:	Ukraine	68	-	-	4	-	-	15	2	45	2	-
Čierna nad Tisou		43	-	-	22	-	1	6	6	8	-	-
There of:	Ukraine	26	-	-	8	-	1	6	6	5	-	-
	Russian Federation	8	-	-	8	-	-	-	-	-	-	-
	Serbia	7	-	-	6	-	-	-	-	1	-	-
	Brazil	1	-	-	-	-	-	-	-	1	-	-
	Moldova	1	-	-	-	-	-	-	-	1	-	-
Maťovské Vojkovce		1	-	-	-	-	-	1	-	-	-	-
There of:	Ukraine	1	-	-	-	-	-	1	-	-	-	-
TOTAL		1 244	15	0	140	3	2	306	12	747	19	0

Refusal of entry of third country nationals in 2020 at the external air border by individual BCPs and reasons for refusal

		Reasons for refusal										
		Total	Thereof:									
			A	B	C	D	E	F	G	H1	H2	I
airport Bratislava		64	-	-	17	-	-	11	1	11	-	24
Thereof:	Ukraine	15	-	-	-	-	-	3	1	2	-	9
	Georgia	7	-	-	-	-	-	-	-	-	-	7
	Albania	5	-	-	-	-	-	1	-	4	-	-
	Russian Federation	5	-	-	5	-	-	-	-	-	-	-
	North Macedonia	5	-	-	-	-	-	5	-	-	-	-
	United States, USA	4	-	-	-	-	-	-	-	-	-	4
	Serbia	4	-	-	-	-	-	2	-	2	-	-
	Syria	3	-	-	3	-	-	-	-	-	-	-
	Afghanistan	2	-	-	2	-	-	-	-	-	-	-
	Israel	2	-	-	-	-	-	-	-	-	-	2
	Kuwait	2	-	-	1	-	-	-	-	-	-	1
	Moldova	2	-	-	-	-	-	-	-	2	-	-
	Zimbabwe	2	-	-	2	-	-	-	-	-	-	-
	Algeria	1	-	-	-	-	-	-	-	1	-	-
	China	1	-	-	1	-	-	-	-	-	-	-
	Ghana	1	-	-	1	-	-	-	-	-	-	-
	Areas not elsewhere specified (Kosovo)	1	-	-	1	-	-	-	-	-	-	-
	Turkey	1	-	-	-	-	-	-	-	-	-	1
	Vietnam	1	-	-	1	-	-	-	-	-	-	-
airport Poprad		2	-	-	-	-	-	-	-	-	-	2
Thereof:	Ukraine	2	-	-	-	-	-	-	-	-	-	2
airport Košice		3	-	-	2	-	-	-	-	-	-	1
Thereof:	Iraq	1	-	-	1	-	-	-	-	-	-	-
	Nigeria	1	-	-	1	-	-	-	-	-	-	-
	Ukraine	1	-	-	-	-	-	-	-	-	-	1
Small airports		0	-	-	-	-	-	-	-	-	-	-
TOTAL		69	0	0	19	0	0	11	1	11	0	27

Refusal of entry of third country nationals in 2019 at the external air border by individual BCPs and reasons for refusal

		Reasons for refusal										
		Total	Thereof:									
			A	B	C	D	E	F	G	H1	H2	I
airport Bratislava		164	-	2	45	6	2	54	3	52	-	-
Thereof:	Albania	40	-	-	3	-	1	9	2	25	-	-
	Serbia	26	-	1	-	-	-	15	1	9	-	-
	North Macedonia	25	-	-	-	-	-	20	-	5	-	-
	Ukraine	16	-	1	2	-	1	4	-	8	-	-
	Russian Federation	10	-	-	5	-	-	5	-	-	-	-
	Areas not elsewhere specified (Kosovo)	5	-	-	5	-	-	-	-	-	-	-
	Armenia	4	-	-	-	4	-	-	-	-	-	-
	China	4	-	-	4	-	-	-	-	-	-	-
	India	4	-	-	4	-	-	-	-	-	-	-
	Iran	3	-	-	3	-	-	-	-	-	-	-
	Pakistan	3	-	-	3	-	-	-	-	-	-	-
	Syria	3	-	-	3	-	-	-	-	-	-	-
	Uzbekistan	3	-	-	-	-	-	-	-	3	-	-
	Afghanistan	2	-	-	2	-	-	-	-	-	-	-
	Algeria	2	-	-	2	-	-	-	-	-	-	-
	South Africa	2	-	-	2	-	-	-	-	-	-	-
	Morocco	2	-	-	2	-	-	-	-	-	-	-
	Belarus	1	-	-	1	-	-	-	-	-	-	-
	Bosnia and Herzegovina	1	-	-	-	-	-	-	-	1	-	-
	Egypt	1	-	-	-	1	-	-	-	-	-	-
	Georgia	1	-	-	-	-	-	-	-	1	-	-
	Iraq	1	-	-	1	-	-	-	-	-	-	-
	Canada	1	-	-	-	-	-	1	-	-	-	-
	Kazakhstan	1	-	-	1	-	-	-	-	-	-	-
	Nigeria	1	-	-	1	-	-	-	-	-	-	-
	Viet Nam	1	-	-	-	1	-	-	-	-	-	-
	Zimbabwe	1	-	-	1	-	-	-	-	-	-	-
airport Poprad		0	-	-	-	-	-	-	-	-	-	-
airport Košice		9	-	2	6	1	-	-	-	-	-	-
Thereof:	Iran	4	-	2	2	-	-	-	-	-	-	-
	Morocco	3	-	-	2	1	-	-	-	-	-	-
	Sudan	1	-	-	1	-	-	-	-	-	-	-
	Zimbabwe	1	-	-	1	-	-	-	-	-	-	-
Small airports		0	-	-	-	-	-	-	-	-	-	-
TOTAL		173	0	4	51	7	2	54	3	52	0	0

2.7 Facilitation of Illegal Migration and Trafficking in Human Beings

Documented cases of facilitation of illegal migration and trafficking in human beings in 2019 and 2020

			2019	2020
TOTAL	Complaints: Commenced criminal prosecutions/Charges filed		79/58	76/61
	Persons: Suspects/ Accused		169/126	136/98
	Illegal migrants/ Victims		764/54	411/190
	Offences		305	240
Facilitation (§ 355, § 356 CC)	Complaints: Commenced criminal prosecutions/Charges filed		59/43	50/44
	Facilitators: Suspects/ Accused		120/90	82/65
	Thereof:	IBC (§ 355 CC)	33	37
		Marriages of convenience (§ 356 CC)	29	14
		Illegal work (§ 356 CC)	17	7
		IS on the territory of SR, EU (§ 356 CC)	10	7
	Violent crossing of the external border (§ 354 CC)		1	0
Trafficking in human beings (§ 179 CC)	Complaints: Commenced criminal prosecutions/Charges filed		20/15	26/17
	Persons: Suspects/ Accused		49/36	54/33
	Victims		54	53

Illegal migration through facilitation and trafficking in human beings in 2020

	Complaints		Persons		Illegal migrants/victims	Illegal migrants (apprehended)	Offences	Value in €
	commenced criminal prosecutions	charges filed	suspects	accused				
§ 355 CC Organized group	-	1	3	3	VNM (?) *	-	3	33 700,00
§ 355 CC criminal group	-	-	-	-	-	-	-	-
§ 356 CC marriages of convenience org. group	-	-	-	-	-	-	-	-
§ 355 CC	34	27	42	34	222	190	29	57 400,00
§ 356 CC marriage of convenience	6	10	13	14	9	-	10	12 900,00
§ 356 CC illegal work	8	4	14	7	40	-	15	-
§ 356 CC IS on SR, EU territory	2	2	10	7	140	-	7	-
Facilitation TOTAL	50	44	82	65	411	190	64	104 000,00
§ 179 CC organized group	-	1	2	2	17	-	140	-
§ 179 CC	26	16	52	31	36	-	36	59 032,00
Trafficking in human beings TOTAL	26	17	54	33	53	0	176	59 032,00
TOTAL	76	61	136	98	411/53	190	240	163 032,00

* VNM in the first line above is not final yet

Organized and criminal groups in cases recorded by NUCIM in 2020

	Complaints		Persons	
	commenced criminal prosecutions	charges filed	suspects	accused
Facilitation § 355 CC - organized group	-	1	3	3
Facilitation § 355 CC - Criminal group	-	-	-	-
Facilitation – marriage of convenience § 356 CC - organized group	-	-	-	-
Trafficking in human beings § 179 CC - organized group	-	1	2	2
TOTAL	0	2	5	5

Cases of facilitation processed by NUCIM in 2020 (§§ 355, 356 CC) by place of detection

			Complaints		Persons		Illegal migrants	
			Commenced criminal prosecutions	Charges filed	suspects	accused	total	apprehended
External border	Land border	§ 355 CC	6	3	12	4	40	8
		§ 356 CC	-	-	-	-	-	-
	Airports		-	-	-	-	-	-
External border in total			6	3	12	4	40	8
Internal border § 355	Austria		1	-	1	1	1	1
	Hungary		22	21	27	25	140	140
	Czechia		2	2	2	2	12	12
	Poland		-	-	-	-	-	-
Internal border § 355 in total			25	23	30	28	153	153
Inland §§ 355, 356 CC	§ 355 CC	Facilitation	3	2	3	2	29	29
	§ 356 CC	Marriage of convenience	1	1	1	1	1	-
		Illegal work	8	4	14	7	140	-
		Other case of IS on the territory of the SR	2	2	10	7	140	-
Inland §§ 355, 356 CC in total			14	9	28	17	210	29
EU countries § 356 CC (marriage of convenience, IS on the territory of the EU) in total			0	2	5	5	2	0
Non-EU countries § 356 CC (marriage of convenience) in total			5	7	7	8	6	0
TOTAL			50	44	82	65	411	190

Nationality of facilitators and illegal migrants in 2020 – facilitation

Facilitators		
Nationality	Suspects	Accused
Algeria	1	1
Bulgaria	2	2
Czechia	2	2
India	1	1
Hungary	1	1
Germany	1	1
Unknown	20	-
Romania	3	3
Russian Federation	2	2
Slovakia	33	36
Serbia	3	3
Syria	2	2
Tunisia	1	1
Ukraine	10	10
---	-	-
---	-	-
---	-	-
---	-	-
---	-	-
---	-	-
---	-	-
TOTAL	82	65

Illegal migrants		
Nationality	Facilitated	Thereof apprehended
Afghanistan	44	41
Albania	1	-
Algeria	7	6
Armenia	2	-
Bangladesh	1	-
Egypt	5	3
Eritrea	2	2
India	6	6
Iraq	9	9
Iran	1	1
Yemen	2	2
Cameroon	1	1
Morocco	2	2
Pakistan	4	-
Palestine	1	1
Somalia	2	2
Serbia	1	1
Sri Lanka	5	5
Syria	114	104
Ukraine	67	-
Viet Nam	134	4
TOTAL	411	190

Nationality of offenders and victims in 2020 – trafficking in human beings

Offenders			Victims	
Nationality	Suspects	Accused	Nationality	Number
Unknown	25	-	Slovakia	53
Poland	1	1	---	-
Romania	1	1	---	-
Slovakia	27	31	---	-
TOTAL	54	33	TOTAL	53

Note:

Facilitation – according to § 355, § 356 of the Criminal Code (disaggregated by marriages of convenience, illegal work and employment and other form of stay on the territory of the SR).

Complaints (initiated criminal proceeding) – all complaints leading to commencement of criminal prosecution according to the Regulation of Ministry of Interior no. 53/2009 made by NUCIM,

Charges filed – the resolutions to file charges according to § 206 par. 1 of the Criminal Procedure Code,

Suspects – persons mentioned in the order to prosecute according to § 199 par. 1 of the Criminal Procedure Code,

Accused persons - all persons, who were accused of offence of facilitation according to § 206 par. 1 of the Criminal Procedure Code,

Illegal migrants (in total) - persons, who are not citizens of the SR or who are not SR permanent residents and who have used services of facilitators according to § 355 CC and persons, who are not citizens of the SR or other MS or citizens of the European Economic Area member state and who have used services of facilitators according to § 356 CC and are mentioned in resolution on the commencement of criminal prosecution according to § 199 par. 1 or in the resolution to file charges according to § 206/1 of the Criminal Procedure Code,

Illegal migrants (apprehended) – persons mentioned above, who have used services of facilitators and who were physically apprehended by a Police Force unit,

Offence – according to the Criminal Code, the offence is also the partial attack of a continuing offense, unless expressly provided otherwise.

Trafficking in human beings – criminal offences defined in § 179 of the Criminal Code (sexual and labour exploitation, forced begging, etc),

Victims of trafficking in human beings – persons who under false pretences, trap, deprivation of personal freedom, kidnapping, violence, threat of violence, or under the threat of another serious damage, and these persons were lured, transported provided for even with their consent for the purpose of their further exploitation (sexual and labour, begging, etc.).

2.8 Return Policy and Persons Taken Over to the SR

2.8.1 Readmission

Overview of persons handed and taken over according to Readmission Agreements in 2019 and 2020

Country of readmission	2019				2020			
	Illegal migration		Other		Illegal migration		Other	
	Persons handed over (from SR)	Persons taken over (to SR)	Persons handed over (from SR)	Persons taken over (to SR)	Persons handed over (from SR)	Persons taken over (to SR)	Persons handed over (from SR)	Persons taken over (to SR)
Ukraine	149	8	-	-	89	5	-	-
Austria	5	1	-	4	-	-	-	-
Italy	-	-	-	-	1	-	-	-
Czechia	-	56	-	1	-	38	-	-
Poland	-	4	-	-	-	9	-	-
TOTAL	154	69	0	5	90	52	0	0

Note:

Illegal migration – this category includes handed over and taken over persons within the reference period regardless the period in which they were apprehended for illegal migration by authority of the SR or other country.

Other – this category includes handed over and taken over persons according readmission agreements within the reference period who were not apprehended for illegal migration on the territory of the SR and at the time of readmission their stay in the SR or other Member State of the EU was legal.

„Persons handed over (from SR)“ – this category includes persons, who were sentenced for a crime that is not regarded to illegal migration (i.e. theft) and who were sentenced to judicial expulsion and they were handed over to the territory of other EU Member State, where they were permitted to stay.

„Persons taken over (to SR)“ – this category includes persons, who were returned from other EU Member State and they are permitted to stay on the territory of the SR.

Overview of persons handed over from the SR according to Readmission Agreements related to illegal migration in 2020

Nationality	Total	Thereof:				
		Ukraine	Austria	Italy	Czechia	Poland
Bangladesh	22	22	-	-	-	-
India	18	18	-	-	-	-
Ukraine	7	7	-	-	-	-
Somalia	5	5	-	-	-	-
Algeria	4	4	-	-	-	-
Turkey	4	4	-	-	-	-
Uzbekistan	4	4	-	-	-	-
Sri Lanka	3	3	-	-	-	-
Syria	3	3	-	-	-	-
Afghanistan	2	2	-	-	-	-
Eritrea	2	2	-	-	-	-
Myanmar	2	2	-	-	-	-
Moldova	2	2	-	-	-	-
Pakistan	2	2	-	-	-	-
Russian Federation	2	2	-	-	-	-
Azerbaijan	1	1	-	-	-	-
Belarus	1	1	-	-	-	-
Ethiopia	1	1	-	-	-	-
Georgia	1	1	-	-	-	-
Iraq	1	1	-	-	-	-
Yemen	1	1	-	-	-	-
Cameroon	1	1	-	-	-	-
Nigeria	1	-	-	1	-	-
TOTAL	90	89	0	1	0	0

Overview of persons handed over from the SR according to Readmission Agreements related to illegal migration in 2019

Nationality	Total	Thereof:				
		Ukraine	Austria	Italy	Czechia	Poland
Viet Nam	30	30	-	-	-	-
Sri Lanka	20	20	-	-	-	-
Afghanistan	19	15	4	-	-	-
Turkey	16	16	-	-	-	-
Bangladesh	14	14	-	-	-	-
Russian Federation	9	9	-	-	-	-
Ukraine	9	9	-	-	-	-
Somalia	8	8	-	-	-	-
India	7	7	-	-	-	-
Azerbaijan	3	3	-	-	-	-
Uzbekistan	3	3	-	-	-	-
Moldova	2	2	-	-	-	-
Pakistan	2	2	-	-	-	-
Palestine	2	2	-	-	-	-
Belarus	1	1	-	-	-	-
Georgia	1	1	-	-	-	-
Yemen	1	1	-	-	-	-
Jordan	1	-	1	-	-	-
Morocco	1	1	-	-	-	-
Serbia	1	1	-	-	-	-
Sudan	1	1	-	-	-	-
Syria	1	1	-	-	-	-
Tajikistan	1	1	-	-	-	-
Tunisia	1	1	-	-	-	-
TOTAL	154	149	5	0	0	0

Overview of persons taken over to the SR according to Readmission Agreements related to illegal migration in 2020

Nationality	Total	Thereof:				
		Ukraine	Austria	Italy	Czechia	Poland
Turkey	15	1	-	-	14	-
Vietnam	7	-	-	-	7	-
Algeria	5	-	-	-	3	2
Afghanistan	4	-	-	-	-	4
Iran	4	-	-	-	4	-
Pakistan	3	-	-	-	3	-
Sri Lanka	3	-	-	-	3	-
Syria	3	-	-	-	-	3
Tajikistan	2	2	-	-	-	-
Tunisia	2	-	-	-	2	-
Morocco	1	-	-	-	1	-
United States, USA	1	1	-	-	-	-
Serbia	1	-	-	-	1	-
Spain	1	1	-	-	-	-
TOTAL	52	5	0	0	38	9

Overview of persons taken over to the SR according to Readmission Agreements related to illegal migration in 2019

Nationality	total	Thereof:				
		Ukraine	Austria	Italy	Czechia	Poland
Afghanistan	25	-	-	-	22	3
Yemen	11	-	-	-	11	-
Bangladesh	6	-	1	-	5	-
Iraq	6	-	-	-	6	-
Czechia	4	4	-	-	-	-
Eritrea	2	-	-	-	2	-
Serbia	2	-	-	-	2	-
Albania	1	-	-	-	1	-
France	1	1	-	-	-	-
India	1	-	-	-	1	-
Iran	1	-	-	-	1	-
People's Democratic Republic of Korea	1	1	-	-	-	-
Moldova	1	1	-	-	-	-
Romania	1	1	-	-	-	-
Russian Federation	1	-	-	-	1	-
North Macedonia	1	-	-	-	1	-
Sudan	1	-	-	-	1	-
Syria	1	-	-	-	-	1
Ukraine	1	-	-	-	1	-
Viet Nam	1	-	-	-	1	-
TOTAL	69	8	1	0	56	4

2.8.2 Assisted Voluntary Returns

Overview of effective voluntary returns in 2020 by country of return and project type

Country of return	Total	Thereof:	
		Project „C“	Project „I“
Serbia	38	-	38
Ukraine	25	-	25
Georgia	6	-	6
North Macedonia	3	-	3
Morocco	3	-	3
China	2	-	2
Algeria	1	-	1
Egypt	1	-	1
Mexico	1	-	1
TOTAL	80	0	80

Overview of effective voluntary returns in 2019 by country of return and project type

Country of return	Total	Thereof:	
		Project „C“	Project „I“
Serbia	30	-	30
Ukraine	25	-	25
Iran	15	-	15
Iraq	9	-	9
Turkey	5	-	5
Afghanistan	2	-	2
North Macedonia	2	-	2
Moldova	2	-	2
Russian Federation	2	-	2
Vietnam	2	-	2
Armenia	1	-	1
Bangladesh	1	-	1
China	1	-	1
Philippines	1	-	1
Georgia	1	-	1
Indonesia	1	-	1
Kenya	1	-	1
Mongolia	1	-	1
Nepal	1	-	1
Nigeria	1	-	1
Pakistan	1	-	1
Thailand	1	-	1
Tunisia	1	-	1
USA	1	-	1
TOTAL	108	0	108

Source: IOM

Note:

Assisted voluntary returns – this category includes returns of foreigners from Police Detention Centres for Foreigners, from asylum institutions of the Migration Office of MOI SR and foreigners on the territory of the SR, who are not staying in facilities of MOI SR.

Project „C“ - Cooperation Agreement between the International Organization for Migration and the Ministry of Interior of the Slovak Republic to assist the return of unsuccessful asylum seekers and illegal migrants to their country of origin.

Project „I“ – Voluntary return and reintegration in the country of origin (implementation 01/01/2020 – 31/12/2021)

2.8.3 Dublin Transfers

Effective Dublin transfers according to the Regulation (EU) No. 604/2013 in 2019 and 2020

	2019	2020
Persons taken over to the SR	80	25
Persons handed over from the SR	17	9

Note:

This table regards number of persons handed over and taken over within the reference period regardless the period in which they were apprehended for illegal migration by authority of the SR or other country, regardless the administrative or judicial removal.

Effective transfers according to the Dublin Regulation – if the SR hands over (returns) the third country national to other Member State, that is competent for decision in asylum procedure, or the SR takes over the third country national from other Member State, as SR is competent for decision in asylum procedure.

Persons taken over to the SR from individual countries according to the Dublin regulation in 2020 disaggregated by nationality

Nationality	Total	Taken over from:			
		AT	BE	DE	SE
China	4	1	-	3	-
Syria	4	3	1	-	-
Iran	3	-	1	1	1
Morocco	3	3	-	-	-
India	2	2	-	-	-
Pakistan	2	2	-	-	-
Afghanistan	1	1	-	-	-
Algeria	1	1	-	-	-
Georgia	1	1	-	-	-
Iraq	1	1	-	-	-
Stateless	1	1	-	-	-
Turkey	1	-	-	1	-
Uzbekistan	1	-	-	1	-
TOTAL	25	16	2	6	1

Persons taken over to the SR from individual countries according to the Dublin regulation in 2019 disaggregated by nationality

Nationality	Total	Taken over from:					
		AT	DE	NL	CH	SE	BE
Iran	38	12	18	2	4	1	1
Armenia	14	3	11	-	-	-	-
Afghanistan	9	5	3	1	-	-	-
Sudan	4	4	-	-	-	-	-
India	3	1	2	-	-	-	-
Russian Federation	3	-	3	-	-	-	-
Serbia	2	2	-	-	-	-	-
Turkey	2	1	1	-	-	-	-
Algeria	1	1	-	-	-	-	-
China	1	-	1	-	-	-	-
Mongolia	1	-	-	-	-	1	-
Unknown	1	-	1	-	-	-	-
Syria	1	1	-	-	-	-	-
TOTAL	80	30	40	3	4	2	1

Persons handed over from the SR to individual countries according to the Dublin regulation in 2020 disaggregated by nationality

Nationality	Total	to the country:					
		AT	CZ	DE	FR	CH	IT
Gambia	2	-	-	-	-	1	1
Tajikistan	2	-	-	2	-	-	-
Algeria	1	-	-	-	1	-	-
Georgia	1	-	1	-	-	-	-
Nigeria	1	1	-	-	-	-	-
Pakistan	1	-	-	-	-	-	1
Ukraine	1	-	1	-	-	-	-
TOTAL	9	1	2	2	1	1	2

Persons handed over from the SR to individual countries according to the Dublin regulation in 2019 disaggregated by nationality

Nationality	Total	to the country:						
		AT	BG	CZ	DE	ES	NL	RO
Afghanistan	6	-	5	-	1	-	-	-
Iran	5	-	-	-	1	-	-	4
Benin	1	-	-	-	-	-	1	-
People's Democratic Republic of Korea	1	-	-	-	1	-	-	-
Unknown	1	1	-	-	-	-	-	-
Nigeria	1	-	-	-	-	1	-	-
Pakistan	1	-	-	-	1	-	-	-
Ukraine	1	-	-	1	-	-	-	-
TOTAL	17	1	5	1	4	1	1	4

AT – Austria
 BE – Belgium
 BG – Bulgaria
 CZ – Czechia
 DE – Germany
 ES – Spain
 FR – France
 CH – Switzerland
 IT – Italy
 NL – the Netherlands
 RO – Romania
 SE – Sweden

2.8.4 Police Detention Centres for Foreigners

PDCA activities Medved'ov/Sečovce during 2019 and 2020

PDCA activity	PDCA Medved'ov		PDCA Sečovce	
	2019	2020	2019	2020
Number of placements	97	191	107	349
Number of releases	114	112	88	152
Requests by PDCA to issue ETD	17	27	17	85
Requests by other authorities to issue ETD	21	99	8	-
ETD issued for PDCA	15	7	1	2
ETD issued for other authorities	5	4	8	-
Escorts related to effective returns	45	18	16	33
Accompanied removal by air	13	4	9	5
Escorts by air UM from CH Dľaň Medzilaborce for Dublin transfer	-	-	-	-
Other escorts	68	132	77	118
Transfers (from the Czech Rep. to Ukraine)	6	-	26	28
Assistance by transport from AUT to POL	-	-	-	-

Note:

Number of placements: number of all placed persons (one person can be counted more times)

Number of released: number of released for reasons mentioned in § 90 para 2, letter b) Act on Stay of Foreigners or due to transfer to another PDCA (one person can be counted more times).

Number of placed foreigners (real number of persons) and outcomes of detention at the PDCA – returned, released

		Total	PDCA Medved'ov	PDCA Sečovce
1	Number of placed persons from the previous period remaining detained on 01/01/2020	19	-	19
2	Number of persons placed during the year 2020*	474	168	306
3	Number of placed persons remaining detained on 31/12/2020	184	79	105
Number of released/returned persons from PDCA during 2020		309	89	220
Thereof**:	Readmission	1	0	1
	Dublin	10	5	5
	AVR	9	1	8
	Other way of return	50	17	33
	Released	239	66	173
Number of persons, who have applied for asylum during their detention in PDCA		55	21	34

* one person is counted only once in respective PDCA, regardless the number of their placements (release, new detention, repeated placement),

** one person is counted only once in PDCA according to the respective disaggregation, e. g. if the return was carried out according the readmission agreement, the person is counted only in the category "Readmission", not in the category "Other way of return"; or if the person was released and has been detained again, the repeated placement is not counted.

Note:

Other way of return – forced return (which is not a readmission, Dublin neither assisted voluntary return) performed via external air border BCP or external land border BCP.

Number of foreigners released/removed from PDCA Medved'ov in 2020 by nationality

Nationality	Total number of foreigners	Readmission	Dublin	AVR	Other way of return	Released
Syria	21	-	-	-	-	21
Afghanistan	13	-	1	-	-	12
Ukraine	9	-	1	1	7	-
Morocco	6	-	-	-	-	6
India	5	-	-	-	-	5
Viet Nam	4	-	-	-	-	4
Bangladesh	3	-	-	-	-	3
Iraq	3	-	-	-	-	3
Libya	3	-	-	-	-	3
Nigeria	3	-	1	-	1	1
Serbia	3	-	-	-	3	-
Georgia	2	-	1	-	1	-
Yemen	2	-	-	-	-	2
North Macedonia	2	-	-	-	1	1
Palestine	2	-	-	-	-	2
Russian Federation	2	-	-	-	2	-
Tajikistan	2	-	-	-	-	2
Albania	1	-	-	-	1	-
Bosnia and Herzegovina	1	-	-	-	1	-
Gambia	1	-	1	-	-	-
Ghana	1	-	-	-	-	1
TOTAL	89	0	5	1	17	66

Number of foreigners released/removed from PDCA Sečovce in 2020 by nationality

Nationality	Total number of foreigners	Readmission	Dublin	AVR	Other way of return	Released
Syria	60	-	-	-	-	60
Afghanistan	24	-	-	-	-	24
Moldova	18	-	-	-	18	-
Algeria	15	-	1	1	-	13
Bangladesh	15	-	-	-	-	15
Iran	10	-	-	-	-	10
Morocco	9	-	-	3	-	6
Pakistan	8	-	1	-	-	7
Serbia	7	-	-	2	4	1
India	5	-	-	-	-	5
Iraq	5	-	-	-	-	5
Egypt	4	-	-	1	-	3
Russian Federation	4	-	-	-	2	2
Tajikistan	4	-	2	-	-	2
Nigeria	3	1	-	-	2	-
Palestine	3	-	-	-	-	3
Tunisia	3	-	-	-	-	3
Turkey	3	-	-	-	1	2
Ukraine	3	-	-	1	2	-
Viet Nam	3	-	-	-	-	3
China	2	-	-	-	1	1
Eritrea	2	-	-	-	-	2
Georgia	2	-	-	-	1	1
Montenegro	1	-	-	-	1	-
Gambia	1	-	1	-	-	-
Jordan	1	-	-	-	-	1
Cameroon	1	-	-	-	-	1
Senegal	1	-	-	-	-	1
North Macedonia	1	-	-	-	1	-
Sierra Leone	1	-	-	-	-	1
Sudan	1	-	-	-	-	1
TOTAL	220	1	5	8	33	173

2.8.5 Return Decisions and Effective Returns

Overview of return decisions issued in 2020

Nationality	Total	Illegal migration		Other	
		AR	JV	AR	JV
Ukraine	362	274	49	9	30
Serbia	136	125	4	1	6
Syria	89	87	1	-	1
Bangladesh	37	32	5	-	-
Afghanistan	34	33	1	-	-
Georgia	33	23	4	3	3
Morocco	29	29	-	-	-
Moldova	29	3	25	-	1
India	25	24	1	-	-
Algeria	19	19	-	-	-
North Macedonia	13	11	-	1	1
Russian Federation	11	11	-	-	-
Romania	10	-	2	-	8
Bosnia and Herzegovina	9	8	1	-	-
Somalia	8	6	-	-	2
Turkey	7	7	-	-	-
Viet Nam	7	7	-	-	-
Iraq	6	6	-	-	-
Iran	6	6	-	-	-
Albania	5	3	2	-	-
Egypt	5	5	-	-	-
Nigeria	5	4	1	-	-
Poland	5	-	-	1	4
Palestine	4	4	-	-	-
Uzbekistan	4	4	-	-	-
China	3	3	-	-	-
Eritrea	3	3	-	-	-
Yemen	3	3	-	-	-
Kazakhstan	3	3	-	-	-
Libya	3	3	-	-	-
Pakistan	3	3	-	-	-
Austria	3	-	1	-	2
United States, USA	3	3	-	-	-
Sri Lanka	3	3	-	-	-
Tunisia	3	3	-	-	-
Belarus	2	1	-	1	-
Czechia	2	-	-	2	-
Montenegro	2	2	-	-	-
Chile	2	1	-	1	-
France	2	-	1	-	1
Croatia	2	-	-	2	-
Israel	2	2	-	-	-
Mexico	2	2	-	-	-



continues on the next page



continues from the previous page (year 2020)

Nationality	Total	Illegal migration		Other	
		AR	JV	AR	JV
Myanmar	2	2	-	-	-
Azerbaijan	1	1	-	-	-
Belgium	1	-	1	-	-
Bulgaria	1	-	-	-	1
Ethiopia	1	1	-	-	-
Ghana	1	1	-	-	-
Cameroon	1	1	-	-	-
Hungary	1	-	1	-	-
Mongolia	1	1	-	-	-
TOTAL	954	773	100	21	60

Overview of return decisions issued in 2019

Nationality	Total	Illegal migration		Other	
		AR	JV	AR	JV
Ukraine	1 425	1 297	68	21	39
Serbia	142	126	7	6	3
Afghanistan	43	43	-	-	-
Viet Nam	37	36	1	-	-
Moldova	34	32	1	-	1
Turkey	31	27	2	-	2
Russian Federation	23	23	-	-	-
Iran	21	21	-	-	-
North Macedonia	20	18	2	-	-
Sri Lanka	20	20	-	-	-
Bangladesh	19	19	-	-	-
Georgia	19	15	4	-	-
Bosna a Hercegovina	15	11	1	2	1
Iraq	12	12	-	-	-
Yemen	12	12	-	-	-
Albania	11	6	5	-	-
Poland	10	-	1	4	5
India	8	8	-	-	-
Somalia	8	8	-	-	-
Pakistan	7	7	-	-	-
Romania	7	-	1	5	1
Syria	7	6	1	-	-
Israel	6	5	1	-	-
Korean Republic	6	5	-	1	-
Morocco	6	6	-	-	-
Hungary	5	-	1	1	3
Nigeria	5	5	-	-	-
Belarus	4	2	2	-	-
Brazil	4	4	-	-	-
The Netherlands	4	-	-	-	4
Nepal	4	4	-	-	-
Tunisia	4	4	-	-	-
Azerbaijan	3	3	-	-	-
China	3	1	2	-	-
Croatia	3	-	-	1	2
Uzbekistan	3	2	1	-	-
Bulgaria	2	-	-	1	1
Philippines	2	2	-	-	-
Colombia	2	2	-	-	-
Palestine	2	2	-	-	-
Thailand	2	2	-	-	-
Algeria	1	1	-	-	-
Armenia	1	1	-	-	-
Stateless	1	1	-	-	-
Montenegro	1	1	-	-	-
Ghana	1	1	-	-	-
Guatemala	1	-	-	-	1



continues on the next page



continues from the previous page (year 2019)

Nationality	Total	Illegal migration		Other	
		AR	JV	AR	JV
Indonesia	1	1	-	-	-
Jordan	1	1	-	-	-
South Africa	1	1	-	-	-
Cameroon	1	1	-	-	-
Canada	1	1	-	-	-
Kazakhstan	1	1	-	-	-
Kenya	1	1	-	-	-
Areas not elsewhere specified (Kosovo)	1	1	-	-	-
Kuwait	1	1	-	-	-
Mexico	1	1	-	-	-
Germany	1	-	1	-	-
Saudi Arabia	1	1	-	-	-
Senegal	1	1	-	-	-
United States, USA	1	1	-	-	-
Sudan	1	1	-	-	-
Saint Kitts and Nevis	1	1	-	-	-
Tajikistan	1	1	-	-	-
Turkmenistan	1	1	-	-	-
TOTAL	2 025	1 818	102	42	63

Note:

Overview contains information on to how many foreigners a decision on removal (AR or JR) was issued during the reference period (more than 1 decision might be issued to one person), regardless of when they have been detained.

- **Illegal migration AR/JR** – foreigners to whom the decision on administrative or judicial removal (AR, JR) was issued for the reasons related to illegal migration (IBC and IS)
- **Other** – foreigners to whom a decision on administrative or judicial removal (AR, JR) has been issued for the reasons, which do not relate to illegal migration (breach or not fulfilling general legal conditions with no connections to illegal migration).

Nationality of each foreigner in the overview is the one that he/she reported during removal procedure in the SR.

Effective returns from the territory of the SR disaggregated by the country of return in 2019 and 2020

	Total	OF ILLEGAL MIGRATION		OTHER	
		to a third country	to a Member State	to a third country	to a Member State
2019	1 686	1 586	21	37	42
2020	515	450	8	24	33

Overview of effective returns from the SR in 2020

Nationality	Total	AR		JR	
		of illegal migration	other	of illegal migration	other
Ukraine	290	210	2	49	29
Serbia	52	43	-	4	5
Moldova	25	3	-	21	1
Bangladesh	22	21	-	1	-
India	18	18	-	-	-
Georgia	15	9	-	4	2
Romania	9	-	-	2	7
Russian Federation	7	7	-	-	-
North Macedonia	6	5	-	-	1
Somalia	5	5	-	-	-
Turkey	5	4	-	1	-
Algeria	4	4	-	-	-
Morocco	4	4	-	-	-
Nigeria	4	2	-	2	-
Poland	4	-	-	-	4
Syria	4	3	-	-	1
Uzbekistan	4	4	-	-	-
China	3	2	-	1	-
Austria	3	-	-	1	2
Sri Lanka	3	3	-	-	-
Afghanistan	2	2	-	-	-
Albania	2	-	-	2	-
Eritrea	2	2	-	-	-
France	2	-	-	1	1
Myanmar	2	2	-	-	-
Pakistan	2	2	-	-	-
Azerbaijan	1	1	-	-	-
Belgium	1	-	-	1	-
Belarus	1	1	-	-	-
Bosnia and Herzegovina	1	-	-	1	-
Bulgaria	1	-	-	-	1
Montenegro	1	1	-	-	-
Egypt	1	1	-	-	-
Ethiopia	1	1	-	-	-
The Netherlands	1	-	-	-	1
Iraq	1	1	-	-	-
Iran	1	1	-	-	-
Yemen	1	1	-	-	-
Cameroon	1	1	-	-	-
Kazakhstan	1	1	-	-	-
Hungary	1	-	-	1	-
Mexico	1	1	-	-	-
TOTAL	515	366	2	92	55

Overview of effective returns from the SR in 2019

Nationality	Total	AR		JR	
		Illegal migr.	other	illegal migr.	other
Ukraine	1 350	1 220	21	72	37
Serbia	52	44	-	6	2
Vietnam	33	31	-	2	-
Turkey	26	23	-	1	2
Afghanistan	23	23	-	-	-
Moldova	22	19	-	2	1
Russian Federation	21	21	-	-	-
Sri Lanka	20	20	-	-	-
Iran	16	16	-	-	-
Bangladesh	15	15	-	-	-
Iraq	9	9	-	-	-
Georgia	8	4	-	4	-
Somalia	8	8	-	-	-
Albania	7	2	-	5	-
India	7	7	-	-	-
Poland	5	-	-	1	4
Belarus	4	2	-	2	-
Hungary	4	-	-	1	3
North Macedonia	4	3	-	1	-
Azerbaijan	3	3	-	-	-
The Netherlands	3	-	-	-	3
Pakistan	3	3	-	-	-
Uzbekistan	3	2	-	1	-
Bosnia and Herzegovina	2	1	-	1	-
Philippines	2	2	-	-	-
Croatia	2	-	-	-	2
Morocco	2	1	-	1	-
Palestine	2	2	-	-	-
Romania	2	-	-	1	1
Syria	2	2	-	-	-
Tunisia	2	2	-	-	-
Armenia	1	1	-	-	-
Benin	1	-	-	1	-
Stateless	1	1	-	-	-
Bulgaria	1	-	-	-	1
Czechia	1	-	-	-	1
China	1	1	-	-	-
Guatemala	1	-	-	-	1
Indonesia	1	1	-	-	-
Israel	1	-	-	1	-
Yemen	1	1	-	-	-
Jordan	1	1	-	-	-
Cameroon	1	-	-	1	-
Canada	1	1	-	-	-
Kazakhstan	1	1	-	-	-
Kenya	1	1	-	-	-
Areas not elsewhere specified (Kosovo)	1	-	-	1	-
Mongolia	1	1	-	-	-
Germany	1	-	-	1	-
Nepal	1	1	-	-	-
Nigeria	1	1	-	-	-
United States, USA	1	1	-	-	-
Sudan	1	1	-	-	-
Tajikistan	1	1	-	-	-
Thailand	1	1	-	-	-
TOTAL	1 686	1 501	21	106	58

Note:

The overview contains number of all executions of decisions of administrative or judiciary removal from the SR (return process of a foreigner – regardless whether voluntary or forced), that took place within the reference period, regardless when the person has been apprehended and regardless, when the decision was issued. The overview also contains executions of removal decisions issued by other Member States. The nationality listed is that one valid by the time of execution of the decision.

Effective returns of illegal migrants from the territory of the SR to a third country in 2020 by the type of return

Nationality	Total	FORCED RETURNS				VOLUNTARY RETURNS		
		Via external land border	Via internal land border	By air	Joint return operation	Voluntary departure		Assisted voluntary return (IOM)
						After fulfilling obligation to leave the SR	at BCPs - departing from the SR	
Ukraine	259	64	-	-	-	58	112	25
Serbia	47	-	1	7	-	1	-	38
Moldova	24	23	-	-	-	-	1	-
Bangladesh	22	22	-	-	-	-	-	-
India	18	18	-	-	-	-	-	-
Georgia	11	1	-	2	-	-	2	6
Russian Federation	7	2	-	3	-	-	2	-
Algeria	5	4	-	-	-	-	-	1
North Macedonia	5	-	-	1	-	1	-	3
Somalia	5	5	-	-	-	-	-	-
Turkey	5	4	-	1	-	-	-	-
Uzbekistan	4	4	-	-	-	-	-	-
China	3	-	1	-	-	-	-	2
Morocco	3	-	-	-	-	-	-	3
Nigeria	3	-	-	2	1	-	-	-
Sri Lanka	3	3	-	-	-	-	-	-
Syria	3	3	-	-	-	-	-	-
Afghanistan	2	2	-	-	-	-	-	-
Eritrea	2	2	-	-	-	-	-	-
Myanmar	2	2	-	-	-	-	-	-
Pakistan	2	2	-	-	-	-	-	-
Albania	1	-	-	1	-	-	-	-
Azerbaijan	1	1	-	-	-	-	-	-
Belarus	1	1	-	-	-	-	-	-
Bosnia and Herzegovina	1	-	-	1	-	-	-	-
Montenegro	1	-	-	1	-	-	-	-
Egypt	1	-	-	-	-	-	-	1
Ethiopia	1	1	-	-	-	-	-	-
France	1	1	-	-	-	-	-	-
Iraq	1	1	-	-	-	-	-	-
Iran	1	-	-	1	-	-	-	-
Yemen	1	1	-	-	-	-	-	-
Cameroon	1	1	-	-	-	-	-	-
Kazakhstan	1	-	-	-	-	-	1	-
Hungary	1	1	-	-	-	-	-	-
Mexico	1	-	-	-	-	-	-	1
TOTAL	450	169	2	20	1	60	118	80

**Effective returns of illegal migrants from the territory of the SR to a third country in 2019
by the type of return**

Nationality	Total	FORCED RETURNS			VOLUNTARY RETURNS		
		Via external land border	Via internal land border	By air	Voluntary departure		Assisted voluntary return (IOM)
					After fulfilling obligation to leave the SR	at BCPs - departing from the SR	
Ukraine	1 290	88	-	-	184	993	25
Serbia	48	1	2	14	1	-	30
Vietnam	33	30	-	1	-	-	2
Turkey	24	17	-	-	1	1	5
Moldova	21	4	-	3	-	12	2
Russian Federation	20	9	-	-	3	6	2
Sri Lanka	20	20	-	-	-	-	-
Afghanistan	18	15	-	1	-	-	2
Iran	16	-	-	-	1	-	15
Bangladesh	15	14	-	-	-	-	1
Iraq	9	-	-	-	-	-	9
Somalia	8	8	-	-	-	-	-
Georgia	7	1	-	3	2	-	1
India	7	7	-	-	-	-	-
Belarus	4	2	-	2	-	-	-
North Macedonia	4	-	-	2	-	-	2
Albania	3	-	-	2	1	-	-
Azerbaijan	3	3	-	-	-	-	-
Pakistan	3	2	-	-	-	-	1
Uzbekistan	3	3	-	-	-	-	-
Bosnia and Herzegovina	2	-	-	2	-	-	-
Philippines	2	-	-	-	-	1	1
Morocco	2	1	-	1	-	-	-
Palestine	2	2	-	-	-	-	-
Tunisia	2	1	-	-	-	-	1
Armenia	1	-	-	-	-	-	1
Stateless	1	-	-	-	-	1	-
China	1	-	-	-	-	-	1
Indonesia	1	-	-	-	-	-	1
Israel	1	1	-	-	-	-	-
Yemen	1	1	-	-	-	-	-
Cameroon	1	-	-	1	-	-	-
Canada	1	-	-	1	-	-	-
Kazakhstan	1	-	-	-	1	-	-
Kenya	1	-	-	-	-	-	1
Mongolia	1	-	-	-	-	-	1
Nepal	1	-	-	-	-	-	1
Nigeria	1	-	-	-	-	-	1
Areas not elsewhere specified (Kosovo)	1	-	-	1	-	-	-
Romania	1	1	-	-	-	-	-
United States, USA	1	-	-	-	-	-	1
Sudan	1	1	-	-	-	-	-
Syria	1	1	-	-	-	-	-
Tajikistan	1	1	-	-	-	-	-
Thailand	1	-	-	-	-	-	1
TOTAL	1 586	234	2	34	194	1 014	108

Notes:

Forced return to the third country is execution of decision on administrative or judiciary removal by the escort carried out by the unit of PF: a) via external land border, b) via internal land border or c) by air to the third country. This kind of execution of decision on AR/JR can also be a readmission, if the person is handed over according the readmission agreement.

Voluntary departure to the third country is: a) voluntary fulfilling the obligation to leave the territory of the SR within the period mentioned in the decision on AR due to IS detected inland (fulfilling of obligation is recorded at the BCP; or b) leave of the territory of the SR due to IS detected at the BCP at departure from SR, for which a decision on AR has been issued.

Effective returns of illegal migrants from the territory of the SR to other Member States in 2020 by the type of return

Nationality	Total	Readmission	Dublin regulation	Other way of effective return
Georgia	2	-	-	2
Romania	2	-	-	2
Albania	1	-	-	1
Belgium	1	-	-	1
Nigeria	1	1	-	-
Austria	1	-	-	1
TOTAL	8	1	0	7

Effective returns of illegal migrants from the territory of the SR to other Member State in 2019 by the type of return

Nationality	Total	Readmission	Dublin regulation	Other way of effective return
Afghanistan	5	4	1	-
Albania	4	-	-	4
Serbia	2	-	-	2
Ukraine	2	-	-	2
Benin	1	-	1	-
Georgia	1	-	-	1
Jordan	1	1	-	-
Hungary	1	-	-	1
Germany	1	-	-	1
Poland	1	-	-	1
Russian Federation	1	-	-	1
Syria	1	-	-	1
TOTAL	21	5	2	14

Note:

Types of return in accordance with readmission agreement and Dublin regulation are considered as forced returns.

Effective returns in accordance with Dublin Regulation regard only those Dublin transfers based on decisions on administrative or judiciary returns.

Other way of effective return – execution of decision on AR or JR might be carried out as: a) escort by Police unit to the territory of other member state, if the foreigner, to whom a decision on AR/JR was issued, has valid residence permit or is authorized to stay on the territory of respective member state (country of return) or based on European arrest warrant; b) as voluntarily fulfilling the obligation to leave within the period stated in the decision on AR to a member state out of Schengen area based on detection of unauthorized stay inland or at the BCP when departing from the territory of SR.

2.9 Unauthorized Transport of Cigarettes through External Border

Overview of number of detected smuggled cigarettes through the external border - § 279 CC by individual months of 2020

Month	Total number of cigarettes	Land border			Airports		
		Total	Thereof:		Total	Thereof:	
			from SR	to SR		from SR	to SR
January	2 780	2 780	-	2 780	-	-	-
February	140 360	140 360	-	140 360	-	-	-
March	102 200	102 200	-	102 200	-	-	-
April	13 400	13 400	-	13 400	-	-	-
May	0	-	-	-	-	-	-
June	0	-	-	-	-	-	-
July	0	-	-	-	-	-	-
August	0	-	-	-	-	-	-
September	0	-	-	-	-	-	-
October	264 000	264 000	-	264 000	-	-	-
November	0	-	-	-	-	-	-
December	0	-	-	-	-	-	-
TOTAL	522 740	522 740	0	522 740	0	0	0

Smuggled cigarettes detected by units of DBFP Sobrance in 2020 by place of detection

		Number of cases	Number of cigarettes	Value in €
Cigarettes detected at BCPs		4	241 960	59 447,29
Thereof:	in trains	4	241 960	59 447,29
Cigarettes detected Inland		4	280 780	29 284,75
Thereof:	Among personal belongings	2	2 780	336,7
	In forest	2	14 000	1 642,53
	In river	1	264 000	27 305,52
TOTAL		9	522 740	88 732,04

Smuggled cigarettes detected by individual units of DBFP Sobrance in 2020 by place of detection

		Number of cases	Number of cigarettes	Value in €
BCU PF Zboj		-	-	-
BCU PF Topoľa		-	-	-
BCU PF Ulič		-	-	-
BCU PF Vyšné Nemecké		-	-	-
BCU PF Ubl'a		1	780	116,5
Thereof:	inland among personal belongings	1	780	116,5
BCU PF Podhorod'		-	-	-
BCU PF Petrovce		-	-	-
BCU PF Maťovské Vojkovce		4	204 500	53 526,12
Thereof:	at BCP in train	2	190 500	51 883,59
	inland in forest	2	14 000	1 642,53
BCU PF Veľké Slemence		1	264 000	27 305,52
Thereof:	in river	1	264 000	27 305,52
BCU PF Čierna nad Tisou		3	53 460	7 783,9
Thereof:	at BCP in trains	2	51 460	7 563,7
	inland among personal belongings	1	2 000	220,2
MIU PF DBFP Sobrance		-	-	-
TOTAL		9	522 740	88 732,04

2.10 Positive Hits in Police Databases

Overview of number of apprehended persons, vehicles and items based on searching in police databases in 2020

			Total	Thereof:			
				DBFP Bratislava	DBFP B. Bystrica	DBFP Prešov	DBFP Sobrance
Persons	Total		798	153	2	75	568
	SIS	Third country nationals	530	36	1	19	474
		EU nationals	174	73	1	36	64
	PATROS and INTERPOL	Third country nationals	30	2	-	2	26
		EU nationals	64	42	-	18	4
Transport means	Total		35	1	0	0	34
	PATRMV and INTERPOL		6	1	-	-	5
	SIS		29	-	-	-	29
Items (incl. documents)	Total		640	58	1	29	552
	PATRDOC and INTERPOL		420	35	-	22	363
	SIS		220	23	1	7	189
Persons, transport means and items	Total		14	0	0	0	14
	IBO		14	-	-	-	14

Overview of number of apprehended persons, vehicles and items based on searching in police databases in 2019

			Total	Thereof:			
				DBFP Bratislava	DBFP B. Bystrica	DBFP Prešov	DBFP Sobrance
Persons	Total		2 624	557	5	152	1 910
	SIS	Third country nationals	1 739	155	-	21	1 563
		EU nationals	712	321	4	93	294
	PATROS and INTERPOL	Third country nationals	56	14	1	1	40
		EU nationals	117	67	-	37	13
Transport means	Total		114	0	0	0	114
	PATRMV and INTERPOL		4	-	-	-	4
	SIS		110	-	-	-	110
Items (incl. documents)	Total		1 007	204	1	27	775
	PATRDOC and INTERPOL		594	144	-	23	427
	SIS		413	60	1	4	348
Persons, transport means and items	Total		29	0	0	0	29
	IBO		29	-	-	-	29



Processed:

Risk Analysis and Coordination Department
Bureau of Border and Foreign Police
Presidium of the Police Force

Ružinovská 1/B, 812 72 Bratislava
Tel: +421961050770, Fax: +421961059170
Email: uhcp@minv.sk
oark.uhcp@minv.sk
Internet: <http://www.minv.sk/?rocenky>
Intranet: <http://info.minv.sk/pz/uhcp/>