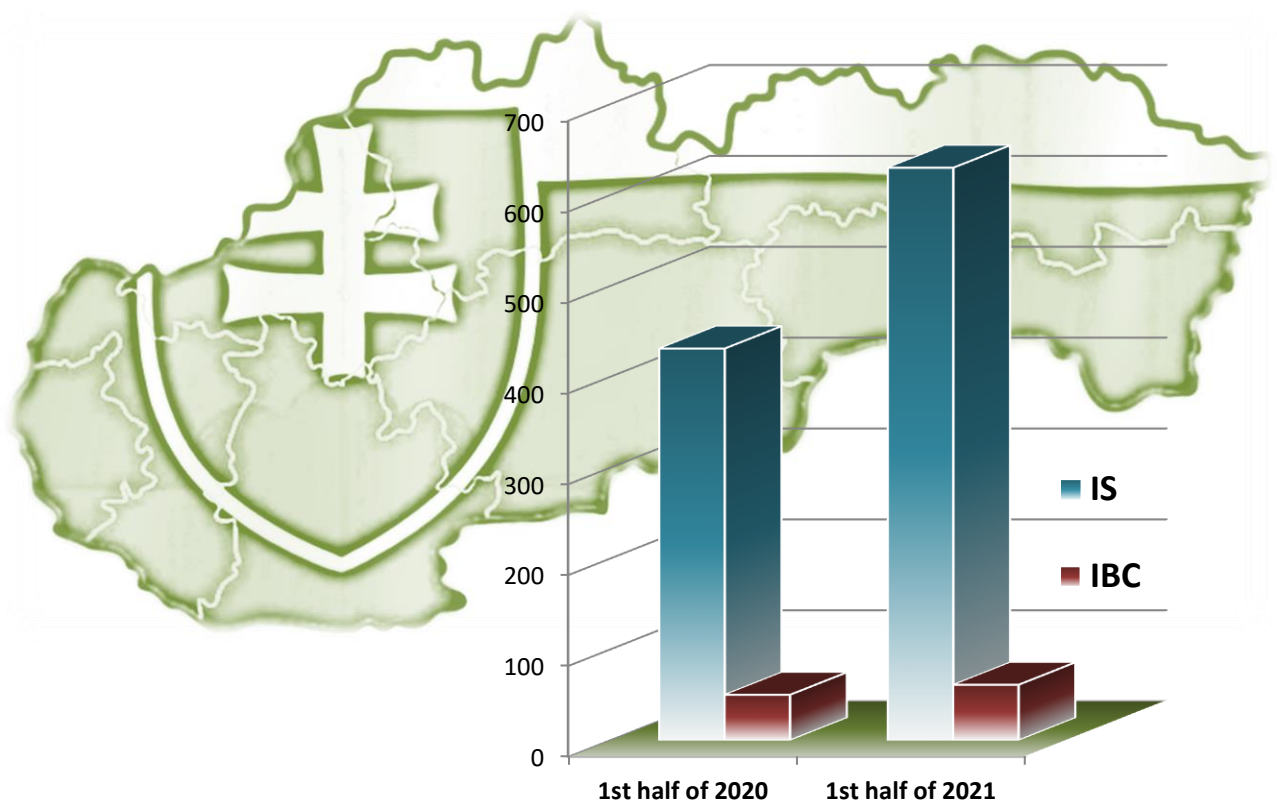


**Presidium of the Police Force  
Bureau of Border and Foreign Police**

# **Statistical Overview of Legal and Illegal Migration in the Slovak Republic**



# **1<sup>ST</sup> HALF OF 2021**



## CONTENT

<b>1</b>	<b>LEGAL MIGRATION.....</b>	<b>7</b>
1.1	Legal Migration by Border Type .....	7
1.2	Stay of Foreigners in the Slovak Republic.....	9
1.3	Visas.....	19
<b>2</b>	<b>ILLEGAL MIGRATION.....</b>	<b>23</b>
2.1	Illegal Crossings of State Border of the Slovak Republic.....	27
2.2	Illegal Stay in the Territory of the Slovak Republic .....	34
2.3	Unaccompanied Minors Apprehended for IBC and IS .....	50
2.4	Asylum Applications.....	51
2.5	False Travel, Residence and Other Documents.....	54
2.6	Refusal of Entry .....	58
2.7	Facilitation of Illegal Migration and Trafficking in Human Beings .....	62
2.8	Return Policy and Persons Taken over to the SR .....	66
2.8.1	Readmission .....	66
2.8.2	Voluntary returns.....	68
2.8.3	Dublin Transfers.....	69
2.8.4	Police Detention Centres for Foreigners.....	71
2.8.5	Return Decisions and Effective Returns .....	73
2.9	Unauthorized Transport of Cigarettes through External Border .....	80
2.10	Positive Hits in Police Databases .....	82

## LIST OF ABBREVIATIONS

AR – administrative removal  
AU PF – Asylum Unit of the Police Force  
AVR – assisted voluntary return  
BBFP – Bureau of Border and Foreign Police  
BCP – Border Crossing Point  
BCS – Border Crossing Stamp  
BCU PF – Border Control Unit of the Police Force  
CC – Criminal Code (Act No. 300/2005 Coll. the Penal Code as amended)  
CH – children's home  
CVAD – Central Visa Authority Department  
DAU – Document Analysis Unit  
DBFP – Directorate of Border and Foreign Police  
DD PF – District Directorate of the Police Force  
EC – European Community  
ETD – Emergency Travel Document  
EU – European Union  
FPD – Foreign Police Department of the Bureau of Border and Foreign Police  
FPU PF – Foreign Police Unit of the Police Force  
GC SR – General consulate of the SR  
IBC – Illegal Border Crossing  
IBO – Registry of blocked persons, vehicles and items at the Border Crossing Points  
IDC – Identity Card  
IOM – International Organization for Migration  
IS – Illegal Stay  
JR – Judicial Removal  
MFA – Ministry of Foreign and European Affairs of the SR  
MIU PF – Mobile Intervention Unit of the Police Force  
MO MOI – Migration Office of the Ministry of Interior of the SR  
MOI – Ministry of Interior of the SR  
MU PF – Mobile Unit of the Police Force  
NUCIM – National Unit for Combating Illegal Migration  
NVIS – National Visa Information System  
P PF – Presidium of the Police Force  
PATRDOC – Registry of Stolen and Lost Documents  
PATRMV – Registry of stolen vehicles  
PATROS – Registry of Wanted and Missing Persons  
PDCF – Police Detention Centre for Foreigners  
PF – Police Force  
RP – Residence Permit  
SIS – Schengen Information System  
SR – the Slovak Republic  
TD – travel document  
UM - unaccompanied minor  
VIS – Visa Information System

## DEFINITIONS OF TERMS USED

**a) Internal borders** - are sections of the state border of the SR, which represent the common land borders among the member states of Schengen area – what comprises sections of the state border of the SR with Austria, Hungary, Czechia, Poland and airports for intra-Schengen flights (flights to territory of member states or from their territory only, and without landing on a territory of third country).

**b) External borders** - are sections of the state border of the SR, which represent the common land border with non-member state, and airports, if they are not internal borders; what comprises **land border** – state border of the SR with Ukraine, and **airports**.

**c) Illegal border crossing – external border (land, air)** – this category includes all cases of foreigners, who attempted to cross or crossed the SR border illegally, regardless of direction, wherein the time period between crossing and apprehension is less than 48 hours and they were apprehended by the police patrol performing border control tasks. This category also includes cases of readmission with foreigners apprehended out of the SR territory by a foreign authority, and they were returned to the SR according to readmission agreements after IBC from the SR.

During temporary reintroduction of border controls at internal border, the IBC category also includes the cases at the internal border, when third country nationals are apprehended by the Slovak police patrol during random controls of intra-Community flights or during controls of internal land border.

**d) Illegal stay on territory of the SR** – this category includes foreigners who were found illegally on the territory of the SR, their stay is not in compliance with the national legislation and/or international agreements; regardless the fact of entering SR legally or illegally, or this was detected during border checks at the point of departure from SR, except of IBC attempt.

### Disaggregation of illegal stay:

#### - Inland:

- **After legal entry to the SR** – this category includes foreigners who were apprehended inland for their illegal stay and who had entered (could enter) the territory of the SR legally, but at the time of detection it came out that they were staying illegally within the territory of the SR (overstayers with expired visa or residence permit, illegal work),
- **After illegal entry to the SR** – this category includes foreigners who were apprehended inland for illegal stay and who had entered the territory of the SR illegally across the external or internal border; cases of **secondary transit migration** (secondary migration of foreigners within the Schengen territory, always after illegal entry into the territory of the Slovak Republic and almost exclusively after previous illegal entry into Schengen with the intention to transit through our territory in the direction to the destination country) are also included,
- **After unknown entry to the SR** – this category includes foreigners who were apprehended inland for illegal stay, but there is no evidence whether their entry to the SR was legal or illegal,

**- At the BCP at exit from the SR** broken down to land border and airports (extra-Schengen flights) – this category includes foreigners whose illegal stay was detected during border check at BCP when exiting the territory of the SR to a third country,

**- After return from another Member State** – this category includes foreigners who were apprehended outside the territory of the SR by an authority of other country and who were

returned to the SR according to the Dublin Regulation and who have not previously been apprehended on the territory of the SR for illegal stay or according to readmission agreements, or other agreements<sup>1</sup>,

**e) Refusal of entry to a third country national** – this category includes third country nationals (except of family members of EU nationals) who were refused to enter the territory of the SR due to reasons listed in Article 14 of the Regulation (EU) 2016/399 of the European Parliament and of the Council of 9 March 2016 on a Union Code on the rules governing the movement of persons across borders (Schengen Borders Code),

**f) Foreigner** – A foreigner shall be understood as everyone who is not the state citizen of the Slovak Republic,

**g) EU national** - is everyone who is not a SR national and who is a Member State national (Member State is an EU Member State, other state that is the part of the Agreement on European Economic Area and Switzerland),

**h) Third country national** - is everyone who is not the SR national and not the EU national (this category also includes stateless persons),

**i) Illegal migrant** - is a person apprehended for illegal state border crossing or illegal stay,

**j) Readmission related to illegal migration** – is handing over and taking over of foreigners according to readmission agreements if this person previously crossed the state border of the SR illegally or stayed within the territory of the SR illegally after illegal entry,

**k) Visa** – means an authorization issued by a Member State of the Schengen area with a view to transit through or an intended stay in the territory of one Member State or several Member States. The type of the visa is defined as follows:

- **Schengen visa type C (uniform visa, visa with limited territorial validity)** – means an authorization issued by a Member State of the Schengen area to transit through or an intended stay in the territory of the Member States of a duration of no more than 90 days in any 180 days period and to transit through the international transit areas of airports of the Member States,

- **National visa type D (long-term visa)** – means an authorization issued by a Member State of the Schengen area which is required for entry with a view to intended stay in the territory of this Member State for a period of more than three months, but not more than one year.

---

<sup>1</sup> e. g. Convention on International Civil Aviation

# 1 LEGAL MIGRATION

## 1.1 Legal Migration by Border Type

Overview of persons and vehicles having crossed the external borders legally at border crossing points by the direction of crossing in the first half of 2020 and 2021

			1 <sup>st</sup> half of 2020		1 <sup>st</sup> half of 2021	
			to SR	from SR	to SR	from SR
LAND BORDER	Number of persons by direction of crossing in total		275 652	242 684	123 783	118 683
	Thereof:	EU nationals and Slovak nationals	50 633	46 048	18 653	18 294
		Third country nationals	225 019	196 636	105 130	100 389
	Total number of persons		518 336		242 466	
	Total number of vehicles by direction of crossing		74 190	73 208	59 475	59 465
	Thereof:	Passenger cars	46 912	48 002	36 838	34 003
		Buses	2 219	2 112	-	-
		Trucks	22 547	20 597	19 911	22 738
		Passenger trains	652	652	362	362
		Cargo trains	1 860	1 845	2 364	2 362
Total number of vehicles		147 398		118 940		
AIRPORTS	Total number of persons by direction of crossing		129 639	133 189	27 205	26 315
	Thereof:	EU nationals and Slovak nationals	94 642	96 630	23 116	22 443
		Third country nationals	34 997	36 559	4 089	3 872
	Total number of persons		262 828		53 520	
	Total number of aircrafts by direction of crossing		1 433	1 318	781	734
	Total number of aircrafts		2 751		1 515	
Total number of persons			781 164		295 986	
Total number of vehicles			150 149		120 455	

Note:

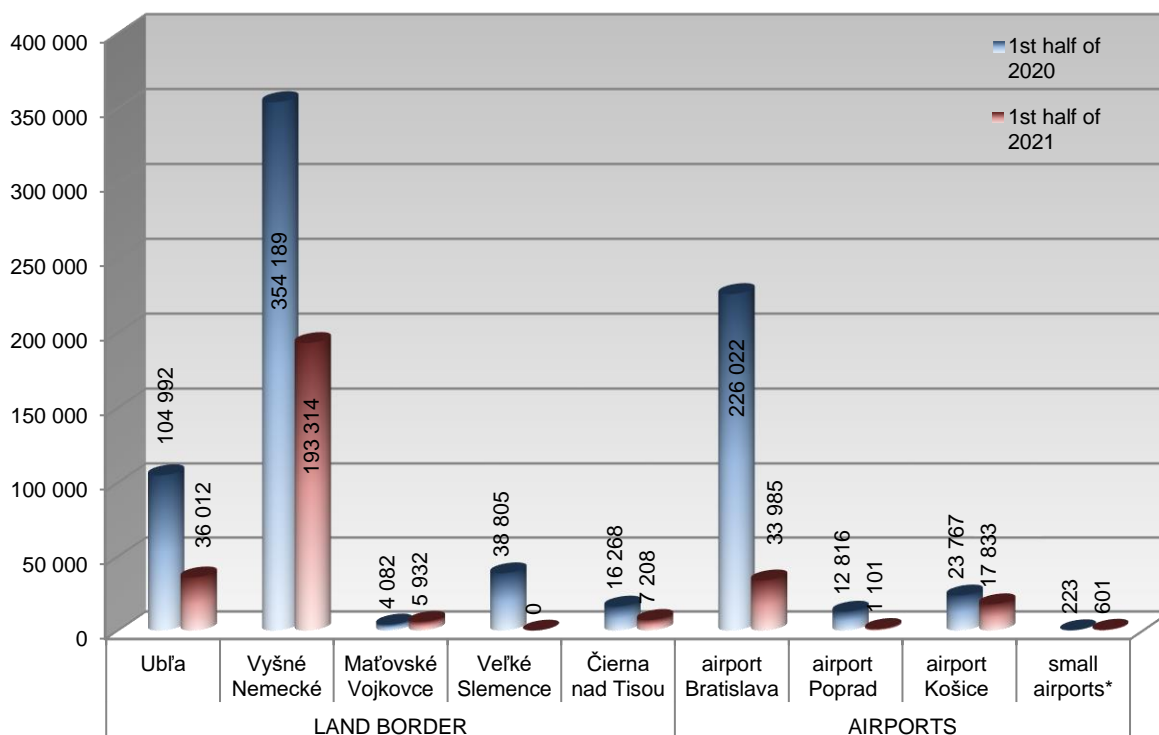
In case of airports, only passengers of non-Schengen flights are included.

## Overview of persons and vehicles having crossed the external border legally by individual BCPs during the first half of 2020 and 2021

		1 <sup>st</sup> half of 2020		1 <sup>st</sup> half of 2021	
		Persons	Vehicles	Persons	Vehicles
LAND BORDER	Ubl'a	104 992	26 383	36 012	9 148
	Vyšné Nemecké	354 189	116 006	193 314	104 342
	Maťovské Vojkovce	4 082	2 049	5 932	2 758
	Veľké Slemence	38 805	-	-	-
	Čierna nad Tisou	16 268	2 960	7 208	2 692
AIRPORTS	airport Bratislava	226 022	2 444	33 985	1 086
	airport Poprad	12 816	108	1 101	104
	airport Košice	23 767	143	17 833	210
	small airports*	223	56	601	115
TOTAL		781 164	150 149	295 986	120 455

\* small airports (airports Piešťany, Sliach, Nitra, Žilina, Prievidza and Jasná are small airports BCPs in line with the Annex 4 of the Practical Handbook for Border Guards (Schengen Handbook))

## Overview of persons having crossed the external border legally by individual BCPs during 1<sup>st</sup> half of 2020 and 2021





## 1.2 Stay of Foreigners in the Slovak Republic

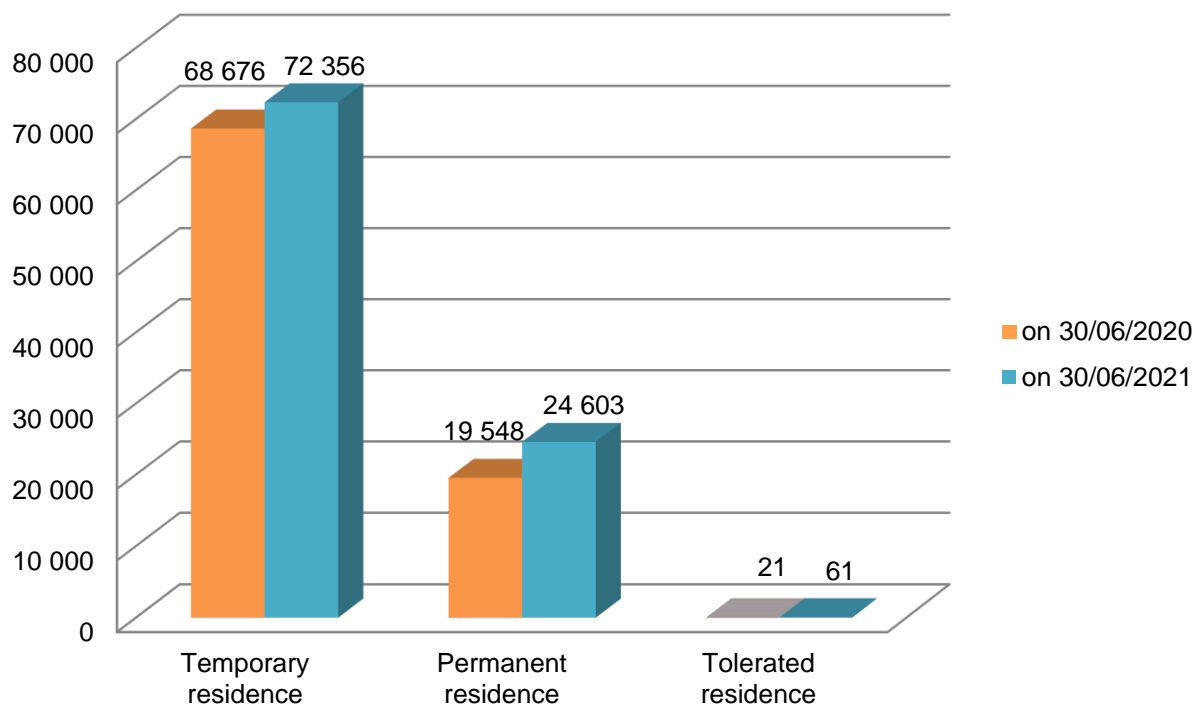
### Number of residence permits of foreigners valid at the end of June 2020 and June 2021

Nationality Type	on 30/06/2020	on 30/06/2021
Third country nationals	88 245	97 020
EU nationals	57 695	55 882
<b>TOTAL</b>	<b>145 940</b>	<b>152 902</b>

### Number of residence permits of third country nationals valid at the end of June 2020 and June 2021 by the type of residence

Type of residence	on 30/06/2020	on 30/06/2021
Temporary residence	68 676	72 356
Permanent residence	19 548	24 603
Tolerated residence	21	61
<b>TOTAL</b>	<b>88 245</b>	<b>97 020</b>

#### Number of residence permits of third country nationals valid at the end of June 2020 and June 2021 by the type of residence



**Number of residence permits of third country nationals valid at the end of June 2021– TOP 20**

Nationality	on 30/06/2021			
	Total number of permits	Thereof:		
		Temporary	Permanent	Tolerated
Ukraine	45 374	38 687	6 685	2
Serbia	15 645	14 666	979	-
Viet Nam	7 069	5 103	1 966	-
Russian Federation	5 756	2 923	2 831	2
United Kingdom of GB	2 802	-	2 802	-
China	2 678	810	1 868	-
North Macedonia	1 687	1 016	671	-
Korea	1 445	789	656	-
Iran	1 163	908	255	-
United States, USA	1 020	339	681	-
India	1 006	797	209	-
Bosnia and Herzegovina	906	755	151	-
Georgia	811	754	57	-
Turkey	796	453	343	-
Belarus	653	419	234	-
Kazakhstan	626	462	164	-
Thailand	494	258	236	-
Israel	383	290	93	-
Syria	381	204	174	3
Egypt	367	114	253	-
Other nationalities	5 958	2 609	3 295	54
<b>TOTAL</b>	<b>97 020</b>	<b>72 356</b>	<b>24 603</b>	<b>61</b>

**Number of residence permits of third country nationals valid at the end of June 2020 – TOP 20**

Nationality	on 30/06/2020			
	Total number of permits	Thereof:		
		Temporary	Permanent	Tolerated
Ukraine	39 578	34 096	5 481	1
Serbia	16 659	15 793	866	-
Viet Nam	6 413	4 545	1 867	1
Russian Federation	5 317	2 771	2 540	6
China	2 707	890	1 817	-
North Macedonia	1 683	1 063	620	-
Korea	1 515	888	627	-
Iran	1 288	1 088	200	-
United States, USA	1 049	389	660	-
India	1 042	847	195	-
Bosnia and Herzegovina	951	805	146	-
Turkey	802	484	318	-
Georgia	769	719	50	-
Kazakhstan	538	400	138	-
Belarus	519	299	220	-
Thailand	498	280	218	-
Israel	363	276	87	-
Egypt	355	116	239	-
Syria	346	185	161	-
Philippines	308	193	115	-
Other nationalities	5 545	2 549	2 983	13
<b>TOTAL</b>	<b>88 245</b>	<b>68 676</b>	<b>19 548</b>	<b>21</b>

**Number of residence permits of third country nationals valid at the end of June 2020 and June 2021 by region and type of residence**

		on 30/06/2020	on 30/06/2021
<b>Bratislava region</b>		<b>32 174</b>	<b>35 580</b>
Thereof:	Temporary residence	24 585	25 678
	Permanent residence	7 582	9 899
	Tolerated residence	7	3
<b>Trnava region</b>		<b>12 114</b>	<b>12 120</b>
Thereof:	Temporary residence	10 285	9 823
	Permanent residence	1 827	2 295
	Tolerated residence	2	2
<b>Košice region</b>		<b>10 393</b>	<b>11 831</b>
Thereof:	Temporary residence	7 638	8 446
	Permanent residence	2 755	3 384
	Tolerated residence	-	1
<b>Nitra region</b>		<b>8 899</b>	<b>9 814</b>
Thereof:	Temporary residence	7 133	7 585
	Permanent residence	1 765	2 214
	Tolerated residence	1	15
<b>Prešov region</b>		<b>7 002</b>	<b>8 521</b>
Thereof:	Temporary residence	5 178	6 382
	Permanent residence	1 814	2 100
	Tolerated residence	10	39
<b>Žilina region</b>		<b>6 530</b>	<b>7 306</b>
Thereof:	Temporary residence	5 120	5 573
	Permanent residence	1 410	1 733
	Tolerated residence	-	-
<b>Trenčín region</b>		<b>6 302</b>	<b>6 629</b>
Thereof:	Temporary residence	5 169	5 260
	Permanent residence	1 133	1 369
	Tolerated residence	-	-
<b>Banská Bystrica region</b>		<b>4 831</b>	<b>5 219</b>
Thereof:	Temporary residence	3 568	3 609
	Permanent residence	1 262	1 609
	Tolerated residence	1	1
<b>TOTAL</b>		<b>88 245</b>	<b>97 020</b>
Thereof:	Temporary residence	68 676	72 356
	Permanent residence	19 548	24 603
	Tolerated residence	21	61

**Number of registrations of EU nationals with right of residence valid at the end of June 2021**

Nationality	on 30/06/2021
	Number of registrations
Czechia	12 356
Hungary	9 472
Romania	7 189
Poland	6 077
Germany	4 525
Italy	3 031
Austria	2 559
Bulgaria	1 656
France	1 553
Spain	1 279
Croatia	1 198
Greece	755
Netherlands	605
Portugal	503
Norway	500
Belgium	397
Slovenia	382
Sweden	303
Switzerland	298
Ireland	296
Latvia	215
Denmark	204
Lithuania	204
Finland	121
Estonia	60
Cyprus	49
Iceland	44
Malta	34
Luxembourg	15
Liechtenstein	2
<b>TOTAL</b>	<b>55 882</b>

**Number of registrations of EU nationals and the nationals of the United Kingdom of Great Britain and Northern Ireland with right of residence valid at the end of June 2020**

Nationality	on 30/06/2020
	Number of registrations
Czechia	11 704
Hungary	9 077
Romania	7 361
Poland	6 018
Germany	4 526
Italy	2 999
United Kingdom	2 672
Austria	2 469
Bulgaria	1 834
France	1 513
Croatia	1 274
Spain	1 260
Greece	810
Netherlands	599
Norway	517
Portugal	475
Belgium	408
Slovenia	369
Switzerland	296
Sweden	292
Ireland	268
Latvia	206
Lithuania	201
Denmark	198
Finland	140
Estonia	64
Cyprus	47
Iceland	46
Malta	33
Luxembourg	16
Liechtenstein	3
<b>TOTAL</b>	<b>57 695</b>

**Number of residence permits of third country nationals valid at the end of June 2020 and June 2021 by purpose of residence**

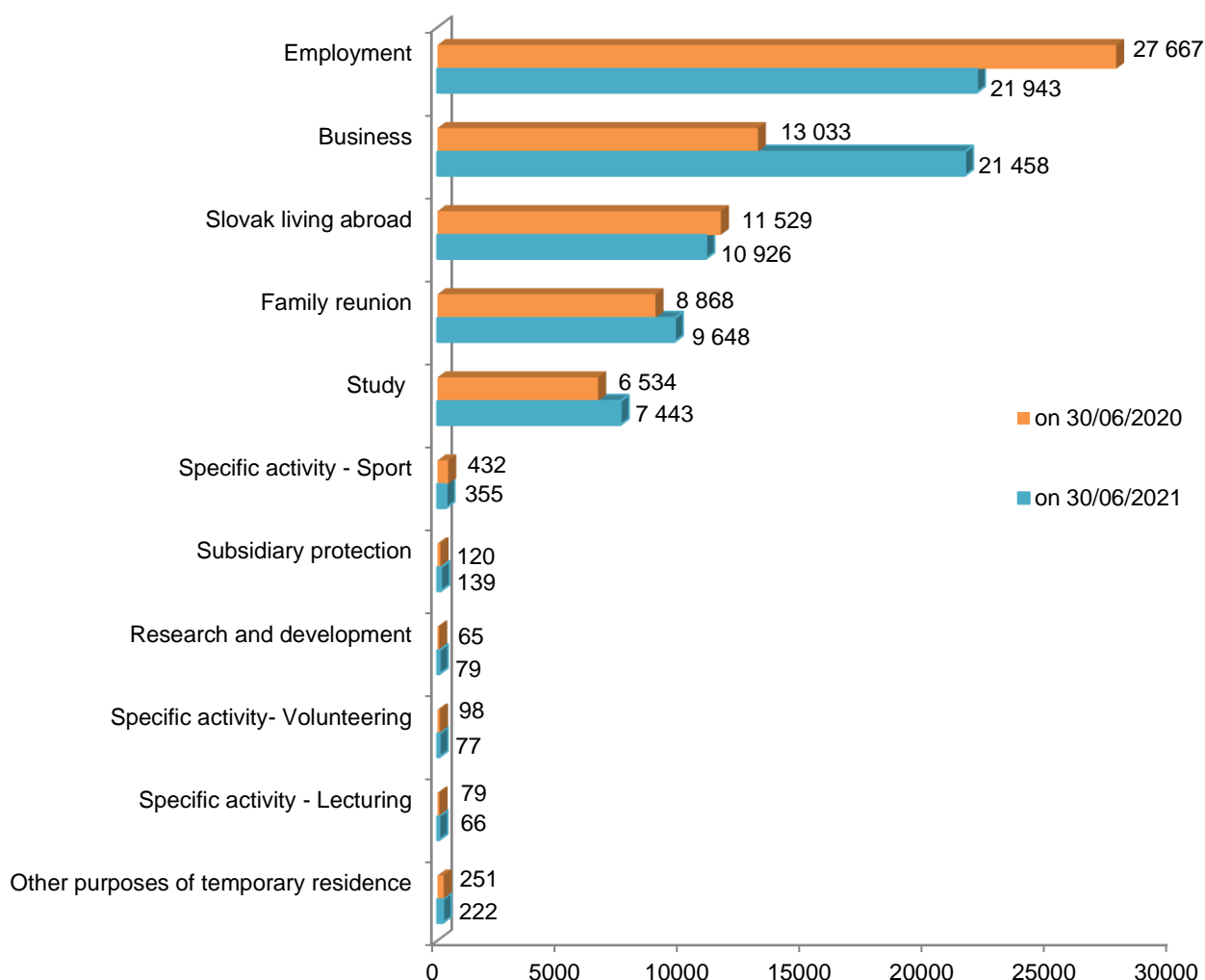
<b>Temporary residence</b>		
<b>Purpose of residence</b>	<b>on 30/06/2020</b>	<b>on 30/06/2021</b>
Employment	27 667	21 943
Business	13 033	21 458
Slovak living abroad	11 529	10 926
Family reunion	8 868	9 648
Study	6 534	7 443
Specific activity – Sport	432	355
Subsidiary protection	120	139
Research and development	65	79
Specific activity- Volunteering	98	77
Specific activity – Lecturing	79	66
Other purposes of temporary residence	251	222
<b>TOTAL</b>	<b>68 676</b>	<b>72 356</b>

<b>Permanent residence</b>		
<b>Purpose of residence</b>	<b>on 30/06/2020</b>	<b>on 30/06/2021</b>
Long term residence	8 881	10 629
Permanent residence (unlimited)	5 794	7 641
Permanent residence (for 5 years)	3 171	4 556
Family member of EU national	1 183	1 169
Family member of EU national – permanent	232	321
Refugee	287	287
<b>TOTAL</b>	<b>19 548</b>	<b>24 603</b>

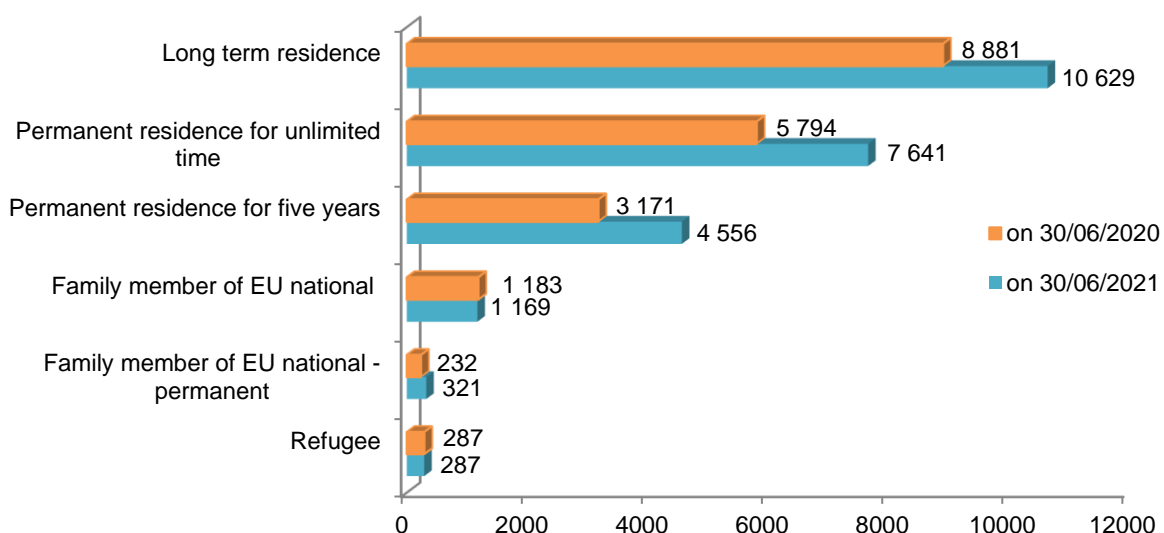
<b>Tolerated residence</b>		
<b>Purpose of residence</b>	<b>on 30/06/2020</b>	<b>on 30/06/2021</b>
Unaccompanied minor	9	53
Respecting foreigner's personal and family life	11	8
International commitments of the Slovak Republic	1	-
<b>TOTAL</b>	<b>21</b>	<b>61</b>

**Number of residence permits of third country nationals valid at the end of June 2020 and June 2021 by purpose of residence**

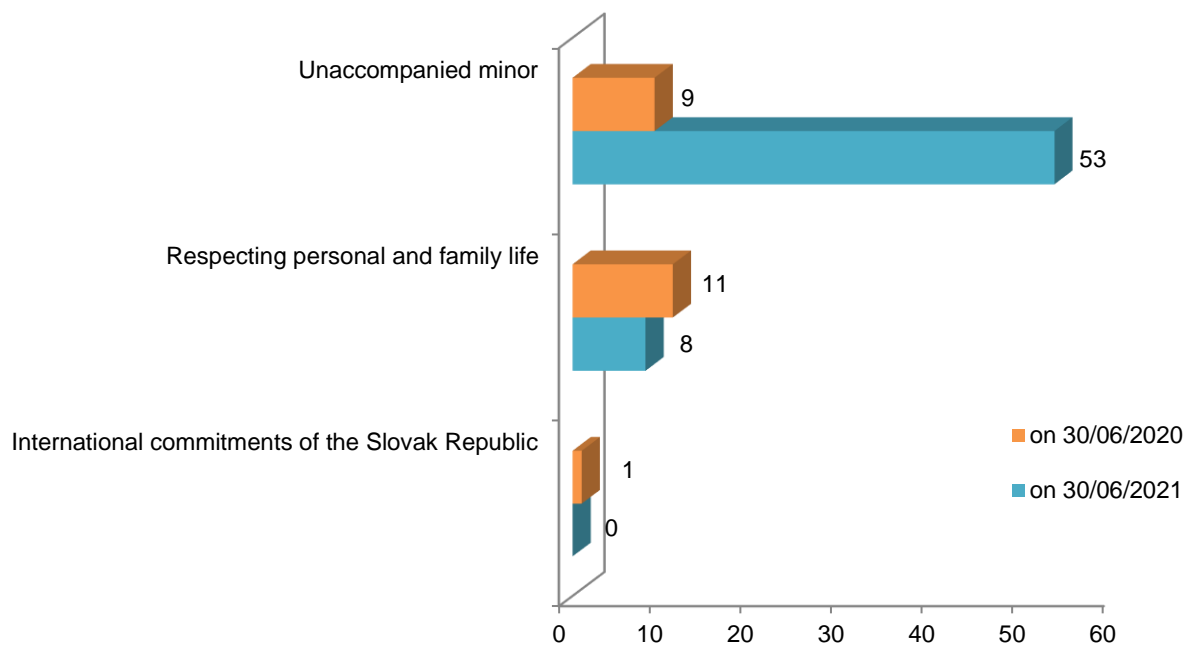
**Temporary residence - most frequent purposes of temporary residence of third country nationals on 30/06/2020 and on 30/06/2021**



**Permanent residence of third country nationals on 30/06/2020 and on 30/06/2021 by the type**



**Tolerated residence of third country nationals  
on 30/06/2020 and on 30/06/2021 by the type**





### Number of residence permits granted to foreigners in 1<sup>st</sup> half of 2020 and 2021

Nationality	1 <sup>st</sup> half of 2020	1 <sup>st</sup> half of 2021
Third country nationals	17 538	20 587
EU nationals (registrations)	2 877	2 121
<b>TOTAL</b>	<b>20 415</b>	<b>22 708</b>

Note:

**Granted residence permit** – includes granted, renewed residence permits and validity extensions of residence permits within the period from 1<sup>st</sup> January to 30<sup>th</sup> June of respective year.

### Number of residence permits granted to third country nationals in 1<sup>st</sup> half of 2020 and in 1<sup>st</sup> half of 2021 by type of residence

Type of residence	1 <sup>st</sup> half of 2020	1 <sup>st</sup> half of 2021
Temporary residence	16 119	18 616
Permanent residence	1 399	1 912
Tolerated residence	20	59
<b>TOTAL</b>	<b>17 538</b>	<b>20 587</b>

### Number of residence permits granted to third country nationals in 1<sup>st</sup> half of 2021 –TOP 20

Nationality	1 <sup>st</sup> half of 2021			
	Total number of permits	Thereof:		
		Temporary	Permanent	Tolerated
Ukraine	12 081	11 411	669	1
Serbia	2 402	2 324	78	-
Viet Nam	1 378	1 308	70	-
Russian Federation	994	801	193	-
North Macedonia	309	277	32	-
Georgia	305	300	5	-
United Kingdom	284	3	281	-
Korea	262	228	34	-
Bosnia and Herzegovina	247	239	8	-
Iran	193	150	43	-
Turkey	188	161	27	-
India	179	167	12	-
Belarus	153	139	14	-
Kyrgyzstan	142	140	2	-
Kazakhstan	138	122	16	-
China	138	100	38	-
United States, USA	109	80	29	-
Thailand	85	73	12	-
Philippines	76	57	19	-
Afghanistan	68	12	6	50
Other nationalities	856	524	324	8
<b>TOTAL</b>	<b>20 587</b>	<b>18 616</b>	<b>1 912</b>	<b>59</b>

**Number of residence permits granted to third country nationals in 1<sup>st</sup> half of 2020 –TOP 20**

Nationality	1 <sup>st</sup> half of 2020			
	Total number of permits	Thereof:		
		Temporary	Permanent	Tolerated
Ukraine	8 858	8 314	544	-
Serbia	2 815	2 743	72	-
Viet Nam	1 605	1 525	79	1
Russian Federation	898	745	149	4
North Macedonia	339	301	38	-
Georgia	303	300	3	-
Bosnia and Herzegovina	246	234	12	-
Korea	237	203	34	-
China	189	149	40	-
India	187	180	7	-
Turkey	169	154	15	-
Iran	144	123	21	-
Kazakhstan	127	113	14	-
Philippines	121	112	9	-
Thailand	103	88	15	-
United States, USA	102	73	29	-
Kyrgyzstan	99	97	2	-
Belarus	96	84	12	-
Moldova	68	62	6	-
Mongolia	44	44	-	-
Other nationalities	788	475	298	15
<b>TOTAL</b>	<b>17 538</b>	<b>16 119</b>	<b>1 399</b>	<b>20</b>

**Number of residence permits granted to third country nationals in 1<sup>st</sup> half of 2020 and 2021 by purpose of residence – TOP 10**

Purpose of residence	1 <sup>st</sup> half of 2020	1 <sup>st</sup> half of 2021
Business	3756	8527
Employment	8453	6274
Family reunion	2229	2648
Long term residence	721	858
Slovak living abroad	1079	601
Permanent residence (for 5 years)	270	547
Study	383	359
Permanent residence (unlimited)	151	190
Family member of EU national	84	91
Specific activity – Sport	87	87
Other purposes	325	405
<b>TOTAL</b>	<b>17 538</b>	<b>20 587</b>

### 1.3 Visas

**Visa applications and granted visas by Embassies of the SR by visa type and nationality of applicants in 1<sup>st</sup> half of 2021 – TOP 20**

1 <sup>st</sup> half of 2021						
Nationality	TOTAL	Visa applications		TOTAL	Granted visas	
		C type visa	D type visa		C type visa	D type visa
Russian Federation	724	173	551	580	161	419
Viet Nam	403	2	401	393	2	391
Kyrgyzstan	248	248	-	222	222	-
Turkey	239	170	69	221	167	54
Belarus	219	114	105	193	113	80
Kazakhstan	192	23	169	183	23	160
China	124	86	38	68	62	6
Afghanistan	88	1	87	89	-	89
Iran	69	12	57	45	8	37
Uzbekistan	61	5	56	18	3	15
Azerbaijan	46	41	5	34	29	5
Egypt	41	11	30	31	10	21
India	35	5	30	20	5	15
Indonesia	35	5	30	20	5	15
Nigeria	28	14	14	21	9	12
Thailand	27	-	27	23	-	23
Kuwait	26	26	-	25	-	25
Ukraine	26	1	25	25	1	24
Pakistan	21	12	9	15	7	8
Philippines	19	5	14	18	5	13
Other nationalities	187	83	104	165	75	90
<b>TOTAL</b>	<b>2 858</b>	<b>1 037</b>	<b>1821</b>	<b>2 409</b>	<b>907</b>	<b>1 502</b>

Data source: NVIS MFA SR

**Visa applications and granted visas by Embassies of the SR by visa type and nationality of applicants in 1<sup>st</sup> half of 2020 – TOP 20**

1st half of 2020						
Nationality	TOTAL	Visa applications		TOTAL	Granted visas	
		C type visa	D type visa		C type visa	D type visa
Russian Federation	1 895	1 738	157	1 880	1 725	155
Belarus	585	565	20	587	564	23
Viet Nam	372	26	346	278	27	251
Turkey	295	211	84	259	196	63
India	274	193	81	208	158	50
China	208	172	36	191	160	31
Kazakhstan	201	126	75	183	119	64
Egypt	129	117	12	109	103	6
Indonesia	102	83	19	96	78	18
Uzbekistan	96	56	40	48	43	5
Afghanistan	87	7	80	25	4	21
Kyrgyzstan	83	2	81	74	2	72
Iran	81	50	31	62	37	25
Kuwait	61	52	9	58	49	9
Thailand	55	18	37	52	18	34
Ukraine	46	15	31	44	14	30
Azerbaijan	36	27	9	27	23	4
South Africa	36	34	2	33	31	2
Palestine	28	28	-	29	29	-
Nepal	26	3	23	2	1	1
Other nationalities	284	189	95	219	145	74
<b>TOTAL</b>	<b>4 980</b>	<b>3 712</b>	<b>1 268</b>	<b>4 464</b>	<b>3 526</b>	<b>938</b>

Data source: NVIS MFA SR

**Number of national visas granted by Central Visa Authority Department of Bureau of Border and Foreign Police in 1<sup>st</sup> half of 2020 and 2021**

Nationality	National visas applications		Granted national visas	
	1 <sup>st</sup> half of 2020	1 <sup>st</sup> half of 2021	1 <sup>st</sup> half of 2020	1 <sup>st</sup> half of 2021
Afghanistan	15	31	15	31
Russian Federation	-	5	-	5
Ghana	-	2	-	2
Nigeria	-	2	-	2
United States, USA	1	-	1	-
Thailand	1	-	1	-
<b>TOTAL</b>	<b>17</b>	<b>40</b>	<b>17</b>	<b>40</b>

Note:

National visas are granted by Central Visa Authority Department of FPD from 01 May 2017 according to the Act on Stay of Foreigners: Art. 15/1/d).

### Security checks related to visa applications requested by MFA SR in 1<sup>st</sup> half of 2020 and 2021

Month	1 <sup>st</sup> half of 2020				1 <sup>st</sup> half of 2021			
	TOTAL	CVAD opinion			TOTAL	CVAD opinion		
		approving	disapproving	binding		approving	disapproving	binding
January	2 107	1 988	119	-	307	275	32	-
February	1 841	1 718	123	-	347	302	44	1
March	1 085	927	158	-	487	430	57	-
April	0	-	-	-	590	534	56	-
May	23	23	-	-	525	474	51	-
June	153	147	6	-	635	584	51	-
<b>TOTAL</b>	<b>5 209</b>	<b>4 803</b>	<b>406</b>	<b>0</b>	<b>2 891</b>	<b>2 599</b>	<b>291</b>	<b>1</b>

### Security checks related to visa applications requested by embassies of other EU Member States in 1<sup>st</sup> half of 2020 and 2021

Month	1 <sup>st</sup> half of 2020			1 <sup>st</sup> half of 2021		
	TOTAL	CVAD opinion		TOTAL	CVAD opinion	
		approving	disapproving		approving	disapproving
January	192 744	192 688	56	7 846	7 838	8
February	215 476	215 422	54	7 939	7 930	9
March	120 171	120 130	41	10 098	10 090	8
April	5 050	5 050	-	11 154	11 143	11
May	4 860	4 860	-	15 830	15 820	10
June	7 005	7 005	-	42 523	42 512	11
<b>TOTAL</b>	<b>545 306</b>	<b>544 855</b>	<b>151</b>	<b>95 390</b>	<b>95 333</b>	<b>57</b>

### Disapproving position of Central Visa Authority Department of Bureau of Border and Foreign Police to the visa application based on the hit in Schengen Information System due to entry refusal; breakdown by nationality of visa applicants in 1<sup>st</sup> half of 2021

Nationality	TOTAL	Thereof:	
		MFA	VIS
Morocco	12	-	12
Nigeria	8	-	8
Algeria	7	-	7
Egypt	7	-	7
Tunisia	7	-	7
Palestine	3	-	3
Pakistan	2	-	2
Syria	2	-	2
Uzbekistan	2	-	2
Other nationalities	4	-	4
<b>TOTAL</b>	<b>54</b>	<b>0</b>	<b>54</b>

Note:

MFA – requests sent by embassies and general consulates of the SR

VIS – requests sent by other EU Member States

**Number of security checks of invitations requested by Foreigners Police Units of the Police Force in 1<sup>st</sup> half of 2020 and 2021**

Invitations		1 <sup>st</sup> half of 2020	1 <sup>st</sup> half of 2021
Official		90	33
Private		146	27
<b>Total number of security checks</b>		<b>236</b>	<b>60</b>
Thereof:	Total number of approved invitations	202	45
	Total number of disapproved invitations	34	15

**Number of security checks of invitations requested by Foreigners Police Units of the Police Force in 1<sup>st</sup> half of 2021 - TOP 10**

Nationality	TOTAL	Invitations	
		Official	Private
Nigeria	17	14	3
China	8	8	-
Russian Federation	7	2	5
Iran	4	-	4
South Africa	4	1	3
Iraq	3	2	1
Algeria	2	-	2
Kazakhstan	2	-	2
Kenya	2	2	-
Tunisia	2	-	2
Other nationalities	9	4	5
<b>TOTAL</b>	<b>60</b>	<b>33</b>	<b>27</b>

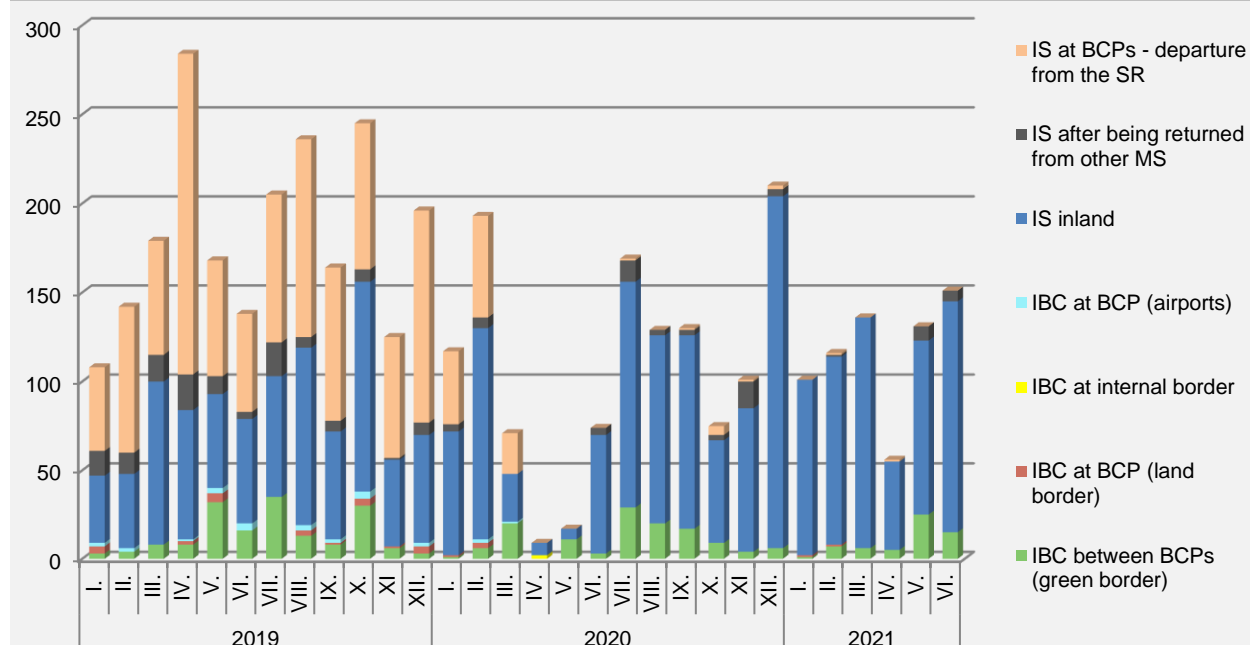
## 2 ILLEGAL MIGRATION

### Overview of illegal migration in the territory of the SR in 1<sup>st</sup> half of 2020 and 2021

		1 <sup>st</sup> half of 2020			1 <sup>st</sup> half of 2021		
		TOTAL	Thereof:		TOTAL	Thereof:	
			to SR	from SR		to SR	from SR
IBC	External land border between BCPs	41	39	2	59	54	5
	External land border at BCPs	4	4	-	2	2	-
	External air border (at airports)	3	-	3	0	-	-
	Internal land border*	2	2	-	0	-	-
	TOTAL	50	45	5	61	56	5
IS	Inland	296	---	---	613	---	---
	At BCPs – departure from the SR	121			2		
	Returned from other Member State	14			15		
	TOTAL	431			630		
TOTAL		481			691		

\*During temporary reintroduction of border control at internal borders that have been introduced by Government decree since 08/04/2020 to 26/06/2020

### Monthly evolution of individual indicators of illegal migration in the territory of the SR within the period since January 2019 to June 2021



**Overview of illegal migration on the territory of the SR disaggregated by detection and processing by individual DBFP and other authorities in 1<sup>st</sup> half of 2021**

	DETECTED			PROCESSED		
	TOTAL	IBC	IS	TOTAL	IBC	IS
DBFP Bratislava	136	-	136	359	-	359
DBFP B. Bystrica	12	-	12	121	-	121
DBFP Prešov	14	-	14	139	-	139
DBFP Sobrance	69	56	13	72	61	11
Other authorities*	460	5	455	0	-	-
<b>TOTAL</b>	<b>691</b>	<b>61</b>	<b>630</b>	<b>691</b>	<b>61</b>	<b>630</b>

**Overview of illegal migration on the territory of the SR disaggregated by detection and processing by individual DBFP and other authorities in 1<sup>st</sup> half of 2020**

	DETECTED			PROCESSED		
	TOTAL	IBC	IS	TOTAL	IBC	IS
DBFP Bratislava	168	4	164	225	5	220
DBFP B. Bystrica	32	-	32	45	-	45
DBFP Prešov	11	-	11	41	-	41
DBFP Sobrance	168	43	125	170	45	125
Other authorities*	102	3	99	0	-	-
<b>TOTAL</b>	<b>481</b>	<b>50</b>	<b>431</b>	<b>481</b>	<b>50</b>	<b>431</b>

\* e. g. Customs Criminal Office, Patrol Police, Railway Police, authority of another country

Note:

„Authority of detection“ means unit that performed primordial check of a foreigner in the territory of SR, detected violation of the law and handed the case over to the competent unit of BBFP for further processing, respectively, the violation of the law was detected by another foreign authority.



### Illegal migration on the territory of the SR in 1<sup>st</sup> half of 2021 by nationality

Nationality	Illegal migration in total	IBC			IS		
		Land border:		Airports	Inland	At BCPs departing from the SR	Returned from other MS
		Between BCPs	At BCPs				
Afghanistan	263	-	-	-	263	-	-
Morocco	94	1	-	-	93	-	-
Ukraine	92	6	1	-	83	2	-
Syria	29	6	-	-	23	-	-
Pakistan	28	-	-	-	25	-	3
Serbia	23	-	-	-	23	-	-
India	21	4	-	-	6	-	11
Algeria	20	1	-	-	19	-	-
Turkey	17	7	-	-	10	-	-
Bangladesh	12	7	-	-	5	-	-
Georgia	12	3	-	-	9	-	-
Libya	11	4	-	-	7	-	-
Sri Lanka	9	-	-	-	9	-	-
Bosnia and Herzegovina	8	-	-	-	8	-	-
Cameroon	7	-	-	-	7	-	-
Iraq	7	5	-	-	2	-	-
Dominican Republic	6	6	-	-	-	-	-
Czechia	4	2	-	-	2	-	-
Ghana	3	-	-	-	3	-	-
Tunisia	3	-	-	-	3	-	-
Comoros	2	-	-	-	2	-	-
Nepal	2	2	-	-	-	-	-
Albania	1	-	-	-	1	-	-
Azerbaijan	1	1	-	-	-	-	-
Belarus	1	1	-	-	-	-	-
Egypt	1	-	-	-	1	-	-
Eritrea	1	1	-	-	-	-	-
Germany	1	1	-	-	-	-	-
Chile	1	-	-	-	1	-	-
China	1	-	-	-	1	-	-
Iran	1	-	-	-	1	-	-
Montenegro	1	-	-	-	1	-	-
North Macedonia	1	-	-	-	1	-	-
Palestine	1	-	-	-	-	-	1
Poland	1	1	-	-	-	-	-
Romania	1	-	-	-	1	-	-
Russian Federation	1	-	1	-	-	-	-
Togo	1	-	-	-	1	-	-
Viet Nam	1	-	-	-	1	-	-
Western Sahara	1	-	-	-	1	-	-
<b>TOTAL</b>	<b>691</b>	<b>59</b>	<b>2</b>	<b>0</b>	<b>613</b>	<b>2</b>	<b>15</b>

### Illegal migration on the territory of the SR in 1<sup>st</sup> half of 2020 by nationality

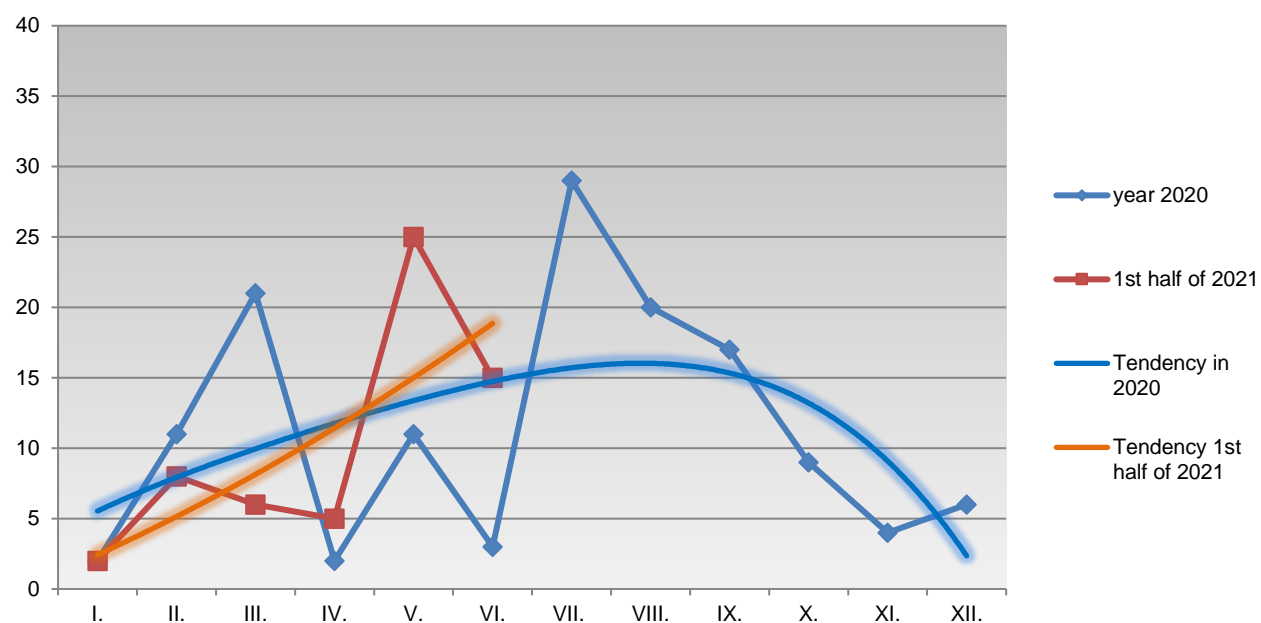
Nationality	Illegal migration in total	IBC				IS		
		Land border:			Airports	Inland	At BCPs departing from the SR	Returned from other MS
		Between BCPs	At BCPs	Internal*				
Ukraine	214	3	3	-	-	94	114	-
Serbia	33	-	-	1	-	31	-	1
Syria	32	2	-	-	-	30	-	-
Afghanistan	27	-	-	-	-	27	-	-
Moldova	27	1	-	-	-	24	2	-
Georgia	22	-	-	1	2	17	2	-
Bangladesh	19	19	-	-	-	-	-	-
Algeria	12	1	-	-	-	9	-	2
Morocco	11	-	-	-	-	11	-	-
India	8	5	-	-	-	2	-	1
Iran	8	3	-	-	-	-	-	5
North Macedonia	6	-	-	-	-	6	-	-
Viet Nam	6	-	-	-	-	3	-	3
Bosnia and Herzegovina	5	-	-	-	-	5	-	-
Egypt	5	-	-	-	-	5	-	-
Russian Federation	4	-	-	-	-	2	2	-
China	3	-	-	-	-	1	-	2
Romania	3	-	-	-	-	3	-	-
Turkey	3	2	-	-	-	1	-	-
United States, USA	3	-	-	-	-	3	-	-
Albania	2	-	-	-	1	1	-	-
Bulgaria	2	-	-	-	-	2	-	-
Iraq	2	-	-	-	-	2	-	-
Israel	2	-	-	-	-	2	-	-
Montenegro	2	-	-	-	-	2	-	-
Palestine	2	-	-	-	-	2	-	-
Somalia	2	-	-	-	-	2	-	-
Tajikistan	2	2	-	-	-	-	-	-
Uzbekistan	2	2	-	-	-	-	-	-
Belgium	1	1	-	-	-	-	-	-
Hungary	1	-	-	-	-	1	-	-
Chile	1	-	-	-	-	1	-	-
Jordan	1	-	-	-	-	1	-	-
Kazakhstan	1	-	-	-	-	-	1	-
Libya	1	-	-	-	-	1	-	-
Mexico	1	-	-	-	-	1	-	-
Mongolia	1	-	-	-	-	1	-	-
Nigeria	1	-	-	-	-	1	-	-
Pakistan	1	-	-	-	-	1	-	-
Stateless	1	-	-	-	-	1	-	-
Tunisia	1	-	1	-	-	-	-	-
<b>TOTAL</b>	<b>481</b>	<b>41</b>	<b>4</b>	<b>2</b>	<b>3</b>	<b>296</b>	<b>121</b>	<b>14</b>

\*During temporary reintroduction of border control at internal borders that have been introduced by Government decree from 08/04/2020 to 26/06/2020

## 2.1 Illegal Crossings of State Border of the Slovak Republic

### Overview of IBC by individual months in: 2020 and 2021

	TOTAL	I.	II.	III.	IV.	V.	VI.	VII.	VIII.	IX.	X.	XI.	XII.
<b>2020</b>	<b>135</b>	2	11	21	2	11	3	29	20	17	9	4	6
<b>1<sup>st</sup> half of 2021</b>	<b>61</b>	2	8	6	5	25	15	-	-	-	-	-	-



### IBC in 1<sup>st</sup> half of 2021 disaggregated by place and direction of crossing

Nationality	IBC			Thereof:					
				Land border Between BCPs		Land border At BCPs		Airports (non-Schengen flights)	
	TOTAL	Thereof:		to SR	from SR	to SR	from SR	to SR	from SR
Bangladesh	7	7	-	7	-	-	-	-	-
Turkey	7	7	-	7	-	-	-	-	-
Ukraine	7	7	-	6	-	1	-	-	-
Dominican Republic	6	6	-	6	-	-	-	-	-
Syria	6	6	-	6	-	-	-	-	-
Iraq	5	5	-	5	-	-	-	-	-
India	4	4	-	4	-	-	-	-	-
Libya	4	4	-	4	-	-	-	-	-
Georgia	3	3	-	3	-	-	-	-	-
Czechia	2	-	2	-	2	-	-	-	-
Nepal	2	2	-	2	-	-	-	-	-
Algeria	1	1	-	1	-	-	-	-	-
Azerbaijan	1	-	1	-	1	-	-	-	-
Belarus	1	1	-	1	-	-	-	-	-
Eritrea	1	1	-	1	-	-	-	-	-
Germany	1	-	1	-	1	-	-	-	-
Morocco	1	1	-	1	-	-	-	-	-
Poland	1	-	1	-	1	-	-	-	-
Russian Federation	1	1	-	-	-	1	-	-	-
<b>TOTAL</b>	<b>61</b>	<b>56</b>	<b>5</b>	<b>54</b>	<b>5</b>	<b>2</b>	<b>0</b>	<b>0</b>	<b>0</b>

### IBC in 1<sup>st</sup> half of 2020 disaggregated by place and direction of crossing

Nationality	IBC			External border						Internal border*
				Land border Between BCPs		Land border At BCPs		Airports		Land
	TOTAL	Thereof:		to SR	from SR	to SR	from SR	to SR	from SR	to SR
Bangladesh	19	19	-	19	-	-	-	-	-	-
Ukraine	6	6	-	3	-	3	-	-	-	-
India	5	5	-	5	-	-	-	-	-	-
Georgia	3	1	2	-	-	-	-	-	2	1
Iran	3	3	-	3	-	-	-	-	-	-
Syria	2	2	-	2	-	-	-	-	-	-
Tajikistan	2	-	2	-	2	-	-	-	-	-
Turkey	2	2	-	2	-	-	-	-	-	-
Uzbekistan	2	2	-	2	-	-	-	-	-	-
Albania	1	-	1	-	-	-	-	-	1	-
Algeria	1	1	-	1	-	-	-	-	-	-
Belgium	1	1	-	1	-	-	-	-	-	-
Moldova	1	1	-	1	-	-	-	-	-	-
Serbia	1	1	-	-	-	-	-	-	-	1
Tunisia	1	1	-	-	-	1	-	-	-	-
<b>TOTAL</b>	<b>50</b>	<b>45</b>	<b>5</b>	<b>39</b>	<b>2</b>	<b>4</b>	<b>0</b>	<b>0</b>	<b>3</b>	<b>2</b>

\* During temporary reintroduction of border control at internal borders that have been introduced by Government decree from 08/04/2020 to 26/06/2020

**IBC in 1<sup>st</sup> half of 2020 and 2021 disaggregated by place and modus operandi of crossing**

Number of migrants			1 <sup>st</sup> half of 2020	1 <sup>st</sup> half of 2021
LAND BORDER	Between BCPs	on foot without own travel document	34	40
		on foot with own travel document	7	19
		TOTAL	41	59
	At BCPs	counterfeit/forged travel document	1	-
		counterfeit/forged visa, residence permit	1	1
		person on whom an alert has been issued in national registry for purposes of entry refusal	2	1
		TOTAL	4	2
	Internal Land border*	on foot without own travel document	1	-
on foot with own travel document		1	-	
TOTAL		2	0	
AIRPORTS	Travel document of other person or fraudulently obtained travel document		-	-
	counterfeit/forged travel document		3	-
	counterfeit/forged visa, residence permit		-	-
	asylum applicant at the BCP entering the territory of the SR with own genuine travel document		-	-
	avoiding border control		-	-
	TOTAL		3	0
TOTAL			50	61

\* During temporary reintroduction of border control at internal borders that have been introduced by Government decree from 08/04/2020 to 26/06/2020

**IBC at land border between BCPs in 1<sup>st</sup> half of 2021 disaggregated by processing authority**

Nationality	TOTAL	BCU PF									
		Zboj	Topoľa	Ulič	Ubl'a	Podhorod'	Petrovce	Vyšné Nemecké	Maťovské Vojkovce	Veľké Slemence	Čierna nad Tisou
Bangladesh	7	-	-	-	7	-	-	-	-	-	-
Turkey	7	-	-	2	-	3	-	2	-	-	-
Dominican Republic	6	-	-	-	-	-	-	2	4	-	-
Syria	6	3	-	2	-	-	-	1	-	-	-
Ukraine	6	-	-	-	2	-	-	2	1	1	-
Iraq	5	5	-	-	-	-	-	-	-	-	-
India	4	-	-	-	4	-	-	-	-	-	-
Libya	4	-	-	-	-	-	4	-	-	-	-
Georgia	3	-	-	-	3	-	-	-	-	-	-
Czechia	2	-	-	-	-	-	2	-	-	-	-
Nepal	2	-	-	-	-	-	-	2	-	-	-
Algeria	1	-	-	-	-	-	-	1	-	-	-
Azerbaijan	1	-	-	-	-	-	-	1	-	-	-
Belarus	1	-	-	-	1	-	-	-	-	-	-
Eritrea	1	-	-	-	1	-	-	-	-	-	-
Germany	1	-	-	-	1	-	-	-	-	-	-
Morocco	1	-	-	-	-	-	-	1	-	-	-
Poland	1	-	-	-	-	-	-	-	-	-	1
<b>TOTAL</b>	<b>59</b>	<b>8</b>	<b>0</b>	<b>4</b>	<b>19</b>	<b>3</b>	<b>6</b>	<b>12</b>	<b>5</b>	<b>1</b>	<b>1</b>

**IBC at land border between BCPs in 1<sup>st</sup> half of 2020 disaggregated by processing authority**

Nationality	TOTAL	BCU PF									
		Zboj	Topoľa	Ulič	Ubl'a	Podhorod'	Petrovce	Vyšné Nemecké	Maťovské Vojkovce	Veľké Slemence	Čierna nad Tisou
Bangladesh	19	19	-	-	-	-	-	-	-	-	-
India	5	2	-	-	-	-	3	-	-	-	-
Iran	3	-	-	3	-	-	-	-	-	-	-
Ukraine	3	-	-	1	-	-	1	1	-	-	-
Syria	2	-	-	-	-	-	-	2	-	-	-
Tajikistan	2	2	-	-	-	-	-	-	-	-	-
Turkey	2	-	-	2	-	-	-	-	-	-	-
Uzbekistan	2	-	-	2	-	-	-	-	-	-	-
Algeria	1	-	-	-	-	-	-	-	1	-	-
Belgium	1	-	-	-	-	-	-	1	-	-	-
Moldova	1	-	-	-	-	-	1	-	-	-	-
<b>TOTAL</b>	<b>41</b>	<b>23</b>	<b>0</b>	<b>8</b>	<b>0</b>	<b>0</b>	<b>5</b>	<b>4</b>	<b>1</b>	<b>0</b>	<b>0</b>

**IBC at BCPs in 1<sup>st</sup> half of 2021 disaggregated by individual BCU PF**

Nationality	TOTAL	NUCIM	BCU PF								
			Ubl'a	Vyšné Nemecké	Maťovské Vojkovce	Veľké Slemence	Čierna nad Tisou	airport Bratislava	airport Poprad	airport Košice	small Airports
Russian Federation	1	-	-	1	-	-	-	-	-	-	-
Ukraine	1	-	1	-	-	-	-	-	-	-	-
<b>TOTAL</b>	<b>2</b>	<b>0</b>	<b>1</b>	<b>1</b>	<b>0</b>	<b>0</b>	<b>0</b>	<b>0</b>	<b>0</b>	<b>0</b>	<b>0</b>

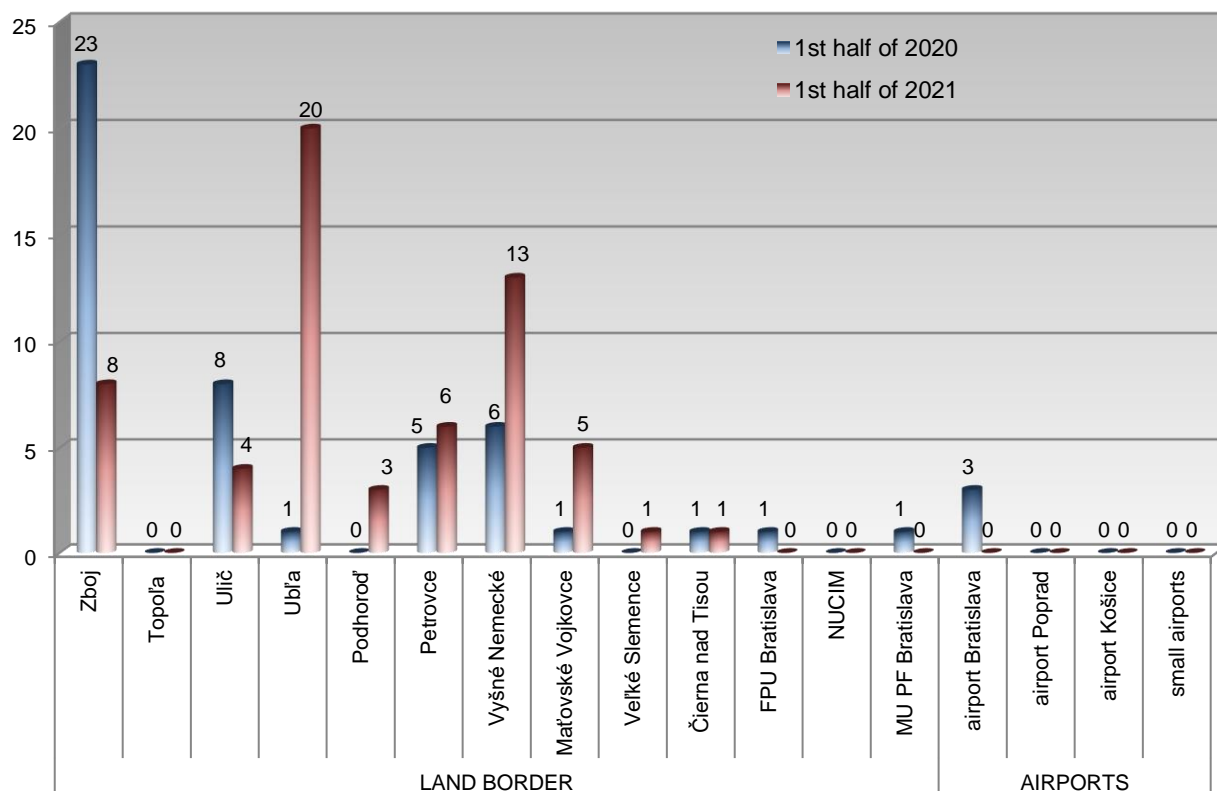
**IBC at BCPs in 1<sup>st</sup> half of 2020 disaggregated by individual BCU PF**

Nationality	TOTAL	BCU PF									
		NUCIM	Ubl'a	Vyšné Nemecké	Maťovské Vojkovce	Veľké Slemence	Čierna nad Tisou	airport Bratislava	airport Poprad	airport Košice	small Airports
Ukraine	3	-	1	2	-	-	-	-	-	-	-
Georgia	2	-	-	-	-	-	-	2	-	-	-
Albania	1	-	-	-	-	-	-	1	-	-	-
Tunisia	1	-	-	-	-	-	1	-	-	-	-
<b>TOTAL</b>	<b>7</b>	<b>0</b>	<b>1</b>	<b>2</b>	<b>0</b>	<b>0</b>	<b>1</b>	<b>3</b>	<b>0</b>	<b>0</b>	<b>0</b>

## Overview of IBC by processing of cases by individual units in 1<sup>st</sup> half of 2020 and 2021

Units	1 <sup>st</sup> half of 2020	1 <sup>st</sup> half of 2021
BCU PF Zboj	23	8
BCU PF Topoľa	-	-
BCU PF Ulič	8	4
BCU PF Ubl'a	1	20
BCU PF Podhorod'	-	3
BCU PF Petrovce	5	6
BCU PF Vyšné Nemecké	6	13
BCU PF Maťovské Vojkovce	1	5
BCU PF Veľké Slemence	-	1
BCU PF Čierna nad Tisou	1	1
FPU Bratislava	1	-
NUCIM	-	-
MU PF Bratislava	1	-
BCU PF Bratislava Ružinov – airport	3	-
BCU PF Poprad – airport	-	-
BCU PF Košice – airport	-	-
small airports	-	-
<b>TOTAL</b>	<b>50</b>	<b>61</b>

## Overview of IBC by processing of cases by individual units in 1<sup>st</sup> half of 2020 and 2021





### IBC in 1<sup>st</sup> half of 2021 disaggregated by nationality, sex and age

Nationality	IBC TOTAL	TOTAL	MALE				TOTAL	FEMALE			
			0-13	14-17	18-34	35+		0-13	14-17	18-34	35+
Bangladesh	7	7	-	-	7	-	-	-	-	-	-
Turkey	7	7	-	-	6	1	-	-	-	-	-
Ukraine	7	7	-	-	3	4	-	-	-	-	-
Dominican Republic	6	4	-	-	1	3	2	-	-	1	1
Syria	6	6	-	-	4	2	-	-	-	-	-
Iraq	5	5	-	-	5	-	-	-	-	-	-
India	4	4	-	-	4	-	-	-	-	-	-
Libya	4	4	-	-	4	-	-	-	-	-	-
Georgia	3	3	-	-	2	1	-	-	-	-	-
Czechia	2	2	-	-	1	1	-	-	-	-	-
Nepal	2	2	-	-	2	-	-	-	-	-	-
Algeria	1	1	-	1	-	-	-	-	-	-	-
Azerbaijan	1	1	-	-	1	-	-	-	-	-	-
Belarus	1	1	-	-	1	-	-	-	-	-	-
Eritrea	1	-	-	-	-	-	1	-	-	1	-
Morocco	1	1	-	-	1	-	-	-	-	-	-
Germany	1	1	-	-	-	1	-	-	-	-	-
Poland	1	1	-	-	-	1	-	-	-	-	-
Russian Federation	1	1	-	-	1	-	-	-	-	-	-
<b>TOTAL</b>	<b>61</b>	<b>58</b>	<b>0</b>	<b>1</b>	<b>43</b>	<b>14</b>	<b>3</b>	<b>0</b>	<b>0</b>	<b>2</b>	<b>1</b>

### IBC in 1<sup>st</sup> half of 2020 disaggregated by nationality, sex and age

Nationality	IBC TOTAL	TOTAL	MALE				TOTAL	FEMALE			
			0-13	14-17	18-34	35+		0-13	14-17	18-34	35+
Bangladesh	19	19	-	-	16	3	-	-	-	-	-
Ukraine	6	6	-	-	3	3	-	-	-	-	-
India	5	5	-	-	5	-	-	-	-	-	-
Georgia	3	3	-	-	3	-	-	-	-	-	-
Iran	3	1	-	-	-	1	2	1	-	1	-
Syria	2	2	-	2	-	-	-	-	-	-	-
Tajikistan	2	2	-	-	1	1	-	-	-	-	-
Turkey	2	2	-	-	1	1	-	-	-	-	-
Uzbekistan	2	2	-	-	2	-	-	-	-	-	-
Albania	1	1	-	-	1	-	-	-	-	-	-
Algeria	1	1	-	-	1	-	-	-	-	-	-
Belgium	1	1	-	-	1	-	-	-	-	-	-
Moldova	1	1	-	-	-	1	-	-	-	-	-
Serbia	1	1	-	-	-	1	-	-	-	-	-
Tunisia	1	1	-	-	-	1	-	-	-	-	-
<b>TOTAL</b>	<b>50</b>	<b>48</b>	<b>0</b>	<b>2</b>	<b>34</b>	<b>12</b>	<b>2</b>	<b>1</b>	<b>0</b>	<b>1</b>	<b>0</b>

## 2.2 Illegal Stay in the Territory of the Slovak Republic

### Overview of IS by individual months in 2020 and 2021

	TOTAL	I.	II.	III.	IV.	V.	VI.	VII.	VIII.	IX.	X.	XI.	XII.
<b>2020</b>	<b>1 160</b>	115	182	50	7	6	71	140	109	113	66	97	204
<b>2021</b>	<b>630</b>	99	108	130	51	106	136	-	-	-	-	-	-



**IS in 1<sup>st</sup> half of 2021 disaggregated by nationality, place of detection and previous entry to the SR**

Nationality	IS TOTAL	Inland			At BCPs departing from the SR		Returned from other MS
		legal entry	illegal entry	unknown entry	at land border	at airports	
Afghanistan	263	-	263	-	-	-	-
Morocco	93	-	93	-	-	-	-
Ukraine	85	70	13	-	2	-	-
Pakistan	28	-	25	-	-	-	3
Serbia	23	18	4	1	-	-	-
Syria	23	1	22	-	-	-	-
Algeria	19	-	19	-	-	-	-
India	17	-	6	-	-	-	11
Turkey	10	1	9	-	-	-	-
Georgia	9	6	3	-	-	-	-
Sri Lanka	9	-	9	-	-	-	-
Bosnia and Herzegovina	8	6	2	-	-	-	-
Cameroon	7	1	6	-	-	-	-
Libya	7	-	7	-	-	-	-
Bangladesh	5	-	5	-	-	-	-
Ghana	3	-	3	-	-	-	-
Tunisia	3	-	3	-	-	-	-
Comoros	2	-	2	-	-	-	-
Czechia	2	2	-	-	-	-	-
Iraq	2	-	2	-	-	-	-
Albania	1	-	1	-	-	-	-
Egypt	1	-	1	-	-	-	-
Chile	1	1	-	-	-	-	-
China	1	-	1	-	-	-	-
Iran	1	-	1	-	-	-	-
Montenegro	1	1	-	-	-	-	-
North Macedonia	1	1	-	-	-	-	-
Palestine	1	-	-	-	-	-	1
Romania	1	1	-	-	-	-	-
Togo	1	-	1	-	-	-	-
Viet Nam	1	1	-	-	-	-	-
Western Sahara	1	-	1	-	-	-	-
<b>TOTAL</b>	<b>630</b>	<b>110</b>	<b>502</b>	<b>1</b>	<b>2</b>	<b>0</b>	<b>15</b>

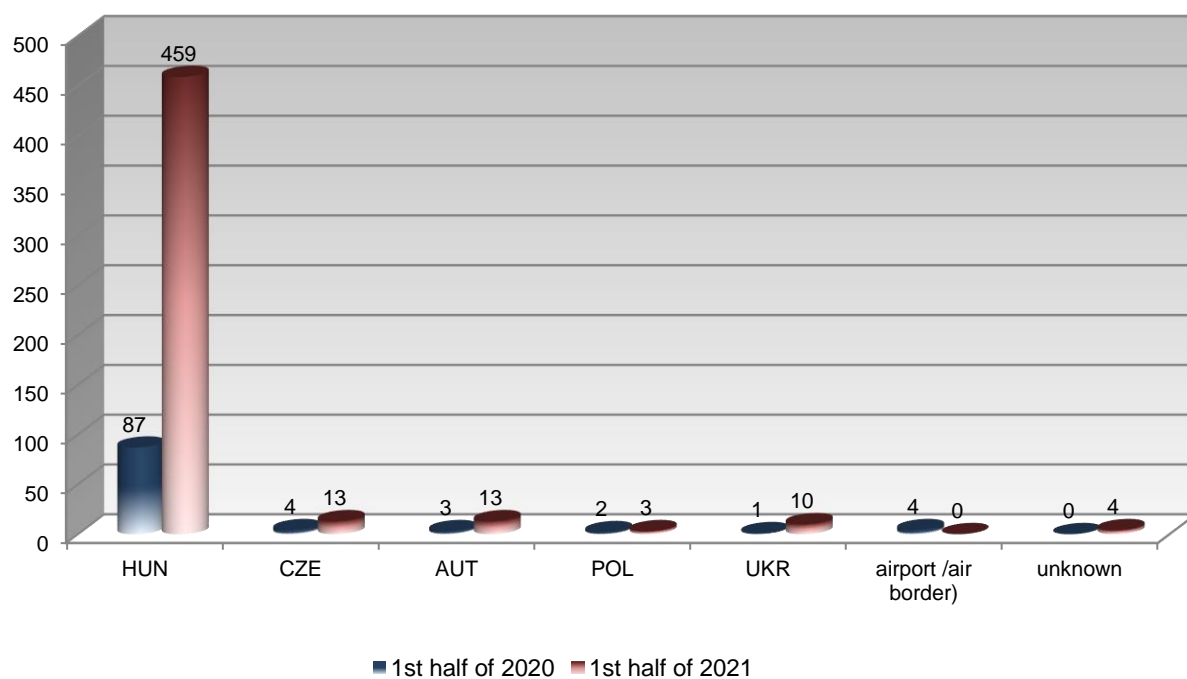
**IS in 1<sup>st</sup> half of 2020 disaggregated by nationality, place of detection and previous entry to the SR**

Nationality	IS TOTAL	Inland			At BCPs departing from the SR		Returned from other MS
		legal entry	illegal entry	unknown entry	at land border	at airports	
Ukraine	208	89	5	-	113	1	-
Serbia	32	27	4	-	-	-	1
Syria	30	1	29	-	-	-	-
Afghanistan	27	1	26	-	-	-	-
Moldova	26	23	1	-	2	-	-
Georgia	19	17	-	-	2	-	-
Algeria	11	2	7	-	-	-	2
Morocco	11	-	11	-	-	-	-
North Macedonia	6	6	-	-	-	-	-
Viet Nam	6	2	1	-	-	-	3
Bosnia and Herzegovina	5	5	-	-	-	-	-
Egypt	5	-	5	-	-	-	-
Iran	5	-	-	-	-	-	5
Russian Federation	4	2	-	-	2	-	-
China	3	1	-	-	-	-	2
India	3	2	-	-	-	-	1
Romania	3	3	-	-	-	-	-
United States, USA	3	3	-	-	-	-	-
Bulgaria	2	2	-	-	-	-	-
Iraq	2	-	2	-	-	-	-
Israel	2	1	1	-	-	-	-
Montenegro	2	2	-	-	-	-	-
Palestine	2	-	2	-	-	-	-
Somalia	2	-	2	-	-	-	-
Albania	1	-	1	-	-	-	-
Hungary	1	1	-	-	-	-	-
Chile	1	1	-	-	-	-	-
Jordan	1	-	1	-	-	-	-
Kazakhstan	1	-	-	-	1	-	-
Libya	1	-	1	-	-	-	-
Mexico	1	1	-	-	-	-	-
Mongolia	1	1	-	-	-	-	-
Nigeria	1	-	1	-	-	-	-
Pakistan	1	-	1	-	-	-	-
Stateless	1	-	-	1	-	-	-
Turkey	1	1	-	-	-	-	-
<b>TOTAL</b>	<b>431</b>	<b>194</b>	<b>101</b>	<b>1</b>	<b>120</b>	<b>1</b>	<b>14</b>

**IS detected inland after illegal entry to the SR in 1<sup>st</sup> half of 2020 and 2021 by border sections illegally crossed by migrants**

Border section	1 <sup>st</sup> half of 2020	1 <sup>st</sup> half of 2021
Hungary	87	459
Czechia	4	13
Austria	3	13
Poland	2	3
Ukraine	1	10
Airport (air border)	4	-
Unknown	-	4
<b>TOTAL</b>	<b>101</b>	<b>502</b>

**IS detected inland after illegal entry to the SR in 1<sup>st</sup> half of 2020 and 2021 by border sections illegally crossed by migrants**



**IS detected inland after illegal entry to the SR in 1<sup>st</sup> half of 2021 disaggregated by border sections illegally crossed by migrants**

Nationality	TOTAL	Border section						
		HUN	CZE	AUT	POL	UKR	Airport (air border)	Unknown
Afghanistan	263	263	-	-	-	-	-	-
Morocco	93	87	1	5	-	-	-	-
Pakistan	25	25	-	-	-	-	-	-
Syria	22	20	1	1	-	-	-	-
Algeria	19	18	-	1	-	-	-	-
Ukraine	13	1	9	-	1	2	-	-
Sri Lanka	9	4	-	-	-	5	-	-
Turkey	9	9	-	-	-	-	-	-
Libya	7	7	-	-	-	-	-	-
Cameroon	6	6	-	-	-	-	-	-
India	6	2	-	-	-	3	-	1
Bangladesh	5	2	-	-	-	-	-	3
Serbia	4	2	1	1	-	-	-	-
Georgia	3	-	-	1	2	-	-	-
Ghana	3	3	-	-	-	-	-	-
Tunisia	3	3	-	-	-	-	-	-
Bosnia and Herzegovina	2	-	-	2	-	-	-	-
Comoros	2	2	-	-	-	-	-	-
Iraq	2	1	-	1	-	-	-	-
Albania	1	-	-	1	-	-	-	-
Egypt	1	1	-	-	-	-	-	-
China	1	-	1	-	-	-	-	-
Iran	1	1	-	-	-	-	-	-
Togo	1	1	-	-	-	-	-	-
Western Sahara	1	1	-	-	-	-	-	-
<b>TOTAL</b>	<b>502</b>	<b>459</b>	<b>13</b>	<b>13</b>	<b>3</b>	<b>10</b>	<b>0</b>	<b>4</b>

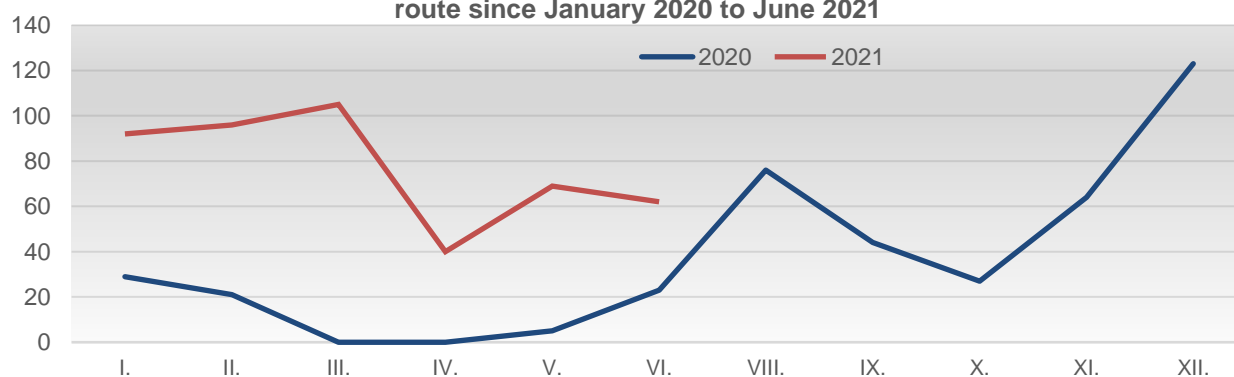
**IS detected inland after illegal entry to the SR in 1<sup>st</sup> half of 2020 disaggregated by border sections illegally crossed by migrants**

Nationality	TOTAL	Border section						
		HUN	CZE	AUT	POL	UKR	Airport (air border)	Unknown
Syria	29	26	1	-	-	-	2	-
Afghanistan	26	26	-	-	-	-	-	-
Morocco	11	11	-	-	-	-	-	-
Algeria	7	7	-	-	-	-	-	-
Egypt	5	4	-	-	1	-	-	-
Ukraine	5	4	-	-	1	-	-	-
Serbia	4	2	1	1	-	-	-	-
Iraq	2	1	1	-	-	-	-	-
Palestine	2	2	-	-	-	-	-	-
Somalia	2	-	-	-	-	-	2	-
Albania	1	1	-	-	-	-	-	-
Israel	1	1	-	-	-	-	-	-
Jordan	1	1	-	-	-	-	-	-
Libya	1	1	-	-	-	-	-	-
Moldova	1	-	-	-	-	1	-	-
Nigeria	1	-	-	1	-	-	-	-
Pakistan	1	-	-	1	-	-	-	-
Viet Nam	1	-	1	-	-	-	-	-
<b>TOTAL</b>	<b>101</b>	<b>87</b>	<b>4</b>	<b>3</b>	<b>2</b>	<b>1</b>	<b>4</b>	<b>0</b>

**IS Inland - illegal entry to the SR - secondary transit migration from the Western Balkans route in 1<sup>st</sup> half of 2020 and 2021 - TOP nationalities**

Nationality	1 <sup>st</sup> half of 2020	1 <sup>st</sup> half of 2021
Afghanistan	26	263
Morocco	12	93
Pakistan	-	25
Syria	25	21
Algeria	7	18
others	8	44
<b>TOTAL</b>	<b>78</b>	<b>464</b>

**Monthly evolution of secondary transit migration from the Western Balkan route since January 2020 to June 2021**



**IS in 1<sup>st</sup> half of 2021** disaggregated by detection and processing of cases by individual DBFP and other authorities

Units		DETECTED	PROCESSED
<b>DBFP Bratislava</b>	FPU PF Bratislava	27	67
	FPU PF Dunajská Streda	11	41
	FPU PF Nitra	20	31
	FPU PF Nové Zámky	33	79
	FPU PF Trnava	22	53
	BCU PF Bratislava Ružinov - letisko	14	3
	MU PF DBFP Bratislava	9	85
	<b>TOTAL</b>	<b>136</b>	<b>359</b>
<b>DBFP Banská Bystrica</b>	FPU PF Banská Bystrica	2	23
	FPU PF Rimavská Sobota	-	7
	FPU PF Ružomberok	3	11
	FPU PF Trenčín	-	3
	FPU PF Žilina	-	33
	MU PF DBFP Banská Bystrica	7	44
	<b>TOTAL</b>	<b>12</b>	<b>121</b>
<b>DBFP Prešov</b>	FPU PF Košice	1	25
	FPU PF Michalovce	1	28
	FPU PF Prešov	8	62
	BCU PF Košice – letisko	-	-
	BCU PF Poprad - letisko	-	-
	MU PF DBFP Prešov	4	24
	<b>TOTAL</b>	<b>14</b>	<b>139</b>
<b>DBFP Sobrance</b>	BCU PF Zboj	-	1
	BCU PF Topoľa	8	8
	BCU PF Ulič	-	-
	BCU PF Ubľa	1	1
	BCU PF Podhorod'	-	-
	BCU PF Petrovce	-	-
	BCU PF Vyšné Nemecké	1	1
	BCU PF Maťovské Vojkovce	-	-
	BCU PF Veľké Slemence	-	-
	BCU PF Čierna nad Tisou	-	-
	MIU PF DBFP Sobrance	3	-
	AU PF Humenné	-	-
	<b>TOTAL</b>	<b>13</b>	<b>11</b>
<b>Other authorities</b>	Customs Criminal Bureau	22	-
	NUCIM	4	-
	Patrol Police	315	-
	Traffic Police	63	-
	Railway Police	36	-
	Criminal Police	-	-
	Authority of another country	-	-
	Authority of a neighbouring country	15	-
	<b>TOTAL</b>	<b>455</b>	<b>0</b>
<b>TOTAL</b>		<b>630</b>	<b>630</b>



**IS in 1<sup>st</sup> half of 2020 disaggregated by detection and processing of cases by individual DBFP and other authorities**

Units		DETECTED	PROCESSED
<b>DBFP Bratislava</b>	FPU PF Bratislava	50	69
	FPU PF Dunajská Streda	5	19
	FPU PF Nitra	49	49
	FPU PF Nové Zámky	3	16
	FPU PF Trnava	38	38
	BCU PF Bratislava Ružinov - letisko	5	5
	MU PF DBFP Bratislava	14	24
	<b>TOTAL</b>	<b>164</b>	<b>220</b>
<b>DBFP Banská Bystrica</b>	FPU PF Banská Bystrica	9	9
	FPU PF Rimavská Sobota	2	2
	FPU PF Ružomberok	3	3
	FPU PF Trenčín	7	7
	FPU PF Žilina	9	10
	MU PF DBFP Banská Bystrica	2	14
	<b>TOTAL</b>	<b>32</b>	<b>45</b>
<b>DBFP Prešov</b>	FPU PF Košice	6	13
	FPU PF Michalovce	1	6
	FPU PF Prešov	4	4
	BCU PF Košice – letisko	-	3
	BCU PF Poprad - letisko	-	-
	MU PF DBFP Prešov	-	15
	<b>TOTAL</b>	<b>11</b>	<b>41</b>
<b>DBFP Sobrance</b>	BCU PF Zboj	-	-
	BCU PF Topoľa	-	-
	BCU PF Ulič	-	-
	BCU PF Ubľa	33	33
	BCU PF Podhorod'	-	-
	BCU PF Petrovce	-	-
	BCU PF Vyšné Nemecké	86	86
	BCU PF Maťovské Vojkovce	-	-
	BCU PF Veľké Slemence	-	-
	BCU PF Čierna nad Tisou	1	1
	MIU PF DBFP Sobrance	1	1
	AU PF Humenné	4	4
	<b>TOTAL</b>	<b>125</b>	<b>125</b>
<b>Other authorities</b>	Customs Criminal Bureau	36	-
	NUCIM	-	-
	Patrol Police	47	-
	Railway Police	1	-
	Criminal Police	1	-
	Authority of another country	4	-
	Authority of neighbouring country	10	-
	<b>TOTAL</b>	<b>99</b>	<b>0</b>
<b>TOTAL</b>		<b>431</b>	<b>431</b>

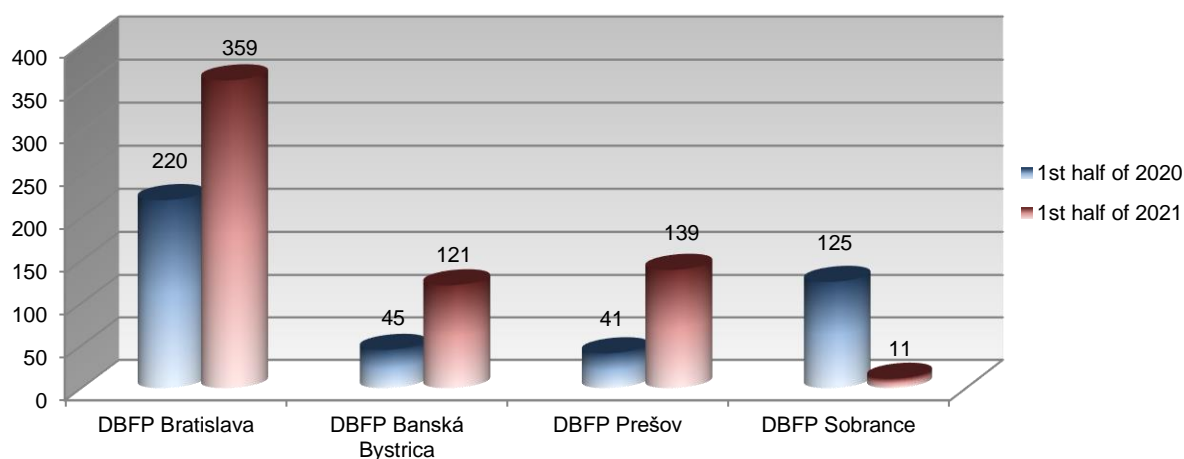
Note:

„Authority of detection“ means unit that performed primordial check of a foreigner in the territory of SR, detected violation of the law and handed the case over to the competent unit of BBFP for further processing, respectively, the violation of the law was detected by another foreign authority.

### IS in 1<sup>st</sup> half of 2020 and 2021 by processing of cases by individual DBFPs

	1 <sup>st</sup> half of 2020	1 <sup>st</sup> half of 2021
DBFP Bratislava	220	359
DBFP Banská Bystrica	45	121
DBFP Prešov	41	139
DBFP Sobrance	125	11
<b>TOTAL</b>	<b>431</b>	<b>630</b>

### IS in 1<sup>st</sup> half of 2020 and 2021 by processing of cases by individual DBFPs



### Overview of IS in 1<sup>st</sup> half of 2021 by processing of cases by individual DBFPs disaggregated by place of detection and previous entry to the SR

DBFP	IS TOTAL	Inland			At BCPs departing from the SR		Returned from other MS
		legal entry	illegal entry	unknown entry	at land border	at Airports	
DBFP Bratislava	359	88	269	1	-	-	1
DBFP B. Bystrica	121	5	113	-	-	-	3
DBFP Prešov	139	16	112	-	-	-	11
DBFP Sobrance	11	1	8	-	2	-	-
<b>TOTAL</b>	<b>630</b>	<b>110</b>	<b>502</b>	<b>1</b>	<b>2</b>	<b>0</b>	<b>15</b>

### Overview of IS in 1<sup>st</sup> half of 2020 by processing of cases by individual DBFPs disaggregated by place of detection and previous entry to the SR

DBFP	IS TOTAL	Inland			At BCPs departing from the SR		Returned from other MS
		legal entry	illegal entry	unknown entry	at land border	at Airports	
DBFP Bratislava	220	143	74	1	-	1	1
DBFP B. Bystrica	45	25	10	-	-	-	10
DBFP Prešov	41	23	15	-	-	-	3
DBFP Sobrance	125	3	2	-	120	-	-
<b>TOTAL</b>	<b>431</b>	<b>194</b>	<b>101</b>	<b>1</b>	<b>120</b>	<b>1</b>	<b>14</b>

**Overview of third country nationals who entered legally the territory of Schengen area and stayed illegally in SR (overstayers) in 1<sup>st</sup> half of 2021**

Nationality	Overstayers		
	TOTAL	Inland	At BCPs departing from the SR
Ukraine	82	80	2
Serbia	20	20	-
Georgia	9	9	-
Bosnia and Herzegovina	7	7	-
Syria	2	2	-
Albania	1	1	-
Cameroon	1	1	-
Chile	1	1	-
China	1	1	-
Montenegro	1	1	-
North Macedonia	1	1	-
Turkey	1	1	-
Viet Nam	1	1	-
<b>TOTAL</b>	<b>128</b>	<b>126</b>	<b>2</b>

**Overview of third country nationals who entered legally the territory of Schengen area and stayed illegally in SR (overstayers) in 1<sup>st</sup> half of 2020**

Nationality	Overstayers		
	TOTAL	Inland	At BCPs departing from the SR
Ukraine	207	94	113
Serbia	30	30	-
Moldova	25	23	2
Georgia	19	17	2
North Macedonia	6	6	-
Bosnia and Herzegovina	5	5	-
Russian Federation	4	2	2
United States, USA	3	3	-
Viet Nam	3	3	-
Algeria	2	2	-
India	2	2	-
Israel	2	2	-
Montenegro	2	2	-
Syria	2	2	-
Afghanistan	1	1	-
Albania	1	1	-
Egypt	1	1	-
Chile	1	1	-
China	1	1	-
Kazakhstan	1	-	1
Mexico	1	1	-
Mongolia	1	1	-
Turkey	1	1	-
<b>TOTAL</b>	<b>321</b>	<b>201</b>	<b>120</b>

# **IS in 1<sup>st</sup> half of 2021 disaggregated by nationality, sex and age**

Nationality	IS TOTAL	TOTAL	MALE				TOTAL	FEMALE			
			0-13	14-17	18-34	35+		0-13	14-17	18-34	35+
Afghanistan	263	260	3	83	171	3	3	-	-	2	1
Morocco	93	93	-	-	81	12	-	-	-	-	-
Ukraine	85	63	-	-	31	32	22	-	-	5	17
Pakistan	28	28	-	1	25	2	-	-	-	-	-
Serbia	23	18	-	-	9	9	5	-	-	-	5
Syria	23	21	-	3	16	2	2	1	-	1	-
Algeria	19	19	-	-	17	2	-	-	-	-	-
India	17	17	-	-	16	1	-	-	-	-	-
Turkey	10	10	-	-	8	2	-	-	-	-	-
Georgia	9	8	-	-	2	6	1	-	-	-	1
Sri Lanka	9	9	-	-	5	4	-	-	-	-	-
Bosnia and Herzegovina	8	5	-	-	1	4	3	-	-	1	2
Cameroon	7	5	-	-	2	3	2	-	-	1	1
Libya	7	7	-	-	6	1	-	-	-	-	-
Bangladesh	5	5	-	-	5	-	-	-	-	-	-
Ghana	3	3	-	-	2	1	-	-	-	-	-
Tunisia	3	3	-	-	3	-	-	-	-	-	-
Comoros	2	2	-	-	2	-	-	-	-	-	-
Czechia	2	1	-	-	-	1	1	-	-	1	-
Iraq	2	2	-	-	2	-	-	-	-	-	-
Albania	1	1	-	-	1	-	-	-	-	-	-
Egypt	1	1	-	-	1	-	-	-	-	-	-
Chile	1	1	-	-	-	1	-	-	-	-	-
China	1	1	-	-	1	-	-	-	-	-	-
Iran	1	1	-	1	-	-	-	-	-	-	-
Montenegro	1	1	-	-	1	-	-	-	-	-	-
North Macedonia	1	1	-	-	-	1	-	-	-	-	-
Palestine	1	1	-	-	-	1	-	-	-	-	-
Romania	1	1	-	-	-	1	-	-	-	-	-
Togo	1	1	-	-	1	-	-	-	-	-	-
Viet Nam	1	1	-	-	-	1	-	-	-	-	-
Western Sahara	1	1	-	-	1	-	-	-	-	-	-
<b>TOTAL</b>	<b>630</b>	<b>591</b>	<b>3</b>	<b>88</b>	<b>410</b>	<b>90</b>	<b>39</b>	<b>1</b>	<b>0</b>	<b>11</b>	<b>27</b>

# IS in 1<sup>st</sup> half of 2020 disaggregated by nationality, sex and age

Nationality	IS TOTAL	TOTAL	MALE				TOTAL	FEMALE			
			0-13	14-17	18-34	35+		0-13	14-17	18-34	35+
Ukraine	208	155	-	-	83	72	53	-	-	9	44
Serbia	32	28	-	-	17	11	4	-	-	1	3
Syria	30	27	-	-	26	1	3	-	-	3	-
Afghanistan	27	26	-	11	15	-	1	-	-	-	1
Moldova	26	26	-	-	18	8	-	-	-	-	-
Georgia	19	18	-	-	7	11	1	-	-	1	-
Algeria	11	11	-	-	10	1	-	-	-	-	-
Morocco	11	11	-	-	11	-	-	-	-	-	-
North Macedonia	6	6	-	-	2	4	-	-	-	-	-
Viet Nam	6	6	-	-	4	2	-	-	-	-	-
Bosnia and Herzegovina	5	5	-	-	4	1	-	-	-	-	-
Egypt	5	5	-	-	3	2	-	-	-	-	-
Iran	5	4	1	1	-	2	1	-	-	1	-
Russian Federation	4	1	-	-	-	1	3	-	-	2	1
China	3	2	-	-	-	2	1	-	-	-	1
India	3	3	1	-	2	-	-	-	-	-	-
Romania	3	3	-	-	3	-	-	-	-	-	-
United States, USA	3	2	-	-	1	1	1	-	-	-	1
Bulgaria	2	1	-	-	-	1	1	-	-	1	-
Iraq	2	2	-	-	2	-	-	-	-	-	-
Israel	2	1	-	-	1	-	1	-	-	1	-
Montenegro	2	2	-	-	1	1	-	-	-	-	-
Palestine	2	2	-	-	1	1	-	-	-	-	-
Somalia	2	1	-	1	-	-	1	-	-	1	-
Albania	1	1	-	-	-	1	-	-	-	-	-
Hungary	1	1	-	-	-	1	-	-	-	-	-
Chile	1	1	-	1	-	-	-	-	-	-	-
Jordan	1	1	-	-	-	1	-	-	-	-	-
Kazakhstan	1	1	-	-	1	-	-	-	-	-	-
Libya	1	1	-	-	1	-	-	-	-	-	-
Mexico	1	1	-	-	1	-	-	-	-	-	-
Mongolia	1	-	-	-	-	-	1	-	-	-	1
Nigeria	1	1	-	-	-	1	-	-	-	-	-
Pakistan	1	1	-	-	1	-	-	-	-	-	-
Stateless	1	1	-	-	-	1	-	-	-	-	-
Turkey	1	1	-	-	1	-	-	-	-	-	-
<b>TOTAL</b>	<b>431</b>	<b>359</b>	<b>2</b>	<b>14</b>	<b>216</b>	<b>127</b>	<b>72</b>	<b>0</b>	<b>0</b>	<b>20</b>	<b>52</b>

# **IS by processing of cases by individual DBFPs in 1<sup>st</sup> half of 2021**

Nationality	TOTAL	Thereof:			
		DBFP Bratislava	DBFP B. Bystrica	DBFP Prešov	DBFP Sobrance
Afghanistan	263	124	60	79	-
Morocco	93	65	22	6	-
Ukraine	85	64	2	16	3
Pakistan	28	13	8	7	-
Serbia	23	22	1	-	-
Syria	23	22	-	1	-
Algeria	19	8	11	-	-
India	17	2	1	11	3
Turkey	10	4	6	-	-
Georgia	9	8	-	1	-
Sri Lanka	9	4	-	-	5
Bosnia and Herzegovina	8	8	-	-	-
Cameroon	7	-	1	6	-
Libya	7	2	4	1	-
Bangladesh	5	2	-	3	-
Ghana	3	-	-	3	-
Tunisia	3	1	2	-	-
Comoros	2	-	-	2	-
Czechia	2	-	-	2	-
Iraq	2	2	-	-	-
Albania	1	1	-	-	-
Egypt	1	-	1	-	-
Chile	1	-	1	-	-
China	1	1	-	-	-
Iran	1	1	-	-	-
Montenegro	1	1	-	-	-
North Macedonia	1	1	-	-	-
Palestine	1	1	-	-	-
Romania	1	1	-	-	-
Togo	1	-	-	1	-
Viet Nam	1	1	-	-	-
Western Sahara	1	-	1	-	-
<b>TOTAL</b>	<b>630</b>	<b>359</b>	<b>121</b>	<b>139</b>	<b>11</b>

**IS by processing of cases by individual DBFPs in 1<sup>st</sup> half of 2020**

Nationality	TOTAL	Thereof:			
		DBFP Bratislava	DBFP B. Bystrica	DBFP Prešov	DBFP Sobrance
Ukraine	208	69	7	19	113
Serbia	32	26	4	1	1
Syria	30	25	4	-	1
Afghanistan	27	25	-	1	1
Moldova	26	17	6	-	3
Georgia	19	16	1	-	2
Algeria	11	1	2	8	-
Morocco	11	8	-	3	-
North Macedonia	6	6	-	-	-
Viet Nam	6	3	3	-	-
Bosnia and Herzegovina	5	4	1	-	-
Egypt	5	1	3	1	-
Iran	5	-	4	1	-
Russian Federation	4	1	1	-	2
China	3	-	1	2	-
India	3	2	1	-	-
Romania	3	1	2	-	-
United States, USA	3	3	-	-	-
Bulgaria	2	2	-	-	-
Iraq	2	1	1	-	-
Israel	2	-	-	2	-
Montenegro	2	1	1	-	-
Palestine	2	1	1	-	-
Somalia	2	2	-	-	-
Albania	1	-	-	1	-
Hungary	1	-	-	1	-
Chile	1	-	1	-	-
Jordan	1	-	-	-	1
Kazakhstan	1	-	-	-	1
Libya	1	-	1	-	-
Mexico	1	1	-	-	-
Mongolia	1	1	-	-	-
Nigeria	1	1	-	-	-
Pakistan	1	-	-	1	-
Stateless	1	1	-	-	-
Turkey	1	1	-	-	-
<b>TOTAL</b>	<b>431</b>	<b>220</b>	<b>45</b>	<b>41</b>	<b>125</b>

**IS by processing of cases by individual units of DBFP Bratislava in 1<sup>st</sup> half of 2021**

Nationality	TOTAL	Thereof:						
		FPU PF Bratislava	FPU PF Dunajská Streda	FPU PF Nitra	FPU PF Nové Zámky	FPU PF Trnava	BCU PF Bratislava Ružinov-airport	MU PF Bratislava
Afghanistan	124	9	24	10	33	25	3	20
Morocco	65	22	3	1	15	4	-	20
Ukraine	64	20	5	7	15	11	-	6
Serbia	22	1	-	9	5	6	-	1
Syria	22	4	2	-	-	1	-	15
Pakistan	13	2	5	-	2	1	-	3
Algeria	8	2	-	-	-	-	-	6
Bosnia and Herzegovina	8	1	-	3	1	1	-	2
Georgia	8	2	-	-	2	3	-	1
Sri Lanka	4	-	-	-	-	-	-	4
Turkey	4	1	-	-	3	-	-	-
Bangladesh	2	-	-	-	-	-	-	2
India	2	-	-	-	2	-	-	-
Iraq	2	-	-	-	-	-	-	2
Libya	2	-	2	-	-	-	-	-
Albania	1	-	-	-	-	-	-	1
China	1	1	-	-	-	-	-	-
Iran	1	-	-	-	1	-	-	-
Montenegro	1	-	-	1	-	-	-	-
North Macedonia	1	-	-	-	-	1	-	-
Palestine	1	1	-	-	-	-	-	-
Romania	1	-	-	-	-	-	-	1
Tunisia	1	-	-	-	-	-	-	1
Viet Nam	1	1	-	-	-	-	-	-
<b>TOTAL</b>	<b>359</b>	<b>67</b>	<b>41</b>	<b>31</b>	<b>79</b>	<b>53</b>	<b>3</b>	<b>85</b>



**IS by processing of cases by individual units of DBFP Banská Bystrica in 1<sup>st</sup> half of 2021**

Nationality	TOTAL	Thereof:					
		FPU PF Banská Bystrica	FPU PF Rimavská Sobota	FPU PF Ružomberok	FPU PF Trenčín	FPU PF Žilina	MU PF Banská Bystrica
Afghanistan	60	12	7	-	-	21	20
Morocco	22	6	-	4	1	2	9
Algeria	11	3	-	3	-	2	3
Pakistan	8	-	-	-	-	6	2
Turkey	6	-	-	-	-	-	6
Libya	4	-	-	-	2	-	2
Tunisia	2	-	-	1	-	1	-
Ukraine	2	-	-	2	-	-	-
Cameroon	1	1	-	-	-	-	-
Egypt	1	-	-	-	-	1	-
Chile	1	1	-	-	-	-	-
India	1	-	-	-	-	-	1
Serbia	1	-	-	1	-	-	-
Western Sahara	1	-	-	-	-	-	1
<b>TOTAL</b>	<b>121</b>	<b>23</b>	<b>7</b>	<b>11</b>	<b>3</b>	<b>33</b>	<b>44</b>

**IS by processing of cases by individual units of DBFP Prešov in 1<sup>st</sup> half of 2021**

Nationality	TOTAL	Thereof:					
		FPU PF Košice	FPU PF Michalovce	FPU PF Prešov	BCU PF Košice- airport	BCU PF Poprad- airport	MU PF Prešov
Afghanistan	79	18	-	40	-	-	21
Ukraine	16	4	10	2	-	-	-
India	11	-	1	10	-	-	-
Pakistan	7	-	-	7	-	-	-
Cameroon	6	-	6	-	-	-	-
Morocco	6	2	2	1	-	-	1
Bangladesh	3	-	3	-	-	-	-
Ghana	3	-	2	-	-	-	1
Comoros	2	-	2	-	-	-	-
Czechia	2	-	-	2	-	-	-
Georgia	1	-	1	-	-	-	-
Libya	1	-	-	-	-	-	1
Syria	1	1	-	-	-	-	-
Togo	1	-	1	-	-	-	-
<b>TOTAL</b>	<b>139</b>	<b>25</b>	<b>28</b>	<b>62</b>	<b>0</b>	<b>0</b>	<b>24</b>

## IS by processing of cases by individual units of DBFP Sobrance in 1<sup>st</sup> half of 2021

Nationality	TOTAL	BCU PF:									
		Zboj	Topoľa	Ulič	Ubl'a	Podhorod'	Petrovce	Vyšné Nemecké	Maťovské Vojkovce	Veľké Slemence	Čierna nad Tisou
Sri Lanka	5	-	5	-	-	-	-	-	-	-	-
India	3	-	3	-	-	-	-	-	-	-	-
Ukraine	3	1	-	-	1	-	-	1	-	-	-
<b>TOTAL</b>	<b>11</b>	<b>1</b>	<b>8</b>	<b>0</b>	<b>1</b>	<b>0</b>	<b>0</b>	<b>1</b>	<b>0</b>	<b>0</b>	<b>0</b>

## 2.3 Unaccompanied Minors Apprehended for IBC and IS

### Unaccompanied minors apprehended for IBC and IS in 1<sup>st</sup> half of 2021

Nationality	Unaccompanied minors apprehended for:		
	TOTAL	IBC	IS
Afghanistan	86	-	86
Syria	3	-	3
Pakistan	2	-	2
Iran	1	-	1
<b>TOTAL</b>	<b>92</b>	<b>0</b>	<b>92</b>

### Unaccompanied minors apprehended for IBC and IS in 1<sup>st</sup> half of 2020

Nationality	Unaccompanied minors apprehended for:		
	TOTAL	IBC	IS
Afghanistan	10	-	10
Syria	2	2	-
Chile	1	-	1
<b>TOTAL</b>	<b>13</b>	<b>2</b>	<b>11</b>

## 2.4 Asylum Applications

### Overview of asylum applications submitted in 1<sup>st</sup> half of 2021

Nationality	Number of submitted asylum applications
Morocco	58
Afghanistan	35
India	13
Algeria	11
Turkey	9
Syria	7
Libya	5
Cameroon	4
Pakistan	4
Sri Lanka	4
Bangladesh	3
Egypt	2
Tunisia	2
Iran	1
Iraq	1
Palestine	1
Somalia	1
Viet Nam	1
Western Sahara	1
<b>TOTAL</b>	<b>163</b>

### Overview of asylum applications submitted in 1<sup>st</sup> half of 2020

Nationality	Number of submitted asylum applications
Syria	20
Afghanistan	17
Iran	13
Bangladesh	11
Morocco	4
Algeria	3
Egypt	3
Viet Nam	3
Albania	2
China	2
Somalia	2
Turkey	2
India	1
Jordan	1
Nigeria	1
Poland	1
Russian Federation	1
Serbia	1
Ukraine	1
<b>TOTAL</b>	<b>89</b>

**Note:**

In above mentioned amount of asylum applications are included all asylum applications given in mentioned periods on police units without regard to fact, that foreigner was in SR legally or illegally. Repeated asylum applications are also included.

### Overview of asylum applications submitted by illegal migrants apprehended for IBC and IS in 1<sup>st</sup> half of 2021

		Number of apprehended illegal migrants	Number of asylum applications
IBC	External Land border Between BCPs	59	1
	External Land border At BCPs	2	-
	External air border - airports	-	-
	<b>TOTAL</b>	<b>61</b>	<b>1</b>
IS	Inland	613	108
	At BCPs - departing from the SR	2	-
	Returned from other member state	15	15
	<b>TOTAL</b>	<b>630</b>	<b>123</b>
<b>TOTAL</b>		<b>691</b>	<b>124</b>

### Overview of asylum applications submitted by illegal migrants apprehended for IBC and IS in 1<sup>st</sup> half of 2021 disaggregated by nationality of applicants

Nationality	TOTAL	Asylum applications by IBC			Asylum applications by IS		
		Land border:		Airports	Inland	At BCPs departing from the SR	Returned from other MS
		Between BCPs	At BCPs				
Morocco	51	-	-	-	51	-	-
Afghanistan	17	-	-	-	17	-	-
India	12	-	-	-	1	-	11
Turkey	9	-	-	-	9	-	-
Algeria	8	1	-	-	7	-	-
Libya	5	-	-	-	5	-	-
Cameroon	4	-	-	-	4	-	-
Pakistan	4	-	-	-	1	-	3
Sri Lanka	4	-	-	-	4	-	-
Bangladesh	3	-	-	-	3	-	-
Syria	3	-	-	-	3	-	-
Egypt	1	-	-	-	1	-	-
Palestine	1	-	-	-	-	-	1
Tunisia	1	-	-	-	1	-	-
Western Sahara	1	-	-	-	1	-	-
<b>TOTAL</b>	<b>124</b>	<b>1</b>	<b>0</b>	<b>0</b>	<b>108</b>	<b>0</b>	<b>15</b>

**Overview of asylum applications submitted by illegal migrants apprehended for IBC and IS in 1<sup>st</sup> half of 2020**

		Number of apprehended illegal migrants	Number of asylum applications
IBC	External Land border Between BCPs	41	18
	External Land border At BCPs	4	-
	Internal Land border*	2	-
	External air border - airports	3	-
	<b>TOTAL</b>	<b>50</b>	<b>18</b>
IS	Inland	296	44
	At BCPs - departing from the SR	121	-
	Returned from other member state	14	13
	<b>TOTAL</b>	<b>431</b>	<b>57</b>
<b>TOTAL</b>		<b>481</b>	<b>75</b>

\* During temporary reintroduction of border control at internal borders that have been introduced by Government decree from 08/04/2020 to 26/06/2020.

**Overview of asylum applications submitted by illegal migrants apprehended for IBC and IS in 1<sup>st</sup> half of 2020 disaggregated by nationality of applicants**

Nationality	TOTAL	Asylum applications by IBC			Asylum applications by IS		
		Land border:		Airports	Inland	At BCPs departing from the SR	Returned from other MS
		Between BCPs	At BCPs				
Syria	18	2	-	-	16	-	-
Afghanistan	14	-	-	-	14	-	-
Bangladesh	11	11	-	-	-	-	-
Iran	8	3	-	-	-	-	5
Morocco	4	-	-	-	4	-	-
Algeria	3	-	-	-	1	-	2
Egypt	3	-	-	-	3	-	-
Viet Nam	3	-	-	-	-	-	3
China	2	-	-	-	-	-	2
Somalia	2	-	-	-	2	-	-
Turkey	2	2	-	-	-	-	-
Albania	1	-	-	-	1	-	-
India	1	-	-	-	-	-	1
Jordan	1	-	-	-	1	-	-
Nigeria	1	-	-	-	1	-	-
Serbia	1	-	-	-	1	-	-
<b>TOTAL</b>	<b>75</b>	<b>18</b>	<b>0</b>	<b>0</b>	<b>44</b>	<b>0</b>	<b>13</b>

## 2.5 False Travel, Residence and Other Documents

Number of persons, documents and BCSs by the place of detection in 1<sup>st</sup> half of 2020 and 2021

		1 <sup>st</sup> half of 2020			1 <sup>st</sup> half of 2021		
		persons	documents *	BCSs	persons	documents *	BCSs
Land border	At BCPs - entering the SR	2	1	2	1	1	0
	At BCPs - departing from the SR	2	1	2	2	0	4
	In the vicinity of land border (border surveillance)	-	-	-	-	-	-
	<b>TOTAL</b>	<b>4</b>	<b>2</b>	<b>4</b>	<b>3</b>	<b>1</b>	<b>4</b>
Airports	Non-Schengen flights	3	3	0	5	5	0
	Intra-Schengen flights (random check)	4	6	0	-	-	-
	In airport area (or in its vicinity)	-	-	-	-	-	-
	<b>TOTAL</b>	<b>7</b>	<b>9</b>	<b>0</b>	<b>5</b>	<b>5</b>	<b>0</b>
Inland	At FPU PF	2	1	3	66	69	6
	At AU PF	-	-	-	3	4	0
	In PDCF	-	-	-	-	-	-
	Other	1	1	0	2	3	0
	<b>TOTAL</b>	<b>3</b>	<b>2</b>	<b>3</b>	<b>71</b>	<b>76</b>	<b>6</b>
<b>TOTAL on the territory of SR</b>		<b>14</b>	<b>13</b>	<b>7</b>	<b>79</b>	<b>82</b>	<b>10</b>

\* Except for those Passports in which no changes have been made and they contain counterfeit/forged/fraudulently obtained documents or BCSs

Number of persons, documents and BCSs by DBFPs and PDCFs in 1<sup>st</sup> half of 2020 and 2021

	1 <sup>st</sup> half of 2020			1 <sup>st</sup> half of 2021		
	persons	documents*	BCSs	persons	documents*	BCSs
DBFP Bratislava	9	10	3	13	13	6
DBFP Banská Bystrica	-	-	-	1	1	-
DBFP Prešov	-	-	-	62	67	0
DBFP Sobrance	5	3	4	3	1	4
PDCF Medveďov	-	-	-	-	-	-
PDCF Sečovce	-	-	-	-	-	-
<b>TOTAL</b>	<b>14</b>	<b>13</b>	<b>7</b>	<b>79</b>	<b>82</b>	<b>10</b>

\* Except for those Passports in which no changes have been made and they contain counterfeit/forged/fraudulently obtained documents or BCSs

## Number of documents and BCSs by the place of detection in 1<sup>st</sup> half of 2020 and 2021

		1 <sup>st</sup> half of 2020				1 <sup>st</sup> half of 2021			
		TOTAL on the territory of SR	Land border	Airports	Inland	TOTAL on the territory of SR	Land border	Airports	Inland
DOCUMENTS*	passport*	3	-	2	1	5	-	3	2
	ID card	7	-	6	1	5	-	-	5
	Other TD	0	-	-	-	0	-	-	-
	visa	0	-	-	-	0	-	-	-
	Residence permit	3	2	1	-	1	1	-	-
	Driving license	0	-	-	-	1	-	-	1
	Civil status document	0	-	-	-	0	-	-	-
	Criminal records	0	-	-	-	62	-	-	62
	Evidence of education	0	-	-	-	0	-	-	-
	Other supportive document	0	-	-	-	8	-	2	6
	other	0	-	-	-	0	-	-	-
	<b>TOTAL</b>	<b>13</b>	<b>2</b>	<b>9</b>	<b>2</b>	<b>82</b>	<b>1</b>	<b>5</b>	<b>76</b>
BCSs		7	4	0	3	10	4	0	6

\* Except for those Passports in which no changes have been made and they contain counterfeit/forged/fraudulently obtained documents or BCSs

## Travel documents (Passports, ID cards and other TDs) by type of fraud detected on the territory of the SR (GC SR Uzhgorod excluded) in 1<sup>st</sup> half of 2020 and 2021

		TOTAL (a – l)	a	b	c	d	e	f	g	h	i	j	k	l	genuine (x)
1 <sup>st</sup> half of 2020	Passport	3	-	-	1	-	-	-	-	-	-	-	2	-	3
	ID card	7	-	-	-	-	-	-	-	-	4	-	3	-	-
	Other TD	0	-	-	-	-	-	-	-	-	-	-	-	-	-
	<b>TOTAL</b>	<b>10</b>	<b>0</b>	<b>0</b>	<b>1</b>	<b>0</b>	<b>0</b>	<b>0</b>	<b>0</b>	<b>0</b>	<b>4</b>	<b>0</b>	<b>5</b>	<b>0</b>	<b>3</b>
1 <sup>st</sup> half of 2021	Passport	5	-	-	1	-	-	-	-	-	1	-	1	2	5
	ID card	5	-	1	-	-	-	-	-	-	4	-	-	-	-
	Other TD	0	-	-	-	-	-	-	-	-	-	-	-	-	-
	<b>TOTAL</b>	<b>10</b>	<b>0</b>	<b>1</b>	<b>1</b>	<b>0</b>	<b>0</b>	<b>0</b>	<b>0</b>	<b>0</b>	<b>5</b>	<b>0</b>	<b>1</b>	<b>2</b>	<b>5</b>

- a) Photo substitution
- b) Unauthorized data alteration/addition
- c) Data page substitution
- d) Inner pages(except for data page) substitution
- e) Data page overlapping (multiple changes – photo substitution incl. Unauthorized data alteration/addition)
- f) Electronic device (any changes, interventions or damages)
- g) Unauthorized interventions to document (damage, overlapping of parts of document, wet stamps removal)
- h) Stolen blank travel document (unauthorized personalization)
- i) counterfeit (made by counterfeiter)
- j) Fantasy/Camouflage document (without legal validity)
- k) Genuine travel document misused by other person (look a like/impostor)
- l) Fraudulently obtained genuine document (e.g. issuance based on false personal data or due to corruption)
- x) Genuine passport with counterfeit/forged/fraudulently obtained documents or BCSs

**Documents and BCSs detected in 1<sup>st</sup> half of 2021 by place of detection, nationality of person and country of origin of the document**

	Persons (incl. cases without persons*)		Documents								BCS
			Country of origin of the document **	passport		ID card	visas	RP	other****		
	Nationality	Number		false/ count.	genuin e (x)***				numb er	type	
Land border	Ukraine	2	Ukraine	-	2	-	-	-	-	-	-
			Hungary	-	-	-	-	-	-	-	4
	Russian Federation	1	Austria	-	-	-	-	1	-	-	-
	TOTAL	3	---	0	2	0	0	1	0	---	4
Airports	Georgia	2	Slovakia	-	-	-	-	-	2	OSD	-
	Slovakia	3	Slovakia	3	-	-	-	-	-	-	-
	TOTAL	5	---	3	0	0	0	0	2	---	0
Inland	Afghanistan	1	Afghanistan	-	-	1	-	-	-	-	-
	Albania	1	Albania	-	1	-	-	-	-	-	-
			Hungary	-	-	-	-	-	-	-	2
	Bosnia and Herzegovina	1	Bosnia and Herzegovina	-	1	-	-	-	-	-	-
			Hungary	-	-	-	-	-	-	-	3
	Georgia	1	Georgia	-	-	-	-	-	1	CR	-
	Morocco	1	Italy	1	-	1	-	-	-	-	-
	Syria	1	Bulgaria	1	-	-	-	-	-	-	-
	Slovakia	2	Slovakia	-	-	-	-	-	3	OSD	-
	Serbia	1	Slovenia	-	-	1	-	-	1	DL	-
	Ukraine	1	Slovakia	-	-	-	-	-	1	OSD	-
	Ukraine	1	Ukraine	-	1	-	-	-	-	-	-
			Hungary	-	-	-	-	-	-	-	1
	Ukraine	2	Hungary	-	-	1	-	-	-	-	-
			Romania	-	-	1	-	-	-	-	-
	Ukraine	58	Ukraine	-	-	-	-	-	61	CR	-
			Ukraine	-	-	-	-	-	2	OSD	-
	TOTAL	71	---	2	3	5	0	0	69	---	6
TOTAL on the territory of SR		79	---	5	5	5	0	1	71	---	10

\* e. g. documents found in airport premises, Police units premises, in forger's workshop etc.

\*\* The state whose document (travel document, visa, residents permit, border crossing stamp) was falsified (for example in the case of forged visa, the state which issued the visa is reported)

\*\*\* Type of fraud „x“- genuine passport in which no changes have been made and they contain counterfeit/forged/fraudulently obtained documents or BCSs

\*\*\*\* Column „type“-contains abbreviations as follows:

**DL** – driving license

**CR** – criminal records

**OSD** – other supportive document



**Counterfeit, forged and fraudulently obtained BCSs detected in 1<sup>st</sup> half of 2020 and 2021**

	1 <sup>st</sup> half of 2020			1 <sup>st</sup> half of 2021		
	Persons	BCSs		Persons	BCSs	
		False, counterfeit	Fraudulently obtained		False, counterfeit	Fraudulently obtained
Land border at BCP - entry to the SR	1	2	-	-	-	-
Land border at BCP – departure from SR	1	2	-	2	4	-
Non-Schengen flight	-	-	-	-	-	-
Intra-Schengen flight *	-	-	-	-	-	-
Inland	1	3	-	3	6	-
<b>TOTAL on the territory of SR</b>	<b>3</b>	<b>7</b>	<b>-</b>	<b>5</b>	<b>10</b>	<b>0</b>

\* during spot-checks

## 2.6 Refusal of Entry

### Refusal of entry at the external border by reasons for refusal in 1<sup>st</sup> half of 2020 and 2021

Reasons for refusal	1 <sup>st</sup> half of 2020			1 <sup>st</sup> half of 2021		
	TOTAL	Thereof:		TOTAL	Thereof:	
		Land border	Airports		Land border	Airports
<b>A</b>	<b>4</b>	4	-	<b>3</b>	3	-
<b>B</b>	<b>1</b>	1	-	<b>0</b>	-	-
<b>C</b>	<b>37</b>	23	14	<b>2</b>	2	-
<b>D</b>	<b>1</b>	1	-	<b>1</b>	1	-
<b>E</b>	<b>0</b>	-	-	<b>0</b>	-	-
<b>F</b>	<b>86</b>	75	11	<b>0</b>	-	-
<b>G</b>	<b>4</b>	3	1	<b>0</b>	-	-
<b>H1</b>	<b>201</b>	190	11	<b>12</b>	12	-
<b>H2</b>	<b>2</b>	2	-	<b>1</b>	1	-
<b>I</b>	<b>3</b>	3	-	<b>77</b>	45	32
<b>TOTAL</b>	<b>339</b>	<b>302</b>	<b>37</b>	<b>96</b>	<b>64</b>	<b>32</b>

Note:

**Reasons for refusal of entry in line with the Regulation (EU) 2016/399 on a Union Code on the rules governing the movement of persons across borders (Schengen Borders Code):**

- A - Has no valid travel document(s)
- B - Has a false/counterfeit/forged travel document
- C - Has no valid visa or residence permit
- D - Has a false/counterfeit/forged visa or residence permit
- E - Has no appropriate documentation justifying the purpose and conditions of stay
- F - Has already stayed for 90 days in the preceding 180-day period on the territory of the Member States of the EU
- G - Does not have sufficient means of subsistence in relation to the period and form of stay, or the means to return to the country of origin or transit
- H1 - Person for whom an alert has been issued in the SIS for the purposes of refusing entry
- H2 - Person for whom an alert has been issued in national register for the purposes of refusing entry
- I - Is considered to be a threat to public policy, internal security, public health or the international relations of one or more of the Member States of the EU

### Refusals of entry in 1<sup>st</sup> half of 2021

		Reasons										
		TOTAL	Thereof:									
			A	B	C	D	E	F	G	H1	H2	I
LAND BORDER	Ukraine	62	2	-	2	-	-	-	-	12	1	45
	Russian Federation	1	-	-	-	1	-	-	-	-	-	-
	Stateless	1	1	-	-	-	-	-	-	-	-	-
	<b>TOTAL</b>	<b>64</b>	<b>3</b>	<b>-</b>	<b>2</b>	<b>1</b>	<b>-</b>	<b>-</b>	<b>-</b>	<b>12</b>	<b>1</b>	<b>45</b>
AIRPORTS	Ukraine	14	-	-	-	-	-	-	-	-	-	14
	United Kingdom	12	-	-	-	-	-	-	-	-	-	12
	Georgia	2	-	-	-	-	-	-	-	-	-	2
	Canada	1	-	-	-	-	-	-	-	-	-	1
	Dominica	1	-	-	-	-	-	-	-	-	-	1
	Israel	1	-	-	-	-	-	-	-	-	-	1
	Russian Federation	1	-	-	-	-	-	-	-	-	-	1
	<b>TOTAL</b>	<b>32</b>	<b>-</b>	<b>-</b>	<b>-</b>	<b>-</b>	<b>-</b>	<b>-</b>	<b>-</b>	<b>-</b>	<b>-</b>	<b>32</b>
<b>TOTAL</b>		<b>96</b>	<b>3</b>	<b>0</b>	<b>2</b>	<b>1</b>	<b>0</b>	<b>0</b>	<b>0</b>	<b>12</b>	<b>1</b>	<b>77</b>

### Refusals of entry in 1<sup>st</sup> half of 2020

		Reasons										
		TOTAL	Thereof:									
			A	B	C	D	E	F	G	H1	H2	I
LAND BORDER	Ukraine	289	4	1	17	-	-	75	3	184	2	3
	Moldova	5	-	-	-	-	-	-	-	5	-	-
	India	2	-	-	2	-	-	-	-	-	-	-
	Serbia	2	-	-	2	-	-	-	-	-	-	-
	Georgia	1	-	-	-	-	-	-	-	1	-	-
	Mongolia	1	-	-	1	-	-	-	-	-	-	-
	Russian Federation	1	-	-	1	-	-	-	-	-	-	-
	Tunisia	1	-	-	-	1	-	-	-	-	-	-
	<b>TOTAL</b>	<b>302</b>	<b>4</b>	<b>1</b>	<b>23</b>	<b>1</b>	<b>-</b>	<b>75</b>	<b>3</b>	<b>190</b>	<b>2</b>	<b>3</b>
AIRPORTS	Ukraine	6	-	-	-	-	-	3	1	2	-	-
	Albania	5	-	-	-	-	-	1	-	4	-	-
	North Macedonia	5	-	-	-	-	-	5	-	-	-	-
	Russian Federation	5	-	-	5	-	-	-	-	-	-	-
	Serbia	4	-	-	-	-	-	2	-	2	-	-
	Syria	3	-	-	3	-	-	-	-	-	-	-
	Moldova	2	-	-	-	-	-	-	-	2	-	-
	Zimbabwe	2	-	-	2	-	-	-	-	-	-	-
	Afghanistan	1	-	-	1	-	-	-	-	-	-	-
	Algeria	1	-	-	-	-	-	-	-	1	-	-
	Ghana	1	-	-	1	-	-	-	-	-	-	-
	China	1	-	-	1	-	-	-	-	-	-	-
	Nigeria	1	-	-	1	-	-	-	-	-	-	-
	<b>TOTAL</b>	<b>37</b>	<b>-</b>	<b>-</b>	<b>14</b>	<b>-</b>	<b>-</b>	<b>11</b>	<b>1</b>	<b>11</b>	<b>-</b>	<b>-</b>
<b>TOTAL</b>		<b>339</b>	<b>4</b>	<b>1</b>	<b>37</b>	<b>1</b>	<b>0</b>	<b>86</b>	<b>4</b>	<b>201</b>	<b>2</b>	<b>3</b>

**Refusal of entry of third country nationals at the external land border by individual BCPs and reasons for refusal in 1<sup>st</sup> half of 2021**

		Reasons for refusal										
		TOTAL	Thereof:									
			A	B	C	D	E	F	G	H1	H2	I
<b>Ubl'a</b>		<b>14</b>	-	-	1	-	-	-	-	2	1	10
Thereof:	Ukraine	14	-	-	1	-	-	-	-	2	1	10
<b>Vyšné Nemecké</b>		<b>50</b>	3	-	1	1	-	-	-	10	-	35
Thereof:	Ukraine	48	2	-	1	-	-	-	-	10	-	35
	Russian Federation	1	-	-	-	1	-	-	-	-	-	-
	Stateless	1	1	-	-	-	-	-	-	-	-	-
<b>Veľké Slemence</b>		-	-	-	-	-	-	-	-	-	-	-
<b>Čierna nad Tisou</b>		-	-	-	-	-	-	-	-	-	-	-
<b>Maťovské Vojkovce</b>		-	-	-	-	-	-	-	-	-	-	-
<b>TOTAL</b>		<b>64</b>	<b>3</b>	<b>0</b>	<b>2</b>	<b>1</b>	<b>0</b>	<b>0</b>	<b>0</b>	<b>12</b>	<b>1</b>	<b>45</b>

**Refusal of entry of third country nationals at the external land border by individual BCPs and reasons for refusal in 1<sup>st</sup> half of 2020**

		Reasons for refusal										
		TOTAL	Thereof:									
			A	B	C	D	E	F	G	H1	H2	I
<b>Ubl'a</b>		<b>131</b>	<b>1</b>	-	<b>4</b>	-	-	<b>52</b>	-	<b>73</b>	<b>1</b>	-
Thereof:	Ukraine	129	1	-	4	-	-	52	-	71	1	-
	Moldova	2	-	-	-	-	-	-	-	2	-	-
<b>Vyšné Nemecké</b>		<b>157</b>	<b>3</b>	<b>1</b>	<b>17</b>	-	-	<b>19</b>	<b>2</b>	<b>111</b>	<b>1</b>	<b>3</b>
Thereof:	Ukraine	149	3	1	12	-	-	19	2	108	1	3
	Moldova	3	-	-	-	-	-	-	-	3	-	-
	India	2	-	-	2	-	-	-	-	-	-	-
	Mongolia	1	-	-	1	-	-	-	-	-	-	-
	Russian Federation	1	-	-	1	-	-	-	-	-	-	-
	Serbia	1	-	-	1	-	-	-	-	-	-	-
<b>Veľké Slemence</b>		<b>6</b>	-	-	-	-	-	<b>1</b>	<b>1</b>	<b>4</b>	-	-
Thereof:	Ukraine	6	-	-	-	-	-	1	1	4	-	-
<b>Čierna nad Tisou</b>		<b>8</b>	-	-	<b>2</b>	<b>1</b>	-	<b>3</b>	-	<b>2</b>	-	-
Thereof:	Ukraine	5	-	-	1	-	-	3	-	1	-	-
	Georgia	1	-	-	-	-	-	-	-	1	-	-
	Serbia	1	-	-	1	-	-	-	-	-	-	-
	Tunisia	1	-	-	-	1	-	-	-	-	-	-
<b>Maťovské Vojkovce</b>		-	-	-	-	-	-	-	-	-	-	-
<b>TOTAL</b>		<b>302</b>	<b>4</b>	<b>1</b>	<b>23</b>	<b>1</b>	<b>0</b>	<b>75</b>	<b>3</b>	<b>190</b>	<b>2</b>	<b>3</b>

**Refusal of entry of third country nationals at the external air border by individual BCPs and reasons for refusal in 1<sup>st</sup> half of 2021**

		Reasons for refusal										
		TOTAL	Thereof:									
			A	B	C	D	E	F	G	H1	H2	I
<b>Bratislava airport</b>		<b>21</b>	-	-	-	-	-	-	-	-	-	<b>21</b>
Thereof:	Ukraine	14	-	-	-	-	-	-	-	-	-	14
	Georgia	2	-	-	-	-	-	-	-	-	-	2
	United Kingdom	2	-	-	-	-	-	-	-	-	-	2
	Dominica	1	-	-	-	-	-	-	-	-	-	1
	Israel	1	-	-	-	-	-	-	-	-	-	1
	Russian Federation	1	-	-	-	-	-	-	-	-	-	1
<b>Poprad airport</b>		<b>2</b>	-	-	-	-	-	-	-	-	-	<b>2</b>
Thereof:	United Kingdom	2	-	-	-	-	-	-	-	-	-	2
<b>Košice airport</b>		<b>9</b>	-	-	-	-	-	-	-	-	-	<b>9</b>
Thereof:	United Kingdom	8	-	-	-	-	-	-	-	-	-	8
	Canada	1	-	-	-	-	-	-	-	-	-	1
<b>small airports</b>		<b>-</b>	-	-	-	-	-	-	-	-	-	<b>-</b>
<b>TOTAL</b>		<b>32</b>	<b>0</b>	<b>0</b>	<b>0</b>	<b>0</b>	<b>0</b>	<b>0</b>	<b>0</b>	<b>0</b>	<b>0</b>	<b>32</b>

**Refusal of entry of third country nationals at the external air border by individual BCPs and reasons for refusal in 1<sup>st</sup> half of 2020**

		Reasons for refusal										
		TOTAL	Thereof:									
			A	B	C	D	E	F	G	H1	H2	I
<b>Bratislava airport</b>		<b>36</b>	-	-	<b>13</b>	-	-	<b>11</b>	<b>1</b>	<b>11</b>	-	-
Thereof:	Ukraine	6	-	-	-	-	-	3	1	2	-	-
	Albania	5	-	-	-	-	-	1	-	4	-	-
	North Macedonia	5	-	-	-	-	-	5	-	-	-	-
	Russian Federation	5	-	-	5	-	-	-	-	-	-	-
	Serbia	4	-	-	-	-	-	2	-	2	-	-
	Syria	3	-	-	3	-	-	-	-	-	-	-
	Moldova	2	-	-	-	-	-	-	-	2	-	-
	Zimbabwe	2	-	-	2	-	-	-	-	-	-	-
	Afghanistan	1	-	-	1	-	-	-	-	-	-	-
	Algeria	1	-	-	-	-	-	-	-	1	-	-
	Ghana	1	-	-	1	-	-	-	-	-	-	-
	China	1	-	-	1	-	-	-	-	-	-	-
<b>Poprad airport</b>		<b>-</b>	-	-	-	-	-	-	-	-	-	-
<b>Košice airport</b>		<b>1</b>	-	-	<b>1</b>	-	-	-	-	-	-	-
Thereof:	Nigeria	1	-	-	1	-	-	-	-	-	-	-
<b>small airports</b>		<b>-</b>	-	-	-	-	-	-	-	-	-	<b>-</b>
<b>TOTAL</b>		<b>37</b>	<b>0</b>	<b>0</b>	<b>14</b>	<b>0</b>	<b>0</b>	<b>11</b>	<b>1</b>	<b>11</b>	<b>0</b>	<b>0</b>

## 2.7 Facilitation of Illegal Migration and Trafficking in Human Beings

Documented cases of facilitation of illegal migration and trafficking in human beings in 1<sup>st</sup> half of 2020 and 2021

		1 <sup>st</sup> half of 2020	1 <sup>st</sup> half of 2021
<b>TOTAL</b>	Complaints: commenced criminal prosecution / charges filed	33/33	37/42
	Persons: suspects / accused	65/52	99/82
	Illegal migrants/Victims	238/34	399/57
	Offences	194	73
<b>Facilitation (§ 355, § 356 CC)</b>	Complaints: commenced criminal prosecution / charges filed	24/25	25/30
	Facilitators: suspects / accused	48/40	65/57
	Thereof:		
	IBC (§ 355 CC)	17	26
	Marriages of convenience (§ 356 CC)	12	10
	Illegal work (§ 356 CC)	4	13
	IS on the territory of SR, EU (§ 356 CC)	7	8
<b>Trafficking in human beings (§ 179 CC)</b>	Complaints: commenced criminal prosecution / charges filed	9/8	12/12
	Persons: suspects / accused	17/12	34/25
	Victims	34	57

### Cases of facilitation and cases of trafficking in human beings in 1st half of 2021

	Complaints		Persons		Illegal migrant/victims	Illegal migrants (apprehended)	Offences	Value in €
	commenced criminal prosecutions	charges filed	suspects	accused				
<b>Facilitation § 355 CC</b> organized group	1	1	6	6	261	-	17	-
<b>Facilitation §356 CC</b> <b>IS on the territory of the SR, EU</b> organized group	-	1	7	7	-	-	1	-
<b>Facilitation § 356 CC</b> <b>illegal work</b> organized group	-	1	8	8	-	-	1	-
<b>Facilitation § 355 CC</b>	17	14	23	20	105	90	18	1 970,00
<b>Facilitation § 356 CC</b> <b>marriages of convenience</b>	4	8	11	10	7	-	7	10 900,00
<b>Facilitation § 356 CC</b> <b>illegal work</b>	-	4	5	5	19	-	4	-
<b>Facilitation §356 CC</b> <b>IS on the territory of the SR, EU</b>	3	1	5	1	7	-	3	-
<b>Facilitation TOTAL</b>	<b>25</b>	<b>30</b>	<b>65</b>	<b>57</b>	<b>399</b>	<b>90</b>	<b>51</b>	<b>12 870,00</b>
<b>Trafficking in human beings §179 CC</b> organized group	-	1	8	8	8	-	1	-
<b>Trafficking in human beings §179 CC</b>	12	11	26	17	49	-	21	42 300,00
<b>Trafficking in human beings TOTAL</b>	<b>12</b>	<b>12</b>	<b>34</b>	<b>25</b>	<b>57</b>	<b>0</b>	<b>22</b>	<b>42 300,00</b>
<b>TOTAL</b>	<b>37</b>	<b>42</b>	<b>99</b>	<b>82</b>	<b>399/57</b>	<b>90</b>	<b>73</b>	<b>55 170,00</b>

### Organized and criminal groups in cases recorded by NUCIM in 1<sup>st</sup> half of 2021

	Complaints		Persons	
	commenced criminal prosecutions	charges filed	suspects	accused
Facilitation § 355 CC - organized group	1	1	6	6
Facilitation §356 CC IS on the territory of the SR, EU organized group	-	1	7	7
Facilitation § 356 CC illegal work organized group	-	1	8	8
Trafficking in human beings § 179 CC – organized group	-	1	8	8
<b>TOTAL</b>	<b>1</b>	<b>4</b>	<b>29</b>	<b>29</b>

### Cases of facilitation by the place of detection processed by NUCIM in 1<sup>st</sup> half of 2021 (§§ 355, 356 CC)

			Complaints		Persons		Illegal migrants	
			Commenced criminal prosecutions	Charges filed	suspects	accused	total	apprehended
External border	Land border	§ 355 CC	3	2	3	2	24	16
		§ 356 CC	-	-	-	-	-	-
	Airports		-	-	-	-	-	-
External border in total			3	2	3	2	24	16
Internal border § 355	Austria		1	1	4	4	15	15
	Hungary		5	4	6	5	25	21
	Czechia		-	-	-	-	-	-
	Poland		-	-	-	-	-	-
Internal border § 355 in total			6	5	10	9	40	36
Inland §§ 355, 356 CC	§ 355 CC	Facilitation	9	8	16	15	302	38
	§ 356 CC	Marriage of convenience	-	1	1	1	1	-
		Illegal work	1	5	15	13	25	-
		Other case of IS on the territory of the SR	2	2	10	8	1	-
Inland §§ 355, 356 CC in total			12	16	42	37	329	38
EU countries § 356 CC (marriage of convenience, IS on the territory of the EU) in total			2	3	3	3	2	0
Non EU countries (United Kingdom) § 356 CC (marriages of convenience) in total			2	4	7	6	4	0
TOTAL			25	30	65	57	399	90



### Nationality of facilitators and illegal migrants in 1<sup>st</sup> half of 2021 – facilitation

Facilitators		
Nationality	Suspects	Accused
Slovakia	35	35
Stateless	8	-
Syria	7	7
Ukraine	4	4
Czechia	3	3
Egypt	3	3
Belarus	2	2
Romania	1	1
Serbia	1	1
Tunisia	1	1
---	-	-
---	-	-
---	-	-
<b>TOTAL</b>	<b>65</b>	<b>57</b>

Illegal migrants		
Nationality	Facilitated	Thereof apprehended
Stateless	265	-
Syria	48	45
Afghanistan	21	14
Ukraine	20	-
Somalia	11	11
Viet Nam	10	4
Bangladesh	8	8
Iraq	5	4
India	4	3
Pakistan	4	-
Albania	1	-
Eritrea	1	1
North Macedonia	1	-
<b>TOTAL</b>	<b>399</b>	<b>90</b>

### Nationality of offenders and victims in 1<sup>st</sup> half of 2021 – trafficking in human beings

Offenders		
Nationality	Suspects	Accused
Slovakia	18	22
Stateless	13	-
Viet Nam	2	2
Hungary	1	1
<b>TOTAL</b>	<b>34</b>	<b>25</b>

Victims	
Nationality	Number
Slovakia	37
Viet Nam	20
---	-
---	-
<b>TOTAL</b>	<b>57</b>

Note:

**Facilitation** – according to § 355, § 356 of the Criminal Code (disaggregated by marriages of convenience, illegal work and employment and other form of stay on the territory of the SR).

**Complaints (initiated criminal proceeding)** – all complaints leading to commencement of criminal prosecution according to the Regulation of Ministry of Interior no. 53/2009 made by NUCIM,

**Charges filed** – the resolutions to file charges according to § 206 par. 1 of the Criminal Procedure Code,

**Suspects** – persons mentioned in the order to prosecute according to § 199 par. 1 of the Criminal Procedure Code,

**Accused persons** - all persons (individuals), who were accused of offence of facilitation according to § 206 par. 1 of the Criminal Procedure Code,

**Illegal migrants (in total)** - persons, who are not citizens of the SR or who are not SR permanent residents and who have used services of facilitators according to § 355 CC and persons, who are not citizens of the SR or other MS or citizens of the European Economic Area member state and who have used services of facilitators according to § 356 CC and are mentioned in resolution on the commencement of criminal prosecution according to § 199 par. 1 or in the resolution to file charges according to § 206/1 of the Criminal Procedure Code,

**Illegal migrants (apprehended)** – persons mentioned above, who have used services of facilitators and who were physically apprehended by a Police Force unit,

**Offence** – according to the Criminal Code, the offence is also the partial attack of a continuing offense, unless expressly provided otherwise.

**Trafficking in human beings** - according to § 179 of the Criminal Code (disaggregated by sexual and labour exploitation, forced begging, marriages, etc.)

**Victims of Trafficking in human beings** – persons who under false pretences, trap, deprivation of personal freedom, kidnapping, violence, threat of violence, or under the threat of another serious damage, and these persons were lured, transported provided for even with their consent for the purpose of their further exploitation (sexual and labour, begging, etc.)

## 2.8 Return Policy and Persons Taken over to the SR

### 2.8.1 Readmission

#### Overview of persons handed and taken over according to Readmission Agreements in 1<sup>st</sup> half of 2020 and 2021

Country of readmission	1 <sup>st</sup> half of 2020				1 <sup>st</sup> half of 2021			
	Illegal migration		Other		Illegal migration		Other	
	Persons handed over (from SR)	Persons taken over (to SR)	Persons handed over (from SR)	Persons taken over (to SR)	Persons handed over (from SR)	Persons taken over (to SR)	Persons handed over (from SR)	Persons taken over (to SR)
Ukraine	20	2	-	-	52	4	-	-
Italy	1	-	-	-	-	-	-	-
Czechia	-	10	-	-	-	3	-	-
Poland	-	-	-	-	-	11	-	-
<b>TOTAL</b>	<b>21</b>	<b>12</b>	<b>0</b>	<b>0</b>	<b>52</b>	<b>18</b>	<b>0</b>	<b>0</b>

Note:

**Illegal migration** – this category includes handed over and taken over persons within the reference period regardless the period in which they were apprehended for illegal migration by authority of the SR or other country.

**Other** – this category includes handed over and taken over persons according readmission agreements within the reference period who were not apprehended for illegal migration on the territory of the SR and at the time of readmission their stay in the SR or other member state of the EU was legal.

„Persons handed over (from SR)“ – this category includes persons, who were sentenced for a crime that is not regarded to illegal migration (i.e. theft) and who were sentenced to judicial expulsion and they were handed over to the territory of other EU member state, where they were permitted to stay.

„Persons taken over (to SR)“ – this category includes persons, who were returned from other EU member state and they are permitted to stay on the territory of the SR.

#### Overview of persons handed over from the SR according to Readmission Agreements related to illegal migration in 1<sup>st</sup> half of 2021

Nationality	TOTAL	Thereof:	
		Ukraine	Hungary
Bangladesh	7	7	-
Turkey	7	7	-
Dominican Republic	6	6	-
Syria	6	6	-
Ukraine	6	6	-
Iraq	5	5	-
India	4	4	-
Libya	4	4	-
Georgia	3	3	-
Nepal	2	2	-
Eritrea	1	1	-
Morocco	1	1	-
<b>TOTAL</b>	<b>52</b>	<b>52</b>	<b>0</b>

**Overview of persons handed over from the SR according to Readmission Agreements related illegal migration in 1<sup>st</sup> half of 2020**

Nationality	TOTAL	Thereof:	
		Ukraine	Italy
Bangladesh	8	8	-
India	5	5	-
Ukraine	3	3	-
Uzbekistan	2	2	-
Algeria	1	1	-
Moldova	1	1	-
Nigeria	1	-	1
<b>TOTAL</b>	<b>21</b>	<b>20</b>	<b>1</b>

**Overview of persons taken over to the SR according to Readmission Agreements related illegal migration in 1<sup>st</sup> half of 2021**

Nationality	TOTAL	Thereof:		
		Poland	Ukraine	Czechia
India	11	10	-	1
Pakistan	3	1	-	2
Czechia	2	-	2	-
Germany	1	-	1	-
Poland	1	-	1	-
<b>TOTAL</b>	<b>18</b>	<b>11</b>	<b>4</b>	<b>3</b>

**Overview of persons taken over to the SR according to Readmission Agreements related illegal migration in 1<sup>st</sup> half of 2020**

Nationality	TOTAL	Thereof:	
		Ukraine	Czechia
Iran	4	-	4
Viet Nam	3	-	3
Algeria	2	-	2
Tajikistan	2	2	-
Serbia	1	-	1
<b>TOTAL</b>	<b>12</b>	<b>2</b>	<b>10</b>

## 2.8.2 Voluntary returns

Overview of effective voluntary returns in 1<sup>st</sup> half of 2021 by country of return and Project type

Country of return	TOTAL	Thereof:	
		Project „C“	Project „I“
Serbia	3	3	-
Ukraine	1	1	-
<b>TOTAL</b>	<b>4</b>	<b>4</b>	<b>0</b>

Overview of effective voluntary returns in 1<sup>st</sup> half of 2020 by country of return and Project type

Country of return	TOTAL	Thereof:	
		Project „C“	Project „I“
Georgia	6	-	6
Morocco	3	-	3
North Macedonia	3	-	3
China	2	-	2
Serbia	2	-	2
Algeria	1	-	1
Egypt	1	-	1
Mexico	1	-	1
Ukraine	1	-	1
<b>TOTAL</b>	<b>20</b>	<b>0</b>	<b>20</b>

Source: International Organization for Migration (IOM)

Note:

**Voluntary returns** - this category includes returns of foreigners from Police Detention Centres for Foreigners, from asylum institutions of the Migration Office of MOI SR and foreigners on the territory of the SR, who are not staying in facilities of MOI SR.

**Project „C“** - Cooperation Agreement between the International Organization for Migration and the Ministry of Interior of the Slovak Republic to assist the return of unsuccessful asylum seekers and illegal migrants to their country of origin.

**Project „I“** – Voluntary return and reintegration in country of origin (implementation 01/012020 – 31/12/2021).

## 2.8.3 Dublin Transfers

### Effective Dublin transfers according to the Regulation (EU) No. 604/2013 in 1<sup>st</sup> half of 2020 and 2021

	1 <sup>st</sup> half of 2020	1 <sup>st</sup> half of 2021
Persons taken over to the SR	11	15
Persons handed over from the SR	1	72

**Note:**

This table regards persons handed over and taken over within the reference period regardless the period in which they were apprehended for illegal migration by authority of the SR or other country, regardless the administrative or judicial removal.

**Effective transfers according to the Dublin Regulation** – if the SR hands over (returns) the third country national to other member state, that is competent for decision in asylum procedure, or the SR takes over the third country national from other member state, as SR is competent for decision in asylum procedure.

### Persons taken over to the SR from individual countries according to the Dublin regulation in 1<sup>st</sup> half of 2021 disaggregated by nationality

Nationality	TOTAL	Taken over from:				
		AT	CZ	DE	NL	NO
Afghanistan	5	4	1	-	-	-
Morocco	4	4	-	-	-	-
Algeria	3	2	-	-	1	-
Iraq	1	-	-	1	-	-
Palestine	1	1	-	-	-	-
Syria	1	-	-	-	-	1
<b>TOTAL</b>	<b>15</b>	<b>11</b>	<b>1</b>	<b>1</b>	<b>1</b>	<b>1</b>

### Persons taken over to the SR from individual countries according to the Dublin regulation in 1<sup>st</sup> half of 2020 disaggregated by nationality

Nationality	TOTAL	Taken over from:			
		AT	DE	SE	BE
Syria	4	3	-	-	1
Iran	3	-	1	1	1
China	2	-	2	-	-
Afghanistan	1	1	-	-	-
India	1	1	-	-	-
<b>TOTAL</b>	<b>11</b>	<b>5</b>	<b>3</b>	<b>1</b>	<b>2</b>

**Persons handed over from the SR to individual countries according to the Dublin regulation in 1<sup>st</sup> half of 2021 disaggregated by nationality**

Nationality	TOTAL	Thereof handed over to:			
		RO	AT	IT	NL
Afghanistan	45	45	-	-	-
Syria	10	10	-	-	-
Pakistan	9	8	1	-	-
Algeria	2	1	1	-	-
Morocco	2	2	-	-	-
Nigeria	2	-	-	2	-
Georgia	1	-	-	-	1
India	1	1	-	-	-
<b>TOTAL</b>	<b>72</b>	<b>67</b>	<b>2</b>	<b>2</b>	<b>1</b>

**Persons handed over from the SR to individual countries according to the Dublin regulation in 1<sup>st</sup> half of 2020 disaggregated by nationality**

Nationality	TOTAL	Thereof handed over to:
		IT
Gambia	1	1
<b>TOTAL</b>	<b>1</b>	<b>1</b>

---

AT- Austria      NL - Netherlands  
 BE - Belgium    NO - Norway  
 CZ - Czechia    RO – Romania  
 DE - Germany    SE – Sweden  
 IT - Italy

## 2.8.4 Police Detention Centres for Foreigners

### Activities of PDCF Medved'ov/Sečovce in 1<sup>st</sup> half of 2020 and 2021

Activity of PDCF	PDCF Medved'ov		PDCF Sečovce	
	1 <sup>st</sup> half of 2020	1 <sup>st</sup> half of 2021	1 <sup>st</sup> half of 2020	1 <sup>st</sup> half of 2021
Number of placements	29	250	143	268
Number of releases	4	199	126	223
Applications for issue of ETD	6	25	18	8
Applications for issue of ETD for other units	37	34	0	-
Number of ETDs issued for PDCF	1	4	2	1
Number of ETDs issued for other units	2	1	0	-
Escorts related to conducted returns	6	20	9	-
Removal by air with escort	1	24	4	-
Escorts by air of UMs from CH Diaľ Medzilaborce for the purpose of the Dublin transfer	-	-	-	-
Other escorts	29	117	62	-
Transports (from CZE to UKR)	-	-	9	14
Assistance by transport from AUT to POL	-	-	-	-

Note:

**Number of placements:** number of all placements (one person may be listed more than once),

**Number of releases:** number of releases according Art. 90/2/b of Act on stay of foreigners or due to reason of relocation to other PDCF (one person may be listed more than once).

### Number of placed foreigners (real number of persons) and outcomes of detention within the PDCF – return, release

		TOTAL	PDCF Medved'ov	PDCF Sečovce
1	Number of placed persons from the previous period remaining detained on 01/01/2021	184	79	105
2	Number of persons placed during 1 <sup>st</sup> half of 2021*	325	167	158
3	Number of placed persons remaining detained on 30/06/2021	96	51	45
<b>Number of released/returned persons from PDCF during 1<sup>st</sup> half of 2021 (1+2-3)</b>		<b>410</b>	<b>192</b>	<b>218</b>
Thereof **:	Readmission	-	-	-
	Dublin	72	28	44
	AVR	-	-	-
	Other way of return	40	19	21
	Released	298	145	153
Number of persons, who have applied for asylum during their detention in PDCF		<b>58</b>	<b>49</b>	<b>9</b>

\* one person is counted only once in respective PDCF, regardless number of their placement (release, new detention, repeated placement),

\*\* one person is counted only once in PDCF according the respective disaggregation, e. g. if the return was carried out according the readmission agreement, the person is counted only in the category "Readmission", not in the category "Other way of return"; or if the person was released and has been detained again, the repeated placement is not counted.

Note:

**Other way of return** – forced return (which is not a readmission, Dublin neither Assisted voluntary return) performed via External Air border BCP or External Land border BCP.

**Number of foreigners released/removed from PDCF Medved'ov in 1<sup>st</sup> half of 2021 by nationality**

Nationality	Number of released/returned foreigners	Readmission	Dublin	AVR	Other way of return	Released
Afghanistan	66	-	18	-	1	47
Morocco	47	-	-	-	-	47
Syria	19	-	-	-	-	19
Algeria	12	-	-	-	2	10
Pakistan	10	-	7	-	-	3
Serbia	6	-	-	-	6	-
Cameroon	5	-	-	-	-	5
Bosnia and	3	-	-	-	3	-
Tunisia	3	-	-	-	-	3
Bangladesh	2	-	-	-	-	2
Ghana	2	-	-	-	-	2
India	2	-	1	-	-	1
Iran	2	-	-	-	1	1
Libya	2	-	-	-	-	2
Nigeria	2	-	2	-	-	-
Turkey	2	-	-	-	2	-
Albania	1	-	-	-	1	-
Comoros	1	-	-	-	-	1
Egypt	1	-	-	-	-	1
Georgia	1	-	-	-	1	-
North Macedonia	1	-	-	-	1	-
Somalia	1	-	-	-	-	1
Ukraine	1	-	-	-	1	-
<b>TOTAL</b>	<b>192</b>	<b>0</b>	<b>28</b>	<b>0</b>	<b>19</b>	<b>145</b>

**Number of foreigners released/removed from PDCF Sečovce in 1<sup>st</sup> half of 2021 by nationality**

Nationality	Number of released/returned foreigners	Readmission	Dublin	AVR	Other way of return	Released
Afghanistan	136	-	27	-	8	101
Syria	30	-	10	-	2	18
Morocco	14	-	3	-	3	8
Pakistan	14	-	2	-	-	12
Algeria	10	-	1	-	2	7
Cameroon	6	-	-	-	2	4
Bangladesh	3	-	-	-	3	-
Comoros	1	-	-	-	-	1
Georgia	1	-	1	-	-	-
Iran	1	-	-	-	1	-
Kazakhstan/Germany	1	-	-	-	-	1
Togo	1	-	-	-	-	1
<b>TOTAL</b>	<b>218</b>	<b>0</b>	<b>44</b>	<b>0</b>	<b>21</b>	<b>153</b>



## 2.8.5 Return Decisions and Effective Returns

### Overview of return decisions issued in 1<sup>st</sup> half of 2021

Nationality	TOTAL	Illegal migration		Other	
		AR	JR	AR	JR
Ukraine	107	71	14	3	19
Morocco	56	55	1	-	-
Serbia	27	20	5	-	2
Syria	19	19	-	-	-
Georgia	10	10	-	-	-
India	9	9	-	-	-
Algeria	8	8	-	-	-
Bangladesh	8	8	-	-	-
Turkey	8	8	-	-	-
Bosnia and Herzegovina	7	6	1	-	-
Dominican Republic	6	6	-	-	-
Iraq	5	5	-	-	-
Sri Lanka	5	5	-	-	-
Libya	4	4	-	-	-
Afghanistan	2	2	-	-	-
China	2	2	-	-	-
Nepal	2	2	-	-	-
North Macedonia	2	-	1	1	-
Albania	1	1	-	-	-
Austria	1	-	-	-	1
Cameroon	1	1	-	-	-
Democratic Republic of the Congo	1	1	-	-	-
Eritrea	1	1	-	-	-
Iran	1	1	-	-	-
Montenegro	1	1	-	-	-
Nigeria	1	-	1	-	-
Palestine	1	1	-	-	-
Romania	1	-	-	-	1
Tunisia	1	1	-	-	-
United States, USA	1	1	-	-	-
Viet Nam	1	1	-	-	-
<b>TOTAL</b>	<b>300</b>	<b>250</b>	<b>23</b>	<b>4</b>	<b>23</b>

## Overview of return decisions issued in 1<sup>st</sup> half of 2020

Nationality	TOTAL	Illegal migration		Other	
		AR	JR	AR	JR
Ukraine	233	177	38	3	15
Serbia	32	25	2	-	5
Moldova	28	2	25	-	1
Georgia	24	19	2	2	1
Bangladesh	19	16	3	-	-
Syria	18	17	1	-	-
Morocco	9	9	-	-	-
Romania	9	-	2	-	7
Afghanistan	8	8	-	-	-
North Macedonia	7	6	-	-	1
India	6	6	-	-	-
Bosnia and Herzegovina	5	4	1	-	-
Egypt	4	4	-	-	-
Poland	4	-	-	1	3
Russian Federation	4	4	-	-	-
China	3	3	-	-	-
Algeria	2	2	-	-	-
Croatia	2	-	-	2	-
Israel	2	2	-	-	-
Montenegro	2	2	-	-	-
Nigeria	2	1	1	-	-
Turkey	2	2	-	-	-
United States, USA	2	2	-	-	-
Uzbekistan	2	2	-	-	-
Albania	1	-	1	-	-
Austria	1	-	-	-	1
Belarus	1	-	-	1	-
Belgium	1	-	1	-	-
France	1	-	-	-	1
Hungary	1	-	1	-	-
Chile	1	1	-	-	-
Iran	1	1	-	-	-
Iraq	1	1	-	-	-
Kazakhstan	1	1	-	-	-
Mexico	1	1	-	-	-
Mongolia	1	1	-	-	-
Pakistan	1	1	-	-	-
Palestine	1	1	-	-	-
Viet Nam	1	1	-	-	-
<b>TOTAL</b>	<b>444</b>	<b>322</b>	<b>78</b>	<b>9</b>	<b>35</b>

### Note:

Overview contains information on to how many foreigners a decision on removal (AR or JR) as issued during the reference period (more than 1 decision might be issued to one person), regardless of the date they have been detained.

- **Illegal migration AR/JR** – foreigners to whom the decision on administrative or judicial removal (AR, JR) was issued for the reasons related to illegal migration (IBC and IS)

- **Other** – foreigners to whom a decision on administrative or judicial removal (AR, JR) has been issued for the reasons, which do not relate to illegal migration (breach or not fulfilling general legal conditions with no connections to illegal migration).

Nationality of each foreigner in the overview is that one, he/she reported during removal procedure in the SR.

#### Overview of effective returns from the SR in 1<sup>st</sup> half of 2021

Nationality	TOTAL	AR		JR	
		of illegal migration	other	of illegal migration	other
Ukraine	74	39	1	14	20
Serbia	10	5	-	4	1
Turkey	9	7	-	2	-
Bangladesh	7	7	-	-	-
Dominican Republic	6	6	-	-	-
Syria	6	6	-	-	-
Iraq	5	5	-	-	-
Georgia	4	4	-	-	-
India	4	4	-	-	-
Libya	4	4	-	-	-
Bosnia and Herzegovina	3	1	-	2	-
Algeria	2	2	-	-	-
Czechia	2	-	-	-	2
Morocco	2	2	-	-	-
Nepal	2	2	-	-	-
Afghanistan	1	1	-	-	-
Albania	1	1	-	-	-
Eritrea	1	1	-	-	-
Iran	1	1	-	-	-
Romania	1	-	-	-	1
<b>TOTAL</b>	<b>145</b>	<b>98</b>	<b>1</b>	<b>22</b>	<b>24</b>

### Overview of effective returns from the SR in 1<sup>st</sup> half of 2020

Nationality	TOTAL	AR		JR	
		of illegal migration	other	of illegal migration	other
Ukraine	198	144	1	38	15
Moldova	24	2	-	21	1
Serbia	12	5	-	3	4
Georgia	11	8	-	2	1
Romania	9	-	-	2	7
Bangladesh	8	8	-	-	-
India	5	5	-	-	-
Morocco	4	4	-	-	-
North Macedonia	4	4	-	-	-
Poland	4	-	-	-	4
China	3	2	-	1	-
Nigeria	3	1	-	2	-
Uzbekistan	2	2	-	-	-
Albania	1	-	-	1	-
Algeria	1	1	-	-	-
Austria	1	-	-	-	1
Belgium	1	-	-	1	-
Bosnia and Herzegovina	1	-	-	1	-
Egypt	1	1	-	-	-
France	1	-	-	-	1
Hungary	1	-	-	1	-
Kazakhstan	1	1	-	-	-
Mexico	1	1	-	-	-
Montenegro	1	1	-	-	-
Netherlands	1	-	-	-	1
Russian Federation	1	1	-	-	-
Turkey	1	-	-	1	-
<b>TOTAL</b>	<b>301</b>	<b>191</b>	<b>1</b>	<b>74</b>	<b>35</b>

**Note:**

The overview contains number of all executions of decisions of administrative or judiciary removal from the SR (process of return of foreigner – regardless whether voluntary or forced), that took place within the reference period, regardless when the person has been apprehended and regardless, when the decision was issued. The overview also contains executions of removal decisions issued by other Member State. The nationality listed is that one valid by the time of execution of the decision.

**Effective returns from the territory of the SR disaggregated by the country of return in 1<sup>st</sup> half of 2020 and 2021**

	TOTAL	OF ILLEGAL MIGRATION		OTHER	
		to a third country	to a Member State	to a third country	to a Member State
1 <sup>st</sup> half of 2020	301	258	7	12	24
1 <sup>st</sup> half of 2021	145	116	4	22	3

**Effective returns of illegal migrants from the territory of the SR to a third country in 1<sup>st</sup> half of 2021 by the type of return**

Nationality	TOTAL	FORCED RETURNS				VOLUNTARY RETURNS		
		via external land border	via internal land border	by air	Joint return operation	Voluntary departure		Assisted voluntary return (IOM)
						after fulfilling obligation to leave the SR	at BCPs - departing from the SR	
Ukraine	53	28	-	-	-	23	1	1
Turkey	9	7	-	2	-	-	-	-
Serbia	8	-	1	4	-	-	-	3
Bangladesh	7	7	-	-	-	-	-	-
Dominican Republic	6	6	-	-	-	-	-	-
Syria	6	6	-	-	-	-	-	-
Iraq	5	5	-	-	-	-	-	-
Georgia	4	3	-	1	-	-	-	-
India	4	4	-	-	-	-	-	-
Libya	4	4	-	-	-	-	-	-
Bosnia and Herzegovina	3	-	-	3	-	-	-	-
Nepal	2	2	-	-	-	-	-	-
Afghanistan	1	-	-	-	1	-	-	-
Albania	1	-	-	1	-	-	-	-
Eritrea	1	1	-	-	-	-	-	-
Iran	1	-	1	-	-	-	-	-
Morocco	1	1	-	-	-	-	-	-
<b>TOTAL</b>	<b>116</b>	<b>74</b>	<b>2</b>	<b>11</b>	<b>1</b>	<b>23</b>	<b>1</b>	<b>4</b>

**Effective returns of illegal migrants from the territory of the SR to a third country in 1<sup>st</sup> half of 2020 by the type of return**

Nationality	TOTAL	FORCED RETURNS			VOLUNTARY RETURNS		
		via external land border	via internal land border	by air	Voluntary departure		Assisted voluntary return (IOM)
					after fulfilling obligation to leave the SR	at BCPs - departing from the SR	
Ukraine	182	43	-	-	26	112	1
Moldova	22	21	-	-	-	1	-
Bangladesh	8	8	-	-	-	-	-
Georgia	8	-	-	-	-	2	6
Serbia	8	-	1	4	1	-	2
India	5	5	-	-	-	-	-
North Macedonia	4	-	-	-	1	-	3
China	3	-	1	-	-	-	2
Morocco	3	-	-	-	-	-	3
Algeria	2	1	-	-	-	-	1
Nigeria	2	-	-	2	-	-	-
Uzbekistan	2	2	-	-	-	-	-
Bosnia and Herzegovina	1	-	-	1	-	-	-
Egypt	1	-	-	-	-	-	1
Hungary	1	1	-	-	-	-	-
Kazakhstan	1	-	-	-	-	1	-
Mexico	1	-	-	-	-	-	1
Montenegro	1	-	-	1	-	-	-
Romania	1	1	-	-	-	-	-
Russian Federation	1	-	-	-	-	1	-
Turkey	1	-	-	1	-	-	-
<b>TOTAL</b>	<b>258</b>	<b>82</b>	<b>2</b>	<b>9</b>	<b>28</b>	<b>117</b>	<b>20</b>

Notes:

**Forced return to the third country** is execution of decision on administrative or judiciary removal by the escort carried out by the unit of PF: a) via external land border, b) via internal land border or c) by air to the third country. This kind of execution of decision on AR/JR can also be a readmission, if the person is handed over according the readmission agreement.

**Voluntary departure to the third country** is: a) voluntary fulfilling the obligation to leave the territory of the SR within the period mentioned in the decision on AR due to IS detected inland (fulfilling of obligation is recorded at the BCP; or b) leave of the territory of the SR due to IS detected at the BCP at departure from SR, for which a decision on AR has been issued.

**Effective returns of illegal migrants from the territory of the SR to other Member State in 1<sup>st</sup> half of 2021 by the type of return**

Nationality	TOTAL	Readmission	Dublin regulation	Other way of effective return
Algeria	2	-	-	2
Morocco	1	-	-	1
Serbia	1	-	-	1
<b>TOTAL</b>	<b>4</b>	<b>0</b>	<b>0</b>	<b>4</b>

**Effective returns of illegal migrants from the territory of the SR to other Member State in 1<sup>st</sup> half of 2020 by the type of return**

Nationality	TOTAL	Readmission	Dublin regulation	Other way of effective return
Georgia	2	-	-	2
Romania	2	-	-	2
Albania	1	-	-	1
Belgium	1	-	-	1
Nigeria	1	1	-	-
<b>TOTAL</b>	<b>7</b>	<b>1</b>	<b>0</b>	<b>6</b>

**Note:**

Types of return in accordance with readmission agreement and Dublin regulation are considered as forced returns.

Effective returns in accordance with Dublin Regulation regard only those Dublin transfers based on decisions on administrative or judiciary returns.

**Other way of effective return** – execution of decision on AR or JR might be carried out as: a) escort by Police unit to the territory of other member state, if the foreigner, to whom a decision on AR/JR was issued, has valid residence permit or is authorized to stay on the territory of respective member state (country of return) or based on European arrest warrant; b) as voluntarily fulfilling the obligation to leave within the period stated in the decision on AR to a member state out of Schengen area based on detection of unauthorized stay inland or at the BCP when departing from the territory of SR.

## 2.9 Unauthorized Transport of Cigarettes through External Border

Overview of number of detected smuggled cigarettes through the external border - (§ 279 CC) by individual months of 1<sup>st</sup> half of 2021

Month	TOTAL number of cigarettes	Land border			Airports		
		TOTAL	Thereof:		TOTAL	Thereof:	
			from SR	to SR		from SR	to SR
January	0	-	-	-	-	-	-
February	0	-	-	-	-	-	-
March	19 200	19 200	-	19 200	-	-	-
April	12 600	12 600	-	12 600	-	-	-
May	340 000	340 000	-	340 000	-	-	-
June	23 400	23 400	-	23 400	-	-	-
<b>TOTAL</b>	<b>395 200</b>	<b>395 200</b>	<b>0</b>	<b>395 200</b>	<b>0</b>	<b>0</b>	<b>0</b>

Smuggled cigarettes detected by units of DBFP Sobrance in 1<sup>st</sup> half of 2021 by place of detection

		Number of cases	Number of cigarettes	Value in €
<b>Cigarettes detected at BCPs</b>		<b>1</b>	<b>340 000</b>	<b>56 622,24</b>
Thereof:	In trains	1	340 000	56 622,24
<b>Cigarettes detected Inland</b>		<b>6</b>	<b>55 200</b>	<b>8 804,59</b>
Thereof:	In forest	6	55 200	8 804,59
<b>TOTAL</b>		<b>7</b>	<b>395 200</b>	<b>65 426,83</b>



**Smuggled cigarettes detected by individual units of DBFP Sobrance in 1<sup>st</sup> half of 2021 by place of detection**

		<b>Number of cases</b>	<b>Number of cigarettes</b>	<b>Value in €</b>
<b>BCU PF Zboj</b>		<b>0</b>	<b>-</b>	<b>-</b>
<b>BCU PF Topoľa</b>		<b>0</b>	<b>-</b>	<b>-</b>
<b>BCU PF Ulič</b>		<b>0</b>	<b>-</b>	<b>-</b>
<b>BCU PF Vyšné Nemecké</b>		<b>2</b>	<b>24 000</b>	<b>4 151,35</b>
Thereof:	In forest	2	24 000	4 151,35
<b>BCU PF Ubl'a</b>		<b>1</b>	<b>12 600</b>	<b>1 467,9</b>
Thereof:	In forest	1	12 600	1 467,9
<b>BCU PF Podhorod'</b>		<b>0</b>	<b>-</b>	<b>-</b>
<b>BCU PF Petrovce</b>		<b>0</b>	<b>-</b>	<b>-</b>
<b>BCU PF Maťovské Vojkovce</b>		<b>3</b>	<b>350 000</b>	<b>58 319,87</b>
Thereof:	In trains	1	340 000	56 622,24
	In forest	2	10 000	1 697,63
<b>BCU PF Veľké Slemence</b>		<b>0</b>	<b>-</b>	<b>-</b>
<b>BCU PF Čierna nad Tisou</b>		<b>0</b>	<b>-</b>	<b>-</b>
<b>MIU PF DBFP Sobrance</b>		<b>1</b>	<b>8 600</b>	<b>1 487,71</b>
Thereof:	In forest	1	8 600	1 487,71
<b>TOTAL</b>		<b>7</b>	<b>395 200</b>	<b>65 426,83</b>

## 2.10 Positive Hits in Police Databases

Overview of number of apprehended persons, vehicles and items based on searching in police databases in 1<sup>st</sup> half of 2021

			TOTAL	Thereof:			
				DBFP Bratislava	DBFP B. Bystrica	DBFP Prešov	DBFP Sobrance
persons	TOTAL		146	15	1	20	110
	SIS	Third country nationals	95	5	1	6	83
		EU nationals	33	6	-	5	22
	PATROS and INTERPOL	Third country nationals	6	-	-	2	4
		EU nationals	12	4	-	7	1
transport means	TOTAL		13	0	0	0	13
	PATRMV and INTERPOL		0	-	-	-	-
	SIS		13	-	-	-	13
items (incl. documents)	TOTAL		390	34	0	26	330
	PATRDOC and INTERPOL		288	29	-	24	235
	SIS		102	5	-	2	95
persons, transport means and items	TOTAL		4	0	0	0	4
	IBO		4	-	-	-	4

Overview of number of apprehended persons, vehicles and items based on searching in police databases in 1<sup>st</sup> half of 2020

			Total	Thereof:			
				DBFP Bratislava	DBFP B. Bystrica	DBFP Prešov	DBFP Sobrance
persons	Total		525	83	1	26	415
	SIS	Third country nationals	387	22	1	7	357
		EU nationals	94	45	-	14	35
	PATROS and INTERPOL	Third country nationals	22	-	-	-	22
		EU nationals	22	16	-	5	1
transport means	Total		14	0	0	0	14
	PATRMV and INTERPOL		1	-	-	-	1
	SIS		13	-	-	-	13
items (incl. documents)	Total		207	41	0	5	161
	PATRDOC and INTERPOL		126	26	-	3	97
	SIS		81	15	-	2	64
persons, transport means and items	Total		5	0	0	0	5
	IBO		5	-	-	-	5



**Processed by :**

**Risk Analysis and Coordination Department  
Bureau of Border and Foreign Police  
Presidium of the Police Force**

**Ružinovská 1/B, 812 72 Bratislava**  
**Tel: +421961050770, Fax: +421961059170**  
**Email: [uhcp@minv.sk](mailto:uhcp@minv.sk)**  
**[oark.uhcp@minv.sk](mailto:oark.uhcp@minv.sk)**  
**Internet: <http://www.minv.sk/?rocenky>**  
**Intranet: <http://info.minv.sk/pz/uhcp/>**