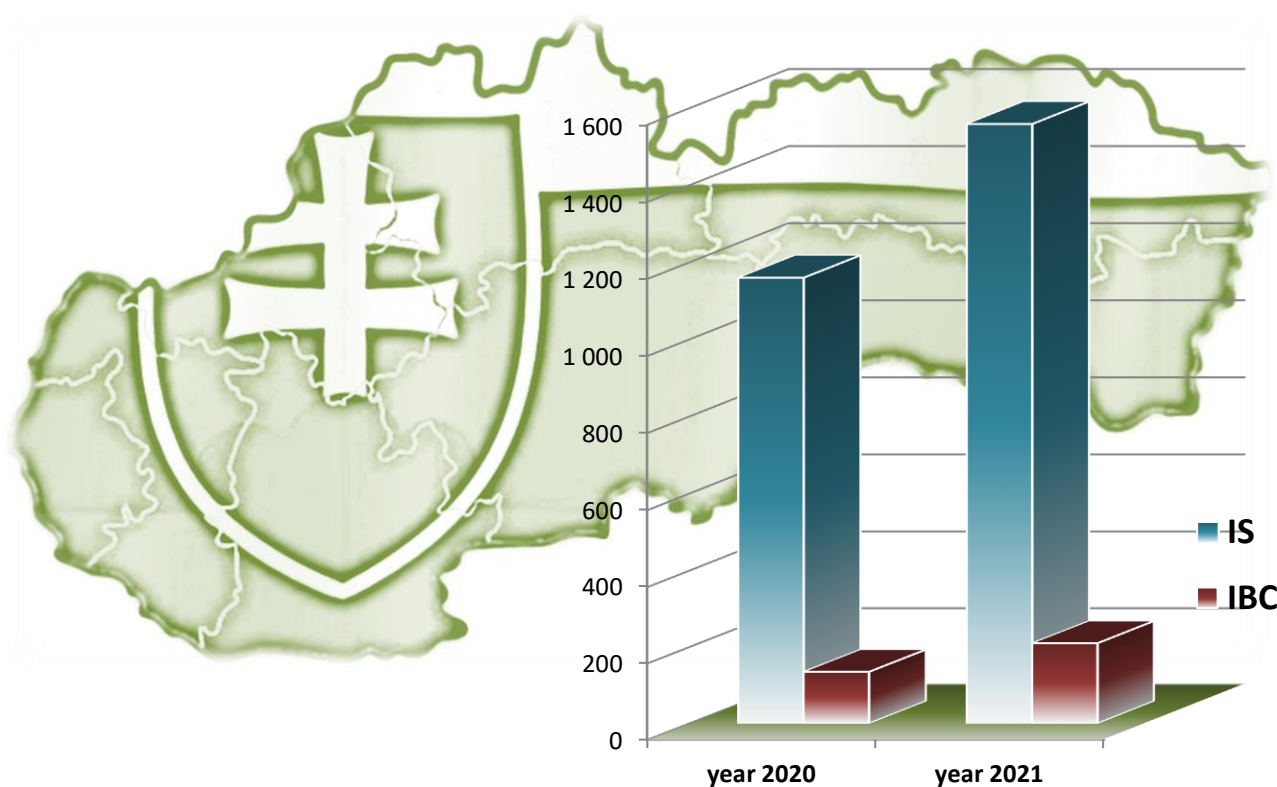


**Presidium of the Police Force**

**Bureau of Border and Foreign Police**

# **Statistical Overview of Legal and Illegal Migration of Foreigners in Slovakia**



# **2021**

## CONTENT

<b>1</b>	<b>LEGAL MIGRATION.....</b>	<b>6</b>
1.1	Legal Migration by Border Type .....	6
1.2	Stay of Foreigners in the Slovak Republic.....	8
1.3	Visas.....	20
<b>2</b>	<b>ILLEGAL MIGRATION.....</b>	<b>25</b>
2.1	Illegal Crossings of State Border of the Slovak Republic.....	31
2.2	Illegal Stay on the Territory of the Slovak Republic .....	41
2.3	Unaccompanied Minors Apprehended for IBC and IS .....	63
2.4	Asylum Applications.....	65
2.5	False Travel, Residence and Other Documents.....	69
2.6	Refusal of Entry .....	74
2.7	Facilitation of Illegal Migration and Trafficking in Human Beings .....	80
2.8	Return Policy and Persons Taken Over to the SR.....	84
2.8.1	Readmission .....	84
2.8.2	Assisted Voluntary Returns .....	87
2.8.3	Dublin Transfers.....	88
2.8.4	Police Detention Centres for Foreigners.....	90
2.8.5	Return Decisions and Effective Returns .....	93
2.9	Unauthorized Transport of Cigarettes through External Border .....	101
2.10	Positive Hits in Police Databases.....	103

## LIST OF ABBREVIATIONS

AR – administrative removal  
AU PF – Asylum Unit of the Police Force  
AVR – assisted voluntary return via International Organization for Migration  
BBFP – Bureau of Border and Foreign Police  
BCP – Border Crossing Point  
BCS – Border Crossing Stamp  
BCU PF – Border Control Unit of the Police Force  
CC – Criminal Code  
CH – children's home  
CVAD – Central Visa Authority Department  
DAU – Document Analysis Unit  
DBFP – Directorate of Border and Foreign Police  
ETD – Emergency Travel Document  
EU – European Union  
FPD – Foreign Police Department of the Bureau of Border and Foreign Police  
FPU PF – Foreign Police Unit of the Police Force  
IBC – Illegal Border Crossing  
IBO – Registry of blocked persons, vehicles and items at the Border Crossing Points  
IDC – Identity Card  
IOM – International Organization for Migration  
IS – Illegal Stay  
JR – Judicial Removal  
MFA – Ministry of Foreign and European Affairs of the SR  
MIU PF – Mobile Intervention Unit of the Police Force  
MO MOI – Migration Office of the Ministry of Interior of the SR  
MOI – Ministry of Interior of the SR  
MU PF – Mobile Unit of the Police Force  
NUCIM – National Unit for Combating Illegal Migration  
NVIS – National Visa Information System  
P PF – Presidium of the Police Force  
PATRDOC – Registry of Stolen and Lost Documents  
PATRMV – Registry of stolen vehicles  
PATROS – Registry of Wanted and Missing Persons  
PDCF – Police Detention Centre for Foreigners  
PF – Police Force  
RP – Residence Permit  
SIS – Schengen Information System  
SR – the Slovak Republic  
TD – travel document  
UM - unaccompanied minor  
VIS – Visa Information System

## DEFINITIONS OF TERMS USED

**a) Internal borders** - are sections of the state border of the SR, which represent the common land borders among the member states of Schengen area – what comprises sections of the state border of the SR with Austria, Hungary, Czechia, Poland and airports for intra-Schengen flights (flights to territory of member states or from their territory only, and without landing on a territory of third country).

**b) External borders** - are sections of the state border of the SR, which represent the common land border with non-member state, and airports, if they are not internal borders; what comprises **land border** – state border of the SR with Ukraine, and **airports**.

**c) Illegal border crossing – external border (land, air)** – this category includes all cases of foreigners, who attempted to cross or crossed the SR border illegally, regardless of direction, wherein the time period between crossing and apprehension is less than 48 hours and they were apprehended by the police patrol performing border control tasks. This category also includes cases of readmission with foreigners apprehended out of the SR territory by a foreign authority, and they were returned to the SR according to readmission agreements after IBC from the SR.

During temporary reintroduction of border controls at internal border, the IBC category also includes the cases at the internal border, when third country nationals are apprehended by the Slovak police patrol during random controls of intra-Community flights or during controls of internal land border.

**d) Illegal stay on territory of the SR** – this category includes foreigners who were found illegally on the territory of the SR, their stay is not in compliance with the national legislation and/or international agreements; regardless the fact of entering SR legally or illegally, or this was detected during border checks at the point of departure from SR, except of IBC attempt.

### Disaggregation of illegal stay:

#### - Inland:

- **After legal entry to the SR** – this category includes foreigners who were apprehended inland for their illegal stay and who had entered (could enter) the territory of the SR legally, but at the time of detection it came out that they were staying illegally within the territory of the SR (overstayers with expired visa or residence permit, illegal work),
- **After illegal entry to the SR** – this category includes foreigners who were apprehended inland for illegal stay and who had entered the territory of the SR illegally across the external or internal border; cases of **secondary transit migration** (secondary migration of foreigners within the Schengen territory, always after illegal entry into the territory of the Slovak Republic and almost exclusively after previous illegal entry into Schengen with the intention to transit through our territory in the direction to the destination country) are also included,
- **After unknown entry to the SR** – this category includes foreigners who were apprehended inland for illegal stay, but there is no evidence whether their entry to the SR was legal or illegal,

- **At the BCP at exit from the SR** broken down to land border and airports (extra-Schengen flights) – this category includes foreigners whose illegal stay was detected during border check at BCP when exiting the territory of the SR to a third country,

- **After return from another Member State** – this category includes foreigners who were apprehended outside the territory of the SR by an authority of other country and who were returned to the SR according to the Dublin Regulation and who have not previously been

apprehended on the territory of the SR for illegal stay or according to readmission agreements, or other agreements<sup>1</sup>,

**e) Refusal of entry to a third country national** – this category includes third country nationals (except of family members of EU nationals) who were refused to enter the territory of the SR due to reasons listed in Article 14 of the Regulation (EU) 2016/399 of the European Parliament and of the Council of 9 March 2016 on a Union Code on the rules governing the movement of persons across borders (Schengen Borders Code),

**f) Foreigner** – A foreigner shall be understood as everyone who is not the state citizen of the Slovak Republic,

**g) EU national** - is everyone who is not a SR national and who is a Member State national (Member State is an EU Member State, other state that is the part of the Agreement on European Economic Area and Switzerland),

**h) Third country national** - is everyone who is not the SR national and not the EU national (this category also includes stateless persons),

**i) Illegal migrant** - is a person apprehended for illegal state border crossing or illegal stay,

**j) Readmission related to illegal migration** – is handing over and taking over of foreigners according to readmission agreements if this person previously crossed the state border of the SR illegally or stayed within the territory of the SR illegally after illegal entry,

**k) Visa** – means an authorization issued by a Member State of the Schengen area with a view to transit through or an intended stay in the territory of one Member State or several Member States. The type of the visa is defined as follows:

- **Schengen visa type C (uniform visa, visa with limited territorial validity)** – means an authorization issued by a Member State of the Schengen area to transit through or an intended stay in the territory of the Member States of a duration of no more than 90 days in any 180 days period and to transit through the international transit areas of airports of the Member States,

- **National visa type D (long-term visa)** – means an authorization issued by a Member State of the Schengen area which is required for entry with a view to intended stay in the territory of this Member State for a period of more than three months, but not more than one year.

---

<sup>1</sup> e. g. Convention on International Civil Aviation

# 1 LEGAL MIGRATION

## 1.1 Legal Migration by Border Type

Overview of persons and vehicles having crossed the external borders legally at border crossing points by the direction of crossing in 2020 and 2021

			2020		2021	
			from SR	to SR	from SR	to SR
LAND BORDER	Number of persons by direction of crossing in total		400 273	379 000	485 906	365 812
	Thereof:	EU nationals and Slovak nationals	64 365	65 257	68 162	62 767
		Third country nationals	335 908	313 743	417 744	303 045
	Total number of persons		779 273		851 718	
	Total number of vehicles by direction of crossing		140 061	127 192	177 559	153 338
	Thereof:	Passenger cars	85 013	73 850	119 202	103 468
		Buses	2 112	2 219	1 959	1 619
		Trucks	48 032	46 181	50 088	41 931
		Passenger trains	1 020	1 020	1 465	1 465
		Cargo trains	3 884	3 922	4 845	4 855
Total number of vehicles		267 253		330 897		
AIRPORTS	Total number of persons by direction of crossing		199 780	191 841	203 280	195 916
	Thereof:	EU nationals and Slovak nationals	160 986	155 056	169 296	162 272
		Third country nationals	38 794	36 785	33 984	33 644
	Total number of persons		391 621		399 196	
	Total number of aircrafts by direction of crossing		2 480	2 573	3 036	3 043
	Total number of aircrafts		5 053		6 079	
Total number of persons			1 170 894		1 250 914	
Total number of vehicles			272 306		336 976	

Note:

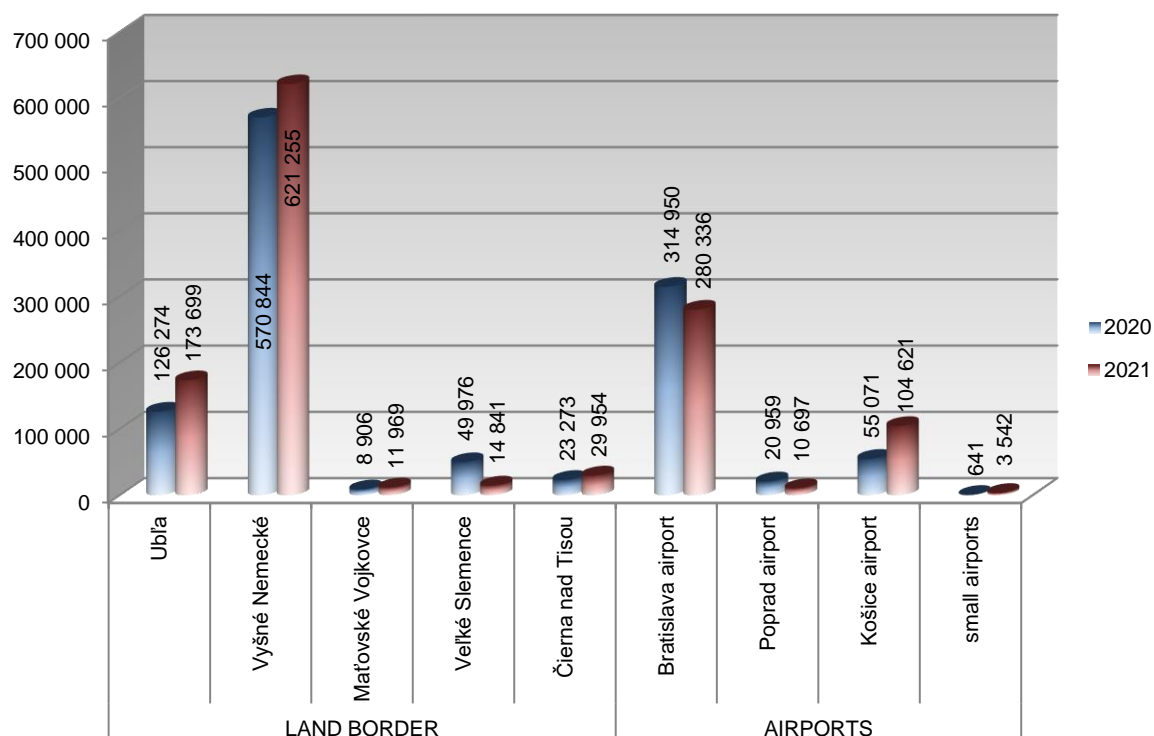
In case of airports, only aircrafts and passengers of non-Schengen flights are included.

## Overview of persons and vehicles having crossed the external border legally by individual BCPs in 2020 and 2021

		2020		2021	
		Persons	Vehicles	Persons	Vehicles
LAND BORDER	Ubl'a	126 274	32 088	173 699	46 647
	Vyšné Nemecké	570 844	225 319	621 255	271 620
	Maťovské Vojkovce	8 906	4 320	11 969	5 817
	Veľké Slemence	49 976	-	14 841	-
	Čierna nad Tisou	23 273	5 526	29 954	6 813
AIRPORTS	Bratislava airport	314 950	4 195	280 336	4 550
	Poprad airport	20 959	255	10 697	265
	Košice airport	55 071	438	104 621	1 028
	Small airports*	641	165	3 542	236
TOTAL		1 170 894	272 306	1 250 914	336 976

\* small airports (airports Piešťany, Sliač, Nitra, Žilina, Prievidza and Jasná are BCPs at small airports in line with in line with the Annex 4 of the Practical Handbook for Border Guards (Schengen Handbook))

## Overview of persons having crossed the external border legally by individual BCPs in 2020 and 2021



## 1.2 Stay of Foreigners in the Slovak Republic

### Number of valid residence permits for foreigners on 31/12/2020 and on 31/12/2021

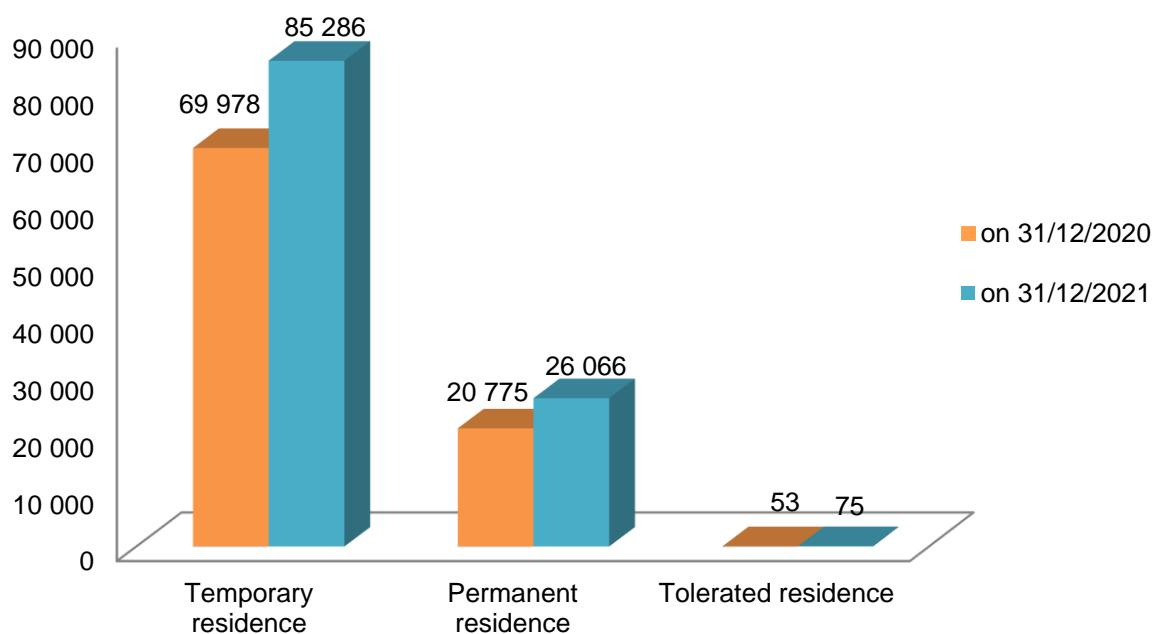
Nationality type	on 31/12/2020	on 31/12/2021
Third country nationals	90 806	111 427
EU nationals	59 206*	56 092
<b>TOTAL</b>	<b>150 012</b>	<b>167 519</b>

\*including UK nationals

### Number of valid residence permits for third country nationals on 31/12/2020 and on 31/12/2021 by the type of residence

Type of residence	on 31/12/2020	on 31/12/2021
Temporary residence	69 978	85 286
Permanent residence	20 775	26 066
Tolerated residence	53	75
<b>TOTAL</b>	<b>90 806</b>	<b>111 427</b>

### Number of valid residence permits for third country nationals on 31/12/2020 and on 31/12/2021 by the type of residence





### Number of valid residence permits for third country nationals on 31/12/2021 - TOP 40

Nationality	on 31/12/2021			
	Total number of permits	Thereof:		
		Temporary	Permanent	Tolerated
Ukraine	56 480	49 131	7 346	3
Serbia	16 331	15 278	1 053	-
Viet Nam	7 235	5 176	2 059	-
Russian Federation	6 389	3 366	3 021	2
United Kingdom	2 795	27	2 768	-
China	2 697	787	1 910	-
Macedonia	1 940	1 226	714	-
Korean Republic	1 421	743	678	-
Iran	1 141	855	286	-
Bosnia and Herzegovina	1 070	914	156	-
United States, USA	1 054	340	714	-
Georgia	1 036	972	64	-
India	1 027	809	218	-
Turkey	930	569	360	1
Belarus	816	566	250	-
Kazakhstan	786	605	181	-
Thailand	524	268	256	-
Albania	446	206	240	-
Israel	425	327	98	-
Moldova	400	312	88	-
Kyrgyzstan	390	366	24	-
Syria	388	204	182	2
Egypt	383	117	265	1
Afghanistan	321	119	148	54
Philippines	307	176	131	-
Brazil	275	132	143	-
Mexico	248	73	175	-
Japan	240	148	92	-
Iraq	200	56	144	-
Nigeria	184	64	119	1
Canada	177	67	110	-
Tunisia	168	3	165	-
Armenia	163	81	80	2
Azerbaijan	157	108	49	-
Lebanon	146	37	109	-
Montenegro	144	125	19	-
Libya	143	52	90	1
Australia	139	15	124	-
Uzbekistan	132	89	43	-
Areas not elsewhere specified (Kosovo)	131	38	93	-
Other nationalities	2 048	739	1 301	8
<b>TOTAL</b>	<b>111 427</b>	<b>85 286</b>	<b>26 066</b>	<b>75</b>

### Number of valid residence permits for third country nationals on 31/12/2020 - TOP 40

Nationality	on 31/12/2020			
	Total number of permits	Thereof:		
		Temporary	Permanent	Tolerated
Ukraine	42 162	36 002	6 158	2
Serbia	16 005	15 068	937	-
Viet Nam	6 798	4 873	1 924	1
Russian Federation	5 658	2 974	2 682	2
China	2 695	862	1 833	-
Macedonia	1 675	1 015	660	-
Korean Republic	1 493	842	651	-
Iran	1 221	1 003	218	-
United States, USA	1 055	369	686	-
India	991	787	204	-
Bosnia and Herzegovina	901	753	148	-
Turkey	785	456	329	-
Georgia	741	688	53	-
Belarus	593	368	225	-
Kazakhstan	574	423	151	-
Thailand	481	256	225	-
Israel	383	295	88	-
Syria	359	189	167	3
Egypt	358	122	236	-
Afghanistan	314	148	130	36
Albania	313	123	190	-
Philippines	309	188	121	-
Moldova	283	205	78	-
Brazil	279	155	124	-
Japan	231	144	87	-
Mexico	228	69	159	-
Iraq	213	72	141	-
Kyrgyzstan	198	178	20	-
Nigeria	174	59	115	-
Canada	171	62	109	-
Tunisia	165	4	161	-
Libya	147	59	84	4
Lebanon	142	43	99	-
Armenia	141	74	67	-
Azerbaijan	139	101	38	-
Australia	131	14	117	-
Mongolia	120	103	17	-
Areas not elsewhere specified (Areas not elsewhere specified (Kosovo))	117	30	87	-
Palestine	103	46	57	-
Montenegro	95	78	17	-
Other nationalities	1 865	678	1 182	5
<b>TOTAL</b>	<b>90 806</b>	<b>69 978</b>	<b>20 775</b>	<b>53</b>

**Number of valid residence permits for third country nationals on 31/12/2020 and on 31/12/2021 by region and type of residence**

		on 31/12/2020	on 31/12/2021
<b>Bratislava region</b>		<b>33 497</b>	<b>38 945</b>
Thereof:	Temporary residence	25 269	28 555
	Permanent residence	8 227	10 386
	Tolerated residence	1	4
<b>Trnava region</b>		<b>11 713</b>	<b>13 805</b>
Thereof:	Temporary residence	9 734	11 270
	Permanent residence	1 977	2 533
	Tolerated residence	2	2
<b>Košice region</b>		<b>11 183</b>	<b>13 760</b>
Thereof:	Temporary residence	8 317	10 137
	Permanent residence	2 865	3 623
	Tolerated residence	1	-
<b>Nitra region</b>		<b>8 955</b>	<b>12 041</b>
Thereof:	Temporary residence	7 084	9 727
	Permanent residence	1 866	2 306
	Tolerated residence	5	8
<b>Prešov region</b>		<b>7 646</b>	<b>9 957</b>
Thereof:	Temporary residence	5 732	7 700
	Permanent residence	1 871	2 197
	Tolerated residence	43	60
<b>Žilina region</b>		<b>6 602</b>	<b>9 318</b>
Thereof:	Temporary residence	5 135	7 521
	Permanent residence	1 467	1 797
	Tolerated residence	-	-
<b>Trenčín region</b>		<b>6 192</b>	<b>7 718</b>
Thereof:	Temporary residence	5 021	6 254
	Permanent residence	1 171	1 464
	Tolerated residence	-	-
<b>Banská Bystrica region</b>		<b>5 018</b>	<b>5 883</b>
Thereof:	Temporary residence	3 686	4 122
	Permanent residence	1 331	1 760
	Tolerated residence	1	1
<b>TOTAL</b>		<b>90 806</b>	<b>111 427</b>
Thereof:	Temporary residence	69 978	85 286
	Permanent residence	20 775	26 066
	Tolerated residence	53	75

## Number of EU nationals with valid registration for residence on 31/12/2021

Nationality	on 31/12/2021
	Number of registrations
Czechia	12 562
Hungary	9 565
Romania	7 116
Poland	6 088
Germany	4 542
Italy	2 998
Austria	2 587
Bulgaria	1 603
France	1 562
Spain	1 264
Croatia	1 178
Greece	730
The Netherlands	606
Portugal	506
Norway	504
Belgium	395
Slovenia	381
Ireland	319
Sweden	308
Switzerland	297
Latvia	226
Dennmark	211
Lithuania	208
Finland	128
Estonia	56
Cyprus	52
Iceland	43
Malta	36
Luxembourg	19
Lichtenstein	2
<b>TOTAL</b>	<b>56 092</b>

**Number of EU nationals (including United Kingdom nationals) with valid registration for residence on 31/12/2020**

Nationality	on 31/12/2020
	Number of registrations
Czechia	12 246
Hungary	9 492
Romania	7 372
Poland	6 133
Germany	4 572
Italy	3 057
United Kingdom	2 828
Austria	2 563
Bulgaria	1 740
France	1 563
Spain	1 300
Croatia	1 274
Greece	805
The Netherlands	614
Portugal	500
Norway	498
Belgium	408
Slovenia	380
Sweden	302
Switzerland	297
Ireland	287
Latvia	215
Lithuania	209
Dennmark	205
Finland	133
Estonia	66
Cyprus	51
Iceland	45
Malta	33
Luxembourg	16
Lichtenstein	2
<b>TOTAL</b>	<b>59 206</b>

**Number of valid residence permits of foreigners by type of residence on 31/12/2021 – TOP 10**

Temporary residence		Permanent residence		Tolerated residence	
Nationality	number	Nationality	number	Nationality	number
Ukraine	49 131	Czechia	12 562	Afghanistan	54
Serbia	15 278	Hungary	9 565	Algeria	3
Viet Nam	5 176	Ukraine	7 346	Pakistan	3
Russian Federation	3 366	Romania	7 116	Ukraine	3
Macedonia	1 226	Poland	6 088	Armenia	2
Georgia	972	Germany	4 542	Russian Federation	2
Bosnia and Herzegovina	914	Russian Federation	3 021	Syria	2
Iran	855	Italy	2 998	Egypt	1
India	809	United Kingdom	2 768	Libya	1
China	787	Austria	2 587	Morocco	1
Other nationalities	6 772	Other nationalities	23 565	Other nationalities	3
<b>TOTAL</b>	<b>85 286</b>	<b>TOTAL</b>	<b>82 158</b>	<b>TOTAL</b>	<b>75</b>

**Number of valid residence permits of foreigners by type of residence on 31/12/2020 – TOP 10**

Temporary residence		Permanent residence		Tolerated residence	
Nationality	number	Nationality	number	Nationality	number
Ukraine	36 002	Czechia	12 246	Afghanistan	36
Serbia	15 068	Hungary	9 492	Libya	4
Viet Nam	4 873	Romania	7 372	Syria	3
Russian Federation	2 974	Ukraine	6 158	Ukraine	2
Macedonia	1 015	Poland	6 133	Russian Federation	2
Iran	1 003	Germany	4 572	Viet Nam	1
China	862	Italy	3 057	Algeria	1
Korean Republic	842	United Kingdom	2 828	Pakistan	1
India	787	Russian Federation	2 682	Morocco	1
Bosnia and Herzegovina	753	Austria	2 563	Bangladesh	1
Other nationalities	5 799	Other nationalities	22 878	Other nationalities	1
<b>TOTAL</b>	<b>69 978</b>	<b>TOTAL</b>	<b>79 981</b>	<b>TOTAL</b>	<b>53</b>

**Number of valid residence permits of third country nationals on 31/12/2020 and on 31/12/2021 by purpose of residence**

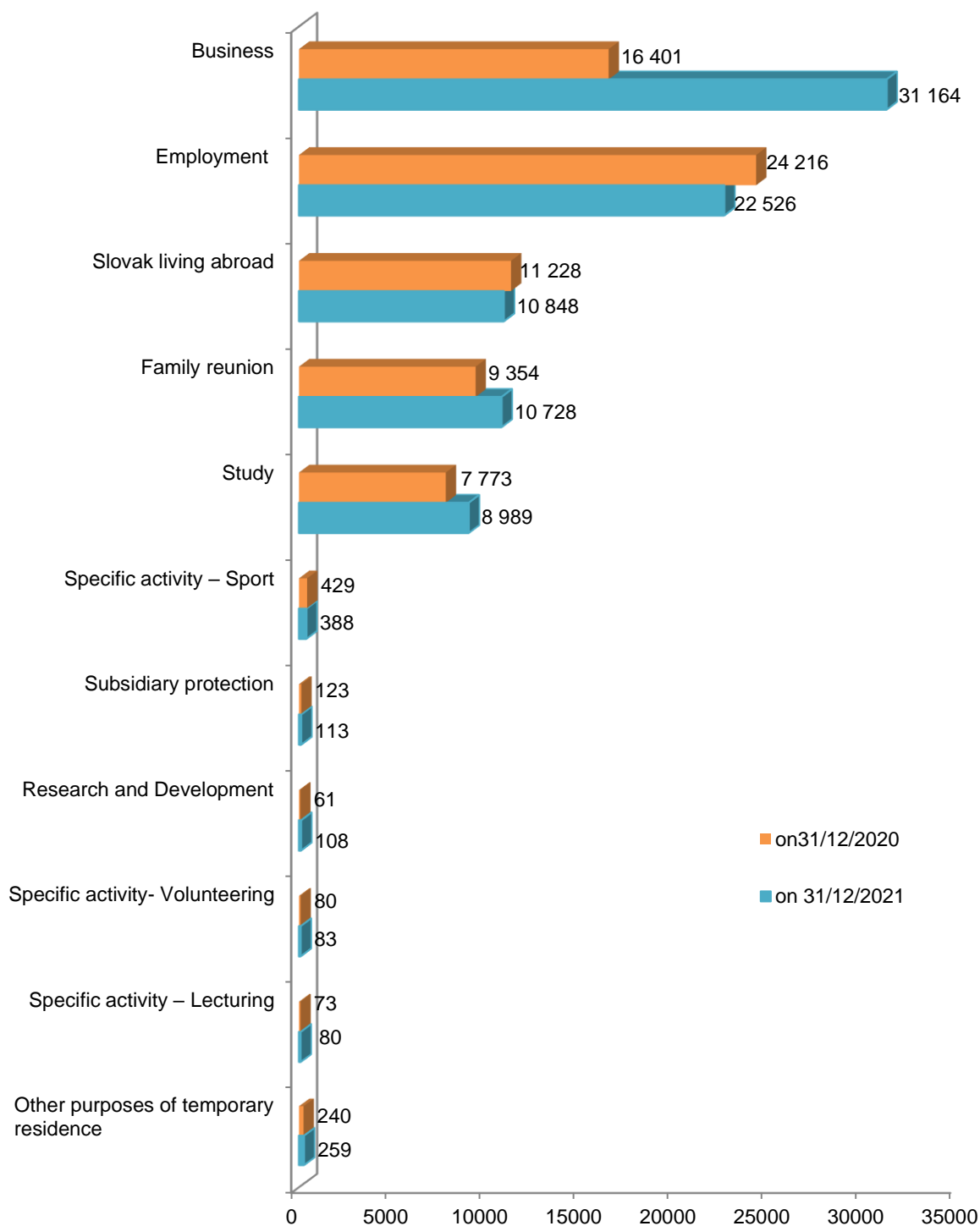
<b>Temporary residence</b>		
<b>Purpose of residence</b>	<b>on 31/12/2020</b>	<b>on 31/12/2021</b>
Employment	16 401	31 164
Business	24 216	22 526
Slovak living abroad	11 228	10 848
Family reunion	9 354	10 728
Study	7 773	8 989
Specific activity – Sport	429	388
Subsidiary protection	123	113
Research and Development	61	108
Specific activity- Volunteering	80	83
Specific activity – Lecturing	73	80
Other purposes of temporary residence	240	259
<b>TOTAL</b>	<b>69 978</b>	<b>85 286</b>

<b>Permanent residence</b>		
<b>Purpose of residence</b>	<b>on 31/12/2020</b>	<b>on 31/12/2021</b>
Long term residence	9 821	13 152
Permanent residence (unlimited)	6 014	6 351
Permanent residence (for 5 years)	3 164	4 620
Family member of EU national	1 216	1 262
Family member of EU national – permanent	277	385
Refugee	283	296
<b>TOTAL</b>	<b>20 775</b>	<b>26 066</b>

<b>Tolerated residence</b>		
<b>Purpose of residence</b>	<b>on 31/12/2020</b>	<b>on 31/12/2021</b>
Unaccompanied minor § 58 par. 1 letter a)	47	67
Respecting for foreigner's personal and family life § 58 par. 1 letter b)	6	8
<b>TOTAL</b>	<b>53</b>	<b>75</b>

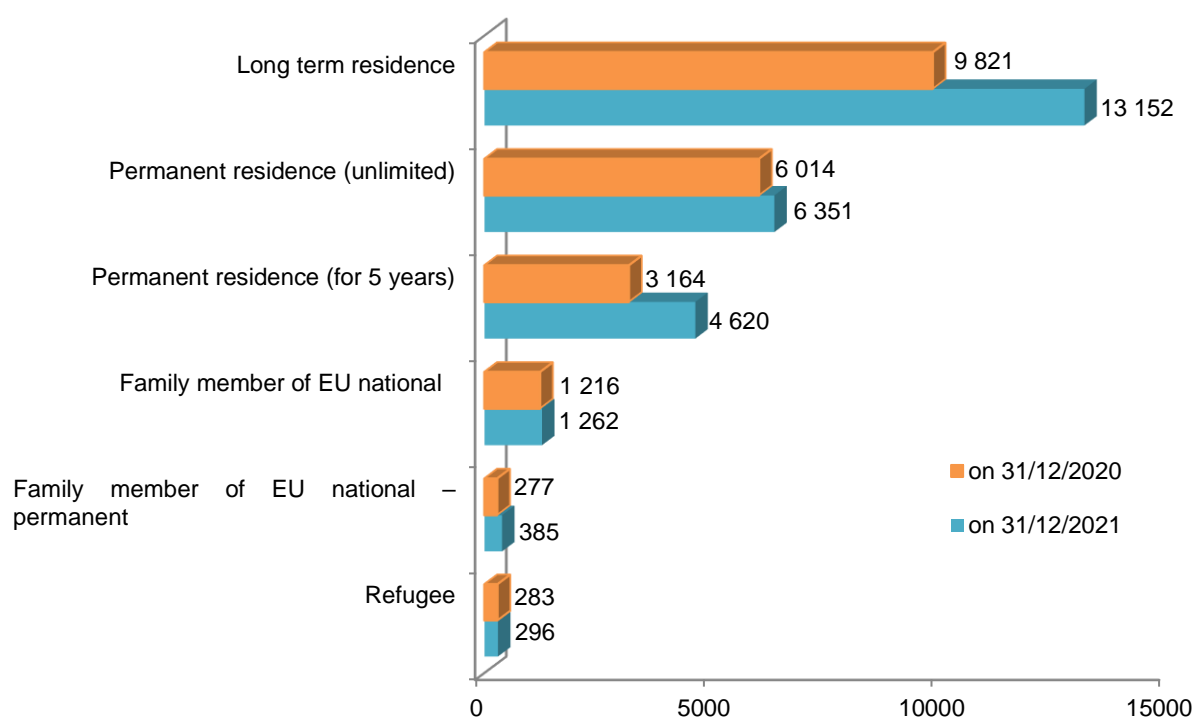
**Number of valid residence permits of third country nationals on 31/12/2020 and on 31/12/2021 by purpose of residence**

**Temporary residence - most frequent purposes of temporary residence of third country nationals on 31/12/2020 and on 31/12/2021**

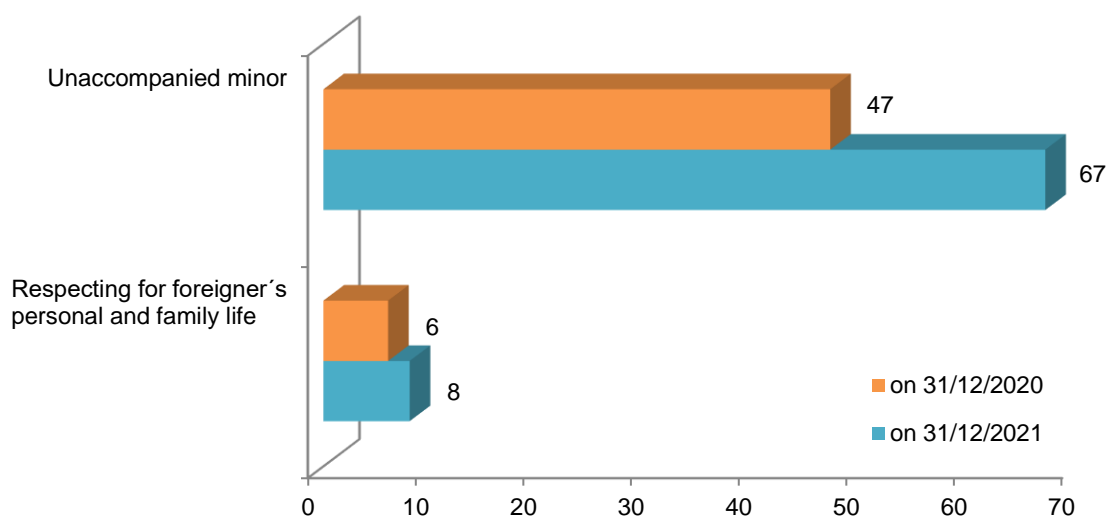




### Permanent residence of third country nationals by purpose of residence on 31/12/2020 and on 31/12/2021



### Tolerated residence of third country nationals by purpose of residence on 31/12/2020 and on 31/12/2021



### Number of residence permits granted to foreigners during the year 2020 and 2021

Nationality type	2020	2021
Third country nationals	39 832	53 931
EU nationals	7 301*	4 746
<b>TOTAL</b>	<b>47 133</b>	<b>58 677</b>

\* including UK nationals

**Note:**

Granted residence permit includes granted, renewed residence permits and validity extension of residence permits within the period from 1<sup>st</sup> January to 31<sup>st</sup> December of the respective year.

### Number of valid residence permits granted to third country nationals during the year 2020 and 2021 by the type of residence

Type of residence	2020	2021
Temporary residence	36 476	49 777
Permanent residence	3 285	4 024
Tolerated residence	71	130
<b>TOTAL</b>	<b>39 832</b>	<b>53 931</b>

### Number of residence permits granted to third country nationals during the year 2021 – TOP 20

Nationality	2021			
	Total number of permits	Thereof:		
		Temporary	Permanent	Tolerated
Ukraine	33 209	31 767	1 439	3
Serbia	5 999	5 809	190	-
Viet Nam	3 020	2 844	176	-
Russian Federation	2 368	1 955	412	1
Macedonia	867	782	85	-
Georgia	795	782	13	-
Bosnia and Herzegovina	659	638	21	-
India	519	492	27	-
Korean Republic	516	448	68	-
Belarus	452	411	41	-
Turkey	449	393	55	1
Kazakhstan	412	377	35	-
Iran	405	328	77	-
United Kingdom	390	30	360	-
China	372	285	87	-
Kyrgyzstan	327	319	8	-
United States, USA	283	198	85	-
Moldova	241	220	21	-
Albania	240	157	83	-
Thailand	196	157	39	-
Other nationalities	2 212	1 385	702	125
<b>TOTAL</b>	<b>53 931</b>	<b>49 777</b>	<b>4 024</b>	<b>130</b>

## Number of residence permits granted to third country nationals during the year 2020

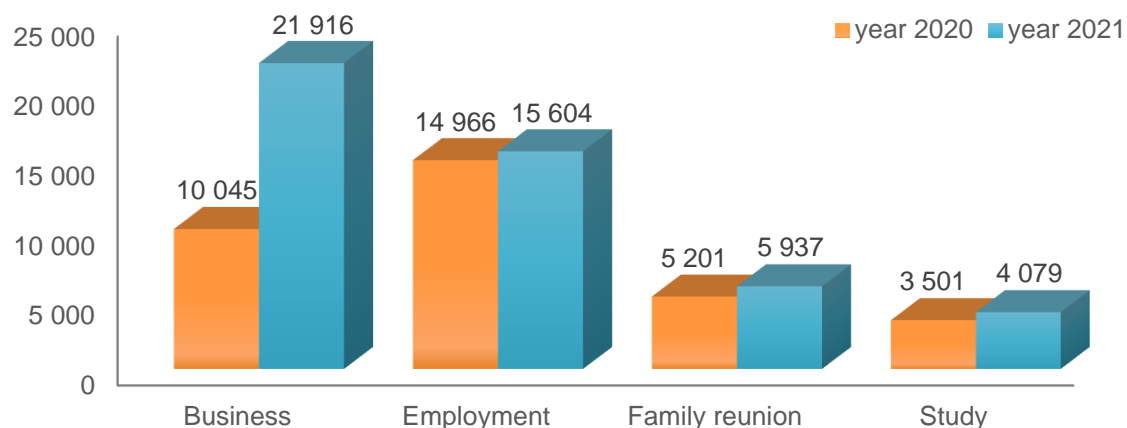
### – TOP 20

Nationality	2020			
	Total number of permits	Thereof:		
		Temporary	Permanent	Tolerated
Ukraine	22 126	20 741	1 384	1
Serbia	5 578	5 397	181	-
Viet Nam	2 949	2 779	168	2
Russian Federation	2 136	1 794	338	4
Macedonia	646	557	89	-
Georgia	522	514	8	-
Korean Republic	497	426	71	-
Bosnia and Herzegovina	467	446	21	-
India	391	367	23	1
Iran	379	334	45	-
China	374	310	64	-
Turkey	323	284	39	-
Kazakhstan	298	268	30	-
United States, USA	268	183	85	-
Belarus	238	217	21	-
Thailand	201	173	28	-
Philippines	165	147	18	-
Moldova	140	125	15	-
Israel	138	130	8	-
Kyrgyzstan	117	115	2	-
Other nationalities	1 879	1 169	647	63
<b>TOTAL</b>	<b>39 832</b>	<b>36 476</b>	<b>3 285</b>	<b>71</b>

## Number of residence permits granted to third country nationals during the year 2020 and 2021 by purpose of residence – TOP 10

Purpose of residence	2020	2021
Business	10 045	21 916
Employment	14 966	15 604
Family reunion	5 201	5 937
Study	3 501	4 079
Long term residence	1 766	2 003
Slovak living abroad	2 190	1 583
Permanent residence (for 5 years)	624	1 015
Family member of EU national	451	454
Permanent residence (unlimited)	355	398
Specific activity – Sport	273	264
Other purposes	460	678
<b>TOTAL</b>	<b>39 832</b>	<b>53 931</b>

**Number of of residence permits granted to third country nationals during the year 2020 and 2021 by TOP 4 purposes of residence**



### 1.3 Visas

**Visa applications and visas granted by embassies of the SR by visa type and nationality of applicants in 2020 – TOP 2021**

2021						
Nationality	TOTAL	Visa applications		TOTAL	Granted visa	
		C type visa	D type visa		C type visa	D type visa
Russian Federation	2 602	1 106	1 496	2 309	1 081	1 228
Turkey	939	675	264	882	652	230
Belarus	902	532	370	889	531	358
Viet Nam	644	5	639	641	5	636
Kazakhstan	633	135	498	606	134	472
India	458	190	268	389	183	206
Kyrgyzstan	455	7	448	428	7	421
China	331	198	133	284	173	111
Iran	311	169	142	253	151	102
Uzbekistan	207	46	161	125	36	89
Azerbaijan	163	131	32	154	125	29
Egypt	127	72	55	103	59	44
Indonézia	126	81	45	113	81	32
Afghanistan	113	12	101	93	6	87
Ukraine	97	4	93	96	4	92
Thailand	93	12	81	87	12	75
Syria	83	14	69	45	12	33
Kuwait	82	81	1	82	81	1
South Africa	77	62	15	73	60	13
Nigeria	71	41	30	60	40	20
Other nationalities	781	313	468	653	285	368
<b>TOTAL</b>	<b>9 295</b>	<b>3 886</b>	<b>5 409</b>	<b>8 365</b>	<b>3 718</b>	<b>4 647</b>

Source: NVIS MFA SR

**Visa applications and visas granted by embassies of the SR by visa type and nationality of applicants in 2020 – TOP 20**

2020						
Nationality	Total	Visa applications		Total	Granted visa	
		C type visa	D type visa		C type visa	D type visa
Russian Federation	2 763	1 972	791	2 671	1 957	714
Viet Nam	1 074	27	1 047	986	28	958
Belarus	765	634	131	746	632	114
Turkey	480	322	158	438	307	131
India	345	209	136	280	171	109
Kazakhstan	329	145	184	295	138	157
China	282	209	73	254	189	65
Afghanistan	204	8	196	214	5	209
Iran	160	62	98	120	51	69
Egypt	153	119	34	126	106	20
Kyrgyzstan	120	8	112	104	4	100
Indonesia	110	85	25	105	81	24
Uzbekistan	105	59	46	54	46	8
Ukraine	103	20	83	101	19	82
Thailand	87	18	69	80	18	62
Azerbaijan	82	55	27	71	50	21
Philippines	76	19	57	77	20	57
Kuwait	61	52	9	58	49	9
South Africa	53	40	13	47	37	10
Syria	51	10	41	22	7	15
Other nationalities	486	260	226	391	214	177
<b>TOTAL</b>	<b>7 889</b>	<b>4 333</b>	<b>3 556</b>	<b>7 240</b>	<b>4 129</b>	<b>3 111</b>

Source: NVIS MFA SR

### Number of national visas granted by Central Visa Authority of FPD in 2020 and in 2021

Nationality	Applications for national visa		Granted national visa	
	2020	2021	2020	2021
Afghanistan	69	81	69	80
Russian Federation	2	6	2	6
Iran	-	3	-	-
Nigeria	-	3	-	3
Ghana	-	2	-	2
Azerbaijan	-	1	-	1
Benin	-	1	-	1
Brazil	-	1	-	1
Chile	-	1	-	1
Cameroon	-	1	-	1
Côte d'Ivoire	-	1	-	1
United States, USA	1	1	1	1
Thailand	1	1	1	1
Turkey	-	1	-	1
Cape Verde	1	-	1	-
<b>TOTAL</b>	<b>74</b>	<b>104</b>	<b>74</b>	<b>100</b>

Note:

National visas are granted by Central Visa Authority Department of FPD from 01 May 2017 according to the Act on Stay of Foreigners: Art. 15/1/d).

### Security checks related to visa applications requested by MFA SR in 2020 and 2021

Month	2020				2021			
	TOTAL	CVAD opinion:			TOTAL	CVAD opinion:		
		approving	disapproving	binding		approving	disapproving	binding
January	2 107	1 988	119	-	307	275	32	-
February	1 841	1 718	123	-	347	302	44	1
March	1 085	927	158	-	487	430	57	-
April	0	-	-	-	590	534	56	-
May	23	23	-	-	525	474	51	-
June	153	147	6	-	635	584	51	-
July	626	559	67	-	897	790	107	-
August	726	625	101	-	1 424	1 292	132	-
September	797	657	140	-	1 155	1 046	109	-
October	461	324	137	-	1 182	1 037	145	-
November	495	450	45	-	1 173	1 064	109	-
December	323	261	62	-	1 033	939	94	-
<b>TOTAL</b>	<b>8 637</b>	<b>7 679</b>	<b>958</b>	<b>-</b>	<b>9 755</b>	<b>8 767</b>	<b>987</b>	<b>1</b>

**Security checks related to visa applications requested by embassies of other EU Member States in 2020 and 2021**

Month	2020			2021		
	TOTAL	CVAD opinion:		TOTAL	CVAD opinion:	
		approving	disapproving		approving	disapproving
January	192 744	192 688	56	7 846	7838	8
February	215 476	215 422	54	7 939	7 930	9
March	120 171	120 130	41	10 098	10 090	8
April	5 050	5 050	-	11 154	11 143	11
May	4 860	4 860	-	15 830	15 820	10
June	7 005	7 005	-	42 523	42 512	11
July	8 936	8 925	11	51 012	50 998	14
August	12 594	12 577	17	64 490	64 470	20
September	18 786	18 780	6	92 315	92 294	21
October	13 102	13 093	9	100 624	100 599	25
November	9 347	9 339	8	134 478	134 446	32
December	9 144	9 135	9	104 964	104 870	94
<b>TOTAL</b>	<b>617 215</b>	<b>617 004</b>	<b>211</b>	<b>643 273</b>	<b>643 010</b>	<b>263</b>

**Disapproving opinion of Central Visa Authority Department of Bureau of Border and Foreigners Police to the visa applications and to invitations based on the hit in the Schengen Information System for the purpose of entry refusal by nationality of visa applicants in 2021**

Nationality	TOTAL	to visa applications		to invitations	
		MFA	VIS	private	official
Morocco	39	-	39	-	-
Algeria	35	-	35	-	-
Tunisia	29	-	29	-	-
Nigeria	27	-	27	-	-
Egypt	21	-	21	-	-
Pakistan	18	-	18	-	-
Iran	8	-	8	-	-
Iraq	4	-	4	-	-
Syria	4	-	4	-	-
Other nationalities	17	1	16	-	-
<b>TOTAL</b>	<b>202</b>	<b>1</b>	<b>201</b>	<b>-</b>	<b>-</b>

Note:

MFA – requests sent by embassies and general consulates of the SR

VIS – requests sent by other EU Member States

**Number of security checks of invitations requested by Foreigners Police Units of the Police Force in 2019 and 2020**

Invitations		2020	2021
Official		132	99
Private		192	134
<b>Total number of security checks</b>		<b>324</b>	<b>233</b>
Thereof:	Total number of approved invitations	225	169
	Total number of disapproved invitations	99	64

**Number of security checks of invitations requested by Foreigners Police Units of the Police Force by nationalities in 2021 - TOP 10**

Nationality	TOTAL	Invitations	
		Official	Private
China	28	27	1
Russian Federation	24	5	19
Nigeria	20	14	6
India	17	12	5
South Afrika	12	6	6
Syria	12	7	5
Iraq	11	5	6
Areas not elsewhere specified (Kosovo)	9	5	4
Iran	9	2	7
Egypt	8	1	7
Other nationalities	83	15	68
<b>TOTAL</b>	<b>233</b>	<b>99</b>	<b>134</b>

**Number of security checks of invitations requested by Foreigners Police Units of the Police Force by nationalities in 2020 - TOP 10**

Nationality	Total	Invitations	
		Official	Private
India	36	30	6
Viet Nam	35	10	25
Egypt	21	7	14
Iran	21	-	21
Thailand	20	-	20
China	18	15	3
Russian Federation	13	1	12
Philippines	9	3	6
Syria	9	5	4
Turkey	8	4	4
Other nationalities	134	57	77
<b>TOTAL</b>	<b>324</b>	<b>132</b>	<b>192</b>



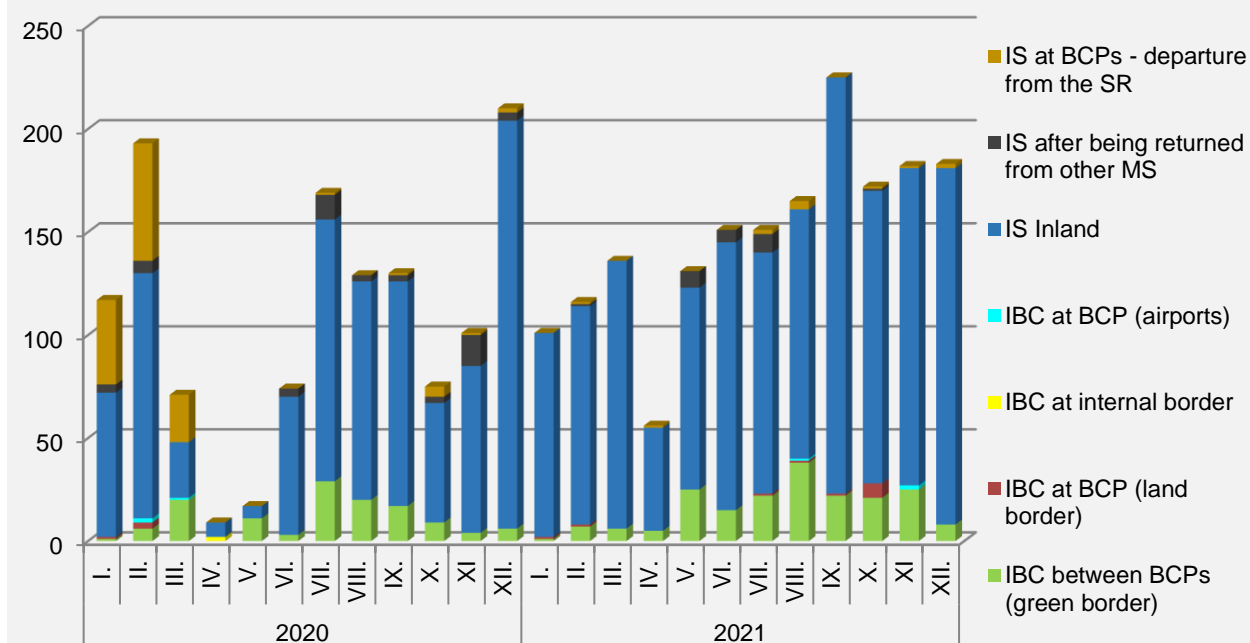
## 2 ILLEGAL MIGRATION

### Overview of illegal migration on the territory of the SR in 2020 and 2021

		2020			2021		
		Total	Thereof:		Total	Thereof:	
			to SR	from SR		to SR	from SR
IBC	External land border between BCPs	126	120	6	195	190	5
	External land border at BCPs	4	4	-	12	11	1
	External air border (at airports)	3	-	3	3	1	2
	Internal land border*	2	2	-	0	-	-
	TOTAL	135	126	9	210	202	8
IS	Inland	975	---	---	1 522	---	---
	At BCPs – departure from the SR	131			12		
	Returned from other Member State	54			25		
	TOTAL	1 160			1 559		
TOTAL		1 295			1 769		

\*During temporary reintroduction of border controls at internal border based on SR Government regulation from 08 April 2020 to 26 June 2020

### Evolution of individual indicators of illegal migration on the territory of the SR during the years 2020 and 2021 by individual months



**Overview of illegal migration on the territory of the SR disaggregated by detection and processing by individual DBFP and other authorities in 2021**

	DETECTED			PROCESSED		
	Total	IBC	IS	TOTAL	IBC	IS
DBFP Bratislava	277	3	274	1 042	3	1 039
DBFP B. Bystrica	30	-	30	279	-	279
DBFP Prešov	32	-	32	214	-	214
DBFP Sobrance	230	201	29	234	207	27
Other authority*	1 200	6	1 194	0	-	-
<b>TOTAL</b>	<b>1 769</b>	<b>210</b>	<b>1 559</b>	<b>1 769</b>	<b>210</b>	<b>1 559</b>

**Overview of illegal migration on the territory of the SR disaggregated by detection and processing by individual DBFP and other authorities in 2020**

	DETECTED			PROCESSED		
	Total	IBC	IS	Total	IBC	IS
DBFP Bratislava	399	4	395	650	5	645
DBFP B. Bystrica	66	-	66	213	-	213
DBFP Prešov	18	-	18	147	-	147
DBFP Sobrance	271	125	146	285	130	155
Other authority*	541	6	535	0	-	-
<b>TOTAL</b>	<b>1 295</b>	<b>135</b>	<b>1 160</b>	<b>1 295</b>	<b>135</b>	<b>1 160</b>

\* e. g. Customs Criminal Office, Patrol Police, Railway Police, authority of another country

Note:

„Authority of detection“ means unit that performed primordial check of a foreigner in the territory of SR, detected violation of the law and handed the case over to the competent unit of BBFP for further processing, respectively, the violation of the law was detected by another authority/authority of neighbouring country.

## Illegal migration on the territory of the SR in 2021 by nationality

Nationality	Illegal migration in total	IBC			IS		
		Land border:		Airports	Iland	At BCPs departing from the SR	Returned from other MS
		Between BCPs	At BCPs				
Afghanistan	470	18	-	-	445	-	7
Morocco	285	1	-	-	284	-	-
Ukraine	208	19	2	-	178	9	-
Syria	207	6	-	-	201	-	-
Pakistan	93	31	-	-	57	-	5
Algeria	76	12	-	-	64	-	-
Tunisia	53	-	-	-	53	-	-
Serbia	38	-	-	-	38	-	-
Turkey	36	16	-	-	19	-	1
India	35	12	-	-	12	-	11
Georgia	28	8	-	1	19	-	-
Bangladesh	26	17	-	-	9	-	-
Libya	26	7	-	-	19	-	-
Uzbekistan	16	11	-	-	5	-	-
Russian Federation	13	2	8	-	2	1	-
Iraq	12	5	-	-	7	-	-
Moldova	12	4	-	1	7	-	-
Nepal	11	6	-	-	5	-	-
Sri Lanka	11	2	-	-	9	-	-
Egypt	10	-	-	-	10	-	-
Yemen	10	-	-	-	10	-	-
Palestine	10	-	-	-	9	-	1
Bosnia and Herzegovina	8	-	-	-	8	-	-
Cameroon	7	-	-	-	7	-	-
Dominican Republic	6	6	-	-	-	-	-
Viet Nam	6	-	-	-	5	1	-
Czechia	5	2	1	-	2	-	-
Sudan	5	-	-	-	5	-	-
Albania	3	-	-	-	3	-	-
Ghana	3	-	-	-	3	-	-
Thailand	3	-	-	-	3	-	-
China	2	1	-	-	1	-	-
Eritrea	2	1	-	-	1	-	-
Kazakhstan	2	2	-	-	-	-	-
Comoros	2	-	-	-	2	-	-
Germany	2	1	-	-	1	-	-
Nigeria	2	-	-	-	2	-	-
Macedonia	2	-	-	-	2	-	-
Armenia	1	1	-	-	-	-	-
Azerbaijan	1	1	-	-	-	-	-
Belarus	1	1	-	-	-	-	-
Bulgaria	1	-	-	-	1	-	-



continues on the next page



continues from the previous page (year 2021)

Nationality	Illegal migration in total	IBC			IS		
		Land border:		Airports	Inland	At BCPs departing from the SR	Returned from other MS
		Between BCPs	At BCPs				
Congo	1	-	-	1	-	-	-
Côte d'Ivoire	1	-	-	-	1	-	-
Ethiopia	1	-	-	-	1	-	-
Gabon	1	-	-	-	1	-	-
Gambia	1	-	-	-	1	-	-
Hungary	1	-	-	-	-	1	-
Chile	1	-	-	-	1	-	-
Iran	1	-	-	-	1	-	-
Jordan	1	-	-	-	1	-	-
Lebanon	1	1	-	-	-	-	-
Mongolia	1	-	1	-	-	-	-
Montenegro	1	-	-	-	1	-	-
Niger	1	-	-	-	1	-	-
Philippines	1	-	-	-	1	-	-
Poland	1	1	-	-	-	-	-
Romania	1	-	-	-	1	-	-
South Sudan	1	-	-	-	1	-	-
Tajikistan	1	-	-	-	1	-	-
Togo	1	-	-	-	1	-	-
<b>TOTAL</b>	<b>1 769</b>	<b>195</b>	<b>12</b>	<b>3</b>	<b>1 522</b>	<b>12</b>	<b>25</b>

### Illegal migration on the territory of the SR in 2020 by nationality

Nationality	Illegal migration in total	IBC				IS		
		Land border:			Airports	Inland	At BCPs departing from the SR	Returned from other MS
		Between BCPs	At BCPs	Internal*				
Ukraine	326	9	3	-	-	198	116	-
Afghanistan	191	2	-	-	-	181	4	4
Syria	152	7	-	-	-	142	-	3
Serbia	134	-	-	1	-	132	-	1
Morocco	63	-	-	-	-	62	-	1
Algeria	51	4	-	-	-	42	-	5
Bangladesh	38	34	-	-	-	4	-	-
India	35	19	-	-	-	15	-	1
Moldova	28	2	-	-	-	24	2	-
Georgia	27	1	-	1	2	21	2	-
Turkey	23	8	-	-	-	1	-	14
Iran	18	3	-	-	-	9	1	5
Pakistan	18	2	-	-	-	13	-	3
Libya	16	4	-	-	-	12	-	-
Sri Lanka	14	3	-	-	-	8	-	3
Russian Federation	12	3	-	-	-	6	3	-
Macedonia	12	-	-	-	-	12	-	-
Tunisia	12	-	1	-	-	9	-	2
Viet Nam	12	-	-	-	-	5	-	7
Bosnia and Herzegovina	10	-	-	-	-	10	-	-
Iraq	10	1	-	-	-	9	-	-
Egypt	8	-	-	-	-	8	-	-
Somalia	8	5	-	-	-	3	-	-
Albania	6	-	-	-	1	4	1	-
China	5	-	-	-	-	1	-	4
Nigeria	5	-	-	-	-	5	-	-
Palestine	5	-	-	-	-	5	-	-
United States, USA	5	1	-	-	-	4	-	-
Uzbekistan	5	4	-	-	-	-	-	1
Yemen	4	1	-	-	-	3	-	-
Romania	4	-	-	-	-	4	-	-
Eritrea	3	2	-	-	-	1	-	-
Ghana	3	-	-	-	-	3	-	-
Kazakhstan	3	-	-	-	-	1	2	-
Bulgaria	2	-	-	-	-	2	-	-
Montenegro	2	-	-	-	-	2	-	-
Israel	2	-	-	-	-	2	-	-
Mexico	2	-	-	-	-	2	-	-
Myanmar	2	2	-	-	-	-	-	-
Tajikistan	2	2	-	-	-	-	-	-
Azerbaijan	1	1	-	-	-	-	-	-
Belgium	1	1	-	-	-	-	-	-



continues on the next page



continues from the previous page (year 2020)

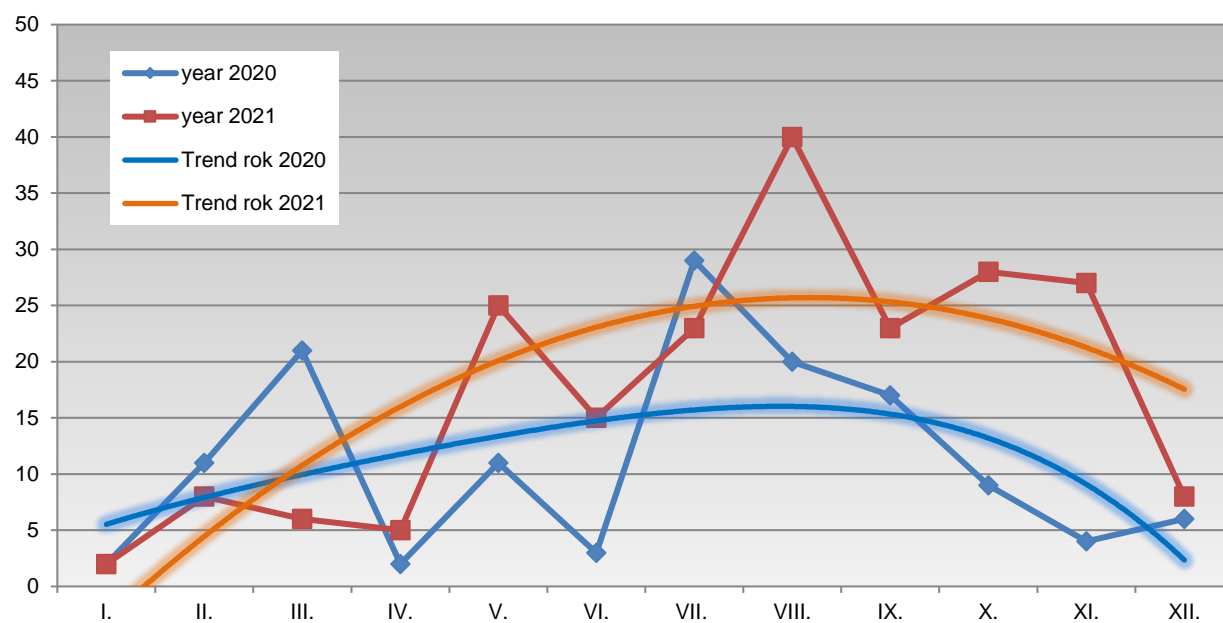
Nationality	Illegal migration in total	IBC				IS		
		Land border:			Aairports	Inland	At BCPs departing from the SR	Returned from other MS
		Between BCPs	At BCPs	Internal*				
Austria	1	-	-	-	-	1	-	-
Belarus	1	1	-	-	-	-	-	-
Cameroon	1	1	-	-	-	-	-	-
Ethiopia	1	1	-	-	-	-	-	-
France	1	-	-	-	-	1	-	-
Gambia	1	-	-	-	-	1	-	-
Germany	1	-	-	-	-	1	-	-
Hungary	1	-	-	-	-	1	-	-
Chile	1	-	-	-	-	1	-	-
Jordan	1	-	-	-	-	1	-	-
Mongolia	1	-	-	-	-	1	-	-
Poland	1	1	-	-	-	-	-	-
Spain	1	1	-	-	-	-	-	-
Stateless	1	-	-	-	-	1	-	-
Sudan	1	-	-	-	-	1	-	-
<b>TOTAL</b>	<b>1 295</b>	<b>126</b>	<b>4</b>	<b>2</b>	<b>3</b>	<b>975</b>	<b>131</b>	<b>54</b>

\*During temporary reintroduction of border controls at internal border based on SR Government regulation from 08 April 2020 to 26 June 2020.

## 2.1 Illegal Crossings of State Border of the Slovak Republic

Overview of IBC by individual months in 2020 and 2021

	TOTAL	I.	II.	III.	IV.	V.	VI.	VII.	VIII.	IX.	X.	XI.	XII.
<b>2020</b>	<b>135</b>	2	11	21	2	11	3	29	20	17	9	4	6
<b>2021</b>	<b>210</b>	2	8	6	5	25	15	23	40	23	28	27	8



**IBC in 2021 disaggregated by place and direction of crossing**

Nationality	IBC			External border					
				Land between BCPs		Land at BCPs		Airports	
	Total	Thereof:		to SR	from SR	to SR	from SR	to SR	from SR
		to SR	from SR						
Pakistan	31	31	-	31	-	-	-	-	-
Ukraine	21	21	-	19	-	2	-	-	-
Afghanistan	18	18	-	18	-	-	-	-	-
Bangladesh	17	17	-	17	-	-	-	-	-
Turkey	16	16	-	16	-	-	-	-	-
Algeria	12	12	-	12	-	-	-	-	-
India	12	12	-	12	-	-	-	-	-
Uzbekistan	11	11	-	11	-	-	-	-	-
Russian Federation	10	10	-	2	-	8	-	-	-
Georgia	9	8	1	8	-	-	-	-	1
Libya	7	7	-	7	-	-	-	-	-
Dominican Republic	6	6	-	6	-	-	-	-	-
Nepal	6	6	-	6	-	-	-	-	-
Syria	6	6	-	6	-	-	-	-	-
Iraq	5	5	-	5	-	-	-	-	-
Moldova	5	4	1	4	-	-	-	-	1
Czechia	3	-	3	-	2	-	1	-	-
Kazakhstan	2	2	-	2	-	-	-	-	-
Sri Lanka	2	2	-	2	-	-	-	-	-
Armenia	1	1	-	1	-	-	-	-	-
Azerbaijan	1	-	1	-	1	-	-	-	-
Belarus	1	1	-	1	-	-	-	-	-
Congo	1	1	-	-	-	-	-	1	-
Eritrea	1	1	-	1	-	-	-	-	-
Germany	1	-	1	-	1	-	-	-	-
China	1	1	-	1	-	-	-	-	-
Lebanon	1	1	-	1	-	-	-	-	-
Mongolia	1	1	-	-	-	1	-	-	-
Morocco	1	1	-	1	-	-	-	-	-
Poland	1	-	1	-	1	-	-	-	-
<b>TOTAL</b>	<b>210</b>	<b>202</b>	<b>8</b>	<b>190</b>	<b>5</b>	<b>11</b>	<b>1</b>	<b>1</b>	<b>2</b>



### IBC in 2020 disaggregated by place and direction of crossing

Nationality	IBC			External border						Internal border*
				Land between BCPs		Land at BCPs		Airports		Land
	Total	Thereof:		to SR	from SR	to SR	from SR	to SR	from SR	to SR
Bangladesh	34	34	-	34	-	-	-	-	-	-
India	19	19	-	19	-	-	-	-	-	-
Ukraine	12	12	-	9	-	3	-	-	-	-
Turkey	8	7	1	7	1	-	-	-	-	-
Syria	7	7	-	7	-	-	-	-	-	-
Somalia	5	5	-	5	-	-	-	-	-	-
Algeria	4	4	-	4	-	-	-	-	-	-
Georgia	4	2	2	1	-	-	-	-	1	1
Libya	4	4	-	4	-	-	-	-	-	-
Uzbekistan	4	4	-	4	-	-	-	-	-	-
Iran	3	3	-	3	-	-	-	-	-	-
Russian Federation	3	3	-	3	-	-	-	-	-	-
Sri Lanka	3	3	-	3	-	-	-	-	-	-
Afghanistan	2	2	-	2	-	-	-	-	-	-
Eritrea	2	2	-	2	-	-	-	-	-	-
Moldova	2	2	-	2	-	-	-	-	-	-
Myanmar	2	2	-	2	-	-	-	-	-	-
Pakistan	2	2	-	2	-	-	-	-	-	-
Tajikistan	2	-	2	-	2	-	-	-	-	-
Albania	1	-	1	-	-	-	-	-	-	-
Azerbaijan	1	1	-	1	-	-	-	-	-	-
Belarus	1	1	-	1	-	-	-	-	-	-
Belgium	1	1	-	1	-	-	-	-	-	-
Cameroon	1	1	-	1	-	-	-	-	-	-
Ethiopia	1	1	-	1	-	-	-	-	-	-
Iraq	1	1	-	1	-	-	-	-	-	-
Poland	1	-	1	-	1	-	-	-	-	-
Serbia	1	1	-	-	-	-	-	-	1	1
Spain	1	-	1	-	1	-	-	-	-	-
Tunisia	1	1	-	-	-	1	-	-	-	-
United States, USA	1	-	1	-	1	-	-	-	-	-
Yemen	1	1	-	1	-	-	-	-	-	-
<b>TOTAL</b>	<b>135</b>	<b>126</b>	<b>9</b>	<b>120</b>	<b>6</b>	<b>4</b>	<b>0</b>	<b>0</b>	<b>2</b>	<b>2</b>

\*During temporary reintroduction of border controls at internal border based on SR Government regulation from 08 April 2020 to 26 June 2020.

**IBC in 2020 and in 2021 disaggregated by place and modus operandi of crossing**

Number of migrants			2020	2021
LAND BORDER	Between BCPs	on foot without own travel document	107	142
		on foot with own travel document	19	52
		Facilitator IBC	-	1
		TOTAL	126	195
	At BCPs	counterfeit/forged travel document	1	1
		counterfeit/forged visa, residence permit	1	8
		person attempting to avoid border check	-	1
		person on whom an alert has been issued in national registry for purposes of entry refusal	2	2
		TOTAL	4	12
	Internal land border*	On foot without own travel document	1	-
On foot with own travel document		1	-	
TOTAL		2	0	
AIRPORTS	travel document of other person (impostor) / fraudulently obtained document		-	-
	counterfeit/forged travel document		3	2
	counterfeit/forged visa, residence permit		-	1
	asylum applicant at the BCP entering the territory of the SR with own genuine travel document		-	-
	avoiding border control		-	-
	TOTAL		3	3
TOTAL			135	210

\*During temporary reintroduction of border controls at internal border based on SR Government regulation from 08 April 2020 to 26 June 2020.

**IBC at land border between BCPs in 2021 disaggregated by processing authority**

Nationality	Total	BCU PF									
		Zboj	Topoľa	Ulič	Ubl'a	Podhorod'	Petrovce	Vyšné Nemecké	Maťovské Vojkovce	Veľké Slemence	Čierna nad Tisou
Pakistan	31	-	-	-	12	7	2	-	6	-	4
Ukraine	19	7	-	-	4	2	2	2	1	1	-
Afghanistan	18	8	-	-	9	1	-	-	-	-	-
Bangladesh	17	-	-	-	16	-	-	-	1	-	-
Turkey	16	-	-	5	-	3	-	8	-	-	-
Algeria	12	-	-	-	-	-	6	6	-	-	-
India	12	-	-	-	4	-	2	2	-	-	4
Uzbekistan	11	-	-	9	2	-	-	-	-	-	-
Georgia	8	-	-	-	3	-	1	2	2	-	-
Libya	7	-	-	-	-	-	4	3	-	-	-
Dominican Republic	6	-	-	-	-	-	-	2	4	-	-
Nepal	6	-	-	-	-	4	-	2	-	-	-
Syria	6	3	-	2	-	-	-	1	-	-	-
Iraq	5	5	-	-	-	-	-	-	-	-	-
Moldova	4	-	-	-	2	-	1	-	1	-	-
Czechia	2	-	-	-	-	-	2	-	-	-	-
Kazakhstan	2	-	-	-	1	-	-	1	-	-	-
Russian Federation	2	-	-	-	-	-	1	-	-	1	-
Sri Lanka	2	-	-	-	2	-	-	-	-	-	-
Armenia	1	-	-	-	1	-	-	-	-	-	-
Azerbaijan	1	-	-	-	-	-	-	1	-	-	-
Belarus	1	-	-	-	1	-	-	-	-	-	-
Eritrea	1	-	-	-	1	-	-	-	-	-	-
Germany	1	-	-	-	1	-	-	-	-	-	-
China	1	-	-	-	-	-	-	-	1	-	-
Lebanon	1	-	-	-	-	-	1	-	-	-	-
Morocco	1	-	-	-	-	-	-	1	-	-	-
Poland	1	-	-	-	-	-	-	-	-	-	1
<b>TOTAL</b>	<b>195</b>	<b>23</b>	<b>0</b>	<b>16</b>	<b>59</b>	<b>17</b>	<b>22</b>	<b>31</b>	<b>16</b>	<b>2</b>	<b>9</b>

Note:

BCU PF Topoľa was canceled from 1/9/2021.

**IBC at land border between BCPs in 2020 disaggregated by processing authority**

Nationality	Total	BCU PF									
		Zboj	Topoľa	Ulič	Ubľa	Podhorod'	Petrovce	Vyšné Nemecké	Maťovské Vojkovce	Veľké Slemence	Čierna nad Tisou
Bangladesh	34	27	-	6	-	-	-	1	-	-	-
India	19	3	-	3	-	-	9	4	-	-	-
Ukraine	9	-	-	1	1	1	4	1	1	-	-
Turkey	8	-	-	4	-	-	2	2	-	-	-
Syria	7	-	-	2	-	-	1	4	-	-	-
Somalia	5	-	-	-	-	3	2	-	-	-	-
Algeria	4	-	-	-	-	-	3	-	1	-	-
Libya	4	-	-	-	-	-	2	2	-	-	-
Uzbekistan	4	2	-	2	-	-	-	-	-	-	-
Iran	3	-	-	3	-	-	-	-	-	-	-
Russian Federation	3	-	-	1	1	-	1	-	-	-	-
Sri Lanka	3	-	-	3	-	-	-	-	-	-	-
Afghanistan	2	-	-	-	-	2	-	-	-	-	-
Eritrea	2	-	-	-	-	-	2	-	-	-	-
Moldova	2	-	1	-	-	-	1	-	-	-	-
Myanmar	2	-	-	2	-	-	-	-	-	-	-
Pakistan	2	2	-	-	-	-	-	-	-	-	-
Tajikistan	2	2	-	-	-	-	-	-	-	-	-
Azerbaijan	1	-	-	-	-	-	1	-	-	-	-
Belarus	1	-	-	-	1	-	-	-	-	-	-
Belgium	1	-	-	-	-	-	-	1	-	-	-
Cameroon	1	-	-	-	-	-	1	-	-	-	-
Ethiopia	1	-	-	-	-	1	-	-	-	-	-
Georgia	1	-	-	-	1	-	-	-	-	-	-
Iraq	1	1	-	-	-	-	-	-	-	-	-
Poland	1	-	-	-	-	-	-	-	1	-	-
Spain	1	-	-	-	-	-	-	-	-	-	1
United States, USA	1	-	-	1	-	-	-	-	-	-	-
Yemen	1	-	-	-	-	-	1	-	-	-	-
<b>TOTAL</b>	<b>126</b>	<b>37</b>	<b>1</b>	<b>28</b>	<b>4</b>	<b>7</b>	<b>30</b>	<b>15</b>	<b>3</b>	<b>0</b>	<b>1</b>

### IBC at BCPs in 2021 disaggregated by individual authorities

Nationality	Total	BCU PF								
		Ubl'a	Vyšné Nemecké	Maťovské Vojkovce	Veľké Slemence	Čierna nad Tisou	airport Bratislava	airport Poprad	airport Košice	small airports
Russian Federation	8	-	8	-	-	-	-	-	-	-
Ukraine	2	2	-	-	-	-	-	-	-	-
Congo	1	-	-	-	-	-	1	-	-	-
Czechia	1	-	1	-	-	-	-	-	-	-
Georgia	1	-	-	-	-	-	1	-	-	-
Moldova	1	-	-	-	-	-	1	-	-	-
Mongolia	1	-	1	-	-	-	-	-	-	-
<b>TOTAL</b>	<b>15</b>	<b>2</b>	<b>10</b>	<b>0</b>	<b>0</b>	<b>0</b>	<b>3</b>	<b>0</b>	<b>0</b>	<b>0</b>

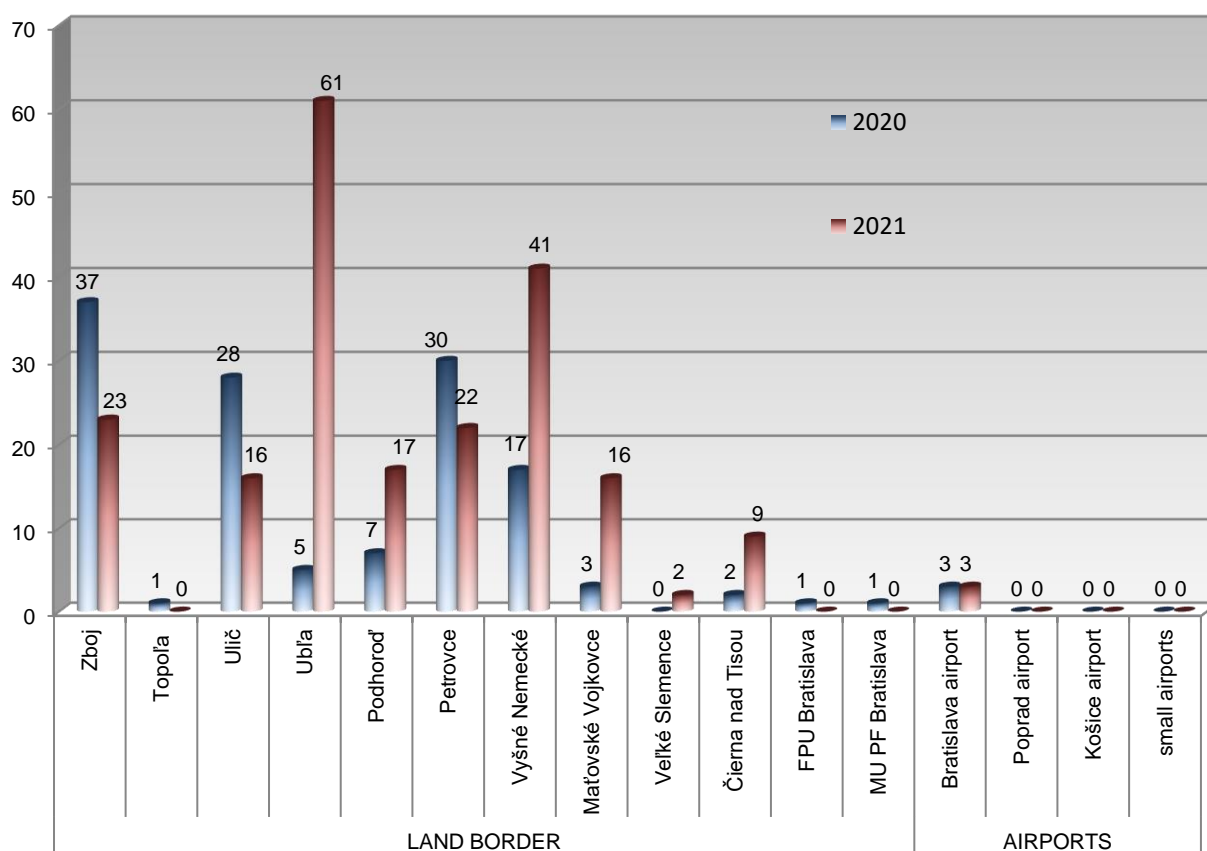
### IBC at BCPs in 2020 disaggregated by individual authorities

Nationality	Total	BCU PF								
		Ubl'a	Vyšné Nemecké	Maťovské Vojkovce	Veľké Slemence	Čierna nad Tisou	airport Bratislava	airport Poprad	airport Košice	small airports
Ukraine	3	1	2	-	-	-	-	-	-	-
Georgia	2	-	-	-	-	-	2	-	-	-
Albania	1	-	-	-	-	-	1	-	-	-
Tunisia	1	-	-	-	-	1	-	-	-	-
<b>TOTAL</b>	<b>7</b>	<b>1</b>	<b>2</b>	<b>0</b>	<b>0</b>	<b>1</b>	<b>3</b>	<b>0</b>	<b>0</b>	<b>0</b>

## Overview of IBC by processing of cases by individual units in 2020 and 2021

Units	2020	2021
BCU PF Zboj	37	23
BCU PF Topoľa	1	-
BCU PF Ulič	28	16
BCU PF Ubl'a	5	61
BCU PF Podhorod'	7	17
BCU PF Petrovce	30	22
BCU PF Vyšné Nemecké	17	41
BCU PF Maťovské Vojkovce	3	16
BCU PF Veľké Slemence	-	2
BCU PF Čierna nad Tisou	2	9
FPU PF Bratislava	1	-
MU PF Bratislava	1	-
BCU PF Bratislava Ružinov – airport	3	3
BCU PF Poprad – airport	-	-
BCU PF Košice – airport	-	-
Small airports	-	-
<b>TOTAL</b>	<b>135</b>	<b>210</b>

## Overview of IBC by processing of cases by individual units in 2020 and 2021



# **IBC in 2021 disaggregated by nationality, sex and age**

Nationality	IBC in total	Total	MALE				Total	FEMALE			
			0-13	14-17	18-34	35+		0-13	14-17	18-34	35+
Pakistan	31	31	-	-	27	4	-	-	-	-	-
Ukraine	21	21	2	4	8	7	-	-	-	-	-
Afghanistan	18	13	1	2	9	1	5	3	-	-	2
Bangladesh	17	17	-	-	17	-	-	-	-	-	-
Turkey	16	16	-	1	13	2	-	-	-	-	-
Algeria	12	12	-	2	10	-	-	-	-	-	-
India	12	12	-	-	12	-	-	-	-	-	-
Uzbekistan	11	11	-	-	6	5	-	-	-	-	-
Russian Federation	10	6	2	-	2	2	4	1	1	-	2
Georgia	9	9	-	-	5	4	-	-	-	-	-
Libya	7	7	-	2	5	-	-	-	-	-	-
Dominican Republic	6	4	-	-	1	3	2	-	-	1	1
Nepal	6	6	-	-	6	-	-	-	-	-	-
Syria	6	6	-	-	4	2	-	-	-	-	-
Iraq	5	5	-	-	5	-	-	-	-	-	-
Moldova	5	5	-	-	3	2	-	-	-	-	-
Czechia	3	3	-	-	1	2	-	-	-	-	-
Kazakhstan	2	2	-	-	1	1	-	-	-	-	-
Sri Lanka	2	2	-	-	-	-	2	-	-	2	-
Armenia	1	1	-	-	1	-	-	-	-	-	-
Azerbaijan	1	1	-	-	1	-	-	-	-	-	-
Belarus	1	1	-	-	1	-	-	-	-	-	-
Congo	1	1	-	-	-	-	1	-	-	-	1
Eritrea	1	1	-	-	-	-	1	-	-	1	-
Germany	1	1	-	-	-	1	-	-	-	-	-
China	1	1	-	-	1	-	-	-	-	-	-
Lebanon	1	1	-	-	-	1	-	-	-	-	-
Mongolia	1	1	-	-	-	1	-	-	-	-	-
Morocco	1	1	-	-	1	-	-	-	-	-	-
Poland	1	1	-	-	-	1	-	-	-	-	-
<b>TOTAL</b>	<b>210</b>	<b>195</b>	<b>5</b>	<b>11</b>	<b>140</b>	<b>39</b>	<b>15</b>	<b>4</b>	<b>1</b>	<b>4</b>	<b>6</b>

# **IBC in 2020 disaggregated by nationality, sex and age**

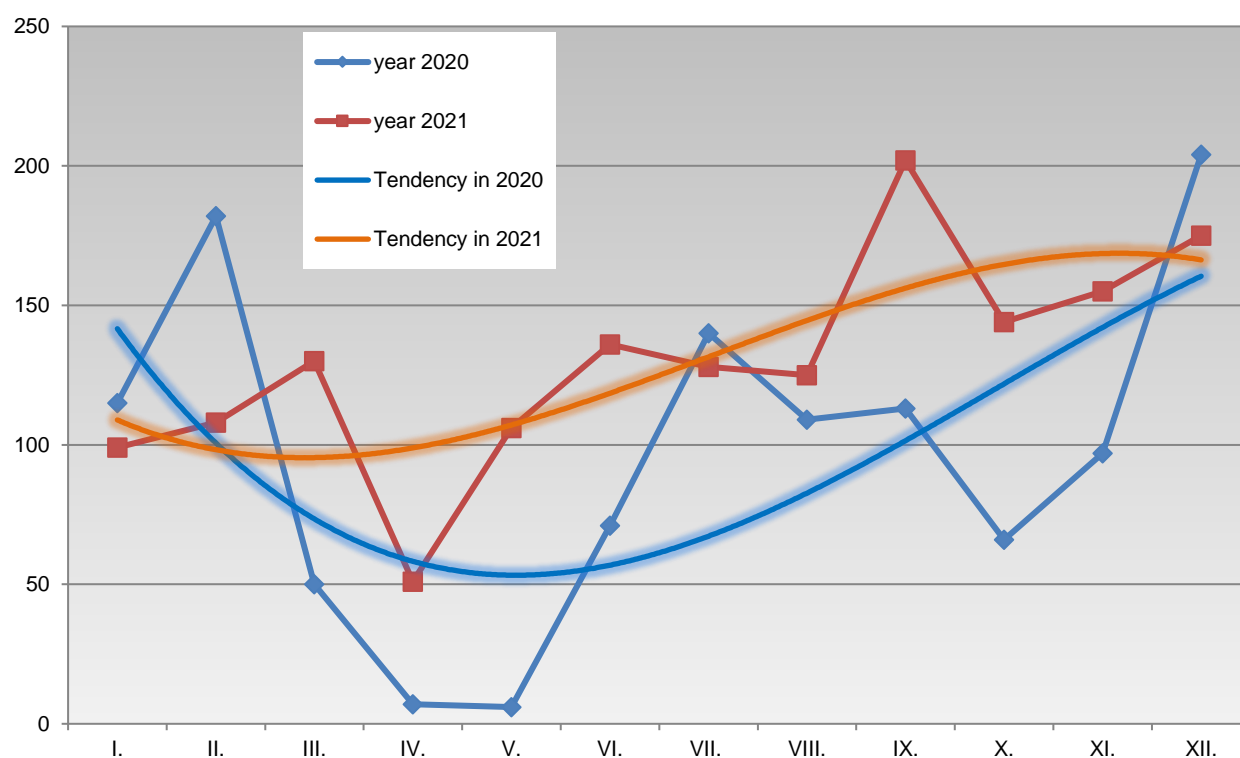
Nationality	IBC in total	Total	MALE				Total	FEMALE			
			0-13	14-17	18-34	35+		0-13	14-17	18-34	35+
Bangladesh	34	34	-	1	27	6	-	-	-	-	-
India	19	19	-	-	19	-	-	-	-	-	-
Ukraine	12	12	-	-	3	9	-	-	-	-	-
Turkey	8	8	-	-	3	5	-	-	-	-	-
Syria	7	6	-	2	4	-	1	1	-	-	-
Somalia	5	3	-	-	3	-	2	-	-	2	-
Algeria	4	4	-	-	4	-	-	-	-	-	-
Georgia	4	4	-	-	3	1	-	-	-	-	-
Libya	4	4	-	4	-	-	-	-	-	-	-
Uzbekistan	4	4	-	-	2	2	-	-	-	-	-
Iran	3	1	-	-	-	1	2	1	-	1	-
Russian Federation	3	3	-	-	-	3	-	-	-	-	-
Sri Lanka	3	3	-	-	2	1	-	-	-	-	-
Afghanistan	2	2	-	-	2	-	-	-	-	-	-
Eritrea	2	2	-	-	2	-	-	-	-	-	-
Moldova	2	2	-	-	-	2	-	-	-	-	-
Myanmar	2	2	-	1	1	-	-	-	-	-	-
Pakistan	2	2	-	-	2	-	-	-	-	-	-
Tajikistan	2	2	-	-	1	1	-	-	-	-	-
Albania	1	1	-	-	1	-	-	-	-	-	-
Azerbaijan	1	1	-	-	-	1	-	-	-	-	-
Belarus	1	1	-	-	-	1	-	-	-	-	-
Belgium	1	1	-	-	1	-	-	-	-	-	-
Cameroon	1	-	-	-	-	-	1	-	-	-	1
Ethiopia	1	-	-	-	-	-	1	-	-	1	-
Iraq	1	1	-	-	1	-	-	-	-	-	-
Poland	1	1	-	-	-	1	-	-	-	-	-
Serbia	1	1	-	-	-	1	-	-	-	-	-
Spain	1	1	-	-	1	-	-	-	-	-	-
Tunisia	1	1	-	-	-	1	-	-	-	-	-
United States, USA	1	1	-	-	-	1	-	-	-	-	-
Yemen	1	1	-	-	1	-	-	-	-	-	-
<b>TOTAL</b>	<b>135</b>	<b>128</b>	<b>0</b>	<b>8</b>	<b>83</b>	<b>37</b>	<b>7</b>	<b>2</b>	<b>0</b>	<b>4</b>	<b>1</b>



## 2.2 Illegal Stay on the Territory of the Slovak Republic

### Overview of IS by individual months in 2020 and 2021

	Total	I.	II.	III.	IV.	V.	VI.	VII.	VIII.	IX.	X.	XI.	XII.
<b>2020</b>	<b>1 160</b>	115	182	50	7	6	71	140	109	113	66	97	204
<b>2021</b>	<b>1 559</b>	99	108	130	51	106	136	128	125	202	144	155	175



## IS disaggregated by nationality, place of detection and previous entry to the SR in 2021

Nationality	IS in total	Inland			At BCPs departing from the SR		Returned from other MS
		legal entry	illegal entry	unknown entry	at land border	at airports	
Afghanistan	452	-	445	-	-	-	7
Morocco	284	-	284	-	-	-	-
Syria	201	1	200	-	-	-	-
Ukraine	187	143	34	1	9	-	-
Algeria	64	-	64	-	-	-	-
Pakistan	62	-	57	-	-	-	5
Tunisia	53	-	53	-	-	-	-
Serbia	38	25	12	1	-	-	-
India	23	-	12	-	-	-	11
Turkey	20	2	17	-	-	-	1
Georgia	19	11	8	-	-	-	-
Libya	19	-	19	-	-	-	-
Egypt	10	-	10	-	-	-	-
Yemen	10	-	10	-	-	-	-
Palestine	10	-	9	-	-	-	1
Bangladesh	9	-	9	-	-	-	-
Sri Lanka	9	-	9	-	-	-	-
Bosnia and Herzegovina	8	6	2	-	-	-	-
Cameroon	7	1	6	-	-	-	-
Iraq	7	-	7	-	-	-	-
Moldova	7	1	6	-	-	-	-
Viet Nam	6	2	3	-	1	-	-
Nepal	5	-	5	-	-	-	-
Sudan	5	-	5	-	-	-	-
Uzbekistan	5	1	4	-	-	-	-
Albania	3	-	3	-	-	-	-
Ghana	3	-	3	-	-	-	-
Russian Federation	3	2	-	-	1	-	-
Thailand	3	-	3	-	-	-	-
Comoros	2	-	2	-	-	-	-
Czechia	2	2	-	-	-	-	-
Nigeria	2	-	2	-	-	-	-
Macedonia	2	2	-	-	-	-	-
Bulgaria	1	1	-	-	-	-	-
Côte d'Ivoire	1	-	1	-	-	-	-
Eritrea	1	-	1	-	-	-	-
Ethiopia	1	-	1	-	-	-	-
Gabon	1	-	-	1	-	-	-
Gambia	1	-	1	-	-	-	-
Germany	1	1	-	-	-	-	-
Hungary	1	-	-	-	1	-	-
Chile	1	1	-	-	-	-	-



continues on the next page



continues from the previous page (year 2021)

Nationality	IS in total	Inland			At BCPs departing from the SR		Returned from other MS
		legal entry	illegal entry	unknown entry	at land border	at airports	
China	1	-	1	-	-	-	-
Iran	1	-	1	-	-	-	-
Jordan	1	-	1	-	-	-	-
Montenegro	1	1	-	-	-	-	-
Niger	1	-	1	-	-	-	-
Philippines	1	-	1	-	-	-	-
Romania	1	1	-	-	-	-	-
South Sudan	1	-	1	-	-	-	-
Tajikistan	1	-	1	-	-	-	-
Togo	1	-	1	-	-	-	-
<b>TOTAL</b>	<b>1 559</b>	<b>204</b>	<b>1 315</b>	<b>3</b>	<b>12</b>	<b>0</b>	<b>25</b>

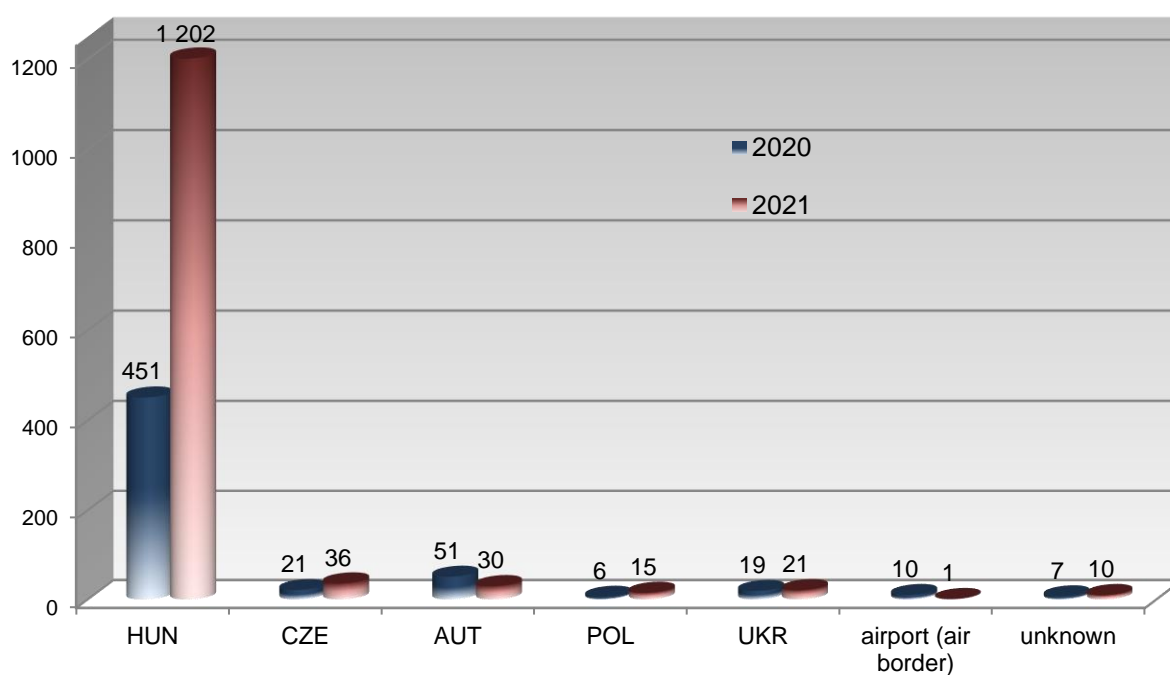
## IS disaggregated by nationality, place of detection and previous entry to the SR in 2020

Nationality	IS in total	Inland			At BCPs departing from the SR		Returned from other MS
		legal entry	illegal entry	unknown entry	at land border	at airports	
Ukraine	314	174	23	1	115	1	-
Afghanistan	189	2	179	-	4	-	4
Syria	145	1	141	-	-	-	3
Serbia	133	127	5	-	-	-	1
Morocco	63	-	62	-	-	-	1
Algeria	47	2	40	-	-	-	5
Moldova	26	23	1	-	2	-	-
Georgia	23	20	1	-	2	-	-
India	16	3	12	-	-	-	1
Pakistan	16	-	13	-	-	-	3
Iran	15	2	7	-	1	-	5
Turkey	15	1	-	-	-	-	14
Libya	12	-	12	-	-	-	-
Macedonia	12	12	-	-	-	-	-
Viet Nam	12	4	1	-	-	-	7
Sri Lanka	11	-	8	-	-	-	3
Tunisia	11	-	9	-	-	-	2
Bosnia and Herzegovina	10	9	1	-	-	-	-
Iraq	9	-	9	-	-	-	-
Russian Federation	9	3	3	-	3	-	-
Egypt	8	-	8	-	-	-	-
Albania	5	2	2	-	-	1	-
China	5	1	-	-	-	-	4
Nigeria	5	-	4	1	-	-	-
Palestine	5	-	5	-	-	-	-
Bangladesh	4	-	4	-	-	-	-
Romania	4	4	-	-	-	-	-
United States, USA	4	4	-	-	-	-	-
Ghana	3	-	3	-	-	-	-
Kazakhstan	3	1	-	-	2	-	-
Somalia	3	-	3	-	-	-	-
Yemen	3	-	3	-	-	-	-
Bulgaria	2	2	-	-	-	-	-
Israel	2	1	1	-	-	-	-
Mexico	2	2	-	-	-	-	-
Montenegro	2	2	-	-	-	-	-
Austria	1	-	1	-	-	-	-
Eritrea	1	-	1	-	-	-	-
France	1	1	-	-	-	-	-
Gambia	1	-	1	-	-	-	-
Germany	1	1	-	-	-	-	-
Hungary	1	1	-	-	-	-	-
Chile	1	1	-	-	-	-	-
Jordan	1	-	1	-	-	-	-
Mongolia	1	1	-	-	-	-	-
Stateless	1	-	-	1	-	-	-
Sudan	1	-	1	-	-	-	-
Uzbekistan	1	-	-	-	-	-	1
<b>TOTAL</b>	<b>1 160</b>	<b>407</b>	<b>565</b>	<b>3</b>	<b>129</b>	<b>2</b>	<b>54</b>

**IS detected inland after illegal entry to the SR in 2020 and 2021 by border sections illegally crossed by migrants**

Border section	2020	2021
Hungary	451	1 202
Czechia	21	36
Austria	51	30
Poland	6	15
Ukraine	19	21
Airport (Air border)	10	1
Unknown	7	10
<b>TOTAL</b>	<b>565</b>	<b>1 315</b>

**IS detected inland by border sections illegally crossed by migrants  
after illegal entry to the SR in 2020 a 2021**



**IS detected inland after illegal entry to the SR in 2021 disaggregated by border sections illegally crossed by migrants**

Nationality	Total	Border section						
		HUN	CZE	AUT	POL	UKR	airport (air border)	Unknown
Afghanistan	445	442	-	-	1	-	-	2
Morocco	284	272	1	11	-	-	-	-
Syria	200	198	1	1	-	-	-	-
Algeria	64	60	2	1	1	-	-	-
Pakistan	57	51	1	1	-	-	-	4
Tunisia	53	49	-	4	-	-	-	-
Ukraine	34	3	18	-	10	3	-	-
Libya	19	18	-	1	-	-	-	-
Turkey	17	17	-	-	-	-	-	-
India	12	8	-	-	-	3	-	1
Serbia	12	6	3	3	-	-	-	-
Egypt	10	10	-	-	-	-	-	-
Yemen	10	10	-	-	-	-	-	-
Bangladesh	9	6	-	-	-	-	-	3
Palestine	9	9	-	-	-	-	-	-
Sri Lanka	9	4	-	-	-	5	-	-
Georgia	8	1	4	1	2	-	-	-
Iraq	7	6	-	1	-	-	-	-
Cameroon	6	6	-	-	-	-	-	-
Moldova	6	1	5	-	-	-	-	-
Nepal	5	-	-	-	-	5	-	-
Sudan	5	5	-	-	-	-	-	-
Uzbekistan	4	-	-	-	-	4	-	-
Albania	3	2	-	1	-	-	-	-
Ghana	3	3	-	-	-	-	-	-
Thailand	3	3	-	-	-	-	-	-
Viet Nam	3	2	-	-	1	-	-	-
Bosnia and Herzegovina	2	-	-	2	-	-	-	-
Comoros	2	2	-	-	-	-	-	-
Nigeria	2	-	-	1	-	-	1	-
Côte d'Ivoire	1	-	-	1	-	-	-	-
Eritrea	1	1	-	-	-	-	-	-
Ethiopia	1	1	-	-	-	-	-	-
Gambia	1	-	-	1	-	-	-	-
China	1	-	1	-	-	-	-	-
Iran	1	1	-	-	-	-	-	-
Jordan	1	1	-	-	-	-	-	-
Niger	1	1	-	-	-	-	-	-
Philippines	1	1	-	-	-	-	-	-
South Sudan	1	1	-	-	-	-	-	-
Tajikistan	1	-	-	-	-	1	-	-
Togo	1	1	-	-	-	-	-	-
<b>TOTAL</b>	<b>1 315</b>	<b>1 202</b>	<b>36</b>	<b>30</b>	<b>15</b>	<b>21</b>	<b>1</b>	<b>10</b>

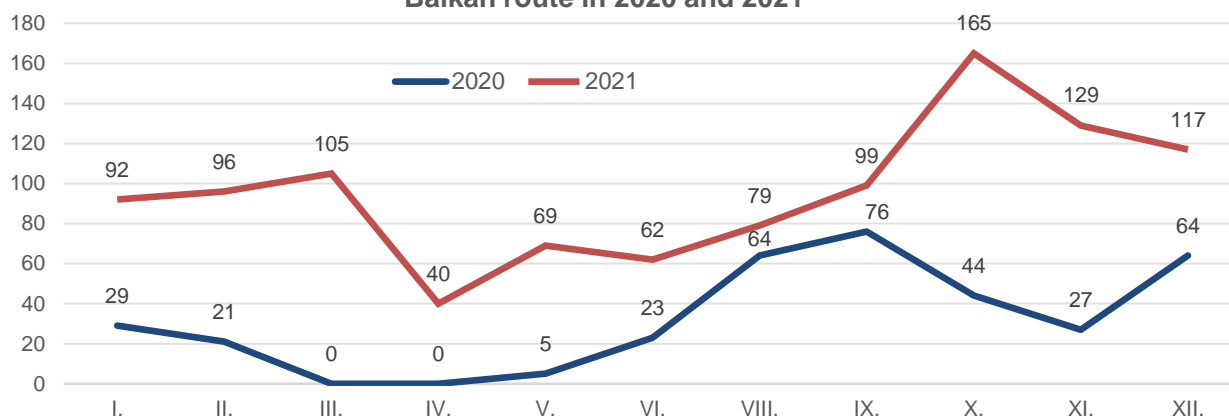
**IS detected inland after illegal entry to the SR in 2020 disaggregated by border sections illegally crossed by migrants**

Nationality	Total	Border section						
		HUN	CZE	AUT	POL	UKR	airport (air border)	Unknown
Afghanistan	179	162	-	8	-	5	3	1
Syria	141	115	1	20	-	-	5	-
Morocco	62	58	2	1	-	-	-	1
Algeria	40	36	-	1	-	3	-	-
Ukraine	23	6	11	2	4	-	-	-
Pakistan	13	11	-	2	-	-	-	-
India	12	5	-	1	-	1	-	5
Libya	12	9	3	-	-	-	-	-
Iraq	9	5	1	3	-	-	-	-
Tunisia	9	9	-	-	-	-	-	-
Egypt	8	7	-	-	1	-	-	-
Sri Lanka	8	3	-	-	-	5	-	-
Iran	7	6	-	1	-	-	-	-
Palestine	5	3	-	2	-	-	-	-
Serbia	5	3	1	1	-	-	-	-
Bangladesh	4	-	-	-	-	4	-	-
Nigeria	4	1	-	3	-	-	-	-
Ghana	3	3	-	-	-	-	-	-
Russian Federation	3	1	1	1	-	-	-	-
Somalia	3	1	-	-	-	-	2	-
Yemen	3	2	-	1	-	-	-	-
Albania	2	1	-	1	-	-	-	-
Austria	1	-	-	1	-	-	-	-
Bosnia and Herzegovina	1	-	-	1	-	-	-	-
Eritrea	1	1	-	-	-	-	-	-
Gambia	1	-	-	1	-	-	-	-
Georgia	1	-	-	-	1	-	-	-
Israel	1	1	-	-	-	-	-	-
Jordan	1	1	-	-	-	-	-	-
Moldova	1	-	-	-	-	1	-	-
Sudan	1	1	-	-	-	-	-	-
Viet Nam	1	-	1	-	-	-	-	-
<b>TOTAL</b>	<b>565</b>	<b>451</b>	<b>21</b>	<b>51</b>	<b>6</b>	<b>19</b>	<b>10</b>	<b>7</b>

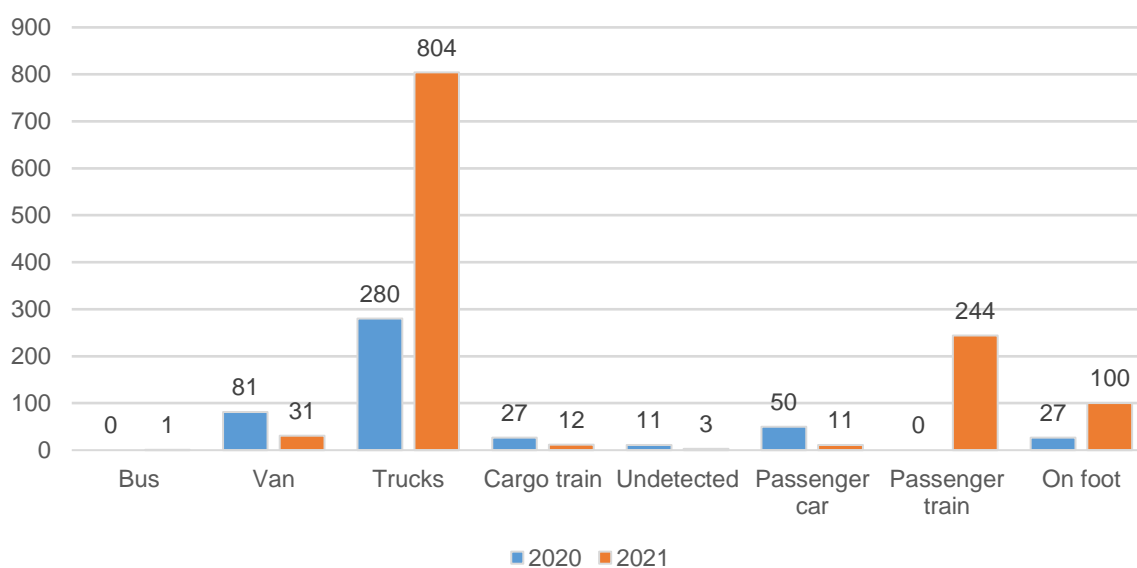
**IS Inland - illegal entry to the SR - secondary transit migration from the Western Balkans route in 2020 and 2021 - TOP 5 nationalities**

Nationality	2020	2021
Afghanistan	169	444
Morocco	61	284
Syria	134	202
Algeria	36	57
Tunisia	10	51
other nationalities	66	168
<b>TOTAL</b>	<b>476</b>	<b>1 206</b>

**Monthly evolution of secondary transit migration from the Western Balkan route in 2020 and 2021**



**Modus operandi of crossing the state border of the Slovak Republic of foreigners on secondary transit migration in 2020 and 2021**





**IS in 2021 disaggregated by detection and processing of cases by individual DBFP and other authorities**

Units		DETECTED	PROCESSED
<b>DBFP Bratislava</b>	FPU PF Bratislava	52	146
	FPU PF Dunajská Streda	20	68
	FPU PF Nitra	51	66
	FPU PF Nové Zámky	54	317
	FPU PF Trnava	51	96
	BCU PF Bratislava Ružinov - airport	24	4
	MU PF Bratislava	22	342
	<b>TOTAL</b>	<b>274</b>	<b>1 039</b>
<b>DBFP Banská Bystrica</b>	FPU PF Banská Bystrica	11	42
	FPU PF Ružomberok	5	20
	FPU PF Rimavská Sobota	-	7
	FPU PF Trenčín	6	14
	FPU PF Žilina	1	43
	MU PF Banská Bystrica	7	153
	<b>TOTAL</b>	<b>30</b>	<b>279</b>
<b>DBFP Prešov</b>	FPU PF Košice	11	54
	FPU PF Michalovce	5	53
	FPU PF Prešov	12	76
	BCU PF Košice – airport	-	1
	BCU PF Poprad - airport	-	-
	MU PF Prešov	4	30
	<b>TOTAL</b>	<b>32</b>	<b>214</b>
<b>DBFP Sobrance</b>	AU PF Humenné	-	-
	BCU PF Zboj	-	1
	BCU PF Topoľa	8	8
	BCU PF Ulič	3	3
	BCU PF Ubľa	5	5
	BCU PF Podhorod'	-	-
	BCU PF Petrovce	-	1
	BCU PF Vyšné Nemecké	6	6
	BCU PF Maťovské Vojkovce	-	-
	BCU PF Veľké Slemence	1	1
	BCU PF Čierna nad Tisou	2	2
	MIU PF DBFP Sobrance	4	-
	<b>TOTAL</b>	<b>29</b>	<b>27</b>
<b>Other authorities</b>	Customs Criminal Bureau	34	-
	NUCIM	6	-
	Patrol Police	745	-
	Railway Police	291	-
	Traffic Police	93	-
	Criminal Police	-	-
	Authority of other country	1	-
	Authority of neighbouring country	24	-
	<b>TOTAL</b>	<b>1 194</b>	<b>0</b>
<b>TOTAL</b>		<b>1 559</b>	<b>1 559</b>

**IS in 2020 disaggregated by detection and processing of cases by individual DBFP and other authorities**

Units		DETECTED	PROCESSED
<b>DBFP Bratislava</b>	FPU PF Bratislava	87	132
	FPU PF Dunajská Streda	22	61
	FPU PF Nitra	143	150
	FPU PF Nové Zámky	9	71
	FPU PF Trnava	101	115
	BCU PF Bratislava Ružinov - airport	14	12
	MU PF Bratislava	19	104
	<b>TOTAL</b>	<b>395</b>	<b>645</b>
<b>DBFP Banská Bystrica</b>	FPU PF Banská Bystrica	13	41
	FPU PF Rimavská Sobota	2	2
	FPU PF Ružomberok	7	43
	FPU PF Trenčín	25	31
	FPU PF Žilina	17	32
	MU PF Banská Bystrica	2	64
	<b>TOTAL</b>	<b>66</b>	<b>213</b>
<b>DBFP Prešov</b>	FPU PF Košice	11	23
	FPU PF Michalovce	1	12
	FPU PF Prešov	6	16
	BCU PF Košice – airport	-	5
	BCU PF Poprad - airport	-	-
	MU PF Prešov	-	91
	<b>TOTAL</b>	<b>18</b>	<b>147</b>
<b>DBFP Sobrance</b>	AU PF Humenné	7	11
	BCU PF Zboj	-	-
	BCU PF Topoľa	2	2
	BCU PF Ulič	-	-
	BCU PF Ubľa	34	34
	BCU PF Podhorod'	-	-
	BCU PF Petrovce	-	9
	BCU PF Vyšné Nemecké	89	97
	BCU PF Maťovské Vojkovce	-	-
	BCU PF Veľké Slemence	-	-
	BCU PF Čierna nad Tisou	1	1
	MIU PF DBFP Sobrance	13	1
	<b>TOTAL</b>	<b>146</b>	<b>155</b>
<b>Other authorities</b>	Customs Criminal Bureau	76	-
	NUCIM	13	-
	Patrol Police	355	-
	Railway Police	11	-
	Traffic Police	23	-
	Criminal Police	4	-
	Authority of other country	6	-
	Authority of neighbouring country	47	-
	<b>TOTAL</b>	<b>535</b>	<b>0</b>
<b>TOTAL</b>		<b>1 160</b>	<b>1 160</b>

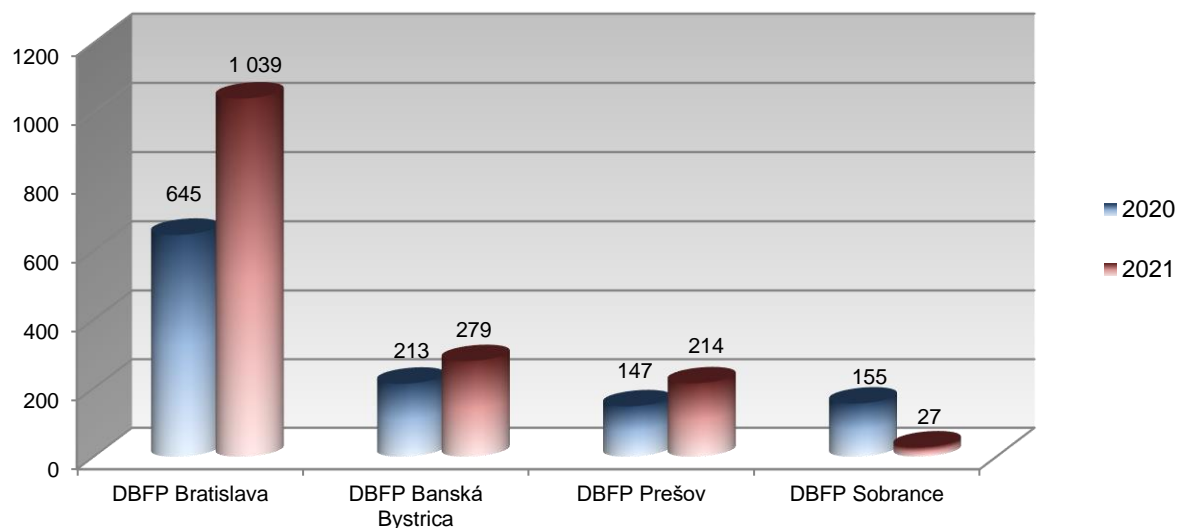
Note:

„Authority of detection“ means unit that performed primordial check of a foreigner in the territory of SR, detected violation of the law and handed the case over to the competent unit of BBFP for further processing, respectively, the violation of the law was detected by another foreign authority/authority of neighbouring country.

### IS in 2020 and 2021 by processing of cases by individual DBFPs

	2020	2021
DBFP Bratislava	645	1 039
DBFP Banská Bystrica	213	279
DBFP Prešov	147	214
DBFP Sobrance	155	27
<b>TOTAL</b>	<b>1 160</b>	<b>1 559</b>

### IS in 2020 and 2021 by processing of cases by individual DBFPs



### Overview of IS in 2021 by processing of cases by individual DBFPs disaggregated by place of detection and previous entry to the SR

DBFP	IS in total	Inland			At BCPs departing from the SR		Returned from other MS
		legal entry	illegal entry	unknown entry	at land border	at airports	
DBFP Bratislava	1 039	151	885	2	-	-	1
DBFP B. Bystrica	279	20	247	-	-	-	12
DBFP Prešov	214	28	173	1	-	-	12
DBFP Sobrance	27	5	10	-	12	-	-
<b>TOTAL</b>	<b>1 559</b>	<b>204</b>	<b>1 315</b>	<b>3</b>	<b>12</b>	<b>0</b>	<b>25</b>

### Overview of IS in 2020 by processing of cases by individual DBFPs disaggregated by place of detection and previous entry to the SR

DBFP	IS in total	Inland			At BCPs departing from the SR		Returned from other MS
		legal entry	illegal entry	unknown entry	at land border	at airports	
DBFP Bratislava	645	320	318	3	-	2	2
DBFP B. Bystrica	213	52	121	-	-	-	40
DBFP Prešov	147	31	104	-	-	-	12
DBFP Sobrance	155	4	22	-	129	-	-
<b>TOTAL</b>	<b>1 160</b>	<b>407</b>	<b>565</b>	<b>3</b>	<b>129</b>	<b>2</b>	<b>54</b>

**Overview of third country nationals who entered legally the territory of Schengen area and stayed illegally in SR (overstayers) in 2021**

Nationality	Overstayers		
	Total	Inland	at BCPs departing from the SR
Ukraine	181	172	9
Serbia	32	32	-
Georgia	17	17	-
Bosnia and Herzegovina	7	7	-
Moldova	6	6	-
Viet Nam	4	3	1
Thailand	3	3	-
Turkey	3	3	-
Macedonia	2	2	-
Russian Federation	2	2	-
Syria	2	2	-
Albania	1	1	-
Cameroon	1	1	-
Chile	1	1	-
China	1	1	-
Montenegro	1	1	-
Pakistan	1	1	-
Palestine	1	1	-
Uzbekistan	1	1	-
<b>TOTAL</b>	<b>267</b>	<b>257</b>	<b>10</b>

**Overview of third country nationals who entered legally the territory of Schengen area and stayed illegally in SR (overstayers) in 2020**

Nationality	Overstayers		
	Total	Inland	at BCPs departing from the SR
Ukraine	309	194	115
Serbia	130	130	-
Moldova	25	23	2
Georgia	23	21	2
Macedonia	12	12	-
Bosnia and Herzegovina	9	9	-
Russian Federation	7	4	3
Viet Nam	5	5	-
India	4	4	-
Iran	4	4	-
United States, USA	4	4	-
Albania	3	3	-
Syria	3	3	-
Afghanistan	2	2	-
Algeria	2	2	-
Israel	2	2	-
Kazakhstan	2	1	1
Mexico	2	2	-
Montenegro	2	2	-
Egypt	1	1	-
Ghana	1	1	-
Chile	1	1	-
China	1	1	-
Mongolia	1	1	-
Nigeria	1	1	-
Pakistan	1	1	-
Turkey	1	1	-
<b>TOTAL</b>	<b>558</b>	<b>435</b>	<b>123</b>

# IS in 2021 disaggregated by nationality, sex and age

Nationality	IS in total	Total	MALE				Total	FEMALE			
			0-13	14-17	18-34	35+		0-13	14-17	18-34	35+
Afghanistan	452	449	3	137	305	4	3	-	-	2	1
Morocco	284	281	-	5	250	26	3	-	-	3	-
Syria	204	200	-	7	177	16	4	1	-	2	1
Ukraine	187	128	-	-	70	58	59	-	-	19	40
Pakistan	62	62	-	3	54	5	-	-	-	-	-
Algeria	60	60	-	3	50	7	-	-	-	-	-
Tunisia	52	51	-	-	47	4	1	-	-	-	1
Serbia	38	33	-	-	18	15	5	-	-	-	5
India	23	23	-	-	20	3	-	-	-	-	-
Libya	20	20	-	2	16	2	-	-	-	-	-
Turkey	20	20	-	2	14	4	-	-	-	-	-
Georgia	19	15	-	-	4	11	4	-	-	-	4
Palestine	11	11	-	-	9	2	-	-	-	-	-
Egypt	10	10	-	2	6	2	-	-	-	-	-
Yemen	10	10	-	-	9	1	-	-	-	-	-
Bangladesh	9	9	-	-	9	-	-	-	-	-	-
Sri Lanka	9	9	-	-	5	4	-	-	-	-	-
Bosnia and Herzegovina	8	5	-	-	1	4	3	-	-	1	2
Cameroon	7	5	-	-	2	3	2	-	-	1	1
Iraq	7	5	1	-	4	-	2	1	-	1	-
Moldova	7	2	-	-	1	1	5	-	-	4	1
Viet Nam	6	5	-	-	2	3	1	-	-	-	1
Nepal	5	5	-	-	5	-	-	-	-	-	-
Sudan	5	5	-	-	4	1	-	-	-	-	-
Uzbekistan	5	5	-	-	4	1	-	-	-	-	-
Albania	3	3	-	-	3	-	-	-	-	-	-
Ghana	3	3	-	-	2	1	-	-	-	-	-
Russian Federation	3	1	-	-	-	1	2	-	-	2	-
Thailand	3	-	-	-	-	-	3	-	-	-	3
Czechia	2	1	-	-	-	1	1	-	-	1	-
Comoros	2	2	-	-	2	-	-	-	-	-	-
Nigeria	2	2	-	-	1	1	-	-	-	-	-
Macedonia	2	2	-	-	1	1	-	-	-	-	-
Bulgaria	1	1	-	-	-	1	-	-	-	-	-
Côte d'Ivoire	1	1	-	-	1	-	-	-	-	-	-
Eritrea	1	1	-	-	1	-	-	-	-	-	-
Ethiopia	1	1	-	-	1	-	-	-	-	-	-
Gabon	1	1	-	-	-	1	-	-	-	-	-
Gambia	1	1	-	-	1	-	-	-	-	-	-
Germany	1	1	-	-	1	-	-	-	-	-	-
Hungary	1	1	-	-	-	1	-	-	-	-	-
Chile	1	1	-	-	-	1	-	-	-	-	-



continues on the next page



continues from the previous page (year 2021)

Nationality	IS in total	Total	MALE				Total	FEMALE			
			0-13	14-17	18-34	35+		0-13	14-17	18-34	35+
China	1	1	-	-	1	-	-	-	-	-	-
Iran	1	1	-	1	-	-	-	-	-	-	-
Jordan	1	1	-	-	1	-	-	-	-	-	-
Montenegro	1	1	-	-	1	-	-	-	-	-	-
Niger	1	1	-	1	-	-	-	-	-	-	-
Philippines	1	-	-	-	-	-	1	-	-	1	-
Romania	1	1	-	-	-	1	-	-	-	-	-
South Sudan	1	1	-	-	1	-	-	-	-	-	-
Tajikistan	1	1	-	-	1	-	-	-	-	-	-
Togo	1	1	-	-	1	-	-	-	-	-	-
<b>TOTAL</b>	<b>1 559</b>	<b>1 460</b>	<b>4</b>	<b>163</b>	<b>1 106</b>	<b>187</b>	<b>99</b>	<b>2</b>	<b>0</b>	<b>37</b>	<b>60</b>

# IS in 2020 disaggregated by nationality, sex and age

Nationality	IS in total	Total	MALE				Total	FEMALE			
			0-13	14-17	18-34	35+		0-13	14-17	18-34	35+
Ukraine	314	221	-	-	114	107	93	-	-	26	67
Afghanistan	189	176	4	53	116	3	13	4	-	7	2
Syria	145	122	5	8	90	19	23	2	2	13	6
Serbia	133	72	-	-	37	35	61	-	-	12	49
Morocco	63	63	-	2	59	2	-	-	-	-	-
Algeria	47	47	-	1	40	6	-	-	-	-	-
Moldova	26	26	-	-	18	8	-	-	-	-	-
Georgia	23	22	-	-	9	13	1	-	-	1	-
India	16	16	1	-	11	4	-	-	-	-	-
Pakistan	16	13	1	1	9	2	3	2	-	1	-
Iran	15	10	2	1	5	2	5	1	-	3	1
Turkey	15	15	-	-	12	3	-	-	-	-	-
Libya	12	12	-	-	11	1	-	-	-	-	-
Macedonia	12	11	-	-	4	7	1	-	-	-	1
Viet Nam	12	11	-	-	9	2	1	-	-	1	-
Sri Lanka	11	11	-	-	7	4	-	-	-	-	-
Tunisia	11	11	-	-	10	1	-	-	-	-	-
Bosnia and Herzegovina	10	9	-	-	5	4	1	-	-	-	1
Iraq	9	6	-	-	6	-	3	1	-	1	1
Russian Federation	9	5	1	-	1	3	4	-	-	2	2
Egypt	8	8	-	-	6	2	-	-	-	-	-
Albania	5	5	-	-	4	1	-	-	-	-	-
China	5	3	-	-	-	3	2	-	-	-	2
Nigeria	5	5	-	-	2	3	-	-	-	-	-
Palestine	5	5	-	-	4	1	-	-	-	-	-
Bangladesh	4	4	-	-	3	1	-	-	-	-	-
Romania	4	4	-	-	3	1	-	-	-	-	-
United States, USA	4	3	-	-	1	2	1	-	-	-	1
Ghana	3	3	-	1	2	-	-	-	-	-	-
Kazakhstan	3	3	-	-	1	2	-	-	-	-	-
Somalia	3	2	-	-	2	-	1	-	-	1	-
Yemen	3	3	-	-	1	2	-	-	-	-	-
Bulgaria	2	1	-	-	-	1	1	-	-	1	-
Israel	2	1	-	-	1	-	1	-	-	1	-
Mexico	2	2	-	-	2	-	-	-	-	-	-
Montenegro	2	2	-	-	1	1	-	-	-	-	-
Austria	1	1	-	-	-	1	-	-	-	-	-
Eritrea	1	1	-	-	1	-	-	-	-	-	-
France	1	1	-	-	-	1	-	-	-	-	-
Gambia	1	1	-	-	1	-	-	-	-	-	-
Germany	1	1	-	-	1	-	-	-	-	-	-
Hungary	1	1	-	-	-	1	-	-	-	-	-
Chile	1	1	-	1	-	-	-	-	-	-	-
Jordan	1	1	-	-	-	1	-	-	-	-	-
Mongolia	1	-	-	-	-	-	1	-	-	-	1
Stateless	1	1	-	-	-	1	-	-	-	-	-
Sudan	1	1	-	-	1	-	-	-	-	-	-
Uzbekistan	1	1	-	-	-	1	-	-	-	-	-
<b>TOTAL</b>	<b>1 160</b>	<b>944</b>	<b>14</b>	<b>68</b>	<b>610</b>	<b>252</b>	<b>216</b>	<b>10</b>	<b>2</b>	<b>70</b>	<b>134</b>



## IS by processing of cases by individual DBFPs in 2021

Nationality	Total	Thereof:			
		DBFP Bratislava	DBFP B. Bystrica	DBFP Prešov	DBFP Sobrance
Afghanistan	452	239	113	99	1
Morocco	284	195	74	15	-
Syria	201	189	11	1	-
Ukraine	187	129	15	32	11
Algeria	64	45	15	4	-
Pakistan	62	39	10	13	-
Tunisia	53	46	7	-	-
Serbia	38	34	4	-	-
India	23	7	1	12	3
Turkey	20	12	6	1	1
Georgia	19	15	1	3	-
Libya	19	8	9	2	-
Egypt	10	8	2	-	-
Yemen	10	10	-	-	-
Palestine	10	6	4	-	-
Bangladesh	9	6	-	3	-
Sri Lanka	9	4	-	-	5
Bosnia and Herzegovina	8	8	-	-	-
Cameroon	7	-	1	6	-
Iraq	7	7	-	-	-
Moldova	7	2	-	5	-
Viet Nam	6	5	-	-	1
Nepal	5	-	-	5	-
Sudan	5	5	-	-	-
Uzbekistan	5	-	-	4	1
Albania	3	3	-	-	-
Ghana	3	-	-	3	-
Russian Federation	3	2	-	-	1
Thailand	3	3	-	-	-
Czechia	2	-	-	2	-
Comoros	2	-	-	2	-
Nigeria	2	2	-	-	-
Macedonia	2	1	1	-	-
Bulgaria	1	-	-	1	-
Côte d'Ivoire	1	1	-	-	-
Eritrea	1	-	1	-	-
Ethiopia	1	-	1	-	-
Gabon	1	1	-	-	-
Gambia	1	1	-	-	-
Germany	1	-	-	-	1
Hungary	1	-	-	-	1
Chile	1	-	1	-	-
China	1	1	-	-	-
Iran	1	1	-	-	-



continues on the next page



continues from the previous page (year 2021)

Nationality	Total	Thereof:			
		DBFP Bratislava	DBFP B. Bystrica	DBFP Prešov	DBFP Sobrance
Jordan	1	1	-	-	-
Montenegro	1	1	-	-	-
Niger	1	-	1	-	-
Philippines	1	1	-	-	-
Romania	1	1	-	-	-
South Sudan	1	-	1	-	-
Tajikistan	1	-	-	-	1
Togo	1	-	-	1	-
<b>TOTAL</b>	<b>1 559</b>	<b>1 039</b>	<b>279</b>	<b>214</b>	<b>27</b>

## IS by processing of cases by individual DBFPs in 2020

Nationality	Total	Thereof:			
		DBFP Bratislava	DBFP B. Bystrica	DBFP Prešov	DBFP Sobrance
Ukraine	314	155	17	26	116
Afghanistan	189	89	40	50	10
Syria	145	76	37	31	1
Serbia	133	110	21	1	1
Morocco	63	45	13	5	-
Algeria	47	24	11	8	4
Moldova	26	17	6	-	3
Georgia	23	18	1	2	2
India	16	10	1	-	5
Pakistan	16	3	12	1	-
Iran	15	8	4	1	2
Turkey	15	1	14	-	-
Libya	12	8	4	-	-
Macedonia	12	12	-	-	-
Viet Nam	12	5	7	-	-
Sri Lanka	11	3	3	5	-
Tunisia	11	5	5	1	-
Bosnia and Herzegovina	10	9	1	-	-
Iraq	9	6	2	1	-
Russian Federation	9	2	2	1	4
Egypt	8	2	5	1	-
Albania	5	3	-	2	-
China	5	1	1	3	-
Nigeria	5	4	-	1	-
Palestine	5	3	1	1	-
Bangladesh	4	-	-	-	4
Romania	4	2	2	-	-
United States, USA	4	4	-	-	-
Ghana	3	2	-	1	-
Kazakhstan	3	1	-	-	2
Somalia	3	3	-	-	-
Yemen	3	3	-	-	-
Bulgaria	2	2	-	-	-
Israel	2	-	-	2	-
Mexico	2	2	-	-	-
Montenegro	2	1	1	-	-
Austria	1	1	-	-	-
Eritrea	1	1	-	-	-
France	1	-	-	1	-
Gambia	1	1	-	-	-
Germany	1	1	-	-	-
Hungary	1	-	-	1	-
Chile	1	-	1	-	-
Jordan	1	-	-	-	1
Mongolia	1	1	-	-	-
Stateless	1	1	-	-	-
Sudan	1	-	1	-	-
Uzbekistan	1	-	-	1	-
<b>TOTAL</b>	<b>1 160</b>	<b>645</b>	<b>213</b>	<b>147</b>	<b>155</b>

**IS by processing of cases by individual units of DBFP Bratislava in 2021**

Nationality	TOTAL	Thereof:						
		FPU PF Bratislava	FPU PF Dunajská Streda	FPU PF Nitra	FPU PF Nové Zámky	FPU PF Trnava	BCU PF Bratislava Ružinov-airport	MU PF Bratislava
Afghanistan	239	19	30	10	71	33	3	73
Morocco	195	37	11	10	53	15	-	69
Syria	189	20	2	-	98	1	-	68
Ukraine	129	32	11	28	22	21	-	15
Tunisia	46	3	-	3	16	3	-	21
Algeria	45	8	1	1	16	1	-	18
Pakistan	39	2	5	-	2	3	-	27
Serbia	34	5	1	9	6	10	-	3
Georgia	15	3	1	-	2	3	-	6
Turkey	12	1	-	-	10	-	-	1
Yemen	10	4	2	-	1	-	-	3
Bosnia and Herzegovina	8	1	-	3	1	1	-	2
Egypt	8	1	-	-	5	-	-	2
Libya	8	1	3	-	1	-	-	3
India	7	1	-	-	2	-	-	4
Iraq	7	-	-	-	-	-	-	7
Bangladesh	6	-	-	-	-	-	-	6
Palestine	6	1	-	-	4	-	-	1
Sudan	5	-	1	-	2	-	-	2
Viet Nam	5	1	-	-	2	-	-	2
Sri Lanka	4	-	-	-	-	-	-	4
Albania	3	-	-	-	-	1	1	1
Thailand	3	3	-	-	-	-	-	-
Moldova	2	2	-	-	-	-	-	-
Nigeria	2	-	-	1	-	1	-	-
Russian Federation	2	-	-	-	1	1	-	-
Côte d'Ivoire	1	-	-	-	-	-	-	1
Gabon	1	-	-	-	-	1	-	-
Gambia	1	-	-	-	-	-	-	1
China	1	1	-	-	-	-	-	-
Iran	1	-	-	-	1	-	-	-
Jordan	1	-	-	-	1	-	-	-
Macedonia	1	-	-	-	-	1	-	-
Montenegro	1	-	-	1	-	-	-	-
Philippines	1	-	-	-	-	-	-	1
Romania	1	-	-	-	-	-	-	1
<b>TOTAL</b>	<b>1 039</b>	<b>146</b>	<b>68</b>	<b>66</b>	<b>317</b>	<b>96</b>	<b>4</b>	<b>342</b>

**IS by processing of cases by individual units of DBFP Banská Bystrica in 2021**

Nationality	TOTAL	Thereof:					
		FPU PF Banská Bystrica	FPU PF Rimavská Sobota	FPU PF Ružomberok	FPU PF Trenčín	FPU PF Žilina	MU PF Banská Bystrica
Afghanistan	113	16	7	2	8	28	52
Morocco	74	11	-	4	4	2	53
Algeria	15	3	-	3	-	3	6
Ukraine	15	5	-	3	-	1	6
Syria	11	-	-	2	-	-	9
Pakistan	10	-	-	-	-	6	4
Libya	9	-	-	-	2	-	7
Tunisia	7	-	-	1	-	2	4
Turkey	6	-	-	-	-	-	6
Palestine	4	2	-	1	-	-	1
Serbia	4	1	-	1	-	-	2
Egypt	2	-	-	1	-	1	-
Cameroon	1	1	-	-	-	-	-
Eritrea	1	-	-	1	-	-	-
Ethiopia	1	1	-	-	-	-	-
Georgia	1	-	-	1	-	-	-
Chile	1	1	-	-	-	-	-
India	1	-	-	-	-	-	1
Macedonia	1	1	-	-	-	-	-
Niger	1	-	-	-	-	-	1
South Sudan	1	-	-	-	-	-	1
<b>TOTAL</b>	<b>279</b>	<b>42</b>	<b>7</b>	<b>20</b>	<b>14</b>	<b>43</b>	<b>153</b>

**IS by processing of cases by individual units of DBFP Prešov in 2021**

Nationality	TOTAL	Thereof:					
		FPU PF Košice	FPU PF Michalovce	FPU PF Prešov	BCU PF Košice- airport	BCU PF Poprad- airport	MU PF Prešov
Afghanistan	99	27	-	46	-	-	26
Ukraine	32	6	21	5	-	-	-
Morocco	15	10	2	2	-	-	1
Pakistan	13	2	4	7	-	-	-
India	12	1	1	10	-	-	-
Cameroon	6	-	6	-	-	-	-
Moldova	5	4	-	1	-	-	-
Nepal	5	-	5	-	-	-	-
Algeria	4	2	-	2	-	-	-
Uzbekistan	4	-	4	-	-	-	-
Bangladesh	3	-	3	-	-	-	-
Georgia	3	1	1	-	-	-	1
Ghana	3	-	2	-	-	-	1
Comoros	2	-	2	-	-	-	-
Czechia	2	-	-	2	-	-	-
Libya	2	-	-	1	-	-	1
Bulgaria	1	-	1	-	-	-	-
Syria	1	1	-	-	-	-	-
Togo	1	-	1	-	-	-	-
Turkey	1	-	-	-	1	-	-
<b>TOTAL</b>	<b>214</b>	<b>54</b>	<b>53</b>	<b>76</b>	<b>1</b>	<b>0</b>	<b>30</b>

**IS by processing of cases by individual units of DBFP Sobrance in 2021**

Nationality	TOTAL	BCU PF:									
		Zboj	Topoľa	Ulič	Uľľa	Podhorod'	Petrovce	Vyšné Nemecké	Matovské Vojkovce	Veľké Slence	Čierna nad Tisou
Ukraine	11	1	-	-	5	-	-	4	-	-	1
Sri Lanka	5	-	5	-	-	-	-	-	-	-	-
India	3	-	3	-	-	-	-	-	-	-	-
Afghanistan	1	-	-	1	-	-	-	-	-	-	-
Germany	1	-	-	-	-	-	1	-	-	-	-
Hungary	1	-	-	-	-	-	-	1	-	-	-
Russian Federation	1	-	-	-	-	-	-	1	-	-	-
Tajikistan	1	-	-	-	-	-	-	-	-	1	-
Turkey	1	-	-	1	-	-	-	-	-	-	-
Uzbekistan	1	-	-	1	-	-	-	-	-	-	-
Viet Nam	1	-	-	-	-	-	-	-	-	-	1
<b>TOTAL</b>	<b>27</b>	<b>1</b>	<b>8</b>	<b>3</b>	<b>5</b>	<b>0</b>	<b>1</b>	<b>6</b>	<b>0</b>	<b>1</b>	<b>2</b>

## 2.3 Unaccompanied Minors Apprehended for IBC and IS

### Unaccompanied minors apprehended for IBC and IS in 2021

Nationality	Unaccompanied minors apprehended for:		
	TOTAL	IBC	IS
Afghanistan	141	-	141
Syria	6	-	6
Ukraine	6	6	-
Morocco	5	-	5
Algeria	4	1	3
Libya	3	2	1
Pakistan	3	-	3
Turkey	3	1	2
Egypt	2	-	2
Iran	1	-	1
Niger	1	-	1
<b>TOTAL</b>	<b>175</b>	<b>10</b>	<b>165</b>

### Unaccompanied minors apprehended for IBC and IS in 2020

Nationality	Unaccompanied minors apprehended for:		
	TOTAL	IBC	IS
Afghanistan	51	-	51
Syria	9	2	7
Libya	4	4	-
Algeria	1	-	1
Bangladesh	1	1	-
Chile	1	-	1
Ghana	1	-	1
Morocco	1	-	1
Pakistan	1	-	1
<b>TOTAL</b>	<b>70</b>	<b>7</b>	<b>63</b>

**Unaccompanied minors apprehended for IBC and IS in 2021 disaggregated by nationality, sex and age**

Nationality	UM in total	Total	MALE		Total	FEMALE	
			0-13	14-17		0-13	14-17
Afghanistan	141	141	4	137	-	-	-
Syria	6	6	-	6	-	-	-
Ukraine	6	6	2	4	-	-	-
Morocco	5	5	-	5	-	-	-
Algeria	4	4	-	4	-	-	-
Libya	3	3	-	3	-	-	-
Pakistan	3	3	-	3	-	-	-
Turkey	3	3	-	3	-	-	-
Egypt	2	2	-	2	-	-	-
Iran	1	1	-	1	-	-	-
Niger	1	1	-	1	-	-	-
<b>TOTAL</b>	<b>175</b>	<b>175</b>	<b>6</b>	<b>169</b>	<b>0</b>	<b>0</b>	<b>0</b>

**Unaccompanied minors apprehended for IBC and IS in 2020 disaggregated by nationality, sex and age**

Nationality	UM in total	Total	MALE		Total	FEMALE	
			0-13	14-17		0-13	14-17
Afghanistan	51	51	2	49	-	-	-
Syria	9	9	1	8	-	-	-
Libya	4	4	-	4	-	-	-
Algeria	1	1	-	1	-	-	-
Bangladesh	1	1	-	1	-	-	-
Chile	1	1	-	1	-	-	-
Ghana	1	1	-	1	-	-	-
Morocco	1	1	-	1	-	-	-
Pakistan	1	1	-	1	-	-	-
<b>TOTAL</b>	<b>70</b>	<b>70</b>	<b>3</b>	<b>67</b>	<b>0</b>	<b>0</b>	<b>0</b>

**Note:**

Stated age in the age category (0-13, 14-17) is valid at the time of apprehension of unaccompanied minors for IBC and IS.



## 2.4 Asylum Applications

### Overview of asylum applications submitted in 2021

Nationality	Number of submitted asylum applications
Morocco	116
Afghanistan	97
Algeria	24
India	20
Libya	14
Syria	13
Turkey	12
Pakistan	11
Sri Lanka	9
Tunisia	9
Nepal	5
Cameroon	4
Uzbekistan	4
Bangladesh	3
Egypt	3
Palestine	3
Yemen	3
Georgia	2
Moldova	2
Congo	1
Czechia	1
Democratic Republic of the Congo	1
Germany	1
China	1
Iran	1
Iraq	1
Niger	1
Russian Federation	1
Serbia	1
Somalia	1
South Sudan	1
Sudan	1
Ukraine	1
United States, USA	1
Viet Nam	1
<b>TOTAL</b>	<b>370</b>

## Overview of asylum applications submitted in 2020

Nationality	Number of submitted asylum applications
Afghanistan	50
Morocco	41
Syria	38
Algeria	27
Turkey	18
Bangladesh	16
Iran	15
Sri Lanka	11
India	10
Libya	9
Tunisia	8
Egypt	5
Pakistan	5
China	4
Viet Nam	3
Albania	2
Ghana	2
Jordan	2
Nigeria	2
Russian Federation	2
Somalia	2
Ukraine	2
Democratic Republic of the Congo	1
Georgia	1
Iraq	1
Poland	1
Serbia	1
Sudan	1
Uzbekistan	1
Yemen	1
<b>TOTAL</b>	<b>282</b>

**Note:**

In the above mentioned number of asylum applications are included all asylum applications lodged during the assessed timeframe at police units regardless of the fact, that the foreigner was in SR legally or illegally. Repeated asylum applications are also included.

**Overview of asylum applications submitted by illegal migrants apprehended for IBC and IS in 2021**

		Number of apprehended illegal migrants	Number of asylum applications
IBC	External land border between BCPs	195	3
	External land border at BCPs	12	0
	External air border - airports	3	1
	<b>TOTAL</b>	<b>210</b>	<b>4</b>
IS	Inland	1 522	238
	At BCPs - departing from the SR	12	0
	Returned from other member state	25	22
	<b>TOTAL</b>	<b>1 559</b>	<b>260</b>
<b>TOTAL</b>		<b>1 769</b>	<b>264</b>

**Overview of asylum applications submitted by illegal migrants apprehended for IBC and IS in 2021 disaggregated by nationality of applicant**

Nationality	Total	Asylum applications by IBC			Asylum applications by IS		
		land border:		airports	inland	at BCPs departing from SR	returned from other MS
		between BCPs	at BCPs				
Morocco	106	-	-	-	106	-	-
Afghanistan	33	-	-	-	33	-	-
Algeria	19	1	-	-	18	-	-
India	19	-	-	-	5	-	14
Turkey	12	-	-	-	11	-	1
Libya	11	-	-	-	11	-	-
Pakistan	11	-	-	-	5	-	6
Sri Lanka	9	-	-	-	9	-	-
Tunisia	8	-	-	-	8	-	-
Syria	7	-	-	-	7	-	-
Nepal	5	-	-	-	5	-	-
Cameroon	4	-	-	-	4	-	-
Uzbekistan	4	-	-	-	4	-	-
Bangladesh	3	-	-	-	3	-	-
Palestine	3	-	-	-	2	-	1
Egypt	2	-	-	-	2	-	-
Moldova	2	2	-	-	-	-	-
Congo	1	-	-	1	-	-	-
Georgia	1	-	-	-	1	-	-
Niger	1	-	-	-	1	-	-
Russian Federation	1	-	-	-	1	-	-
Serbia	1	-	-	-	1	-	-
South Sudan	1	-	-	-	1	-	-
<b>TOTAL</b>	<b>264</b>	<b>3</b>	<b>0</b>	<b>1</b>	<b>238</b>	<b>0</b>	<b>22</b>

## Overview of asylum applications submitted by illegal migrants apprehended for IBC and IS in 2020

		Number of apprehended illegal migrants	Number of asylum applications
IBC	External land border between BCPs	126	24
	External land border at BCPs	4	0
	Internal land border*	2	0
	External air border - airports	3	0
	<b>TOTAL</b>	<b>135</b>	<b>24</b>
IS	Inland	975	187
	At BCPs - departing from the SR	131	1
	Returned from other member state	54	51
	<b>TOTAL</b>	<b>1 160</b>	<b>239</b>
<b>TOTAL</b>		<b>1 295</b>	<b>263</b>

\*During temporary reintroduction of border controls at internal border based on SR Government regulation from 08 April 2020 to 26 June 2020.

## Overview of asylum applications submitted by illegal migrants apprehended for IBC and IS in 2020 disaggregated by nationality of applicant

Nationality	Total	Asylum applications by IBC			Asylum applications by IS		
		land border:		airports	inland	at BCPs departing from SR	returned from other MS
		between BCPs	at BCPs				
Afghanistan	47	-	-	-	43	-	4
Morocco	41	-	-	-	40	-	1
Syria	36	4	-	-	29	-	3
Algeria	27	-	-	-	22	-	5
Turkey	17	3	-	-	-	-	14
Bangladesh	16	12	-	-	4	-	-
Sri Lanka	11	-	-	-	8	-	3
Iran	10	3	-	-	1	1	5
India	9	1	-	-	7	-	1
Libya	9	-	-	-	9	-	-
Tunisia	8	-	-	-	6	-	2
Egypt	5	-	-	-	5	-	-
Pakistan	5	-	-	-	-	-	5
China	4	-	-	-	-	-	4
Viet Nam	3	-	-	-	-	-	3
Ghana	2	-	-	-	2	-	-
Nigeria	2	-	-	-	2	-	-
Somalia	2	-	-	-	2	-	-
Albania	1	-	-	-	1	-	-
Iraq	1	-	-	-	1	-	-
Jordan	1	-	-	-	1	-	-
Russian Federation	1	1	-	-	-	-	-
Serbia	1	-	-	-	1	-	-
Sudan	1	-	-	-	1	-	-
Ukraine	1	-	-	-	1	-	-
Uzbekistan	1	-	-	-	-	-	1
Yemen	1	-	-	-	1	-	-
<b>TOTAL</b>	<b>263</b>	<b>24</b>	<b>0</b>	<b>0</b>	<b>187</b>	<b>1</b>	<b>51</b>

## 2.5 False Travel, Residence and Other Documents

### Number of persons, documents and BCSs by the place of detection in 2020 and 2021

		2020			2021		
		persons	documents*	BCSs	persons	documents*	BCSs
land border	At BCPs - entering the SR	2	1	2	10	19	-
	At BCPs - departing from the SR	4	1	5	9	3	15
	In the vicinity of land border (border surveillance)	3	3	-	-	-	-
	<b>TOTAL</b>	<b>9</b>	<b>5</b>	<b>7</b>	<b>19</b>	<b>22</b>	<b>15</b>
airports	Non-Schengen flights	5	7	-	10	10	3
	Intra-Schengen flights (random check)	10	12	-	-	-	-
	In airport area (or in its vicinity)	-	-	-	-	-	-
	<b>TOTAL</b>	<b>15</b>	<b>19</b>	<b>0</b>	<b>10</b>	<b>10</b>	<b>3</b>
inland	At FPU PF	4	2	7	158	164	13
	In the vicinity of the intra-Schengen border	-	-	-	3	4	-
	In PDCA/ At AU PF	-	-	-	-	-	-
	Other	2	2	-	21	26	-
	<b>TOTAL</b>	<b>6</b>	<b>4</b>	<b>7</b>	<b>182</b>	<b>194</b>	<b>13</b>
<b>TOTAL on the territory of SR</b>		<b>30</b>	<b>28</b>	<b>14</b>	<b>211</b>	<b>226</b>	<b>31</b>

\* Except for those passports in which no changes have been made and they contain counterfeit/forged/fraudulently obtained documents or BCSs.

### Number of persons, documents and BCSs by DBFPs and PDCAs in 2020 and 2021

	2020			2021		
	persons	documents*	BCSs	persons	documents*	BCSs
DBFP Bratislava	18	20	7	44	49	16
DBFP Banská Bystrica	-	-	-	80	82	-
DBFP Prešov	2	2	-	68	73	-
DBFP Sobrance	10	6	7	19	22	15
PDCA Medveďov	-	-	-	-	-	-
PDCA Sečovce	-	-	-	-	-	-
<b>TOTAL</b>	<b>30</b>	<b>28</b>	<b>14</b>	<b>211</b>	<b>226</b>	<b>31</b>

\* Except for those passports in which no changes have been made and they contain counterfeit/forged/fraudulently obtained documents or BCSs

## Number of documents and BCSs by the place of detection in 2020 and 2021

		2020				2021			
		Total on the territory of SR	Land border	Airports	Inland	Total on the territory of SR	Land border	Airports	Inland
DOCUMENTS*	Passport*	9	1	7	1	11	1	7	3
	ID card	13	2	9	2	39	10	-	29
	Other TD	0	-	-	-	0	-	-	-
	Visa	0	-	-	-	0	-	-	-
	Residence permit	4	2	2	-	12	10	1	1
	Driving licence	1	-	1	-	3	-	-	3
	Civil status document	0	-	-	-	0	-	-	-
	Criminal records	1	-	-	1	148	-	-	148
	Evidence of education	0	-	-	-	0	-	-	-
	Other supporting document	0	-	-	-	13	1	2	10
	Other	0	-	-	-	0	-	-	-
	<b>TOTAL</b>	<b>28</b>	<b>5</b>	<b>19</b>	<b>4</b>	<b>226</b>	<b>22</b>	<b>10</b>	<b>194</b>
BCSs		14	7	-	7	31	15	3	13

\* Except for those Passports in which no changes have been made and they contain counterfeit/forged/fraudulently obtained documents or BCSs

## Travel documents (passports, ID cards and other TDs) by type of fraud detected on the territory of the SR in 2020 and 2021

		TOTAL (a – l)	a	b	c	d	e	f	g	h	i	j	k	l	genuine (x)
2020	Passport	9	-	-	3	-	-	-	-	-	1	-	4	1	6
	ID card	13	-	-	-	-	-	-	-	-	8	-	5	-	-
	Other TD	0	-	-	-	-	-	-	-	-	-	-	-	-	-
	<b>TOTAL</b>	<b>22</b>	<b>0</b>	<b>0</b>	<b>3</b>	<b>0</b>	<b>0</b>	<b>0</b>	<b>0</b>	<b>0</b>	<b>9</b>	<b>0</b>	<b>9</b>	<b>1</b>	<b>6</b>
2021	Passport	11	-	-	1	-	1	-	3	-	2	-	2	2	13
	ID card	39	-	1	-	-	-	-	-	-	38	-	-	-	-
	Other TD	0	-	-	-	-	-	-	-	-	-	-	-	-	-
	<b>TOTAL</b>	<b>50</b>	<b>0</b>	<b>1</b>	<b>1</b>	<b>0</b>	<b>1</b>	<b>0</b>	<b>3</b>	<b>0</b>	<b>40</b>	<b>0</b>	<b>2</b>	<b>2</b>	<b>13</b>

- a. Photo substitution
- b. Unauthorized data alteration/addition
- c. Data page substitution
- d. Inner pages(except for data page) substitution
- e. Data page overlapping (multiple changes – photo substitution incl. Unauthorized data alteration/addition)
- f. Electronic device (any changes, interventions or damages)
- g. Unauthorized interventions to document (damage, overlapping of parts of document, wet stamps removal)
- h. Stolen blank travel document (unauthorized personalization)
- i. counterfeit (made by counterfeiter)
- j. Fantasy/Camouflage document (without legal validity)
- k. Genuine travel document misused by other person (look a like/impostor)
- l. Fraudulently obtained genuine document (e.g. issuance based on false personal data or due to corruption)
- x. Genuine passport with counterfeit/forged/fraudulently obtained documents or BCSs

**Documents and BCSs detected in 2021 by place of detection, nationality of person and country of origin of the document**

	Persons (incl. cases without persons *)		Documents								BCS
			Country of origin of the document **	passport		ID card	visa	PNP	other****		
	Nationality	number		false/ count.	genuine (x)***				number	type	
LAND BORDER	Ukraine	2	Ukraine	-	2	-	-	-	-	-	-
			Hungary	-	-	-	-	-	-	-	3
			Poland	-	-	-	-	-	-	-	3
	Ukraine	3	Ukraine	1	2	-	-	-	-	-	-
			Hungary	-	-	-	-	-	-	-	5
	Ukraine	1	Ukraine	-	1	-	-	-	-	-	-
			Poland	-	-	-	-	-	-	-	2
	Ukraine	1	Ukraine	-	1	-	-	-	-	-	-
			Slovakia	-	-	-	-	-	-	-	2
	Ukraine	1	Hungary	-	-	-	-	1	-	-	-
	Ukraine	1	Ukraine	-	-	-	-	-	1	OSD	-
	Mongolia	1	Spain	-	-	1	-	-	-	-	-
	Russian Federation	1	Austria	-	-	-	-	1	-	-	-
	Russian Federation	1	France	-	-	-	-	1	-	-	-
	Russian Federation	7	Belgium	-	-	-	-	7	-	-	-
	---	0	Romania	-	-	9	-	-	-	-	-
	TOTAL	19	---	1	6	10	0	10	1	---	15
AIRPORTS	Albania	1	Greece	1	-	-	-	-	-	-	-
	Georgia	2	Slovakia	-	-	-	-	-	2	OSD	-
	Georgia	1	Latvia	1	-	-	-	-	-	-	-
	Moldova	1	Romania	1	-	-	-	-	-	-	-
	Slovakia	4	Slovakia	4	-	-	-	-	-	-	-
	Congo	1	Congo	-	1	-	-	-	-	-	-
			France	-	-	-	-	1	-	-	-
			Switzerland	-	-	-	-	-	-	-	3
	TOTAL	10	---	7	1	0	0	1	2	---	3
INLAND	Afghanistan	3	Afghanistan	-	-	3	-	-	-	-	-
	Albania	1	Albania	-	1	-	-	-	-	-	-
			Hungary	-	-	-	-	-	-	-	2
	Algeria	1	Italy	-	-	1	-	-	-	-	-
	Bosnia and Herzegovina	1	Bosnia and Herzegovina	-	1	-	-	-	-	-	-
			Hungary	-	-	-	-	-	-	-	3
	Gambia	1	Italy	-	-	1	-	-	-	-	-
	Georgia	5	Georgia	-	-	-	-	-	1	CR	-
			Bulgaria	-	-	3	-	-	-	-	-
			Hungary	-	-	1	-	-	-	-	-
	Morocco	1	Italy	1	-	1	-	-	-	-	-
	Macedonia	1	Macedonia	-	-	-	-	-	1	CR	-
				-	-	-	-	-	1	OSD	-
Syria	1	Bulgaria	1	-	-	-	-	-	-	-	

	Persons (incl. cases without persons *)		Documents								BCS	
			Country of origin of the document **	passport		ID card	visa	PNP	other****			
	Nationality	number		false/ count.	genuine (x)***				number	type		
	Slovakia	2	Slovakia	-	-	-	-	-	3	OSD	-	
	Slovakia	1	Ukraine	-	-	-	-	-	1	DL	-	
	Serbia	3	Slovenia	-	-	1	-	-	1	DL	-	
			Croatia	-	-	1	-	-	-	-	-	
			Italy	1	-	1	-	-	1	DL	-	
	Serbia	1	Serbia	-	1	-	-	-	-	-	-	
			Croatia	-	-	-	-	-	-	-	1	
			Hungary	-	-	-	-	-	-	-	1	
			Slovenia	-	-	-	-	-	-	-	1	
	Serbia	6	Serbia	-	-	-	-	-	6	CR	-	
				-	-	-	-	-	4	OSD	-	
	Tunisia	2	Italy	-	-	2	-	-	-	-	-	
	Tunisia	1	Poland	-	-	1	-	-	-	-	-	
	Ukraine	1	Slovakia	-	-	-	-	-	1	OSD	-	
	Ukraine	10	Hungary	-	-	10	-	-	-	-	-	
	---	0	Croatia	-	-	1	-	-	-	-	-	
			Slovakia	-	-	-	-	1	-	-	-	
	Ukraine	1	Ukraine	-	1	-	-	-	-	-	-	
			Hungary	-	-	-	-	-	-	-	1	
	Ukraine	2	Hungary	-	-	1	-	-	-	-	-	
			Romania	-	-	1	-	-	-	-	-	
	Ukraine	2	Ukraine	-	2	-	-	-	-	-	-	
			Germany	-	-	-	-	-	-	-	1	
			Austria	-	-	-	-	-	-	-	2	
			Italy	-	-	-	-	-	-	-	1	
	Ukraine	135	Ukraine	-	-	-	-	-	140	CR	-	
				1	OSD							
	TOTAL		182	---	3	6	29	0	1	161	---	13
	TOTAL on SR territory		211	---	11	13	39	0	12	164	---	31

\* e. g. documents found in airport premises, Police units premises, in forger's workshop etc.

\*\* The state whose document (travel document, visa, residents permit, border crossing stamp) was falsified (for example in the case of forged visa, the state which issued the visa is reported)

\*\*\* Type of fraud „x“- genuine passport in which no changes have been made and they contain counterfeit/forged/fraudulently obtained documents or BCSs

\*\*\*\* Column „type“-contains abbreviations as follows:

**DL** – driving license

**CSD** – civil status document

**CR** – criminal records

**EoE** – evidence of education

**OSD** – other supportive document

**OTD** – other travel document



### Counterfeit, forged and fraudulently obtained BCSs detected in 2020 and 2021

	2020			2021		
	Persons	BCSs		Persons	BCSs	
		false/ counterfeit	fraudulently obtained		false/ counterfeit	fraudulently obtained
Land border at BCP - entry to the SR	1	2	-	-	-	-
Land border at BCP – departure from SR	3	5	-	7	15	-
Non-Schengen flight	-	-	-	1	3	-
Intra-Schengen flight *	-	-	-	-	-	-
Inland	2	7	-	6	13	-
<b>TOTAL on the territory of SR</b>	<b>6</b>	<b>14</b>	<b>0</b>	<b>14</b>	<b>31</b>	<b>0</b>

\* during random checks

## 2.6 Refusal of Entry

### Refusal of entry at the external border in 2020 and 2021 by reason for refusal

Reasons for refusal	2020			2021		
	TOTAL	Thereof:		TOTAL	Thereof:	
		Land border	Airports		Land border	Airports
<b>A</b>	<b>4</b>	4	-	<b>9</b>	9	-
<b>B</b>	<b>1</b>	1	-	<b>2</b>	1	1
<b>C</b>	<b>45</b>	26	19	<b>33</b>	16	17
<b>D</b>	<b>1</b>	1	-	<b>8</b>	8	-
<b>E</b>	<b>0</b>	-	-	<b>10</b>	4	6
<b>F</b>	<b>88</b>	77	11	<b>18</b>	18	-
<b>G</b>	<b>4</b>	3	1	<b>3</b>	3	-
<b>H1</b>	<b>212</b>	201	11	<b>183</b>	178	5
<b>H2</b>	<b>2</b>	2	-	<b>2</b>	2	-
<b>I</b>	<b>87</b>	61	26	<b>204</b>	156	48
<b>TOTAL</b>	<b>444</b>	<b>376</b>	<b>68</b>	<b>472</b>	<b>395</b>	<b>77</b>

Note:

**Refusal of entry to EU national** - this category includes EU nationals who were refused to enter the SR according Art. 11 of the Act on stay of foreigners.

### Reasons for refusal of entry as listed in Article 14 Regulation (EU) 2016/399 of the European Parliament and of the Council of 9 March 2016 on a Union Code on the rules governing the movement of persons across borders (Schengen Borders Code):

- A - Has no valid travel document(s)
- B - Has a false/counterfeit/forged travel document
- C - Has no valid visa or residence permit
- D - Has a false/counterfeit/forged visa or residence permit
- E - Has no appropriate documentation justifying the purpose and conditions of stay
- F - Has already stayed for 90 days in the preceding 180-day period on the territory of the Member States of the EU
- G - Does not have sufficient means of subsistence in relation to the period and form of stay, or the means to return to the country of origin or transit
- H1 - Person for whom an alert has been issued in the SIS for the purposes of refusing entry
- H2 - Person for whom an alert has been issued in national register for the purposes of refusing entry
- I - Is considered to be a threat to public policy, internal security, public health or the international relations of one or more of the Member States of the EU

## Refusals of entry in 2021

		Reasons										
		TOTAL	Refusal of entry									
			A	B	C	D	E	F	G	H1	H2	I
LAND BORDER	Ukraine	378	8	-	12	-	4	18	3	175	2	156
	Russian Federation	11	-	-	3	8	-	-	-	-	-	-
	Georgia	2	-	-	-	-	-	-	-	2	-	-
	Armenia	1	-	-	-	-	-	-	-	1	-	-
	Mongolia	1	-	1	-	-	-	-	-	-	-	-
	Stateless	1	1	-	-	-	-	-	-	-	-	-
	Tunisia	1	-	-	1	-	-	-	-	-	-	-
	<b>TOTAL</b>	<b>395</b>	<b>9</b>	<b>1</b>	<b>16</b>	<b>8</b>	<b>4</b>	<b>18</b>	<b>3</b>	<b>178</b>	<b>2</b>	<b>156</b>
AIRPORTS	United Kingdom	20	-	-	-	-	-	-	-	1	-	19
	Ukraine	19	-	-	-	-	-	-	-	1	-	18
	Georgia	9	-	-	-	-	5	-	-	1	-	3
	Macedonia	3	-	-	-	-	-	-	-	1	-	2
	Turkey	3	-	-	3	-	-	-	-	-	-	-
	Albania	2	-	-	-	-	1	-	-	1	-	-
	India	2	-	-	2	-	-	-	-	-	-	-
	Iran	2	-	-	1	-	-	-	-	-	-	1
	Pakistan	2	-	-	2	-	-	-	-	-	-	-
	Russian Federation	2	-	-	1	-	-	-	-	-	-	1
	Afghanistan	1	-	-	1	-	-	-	-	-	-	-
	Algeria	1	-	-	1	-	-	-	-	-	-	-
	Canada	1	-	-	-	-	-	-	-	-	-	1
	Congo	1	-	1	-	-	-	-	-	-	-	-
	Dominica	1	-	-	-	-	-	-	-	-	-	1
	Ghana	1	-	-	1	-	-	-	-	-	-	-
	Israel	1	-	-	-	-	-	-	-	-	-	1
	Libya	1	-	-	1	-	-	-	-	-	-	-
	Nigeria	1	-	-	1	-	-	-	-	-	-	-
	Somalia	1	-	-	1	-	-	-	-	-	-	-
	Taiwan	1	-	-	-	-	-	-	-	-	-	1
	Thailand	1	-	-	1	-	-	-	-	-	-	-
	Tunisia	1	-	-	1	-	-	-	-	-	-	-
	<b>TOTAL</b>	<b>77</b>	<b>0</b>	<b>1</b>	<b>17</b>	<b>0</b>	<b>6</b>	<b>0</b>	<b>0</b>	<b>5</b>	<b>0</b>	<b>48</b>
<b>TOTAL</b>		<b>472</b>	<b>9</b>	<b>2</b>	<b>33</b>	<b>8</b>	<b>10</b>	<b>18</b>	<b>3</b>	<b>183</b>	<b>2</b>	<b>204</b>

## Refusals of entry in 2020

		Reasons										
		TOTAL	Refusal of entry									
			A	B	C	D	E	F	G	H1	H2	I
LAND BORDER	Ukraine	362	4	1	20	-	-	76	3	195	2	61
	Moldova	5	-	-	-	-	-	-	-	5	-	-
	India	2	-	-	2	-	-	-	-	-	-	-
	Serbia	2	-	-	2	-	-	-	-	-	-	-
	Georgia	1	-	-	-	-	-	-	-	1	-	-
	Mongolia	1	-	-	1	-	-	-	-	-	-	-
	Montenegro	1	-	-	-	-	-	1	-	-	-	-
	Russian Federation	1	-	-	1	-	-	-	-	-	-	-
	Tunisia	1	-	-	-	1	-	-	-	-	-	-
	<b>TOTAL</b>	<b>376</b>	<b>4</b>	<b>1</b>	<b>26</b>	<b>1</b>	<b>0</b>	<b>77</b>	<b>3</b>	<b>201</b>	<b>2</b>	<b>61</b>
AIRPORTS	Ukraine	18	-	-	-	-	-	3	1	2	-	12
	Georgia	7	-	-	-	-	-	-	-	-	-	7
	Albania	5	-	-	-	-	-	1	-	4	-	-
	Macedonia	5	-	-	-	-	-	5	-	-	-	-
	Russian Federation	5	-	-	5	-	-	-	-	-	-	-
	Serbia	4	-	-	-	-	-	2	-	2	-	-
	United States, USA	4	-	-	-	-	-	-	-	-	-	4
	Syria	3	-	-	3	-	-	-	-	-	-	-
	Afghanistan	2	-	-	2	-	-	-	-	-	-	-
	Israel	2	-	-	-	-	-	-	-	-	-	2
	Moldova	2	-	-	-	-	-	-	-	2	-	-
	Zimbabwe	2	-	-	2	-	-	-	-	-	-	-
	Algeria	1	-	-	-	-	-	-	-	1	-	-
	Areas not elsewhere specified (Kosovo)	1	-	-	1	-	-	-	-	-	-	-
	Ghana	1	-	-	1	-	-	-	-	-	-	-
	China	1	-	-	1	-	-	-	-	-	-	-
	Iraq	1	-	-	1	-	-	-	-	-	-	-
	Kuwait	1	-	-	1	-	-	-	-	-	-	-
	Nigeria	1	-	-	1	-	-	-	-	-	-	-
	Turkey	1	-	-	-	-	-	-	-	-	-	1
	Viet Nam	1	-	-	1	-	-	-	-	-	-	-
	<b>TOTAL</b>	<b>68</b>	<b>0</b>	<b>0</b>	<b>19</b>	<b>0</b>	<b>0</b>	<b>11</b>	<b>1</b>	<b>11</b>	<b>0</b>	<b>26</b>
<b>TOTAL</b>		<b>444</b>	<b>4</b>	<b>1</b>	<b>45</b>	<b>1</b>	<b>0</b>	<b>88</b>	<b>4</b>	<b>212</b>	<b>2</b>	<b>87</b>

**Refusal of entry of third country nationals in 2021 at the external land border by individual BCPs and reasons for refusal**

		Reasons for refusal										
		TOTAL	Thereof:									
			A	B	C	D	E	F	G	H1	H2	I
<b>Ubl'a</b>		<b>107</b>	-	-	<b>8</b>	-	-	<b>6</b>	-	<b>64</b>	<b>2</b>	<b>27</b>
Thereof:	Ukraine	103	-	-	5	-	-	6	-	63	2	27
	Russian Federation	3	-	-	3	-	-	-	-	-	-	-
	Georgia	1	-	-	-	-	-	-	-	1	-	-
<b>Vyšné Nemecké</b>		<b>273</b>	<b>9</b>	<b>1</b>	<b>5</b>	<b>8</b>	<b>2</b>	<b>11</b>	<b>3</b>	<b>111</b>	-	<b>123</b>
Thereof:	Ukraine	261	8	-	5	-	2	11	3	109	-	123
	Russian Federation	8	-	-	-	8	-	-	-	-	-	-
	Armenia	1	-	-	-	-	-	-	-	1	-	-
	Georgia	1	-	-	-	-	-	-	-	1	-	-
	Mongolia	1	-	1	-	-	-	-	-	-	-	-
	Stateless	1	1	-	-	-	-	-	-	-	-	-
<b>Veľké Slemence</b>		<b>4</b>	-	-	-	-	-	<b>1</b>	-	<b>2</b>	-	<b>1</b>
Thereof:	Ukraine	4	-	-	-	-	-	1	-	2	-	1
<b>Čierna nad Tisou</b>		<b>11</b>	-	-	<b>3</b>	-	<b>2</b>	-	-	<b>1</b>	-	<b>5</b>
Thereof:	Ukraine	10	-	-	2	-	2	-	-	1	-	5
	Tunisia	1	-	-	1	-	-	-	-	-	-	-
<b>Maťovské Vojkovce</b>		<b>0</b>	-	-	-	-	-	-	-	-	-	-
<b>TOTAL</b>		<b>395</b>	<b>9</b>	<b>1</b>	<b>16</b>	<b>8</b>	<b>4</b>	<b>18</b>	<b>3</b>	<b>178</b>	<b>2</b>	<b>156</b>

**Refusal of entry of third country nationals in 2020 at the external land border by individual BCPs and reasons for refusal**

		Reasons for refusal										
		TOTAL	Thereof:									
			A	B	C	D	E	F	G	H1	H2	I
<b>Ubl'a</b>		<b>141</b>	<b>1</b>	-	<b>5</b>	-	-	<b>52</b>	-	<b>74</b>	<b>1</b>	<b>8</b>
There of:	Ukraine	139	1	-	5	-	-	52	-	72	1	8
	Moldova	2	-	-	-	-	-	-	-	2	-	-
<b>Vyšné Nemecké</b>		<b>190</b>	<b>3</b>	<b>1</b>	<b>18</b>	-	-	<b>21</b>	<b>2</b>	<b>119</b>	<b>1</b>	<b>25</b>
There of:	Ukraine	181	3	1	13	-	-	20	2	116	1	25
	Moldova	3	-	-	-	-	-	-	-	3	-	-
	India	2	-	-	2	-	-	-	-	-	-	-
	Montenegro	1	-	-	-	-	-	1	-	-	-	-
	Mongolia	1	-	-	1	-	-	-	-	-	-	-
	Russian Federation	1	-	-	1	-	-	-	-	-	-	-
	Serbia	1	-	-	1	-	-	-	-	-	-	-
<b>Veľké Slemence</b>		<b>37</b>	-	-	<b>1</b>	-	-	<b>1</b>	<b>1</b>	<b>6</b>	-	<b>28</b>
There of:	Ukraine	37	-	-	1	-	-	1	1	6	-	28
<b>Čierna nad Tisou</b>		<b>8</b>	-	-	<b>2</b>	<b>1</b>	-	<b>3</b>	-	<b>2</b>	-	-
There of:	Ukraine	5	-	-	1	-	-	3	-	1	-	-
	Georgia	1	-	-	-	-	-	-	-	1	-	-
	Serbia	1	-	-	1	-	-	-	-	-	-	-
	Tunisia	1	-	-	-	1	-	-	-	-	-	-
<b>Maťovské Vojkovce</b>		<b>0</b>	-	-	-	-	-	-	-	-	-	-
<b>TOTAL</b>		<b>376</b>	<b>4</b>	<b>1</b>	<b>26</b>	<b>1</b>	<b>0</b>	<b>77</b>	<b>3</b>	<b>201</b>	<b>2</b>	<b>61</b>

**Refusal of entry of third country nationals in 2021 at the external air border by individual BCPs and reasons for refusal**

		Reasons for refusal										
		TOTAL	Thereof:									
			A	B	C	D	E	F	G	H1	H2	I
<b>airport Bratislava</b>		<b>54</b>	-	1	11	-	6	-	-	5	-	31
Thereof:	Ukraine	19	-	-	-	-	-	-	-	1	-	18
	Georgia	9	-	-	-	-	5	-	-	1	-	3
	United Kingdom	5	-	-	-	-	-	-	-	1	-	4
	Macedonia	3	-	-	-	-	-	-	-	1	-	2
	Turkey	3	-	-	3	-	-	-	-	-	-	-
	Albania	2	-	-	-	-	1	-	-	1	-	-
	Russian Federation	2	-	-	1	-	-	-	-	-	-	1
	Afghanistan	1	-	-	1	-	-	-	-	-	-	-
	Algeria	1	-	-	1	-	-	-	-	-	-	-
	Congo	1	-	1	-	-	-	-	-	-	-	-
	Dominica	1	-	-	-	-	-	-	-	-	-	1
	India	1	-	-	1	-	-	-	-	-	-	-
	Iran	1	-	-	-	-	-	-	-	-	-	1
	Israel	1	-	-	-	-	-	-	-	-	-	1
	Libya	1	-	-	1	-	-	-	-	-	-	-
	Nigeria	1	-	-	1	-	-	-	-	-	-	-
	Somalia	1	-	-	1	-	-	-	-	-	-	-
	Thailand	1	-	-	1	-	-	-	-	-	-	-
<b>airport Poprad</b>		<b>2</b>	-	-	-	-	-	-	-	-	-	2
Thereof:	United Kingdom	2	-	-	-	-	-	-	-	-	-	2
<b>airport Košice</b>		<b>21</b>	-	-	6	-	-	-	-	-	-	15
Thereof:	United Kingdom	13	-	-	-	-	-	-	-	-	-	13
	Pakistan	2	-	-	2	-	-	-	-	-	-	-
	Canada	1	-	-	-	-	-	-	-	-	-	1
	Ghana	1	-	-	1	-	-	-	-	-	-	-
	India	1	-	-	1	-	-	-	-	-	-	-
	Iran	1	-	-	1	-	-	-	-	-	-	-
	Taiwan	1	-	-	-	-	-	-	-	-	-	1
	Tunisia	1	-	-	1	-	-	-	-	-	-	-
<b>Small airports</b>		<b>0</b>	-	-	-	-	-	-	-	-	-	-
<b>TOTAL</b>		<b>77</b>	<b>0</b>	<b>1</b>	<b>17</b>	<b>0</b>	<b>6</b>	<b>0</b>	<b>0</b>	<b>5</b>	<b>0</b>	<b>48</b>

**Refusal of entry of third country nationals in 2020 at the external air border by individual BCPs and reasons for refusal**

		Reasons for refusal										
		TOTAL	Thereof:									
			A	B	C	D	E	F	G	H1	H2	I
<b>airport Bratislava</b>		<b>63</b>	-	-	17	-	-	11	1	11	-	23
Thereof:	Ukraine	15	-	-	-	-	-	3	1	2	-	9
	Georgia	7	-	-	-	-	-	-	-	-	-	7
	Albania	5	-	-	-	-	-	1	-	4	-	-
	Macedonia	5	-	-	-	-	-	5	-	-	-	-
	Russian Federation	5	-	-	5	-	-	-	-	-	-	-
	Serbia	4	-	-	-	-	-	2	-	2	-	-
	United States, USA	4	-	-	-	-	-	-	-	-	-	4
	Syria	3	-	-	3	-	-	-	-	-	-	-
	Afghanistan	2	-	-	2	-	-	-	-	-	-	-
	Israel	2	-	-	-	-	-	-	-	-	-	2
	Moldova	2	-	-	-	-	-	-	-	2	-	-
	Zimbabwe	2	-	-	2	-	-	-	-	-	-	-
	Algeria	1	-	-	-	-	-	-	-	1	-	-
	Areas not elsewhere specified (Kosovo)	1	-	-	1	-	-	-	-	-	-	-
	Ghana	1	-	-	1	-	-	-	-	-	-	-
	China	1	-	-	1	-	-	-	-	-	-	-
	Kuwait	1	-	-	1	-	-	-	-	-	-	-
	Turkey	1	-	-	-	-	-	-	-	-	-	1
	Viet Nam	1	-	-	1	-	-	-	-	-	-	-
<b>airport Poprad</b>		<b>2</b>	-	-	-	-	-	-	-	-	-	2
Thereof:	Ukraine	2	-	-	-	-	-	-	-	-	-	2
<b>airport Košice</b>		<b>3</b>	-	-	2	-	-	-	-	-	-	1
Thereof:	Iraq	1	-	-	1	-	-	-	-	-	-	-
	Nigeria	1	-	-	1	-	-	-	-	-	-	-
	Ukraine	1	-	-	-	-	-	-	-	-	-	1
<b>Small airports</b>		<b>0</b>	-	-	-	-	-	-	-	-	-	-
<b>TOTAL</b>		<b>68</b>	<b>0</b>	<b>0</b>	<b>19</b>	<b>0</b>	<b>0</b>	<b>11</b>	<b>1</b>	<b>11</b>	<b>0</b>	<b>26</b>

## 2.7 Facilitation of Illegal Migration and Trafficking in Human Beings

**Documented cases of facilitation of illegal migration and trafficking in human beings in 2020 and 2021**

			2020	2021
<b>TOTAL</b>	Complaints: Commenced criminal prosecutions/Charges filed		<b>76/61</b>	<b>78/79</b>
	Persons: Suspects/ Accused		<b>136/98</b>	<b>180/144</b>
	Illegal migrants/ Victims		<b>411/190</b>	<b>834/71</b>
	Offences		<b>240</b>	<b>127</b>
<b>Facilitation (§ 355, § 356 CC)</b>	Complaints: Commenced criminal prosecutions/Charges filed		50/44	58/61
	Facilitators: Suspects/ Accused		82/65	124/105
	Thereof:	IBC (§ 355 CC)	37	60
		Marriages of convenience (§ 356 CC)	14	12
		Illegal work (§ 356 CC)	7	24
		IS on the territory of SR, EU (§ 356 CC)	7	9
		Violent crossing of the external border (§ 354 CC)	-	-
<b>Trafficking in human beings (§ 179 CC)</b>	Complaints: Commenced criminal prosecutions/Charges filed		26/17	20/18
	Persons: Suspects/ Accused		54/33	56/39
	Victims		53	71



## Illegal migration through facilitation and trafficking in human beings in 2021

	Complaints		Persons		Illegal migrants/ victims	Illegal migrants (apprehended)	Offences	Value in €
	commenced criminal prosecutions	charges filed	suspects	accused				
§ 355 CC Organized group	3	3	21	21	280	4	20	-
§356 CC IS on SR, EU territory Organized group	-	1	12	12	-	-	1	-
§ 356 CC illegal work Organized group	-	1	8	8	-	-	1	-
§ 355 CC	39	35	46	39	309	266	39	9 198,00
§ 356 CC marriage of convenience	6	10	13	12	9	-	9	11 050,00
§ 356 CC illegal work	5	9	15	11	172	-	18	-
§356 CC IS on SR, EU territory	5	2	9	2	64	-	6	-
<b>Facilitation TOTAL</b>	<b>58</b>	<b>61</b>	<b>124</b>	<b>105</b>	<b>834</b>	<b>270</b>	<b>94</b>	<b>20 248,00</b>
THB § 179 CC organized group	-	1	8	8	8	-	1	-
THB §179 CC	20	17	48	31	63	-	32	53 800,00
<b>Trafficking in human beings TOTAL</b>	<b>20</b>	<b>18</b>	<b>56</b>	<b>39</b>	<b>71</b>	<b>-</b>	<b>33</b>	<b>53 800,00</b>
<b>TOTAL</b>	<b>78</b>	<b>79</b>	<b>180</b>	<b>144</b>	<b>834/71</b>	<b>270</b>	<b>127</b>	<b>74 048,00</b>

Note:

**Facilitation** – according to § 355, § 356 of the Criminal Code (disaggregated by marriages of convenience, illegal work and employment and other form of stay on the territory of the SR).

**Complaints (initiated criminal proceeding)** – all complaints leading to commencement of criminal prosecution according to the Regulation of Ministry of Interior no. 53/2009 made by NUCIM,

**Charges filed** – the resolutions to file charges according to § 206 par. 1 of the Criminal Procedure Code,

**Suspects** – persons mentioned in the order to prosecute according to § 199 par. 1 of the Criminal Procedure Code,

**Accused persons** - all persons, who were accused of offence of facilitation according to § 206 par. 1 of the Criminal Procedure Code,

**Illegal migrants (in total)** - persons, who are not citizens of the SR or who are not SR permanent residents and who have used services of facilitators according to § 355 CC and persons, who are not citizens of the SR or other MS or citizens of the European Economic Area member state and who have used services of facilitators according to § 356 CC and are mentioned in resolution on the commencement of criminal prosecution according to § 199 par. 1 or in the resolution to file charges according to § 206/1 of the Criminal Procedure Code,

**Illegal migrants (apprehended)** – persons mentioned above, who have used services of facilitators and who were physically apprehended by a Police Force unit,

**Offence** – according to the Criminal Code, the offence is also the partial attack of a continuing offense, unless expressly provided otherwise.

**Trafficking in human beings** – criminal offences defined in § 179 of the Criminal Code (sexual and labour exploitation, forced begging, etc),

**Victims of trafficking in human beings** – persons who under false pretences, trap, deprivation of personal freedom, kidnapping, violence, threat of violence, or under the threat of another serious damage, and these persons were lured, transported provided for even with their consent for the purpose of their further exploitation (sexual and labour, begging, etc.).

### Organized and criminal groups in cases recorded by NUCIM in 2020

	Complaints		Persons	
	commenced criminal prosecutions	charges filed	suspects	accused
<b>Facilitation § 355 CC - organized group</b>	3	3	21	21
<b>Facilitation § 356 CC IS on SR, EU territory - organized group</b>	-	1	12	12
<b>Facilitation – § 356 CC illegal work - organized group</b>	-	1	8	8
<b>Trafficking in human beings § 179 CC - organized group</b>	-	1	8	8
<b>TOTAL</b>	<b>3</b>	<b>6</b>	<b>49</b>	<b>49</b>

### Cases of facilitation processed by NUCIM in 2020 (§§ 355, 356 CC) by place of detection

			Complaints		Persons		Illegal migrants	
			Commenced criminal prosecutions	Charges filed	suspects	accused	total	apprehended
External border	Land border	§ 355 CC	10	10	14	13	71	63
		§ 356 CC	-	-	-	-	-	-
	Airports		-	-	-	-	-	-
External border in total			10	10	14	13	71	63
Internal border § 355	Austria		2	3	13	13	40	15
	Hungary		20	19	21	20	178	163
	Czechia		-	-	-	-	-	-
	Poland		-	-	-	-	-	-
Internal border § 355 in total			22	22	34	33	218	178
Inland §§ 355, 356 CC	§ 355 CC	Facilitation	10	7	18	14	300	29
	§ 356 CC	Marriage of convenience	-	1	1	1	1	-
		Illegal work	5	9	29	24	172	-
		Other case of IS on the territory of the SR	5	3	16	9	64	-
Inland §§ 355, 356 CC in total			20	20	64	48	537	29
EU countries § 356 CC (marriage of convenience, IS on the territory of the EU) in total			3	4	4	4	3	-
Non-EU countries § 356 CC (marriage of convenience ) in total			3	5	8	7	5	-
TOTAL			58	61	124	105	834	270

### Nationality of facilitators and illegal migrants in 2021 – facilitation

Facilitators			Illegal migrants		
Nationality	Suspects	Accused	Nationality	Facilitated	Thereof apprehended
Slovakia	60	60	Unknown	272	-
Unknown	19	-	Serbia	160	-
Ukraine	15	15	Syria	108	83
Syria	7	7	Afghanistan	59	52
Czechia	4	4	Somalia	50	40
Egypt	4	4	Ukraine	36	-
Serbia	3	3	Bosnia and Herzegovina	35	-
Belarus	2	2	Bangladesh	33	33
Tunisia	2	2	Pakistan	30	26
Bulgaria	1	1	Iraq	13	9
Georgia	1	1	Viet Nam	12	6
Germany	1	1	Uzbekistan	8	8
Romania	1	1	India	4	3
Slovenia	1	1	Turkey	3	3
Turkey	1	1	Sri Lanka	2	2
Uzbekistan	1	1	Albania	1	-
Viet Nam	1	1	Egypt	1	-
---	-	-	Macedonia	1	-
---	-	-	Tunisia	1	-
---	-	-	Algeria	1	1
---	-	-	Eritrea	1	1
---	-	-	Yemen	1	1
---	-	-	Lebanon	1	1
---	-	-	Palestine	1	1
<b>TOTAL</b>	<b>124</b>	<b>105</b>	<b>TOTAL</b>	<b>834</b>	<b>270</b>

### Nationality of offenders and victims in 2021 – trafficking in human beings

Offenders			Victims	
Nationality	Suspects	Accused	Nationality	Number
Slovakia	30	35	Slovakia	51
Unknown	22	-	Viet Nam	20
Viet Nam	2	2	---	-
Hungary	1	1	---	-
Turkey	1	1	---	-
<b>TOTAL</b>	<b>56</b>	<b>39</b>	<b>TOTAL</b>	<b>71</b>

## 2.8 Return Policy and Persons Taken Over to the SR

### 2.8.1 Readmission

Overview of persons handed and taken over according to Readmission Agreements in 2020 and 2021

Country of readmission	2020				2021			
	Illegal migration		Other		Illegal migration		Other	
	Persons handed over (from SR)	Persons taken over (to SR)	Persons handed over (from SR)	Persons taken over (to SR)	Persons handed over (from SR)	Persons taken over (to SR)	Persons handed over (from SR)	Persons taken over (to SR)
Ukraine	89	5	-	-	171	5	-	-
Hungary	-	-	-	-	22	-	-	1
Italy	1	-	-	-	-	-	-	-
Czechia	-	38	-	-	-	12	-	-
Poland	-	9	-	-	-	11	-	-
<b>TOTAL</b>	<b>90</b>	<b>52</b>	<b>0</b>	<b>0</b>	<b>193</b>	<b>28</b>	<b>0</b>	<b>1</b>

Overview of persons handed over from the SR according to Readmission Agreements related to illegal migration in 2021

Nationality	TOTAL	Thereof:	
		Ukraine	Hungary
Pakistan	41	31	10
Afghanistan	30	18	12
Bangladesh	17	17	-
Turkey	14	14	-
India	12	12	-
Uzbekistan	11	11	-
Algeria	10	10	-
Ukraine	9	9	-
Georgia	8	8	-
Dominican Republic	6	6	-
Nepal	6	6	-
Syria	6	6	-
Iraq	5	5	-
Libya	5	5	-
Kazakhstan	2	2	-
Moldova	2	2	-
Russian Federation	2	2	-
Sri Lanka	2	2	-
Armenia	1	1	-
Eritrea	1	1	-
China	1	1	-
Lebanon	1	1	-
Morocco	1	1	-
<b>TOTAL</b>	<b>193</b>	<b>171</b>	<b>22</b>

**Overview of persons handed over from the SR according to Readmission Agreements related to illegal migration in 2020**

Nationality	TOTAL	Thereof:	
		Ukraine	Italy
Bangladesh	22	22	-
India	18	18	-
Ukraine	7	7	-
Somalia	5	5	-
Algeria	4	4	-
Turkey	4	4	-
Uzbekistan	4	4	-
Sri Lanka	3	3	-
Syria	3	3	-
Afghanistan	2	2	-
Eritrea	2	2	-
Moldova	2	2	-
Myanmar	2	2	-
Pakistan	2	2	-
Russian Federation	2	2	-
Azerbaijan	1	1	-
Belarus	1	1	-
Cameroon	1	1	-
Ethiopia	1	1	-
Georgia	1	1	-
Iraq	1	1	-
Nigeria	1	-	1
Yemen	1	1	-
<b>TOTAL</b>	<b>90</b>	<b>89</b>	<b>1</b>

**Note:**

**Illegal migration** – this category includes handed over and taken over persons within the reference period regardless the period in which they were apprehended for illegal migration by authority of the SR or other country.

**Other** – this category includes handed over and taken over persons according readmission agreements within the reference period who were not apprehended for illegal migration on the territory of the SR and at the time of readmission their stay in the SR or other Member State of the EU was legal.

„Persons handed over (from SR)“ – this category includes persons, who were sentenced for a crime that is not regarded to illegal migration (i.e. theft) and who were sentenced to judicial expulsion and they were handed over to the territory of other EU Member State, where they were permitted to stay.

„Persons taken over (to SR)“ – this category includes persons, who were returned from other EU Member State and they are permitted to stay on the territory of the SR.

**Overview of persons taken over to the SR according to Readmission Agreements related to illegal migration in 2021**

Nationality	TOTAL	Thereof:		
		Ukraine	Czechia	Poland
India	11	-	1	10
Afghanistan	7	-	7	-
Pakistan	5	-	4	1
Czechia	3	3	-	-
Germany	1	1	-	-
Poland	1	1	-	-
<b>TOTAL</b>	<b>28</b>	<b>5</b>	<b>12</b>	<b>11</b>

**Overview of persons taken over to the SR according to Readmission Agreements related to illegal migration in 2020**

Nationality	TOTAL	Thereof:		
		Ukraine	Czechia	Poland
Turkey	15	1	14	-
Viet Nam	7	-	7	-
Algeria	5	-	3	2
Afghanistan	4	-	-	4
Iran	4	-	4	-
Pakistan	3	-	3	-
Sri Lanka	3	-	3	-
Syria	3	-	-	3
Tajikistan	2	2	-	-
Tunisia	2	-	2	-
Morocco	1	-	1	-
Serbia	1	-	1	-
Spain	1	1	-	-
United States, USA	1	1	-	-
<b>TOTAL</b>	<b>52</b>	<b>5</b>	<b>38</b>	<b>9</b>

## 2.8.2 Assisted Voluntary Returns

### Overview of effective voluntary returns in 2021 by country of return and project type

Country of return	TOTAL	Thereof:	
		Project „C“	Project „I“
Serbia	3	3	-
Turkey	2	2	-
China	1	1	-
Moldova	1	1	-
Nigeria	1	1	-
Ukraine	1	1	-
<b>TOTAL</b>	<b>9</b>	<b>9</b>	<b>0</b>

### Overview of effective voluntary returns in 2020 by country of return and project type

Country of return	TOTAL	Thereof:	
		Project „C“	Project „I“
Serbia	38	-	38
Ukraine	25	-	25
Georgia	6	-	6
Macedonia	3	-	3
Morocco	3	-	3
China	2	-	2
Algeria	1	-	1
Egypt	1	-	1
Mexico	1	-	1
<b>TOTAL</b>	<b>80</b>	<b>0</b>	<b>80</b>

Source: IOM

Note:

**Assisted voluntary returns** – this category includes returns of foreigners from Police Detention Centres for Foreigners, from asylum institutions of the Migration Office of MOI SR and foreigners on the territory of the SR, who are not staying in facilities of MOI SR.

**Project „C“** - Cooperation Agreement between the International Organization for Migration and the Ministry of Interior of the Slovak Republic to assist the return of unsuccessful asylum seekers and illegal migrants to their country of origin.

**Project „I“** – Voluntary return and reintegration in the country of origin (implementation 01/01/2020 – 31/12/2021)

## 2.8.3 Dublin Transfers

### Effective Dublin transfers according to the Regulation (EU) No. 604/2013 in 2020 and 2021

	2020	2021
Persons taken over to the SR	25	39
Persons handed over from the SR	10	107

**Note:**

This table regards number of persons handed over and taken over within the reference period regardless the period in which they were apprehended for illegal migration by authority of the SR or other country, regardless the administrative or judicial removal.

**Effective transfers according to the Dublin Regulation** – if the SR hands over (returns) the third country national to other Member State, that is competent for decision in asylum procedure, or the SR takes over the third country national from other Member State, as SR is competent for decision in asylum procedure.

### Persons taken over to the SR from individual countries according to the Dublin regulation in 2021 disaggregated by nationality

Nationality	TOTAL	Taken over from:							
		AT	BE	CZ	DE	CH	NL	NO	SE
Morocco	12	7	-	-	2	3	-	-	-
Afghanistan	5	4	-	1	-	-	-	-	-
Algeria	4	3	-	-	-	-	1	-	-
India	3	-	-	3	-	-	-	-	-
Syria	3	2	-	-	-	-	-	1	-
Tunisia	2	2	-	-	-	-	-	-	-
Georgia	1	-	1	-	-	-	-	-	-
China	1	1	-	-	-	-	-	-	-
Iran	1	1	-	-	-	-	-	-	-
Iraq	1	-	-	-	1	-	-	-	-
Libya	1	-	-	-	-	1	-	-	-
Pakistan	1	-	-	1	-	-	-	-	-
Palestine	1	1	-	-	-	-	-	-	-
Sudan	1	-	1	-	-	-	-	-	-
Turkey	1	1	-	-	-	-	-	-	-
Ukraine	1	-	-	-	-	-	-	-	1
<b>TOTAL</b>	<b>39</b>	<b>22</b>	<b>2</b>	<b>5</b>	<b>3</b>	<b>4</b>	<b>1</b>	<b>1</b>	<b>1</b>

AT – Austria  
BE – Belgium  
BG – Bulgaria  
CZ – Czechia  
DE – Germany  
FR – France

CH – Switzerland  
IT – Italy  
NL – The Netherlands  
NO – Norway  
RO – Romania  
SE – Sweden



**Persons taken over to the SR from individual countries according to the Dublin regulation in 2020 disaggregated by nationality**

Nationality	TOTAL	Taken over from:			
		AT	BE	DE	SE
China	4	1	-	3	-
Syria	4	3	1	-	-
Iran	3	-	1	1	1
Morocco	3	3	-	-	-
India	2	2	-	-	-
Pakistan	2	2	-	-	-
Afghanistan	1	1	-	-	-
Algeria	1	1	-	-	-
Georgia	1	1	-	-	-
Iraq	1	1	-	-	-
Stateless	1	1	-	-	-
Turkey	1	-	-	1	-
Uzbekistan	1	-	-	1	-
<b>TOTAL</b>	<b>25</b>	<b>16</b>	<b>2</b>	<b>6</b>	<b>1</b>

**Persons handed over from the SR to individual countries according to the Dublin regulation in 2021 disaggregated by nationality**

Nationality	TOTAL	Taken over from:					
		AT	BG	DE	IT	NL	RO
Afghanistan	70	-	1	-	-	-	69
Pakistan	10	1	-	-	-	-	9
Syria	10	-	-	-	-	-	10
Algeria	5	1	1	-	1	-	2
Morocco	5	-	2	1	-	-	2
Nigeria	2	-	-	-	2	-	-
Côte d'Ivoire	1	-	-	1	-	-	-
Georgia	1	-	-	-	-	1	-
India	1	-	-	-	-	-	1
Iraq	1	-	1	-	-	-	-
Turkey	1	-	-	1	-	-	-
<b>TOTAL</b>	<b>107</b>	<b>2</b>	<b>5</b>	<b>3</b>	<b>3</b>	<b>1</b>	<b>93</b>

**Persons handed over from the SR to individual countries according to the Dublin regulation in 2020 disaggregated by nationality**

Nationality	TOTAL	Taken over from:					
		AT	CZ	DE	FR	CH	IT
Gambia	2	-	-	-	-	1	1
Tajikistan	2	-	-	2	-	-	-
Afghanistan	1	1	-	-	-	-	-
Algeria	1	-	-	-	1	-	-
Georgia	1	-	1	-	-	-	-
Nigeria	1	1	-	-	-	-	-
Pakistan	1	-	-	-	-	-	1
Ukraine	1	-	1	-	-	-	-
<b>TOTAL</b>	<b>10</b>	<b>2</b>	<b>2</b>	<b>2</b>	<b>1</b>	<b>1</b>	<b>2</b>

## 2.8.4 Police Detention Centres for Foreigners

### PDCA activities Medved'ov/Sečovce during 2020 and 2021

PDCA activity	PDCA Medved'ov		PDCA Sečovce	
	2020	2021	2020	2021
Number of placements	191	611	349	417
Number of releases	112	617	152	460
Requests by PDCA to issue ETD	27	38	85	103
Requests by other authorities to issue ETD	99	130	-	-
ETD issued for PDCA	7	18	2	2
ETD issued for other authorities	4	12	-	-
Escorts related to effective returns	18	48	33	15
Accompanied removal by air	4	16	5	8
Other escorts	132	236	118	185
Transfers (from the Czech Rep. to Ukraine)	-	-	28	33

Note:

**Number of placements:** number of all placed persons (one person can be counted more times)

**Number of released:** number of released for reasons mentioned in § 90 para 2, letter b) Act on Stay of Foreigners or due to transfer to another PDCA (one person can be counted more times).

### Number of placed foreigners (real number of persons) and outcomes of detention at the PDCA – returned, released

		TOTAL	PDCA Medved'ov	PDCA Sečovce
1	Number of placed persons from the previous period remaining detained on 01/01/2021	184	79	105
2	Number of persons placed during the year 2021*	988	593	395
3	Number of placed persons remaining detained on 31/12/2021	134	72	62
<b>Number of released/returned persons from PDCA during 2021 (1+2-3)</b>		<b>1 038</b>	<b>600</b>	<b>438</b>
Thereof**:	Readmission	26	23	3
	Dublin	105	45	60
	AVR	3	3	-
	Other way of return	41	37	4
	Released	890	492	398
Number of persons, who have applied for asylum during their detention in PDCA		421	50	371

\* one person is counted only once in respective PDCA, regardless the number of their placements (release, new detention, repeated placement),

\*\* one person is counted only once in PDCA according to the respective disaggregation, e. g. if the return was carried out according the readmission agreement, the person is counted only in the category "Readmission", not in the category "Other way of return"; or if the person was released and has been detained again, the repeated placement is not counted.

Note:

Other way of return – forced return (which is not a readmission, Dublin neither assisted voluntary return) performed via external air border BCP, external land border BCP or internal land border.

**Number of foreigners released/removed from PDCA Medved'ov in 2021 by nationality**

Nationality	Total number of foreigners	Readmission	Dublin	AVR	Other way of return	Released
Morocco	168	-	2	-	-	166
Afghanistan	139	12	29	-	1	97
Syria	101	-	-	-	-	101
Algeria	39	-	1	-	2	36
Pakistan	35	10	8	-	-	17
Tunisia	27	-	-	-	-	27
Serbia	10	1	-	-	9	-
Yemen	10	-	-	-	-	10
Libya	8	-	-	-	-	8
Turkey	8	-	-	2	6	-
Egypt	7	-	-	-	1	6
Georgia	6	-	-	-	6	-
Cameroon	5	-	-	-	-	5
India	5	-	1	-	-	4
Nigeria	4	-	2	-	2	-
Bosnia and Herzegovina	3	-	-	-	3	-
Sudan	3	-	-	-	-	3
Albania	2	-	-	-	2	-
Bulgaria	2	-	-	-	-	2
Ghana	2	-	-	-	-	2
Iran	2	-	-	-	1	1
Moldova	2	-	-	1	1	-
Viet Nam	2	-	-	-	-	2
Comoros	1	-	-	-	-	1
Côte d'Ivoire	1	-	1	-	-	-
Democratic Republic of the Congo	1	-	-	-	1	-
Iraq	1	-	1	-	-	-
Jordan	1	-	-	-	-	1
Macedonia	1	-	-	-	1	-
Palestine	1	-	-	-	-	1
Philippines	1	-	-	-	-	1
Somalia	1	-	-	-	-	1
Ukraine	1	-	-	-	1	-
<b>TOTAL</b>	<b>600</b>	<b>23</b>	<b>45</b>	<b>3</b>	<b>37</b>	<b>492</b>

**Number of foreigners released/removed from PDCA Sečovce in 2021 by nationality**

Nationality	Total number of foreigners	Readmission	Dublin	AVR	Other way of return	Released
Afghanistan	211	-	40	-	-	171
Syria	78	-	10	-	-	68
Morocco	44	-	3	-	-	41
Algeria	21	-	4	-	-	17
Pakistan	15	-	2	-	-	13
Bangladesh	8	1	-	-	-	7
Tunisia	8	-	-	-	-	8
Iraq	6	-	-	-	-	6
Ukraine	6	1	-	-	2	3
Cameroon	5	-	-	-	-	5
Sri Lanka	5	-	-	-	-	5
Libya	4	-	-	-	-	4
Viet Nam	4	-	-	-	-	4
Georgia	3	-	1	-	1	1
Palestine	3	-	-	-	-	3
India	2	-	-	-	-	2
Serbia	2	-	-	-	1	1
Uzbekistan	2	1	-	-	-	1
Yemen	2	-	-	-	-	2
Comoros	1	-	-	-	-	1
Egypt	1	-	-	-	-	1
Ethiopia	1	-	-	-	-	1
Iran	1	-	-	-	-	1
Kazakhstan	1	-	-	-	-	1
Moldova	1	-	-	-	-	1
Sudan	1	-	-	-	-	1
Togo	1	-	-	-	-	1
United States, USA	1	-	-	-	-	1
<b>TOTAL</b>	<b>438</b>	<b>3</b>	<b>60</b>	<b>0</b>	<b>4</b>	<b>371</b>

## 2.8.5 Return Decisions and Effective Returns

### Overview of return decisions issued in 2021

Nationality	TOTAL	Illegal migration		Other	
		AR	JV	AR	JV
Ukraine	245	144	39	5	57
Syria	191	190	1	-	-
Morocco	179	178	1	-	-
Afghanistan	67	67	-	-	-
Pakistan	57	55	2	-	-
Tunisia	43	40	3	-	-
Algeria	42	42	-	-	-
Serbia	42	27	10	2	3
Georgia	25	19	5	-	1
India	23	22	-	-	1
Turkey	22	22	-	-	-
Bangladesh	21	21	-	-	-
Uzbekistan	11	11	-	-	-
Iraq	10	10	-	-	-
Libya	10	10	-	-	-
Yemen	10	10	-	-	-
Palestine	9	9	-	-	-
Moldova	8	8	-	-	-
Bosnia and Herzegovina	7	6	1	-	-
Egypt	7	7	-	-	-
Sri Lanka	7	7	-	-	-
Dominican Republic	6	6	-	-	-
Nepal	6	6	-	-	-
Russian Federation	5	3	2	-	-
Sudan	5	5	-	-	-
China	4	4	-	-	-
Romania	4	-	-	1	3
Viet Nam	4	4	-	-	-
Albania	3	2	1	-	-
Macedonia	3	1	1	1	-
Nigeria	3	2	1	-	-
Thailand	3	3	-	-	-
Czechia	2	-	1	-	1
Kazakhstan	2	2	-	-	-
United States, USA	2	1	-	1	-
Armenia	1	1	-	-	-
Austria	1	-	-	-	1
Cameroon	1	1	-	-	-
Congo	1	-	1	-	-
Democratic Republic of the Congo	1	1	-	-	-
Eritrea	1	1	-	-	-



continues on the next page



continues from the previous page (year 2021)

Nationality	TOTAL	Illegal migration		Other	
		AR	JV	AR	JV
Gambia	1	-	1	-	-
Hungary	1	-	1	-	-
Iran	1	1	-	-	-
Ireland	1	-	-	-	1
Jordan	1	1	-	-	-
Lebanon	1	1	-	-	-
Montenegro	1	1	-	-	-
Philippines	1	1	-	-	-
Tajikistan	1	1	-	-	-
<b>TOTAL</b>	<b>1 103</b>	<b>954</b>	<b>71</b>	<b>10</b>	<b>68</b>

### Overview of return decisions issued in 2020

Nationality	TOTAL	Illegal migration		Other	
		AR	JV	AR	JV
Ukraine	365	275	50	9	31
Serbia	137	125	5	1	6
Syria	89	87	1	-	1
Bangladesh	37	32	5	-	-
Afghanistan	34	33	1	-	-
Georgia	33	23	4	3	3
Morocco	29	28	1	-	-
Moldova	28	3	24	-	1
India	25	24	1	-	-
Algeria	20	20	-	-	-
Macedonia	13	11	-	1	1
Romania	11	-	3	-	8
Bosnia and Herzegovina	10	8	2	-	-
Russian Federation	10	10	-	-	-
Somalia	8	6	-	-	2
Turkey	7	7	-	-	-
Viet Nam	7	7	-	-	-
Iraq	6	6	-	-	-
Iran	6	6	-	-	-
Albania	5	3	2	-	-
Egypt	5	5	-	-	-
Nigeria	5	4	1	-	-
Poland	5	-	-	1	4
Palestine	4	4	-	-	-
Uzbekistan	4	4	-	-	-
Austria	3	-	1	-	2
Czechia	3	-	-	2	1
China	3	3	-	-	-
Eritrea	3	3	-	-	-



continues on the next page



continues from the previous page (year 2020)

Nationality	TOTAL	Illegal migration		Other	
		AR	JV	AR	JV
Libya	3	3	-	-	-
Pakistan	3	3	-	-	-
Sri Lanka	3	3	-	-	-
Tunisia	3	3	-	-	-
United States, USA	3	3	-	-	-
Yemen	3	3	-	-	-
Belarus	2	1	-	1	-
Croatia	2	-	-	2	-
France	2	-	1	-	1
Chile	2	1	-	1	-
Israel	2	2	-	-	-
Kazakhstan	2	2	-	-	-
Mexico	2	2	-	-	-
Montenegro	2	2	-	-	-
Myanmar	2	2	-	-	-
Azerbaijan	1	1	-	-	-
Belgium	1	-	1	-	-
Bulgaria	1	-	-	-	1
Cameroon	1	1	-	-	-
Ethiopia	1	1	-	-	-
Germany	1	1	-	-	-
Ghana	1	1	-	-	-
Hungary	1	-	1	-	-
Mongolia	1	1	-	-	-
<b>TOTAL</b>	<b>960</b>	<b>773</b>	<b>104</b>	<b>21</b>	<b>62</b>

**Note:**

Overview contains information on to how many foreigners a decision on removal (AR or JR) was issued during the reference period (more than 1 decision might be issued to one person), regardless of when they have been detained.

- **Illegal migration AR/JR** – foreigners to whom the decision on administrative or judicial removal (AR, JR) was issued for the reasons related to illegal migration (IBC and IS)
- **Other** – foreigners to whom a decision on administrative or judicial removal (AR, JR) has been issued for the reasons, which do not relate to illegal migration (breach or not fulfilling general legal conditions with no connections to illegal migration).

Nationality of each foreigner in the overview is the one that he/she reported during removal procedure in the SR.

**Effective returns from the territory of the SR disaggregated by the country of return in 2020 and 2021**

	TOTAL	OF ILLEGAL MIGRATION		OTHER	
		to a third country	to a Member State	to a third country	to a Member State
2020	520	455	8	24	33
2021	430	343	32	48	7

## Overview of effective returns from the SR in 2021

Nationality	TOTAL	AR		JR	
		of illegal migration	other	of illegal migration	other
Ukraine	178	94	3	39	42
Pakistan	41	39	-	2	-
Afghanistan	31	31	-	-	-
Turkey	23	21	-	2	-
Serbia	19	7	-	10	2
Georgia	18	12	-	5	1
Bangladesh	17	17	-	-	-
Algeria	12	12	-	-	-
India	12	12	-	-	-
Uzbekistan	11	11	-	-	-
Dominican Republic	6	6	-	-	-
Nepal	6	6	-	-	-
Syria	6	6	-	-	-
Iraq	5	5	-	-	-
Libya	5	5	-	-	-
Czechia	4	-	-	1	3
Moldova	4	3	-	1	-
Russian Federation	4	3	-	1	-
Bosnia and Herzegovina	3	1	-	2	-
Nigeria	3	2	-	1	-
Romania	3	-	-	-	3
Albania	2	1	-	1	-
China	2	2	-	-	-
Kazakhstan	2	2	-	-	-
Morocco	2	2	-	-	-
Sri Lanka	2	2	-	-	-
Armenia	1	1	-	-	-
Egypt	1	1	-	-	-
Eritrea	1	1	-	-	-
Hungary	1	-	-	1	-
Iran	1	1	-	-	-
Ireland	1	-	-	-	1
Lebanon	1	1	-	-	-
Macedonia	1	-	-	1	-
Viet Nam	1	1	-	-	-
<b>TOTAL</b>	<b>430</b>	<b>308</b>	<b>3</b>	<b>67</b>	<b>52</b>



## Overview of effective returns from the SR in 2020

Nationality	TOTAL	AR		JR	
		of illegal migration	other	of illegal migration	other
Ukraine	291	211	2	49	29
Serbia	55	46	-	4	5
Moldova	24	3	-	20	1
Bangladesh	22	21	-	1	-
India	18	18	-	-	-
Georgia	15	9	-	4	2
Romania	10	-	-	3	7
Macedonia	7	6	-	-	1
Russian Federation	6	6	-	-	-
Algeria	5	5	-	-	-
Somalia	5	5	-	-	-
Turkey	5	4	-	1	-
Nigeria	4	2	-	2	-
Poland	4	-	-	-	4
Syria	4	3	-	-	1
Uzbekistan	4	4	-	-	-
Austria	3	-	-	1	2
China	3	2	-	1	-
Morocco	3	3	-	-	-
Sri Lanka	3	3	-	-	-
Afghanistan	2	2	-	-	-
Albania	2	-	-	2	-
Bosnia and Herzegovina	2	1	-	1	-
Eritrea	2	2	-	-	-
France	2	-	-	1	1
Myanmar	2	2	-	-	-
Pakistan	2	2	-	-	-
Azerbaijan	1	1	-	-	-
Belarus	1	1	-	-	-
Belgium	1	-	-	1	-
Bulgaria	1	-	-	-	1
Cameroon	1	1	-	-	-
Egypt	1	1	-	-	-
Ethiopia	1	1	-	-	-
Hungary	1	-	-	1	-
Iran	1	1	-	-	-
Iraq	1	1	-	-	-
Kazakhstan	1	1	-	-	-
Mexico	1	1	-	-	-
Montenegro	1	1	-	-	-
The Netherlands	1	-	-	-	1
Yemen	1	1	-	-	-
<b>TOTAL</b>	<b>520</b>	<b>371</b>	<b>2</b>	<b>92</b>	<b>55</b>

Note:

The overview contains number of all executions of decisions of administrative or judiciary removal from the SR (return process of a foreigner – regardless whether voluntary or forced), that took place within the reference period, regardless

when the person has been apprehended and regardless, when the decision was issued. The overview also contains executions of removal decisions issued by other Member States. The nationality listed is that one valid by the time of execution of the decision.

### Effective returns of illegal migrants from the territory of the SR to a third country in 2021 by the type of return

Nationality	TOTAL	FORCED RETURNS				VOLUNTARY RETURNS		
		Via external land border	Via internal land border	By air	Joint flight (2004/573/ES)	Voluntary departure		Assisted voluntary return (IOM)
						After fulfilling obligation to leave the SR	at BCPs - departing from the SR	
Ukraine	133	75	-	-	-	52	5	1
Pakistan	31	31	-	-	-	-	-	-
Turkey	23	15	1	5	-	-	-	2
Afghanistan	19	18	-	-	1	-	-	-
Bangladesh	17	17	-	-	-	-	-	-
Georgia	16	9	2	3	-	2	-	-
Serbia	14	-	2	8	-	1	-	3
India	12	12	-	-	-	-	-	-
Uzbekistan	11	11	-	-	-	-	-	-
Algeria	10	10	-	-	-	-	-	-
Dominican Republic	6	6	-	-	-	-	-	-
Nepal	6	6	-	-	-	-	-	-
Syria	6	6	-	-	-	-	-	-
Iraq	5	5	-	-	-	-	-	-
Libya	5	5	-	-	-	-	-	-
Moldova	4	2	-	1	-	-	-	1
Russian Federation	4	3	-	-	-	1	-	-
Bosnia and Herzegovina	3	-	-	3	-	-	-	-
Albania	2	-	-	2	-	-	-	-
China	2	1	-	-	-	-	-	1
Kazakhstan	2	2	-	-	-	-	-	-
Sri Lanka	2	2	-	-	-	-	-	-
Armenia	1	1	-	-	-	-	-	-
Egypt	1	-	-	1	-	-	-	-
Eritrea	1	1	-	-	-	-	-	-
Hungary	1	1	-	-	-	-	-	-
Iran	1	-	1	-	-	-	-	-
Lebanon	1	1	-	-	-	-	-	-
Macedonia	1	-	-	1	-	-	-	-
Morocco	1	1	-	-	-	-	-	-
Nigeria	1	-	-	-	-	-	-	1
Viet Nam	1	-	-	-	-	-	1	-
<b>TOTAL</b>	<b>343</b>	<b>241</b>	<b>6</b>	<b>24</b>	<b>1</b>	<b>56</b>	<b>6</b>	<b>9</b>

**Effective returns of illegal migrants from the territory of the SR to a third country in 2020  
by the type of return**

Nationality	TOTAL	FORCED RETURNS				VOLUNTARY RETURNS		
		Via external land border	Via internal land border	By air	Joint return operation	Voluntary departure		Assisted voluntary return (IOM)
						After fulfilling obligation to leave the SR	at BCPs - departing from the SR	
Ukraine	260	65	-	-	-	58	112	25
Serbia	50	-	2	7	-	3	-	38
Moldova	23	22	-	-	-	-	1	-
Bangladesh	22	22	-	-	-	-	-	-
India	18	18	-	-	-	-	-	-
Georgia	11	1	-	2	-	-	2	6
Macedonia	6	-	-	1	-	2	-	3
Russian Federation	6	1	-	3	-	-	2	-
Algeria	5	4	-	-	-	-	-	1
Somalia	5	5	-	-	-	-	-	-
Turkey	5	4	-	1	-	-	-	-
Uzbekistan	4	4	-	-	-	-	-	-
China	3	-	1	-	-	-	-	2
Morocco	3	-	-	-	-	-	-	3
Nigeria	3	-	-	2	1	-	-	-
Sri Lanka	3	3	-	-	-	-	-	-
Syria	3	3	-	-	-	-	-	-
Afghanistan	2	2	-	-	-	-	-	-
Bosnia and Herzegovina	2	-	-	1	-	1	-	-
Eritrea	2	2	-	-	-	-	-	-
Myanmar	2	2	-	-	-	-	-	-
Pakistan	2	2	-	-	-	-	-	-
Albania	1	-	-	1	-	-	-	-
Azerbaijan	1	1	-	-	-	-	-	-
Belarus	1	1	-	-	-	-	-	-
Cameroon	1	1	-	-	-	-	-	-
Egypt	1	-	-	-	-	-	-	1
Ethiopia	1	1	-	-	-	-	-	-
France	1	1	-	-	-	-	-	-
Hungary	1	1	-	-	-	-	-	-
Iran	1	-	-	1	-	-	-	-
Iraq	1	1	-	-	-	-	-	-
Kazakhstan	1	-	-	-	-	-	1	-
Mexico	1	-	-	-	-	-	-	1
Montenegro	1	-	-	1	-	-	-	-
Romania	1	1	-	-	-	-	-	-
Yemen	1	1	-	-	-	-	-	-
<b>TOTAL</b>	<b>455</b>	<b>169</b>	<b>3</b>	<b>20</b>	<b>1</b>	<b>64</b>	<b>118</b>	<b>80</b>

Notes:

**Forced return to the third country is** execution of decision on administrative or judiciary removal by the escort carried out by the unit of PF: a) via external land border, b) via internal land border or c) by air to the third country. This kind of execution of decision on AR/JR can also be a readmission, if the person is handed over according the readmission agreement.

**Voluntary departure to the third country is:** a) voluntary fulfilling the obligation to leave the territory of the SR within the period mentioned in the decision on AR due to IS detected inland (fulfilling of obligation is recorded at the BCP; or b) leave of the territory of the SR due to IS detected at the BCP at departure from SR, for which a decision on AR has been issued.

**Effective returns of illegal migrants from the territory of the SR to other Member States in 2021 by the type of return**

Nationality	Total	Readmission	Dublin regulation	Other way of effective return
Afghanistan	12	12	-	-
Pakistan	10	10	-	-
Serbia	3	-	-	3
Algeria	2	-	-	2
Nigeria	2	-	-	2
Czechia	1	-	-	1
Georgia	1	-	-	1
Morocco	1	-	-	1
<b>TOTAL</b>	<b>32</b>	<b>22</b>	<b>0</b>	<b>10</b>

**Effective returns of illegal migrants from the territory of the SR to other Member States in 2020 by the type of return**

Nationality	Total	Readmission	Dublin regulation	Other way of effective return
Georgia	2	-	-	2
Romania	2	-	-	2
Albania	1	-	-	1
Austria	1	-	-	1
Belgium	1	-	-	1
Nigeria	1	1	-	-
<b>TOTAL</b>	<b>8</b>	<b>1</b>	<b>0</b>	<b>7</b>

Note:

Types of return in accordance with readmission agreement and Dublin regulation are considered as forced returns.

Effective returns in accordance with Dublin Regulation regard only those Dublin transfers based on decisions on administrative or judiciary returns.

**Other way of effective return** – execution of decision on AR or JR might be carried out as: a) escort by Police unit to the territory of other member state, if the foreigner, to whom a decision on AR/JR was issued, has valid residence permit or is authorized to stay on the territory of respective member state (country of return) or based on European arrest warrant; b) as voluntarily fulfilling the obligation to leave within the period stated in the decision on AR to a member state out of Schengen area based on detection of unauthorized stay inland or at the BCP when departing from the territory of SR.

## 2.9 Unauthorized Transport of Cigarettes through External Border

Overview of number of detected smuggled cigarettes through the external border – § 279 CC by individual months of 2021

Month	Total number of cigarettes	Land border			Airports		
		TOTAL	Thereof:		TOTAL	Thereof:	
			from SR	to SR		from SR	to SR
January	0	-	-	-	-	-	-
February	0	-	-	-	-	-	-
March	19 200	19 200	-	19 200	-	-	-
April	12 600	12 600	-	12 600	-	-	-
May	340 000	340 000	-	340 000	-	-	-
June	23 400	23 400	-	23 400	-	-	-
July	0	-	-	-	-	-	-
August	182 014	182 014	-	182 014	-	-	-
September	0	-	-	-	-	-	-
October	113 480	113 480	-	113 480	-	-	-
November	13 200	13 200	-	13 200	-	-	-
December	0	-	-	-	-	-	-
<b>TOTAL</b>	<b>703 894</b>	<b>703 894</b>	<b>0</b>	<b>703 894</b>	<b>0</b>	<b>0</b>	<b>0</b>

Smuggled cigarettes detected by units of DBFP Sobrance in 2021 by place of detection

		Number of cases	Number of cigarettes	Value in €
<b>Cigarettes detected at BCPs</b>		<b>4</b>	<b>444 320</b>	<b>73 995,27</b>
Thereof:	in trains	4	444 320	73 995,27
<b>Cigarettes detected Inland</b>		<b>12</b>	<b>259 574</b>	<b>333 22,92</b>
Thereof:	Among personal belongings	3	26 920	3 632,54
	In forest	9	232 654	29 690,38
<b>TOTAL</b>		<b>16</b>	<b>703 894</b>	<b>107 318,19</b>

**Smuggled cigarettes detected by individual units of DBFP Sobrance in 2021 by place of detection**

		<b>Number of cases</b>	<b>Number of cigarettes</b>	<b>Value in €</b>
<b>BCU PF Zboj</b>		<b>1</b>	<b>169 694</b>	<b>19 769,35</b>
Thereof:	inland in forest	1	169 694	19 769,35
<b>BCU PF Topoľa</b>		<b>0</b>	<b>-</b>	<b>-</b>
<b>BCU PF Ulič</b>		<b>0</b>	<b>-</b>	<b>-</b>
<b>BCU PF Vyšné Nemecké</b>		<b>2</b>	<b>24 000</b>	<b>4 151,35</b>
Thereof:	inland in forest	2	24 000	4 151,35
<b>BCU PF Ubľa</b>		<b>1</b>	<b>12 600</b>	<b>1 467,90</b>
Thereof:	inland in forest	1	12 600	1 467,90
<b>BCU PF Podhorod'</b>		<b>1</b>	<b>3 760</b>	<b>650,44</b>
Thereof:	inland in forest	1	3 760	650,44
<b>BCU PF Petrovce</b>		<b>1</b>	<b>9 200</b>	<b>1 071,8</b>
Thereof:	among personal belongings	1	9 200	1 071,8
<b>BCU PF Maťovské Vojkovce</b>		<b>6</b>	<b>454 320</b>	<b>75 692,90</b>
Thereof:	at BCP in train	4	444 320	73 995,27
	inland in forest	2	10 000	1 697,63
<b>BCU PF Veľké Slemence</b>		<b>0</b>	<b>-</b>	<b>-</b>
<b>BCU PF Čierna nad Tisou</b>		<b>1</b>	<b>7 800</b>	<b>908,70</b>
Thereof:	among personal belongings	1	7 800	908,70
<b>MIU PF DBFP Sobrance</b>		<b>3</b>	<b>22 520</b>	<b>3 605,75</b>
Thereof:	inland in forest	2	12 600	1 953,71
	among personal belongings	1	9 920	1 652,04
<b>TOTAL</b>		<b>16</b>	<b>703 894</b>	<b>107 318,19</b>

## 2.10 Positive Hits in Police Databases

Overview of number of apprehended persons, vehicles and items based on searching in police databases in 2021

			Total	Thereof:			
				DBFP Bratislava	DBFP B. Bystrica	DBFP Prešov	DBFP Sobrance
Persons	Total		874	93	5	68	708
	SIS	Third country nationals	675	35	3	24	613
		EU nationals	134	41	-	14	79
	PATROS and INTERPOL	Third country nationals	23	2	2	8	11
		EU nationals	42	15	-	22	5
Transport means	Total		23	0	0	0	23
	PATRMV and INTERPOL		0	-	-	-	-
	SIS		23	-	-	-	23
Items (incl. documents)	Total		1 394	95	0	78	1 221
	PATRDOC and INTERPOL		707	75	-	74	558
	SIS		687	20	-	4	663
Persons, transport means and items	Total		7	0	0	0	7
	IBO		7	-	-	-	7

Overview of number of apprehended persons, vehicles and items based on searching in police databases in 2020

			Total	Thereof:			
				DBFP Bratislava	DBFP B. Bystrica	DBFP Prešov	DBFP Sobrance
Persons	Total		798	153	2	75	568
	SIS	Third country nationals	530	36	1	19	474
		EU nationals	174	73	1	36	64
	PATROS and INTERPOL	Third country nationals	30	2	-	2	26
		EU nationals	64	42	-	18	4
Transport means	Total		35	1	0	0	34
	PATRMV and INTERPOL		6	1	-	-	5
	SIS		29	-	-	-	29
Items (incl. documents)	Total		640	58	1	29	552
	PATRDOC and INTERPOL		420	35	-	22	363
	SIS		220	23	1	7	189
Persons, transport means and items	Total		14	0	0	0	14
	IBO		14	-	-	-	14



## Processed:

Risk Analysis and Coordination Department  
Bureau of Border and Foreign Police  
Presidium of the Police Force

Ružinovská 1/B, 812 72 Bratislava  
Tel: +421961050770, Fax: +421961059170  
Email: [uhcp@minv.sk](mailto:uhcp@minv.sk)  
[oark.uhcp@minv.sk](mailto:oark.uhcp@minv.sk)  
Internet: <http://www.minv.sk/?rocenky>  
Intranet: <http://info.minv.sk/pz/uhcp/>