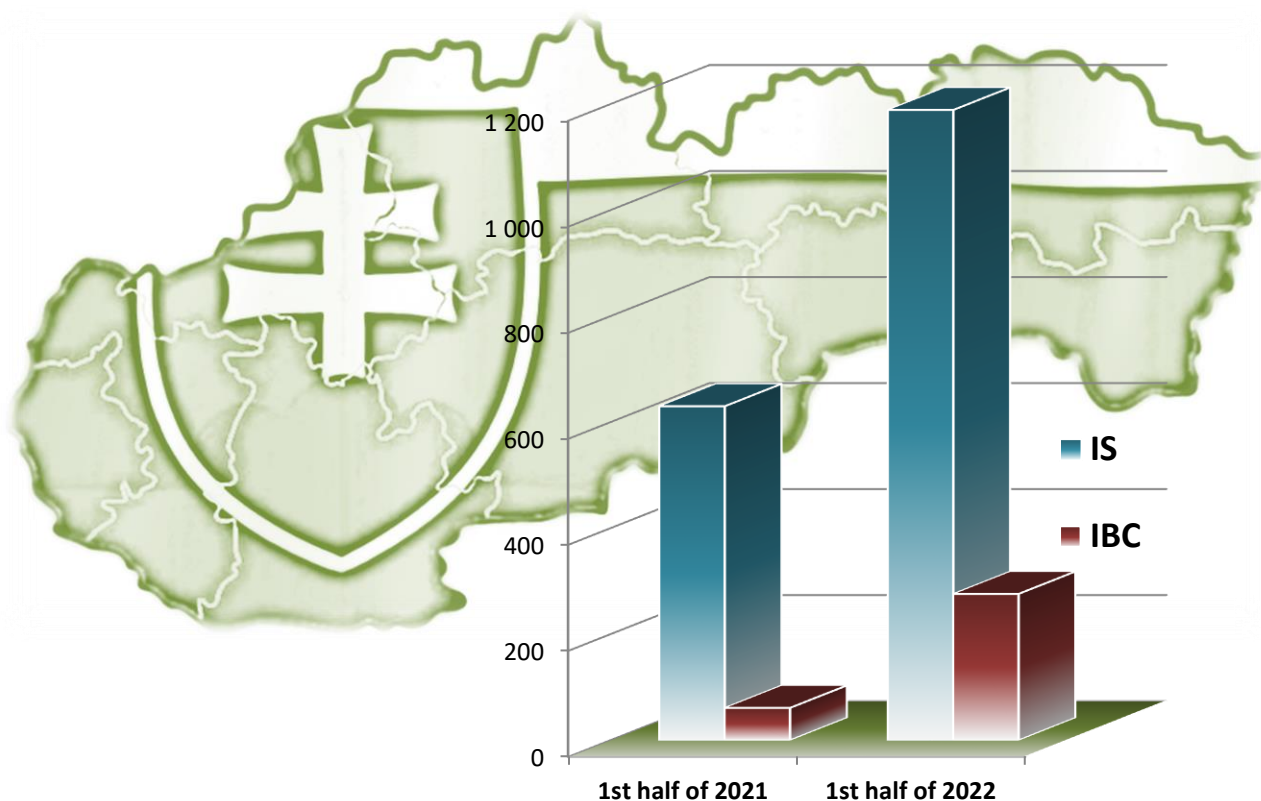


**Presidium of the Police Force  
Bureau of Border and Foreign Police**

# **Statistical Overview of Legal and Illegal Migration in the Slovak Republic**



## **1<sup>ST</sup> HALF OF 2022**



## CONTENT

<b>1</b>	<b>LEGAL MIGRATION.....</b>	<b>7</b>
1.1	Legal Migration by Border Type .....	7
1.2	Stay of Foreigners in the Slovak Republic.....	9
1.3	Visas.....	19
<b>2</b>	<b>ILLEGAL MIGRATION.....</b>	<b>23</b>
2.1	Illegal Crossing of the State Border of the Slovak Republic.....	28
2.2	Illegal stay on the territory of the Slovak Republic .....	35
2.3	Unaccompanied Minors Apprehended for IBC and IS .....	52
2.4	Asylum Applications.....	53
2.5	Forgery and alteration of travel, residence and other documents .....	57
2.6	Refusal of Entry .....	61
2.7	Facilitation of Illegal Migration and Trafficking in Human Beings .....	67
2.8	Return Policy and Persons taken over to the SR.....	71
2.8.1	Readmission .....	71
2.8.2	Voluntary returns.....	73
2.8.3	Dublin Transfers.....	74
2.8.4	Police Detention Centers for Foreigners.....	76
2.8.5	Return Decisions and their Enforcement .....	80
2.9	Unauthorized Transport of Cigarettes through the External Border .....	87
2.10	Hits in Police Databases .....	88

## LIST OF ABBREVIATIONS

AR – Administrative removal  
AU PF – Asylum Unit of the Police Force  
BBFP – Bureau of Border and Foreign Police  
BCP – Border Crossing Point  
BCS – Border Crossing Stamp  
BCU PF – Border Control Unit of the Police Force  
CC – Criminal Code (Act No. 300/2005 Coll. the Penal Code as amended)  
CVAD – Central Visa Authority Department  
DBFP – Directorate of Border and Foreign Police  
EU – European Union  
FPD – Foreign Police Department of the Bureau of Border and Foreign Police  
FPU PF – Foreign Police Unit of the Police Force  
IBC – Illegal Border Crossing  
IBO – Registry of blocked persons, vehicles and items at the Border Crossing Points  
IDC – Identity Card  
IOM – International Organization for Migration  
IS – Illegal Stay  
JR – Judicial Removal  
MFA – Ministry of Foreign and European Affairs of the SR  
MIU PF – Mobile Intervention Unit of the Police Force  
MO MOI – Migration Office of the Ministry of Interior of the SR  
MOI – Ministry of Interior of the SR  
MU PF – Mobile Unit of the Police Force  
NUCIM – National Unit for Combating Illegal Migration  
NVIS – National Visa Information System  
PATRDOC – Registry of Stolen and Lost Documents  
PATRMV – Registry of stolen vehicles  
PATROS – Registry of Wanted and Missing Persons  
PDCF – Police Detention Centre for Foreigners  
PF – Police Force  
SIS – Schengen Information System  
SR – the Slovak Republic  
VIS – Visa Information System

## DEFINITIONS OF TERMS USED

**a) Internal borders** - are those sections of the state border of the SR, which are common land borders between the member states of the Schengen area and the SR – i.e. sections of the state border of the SR with Austria, Hungary, Czechia, Poland and additionally, airports for intra-Schengen flights (flights exclusively to or from the territory of member states, without them landing on a territory of a third country).

**b) External borders** - are those sections of the state border of the SR, that are a common land border with non-member state and airports – if not internal borders; they are formed by the **land border** – state border of the SR with Ukraine and **international airports**.

**c) Illegal border crossing – external border (land, air)** – this category includes all cases of foreigners, who illegally crossed or attempted to illegally cross the state border of the SR, regardless of the direction of crossing, while the time period between their apprehension and crossing is less than 48 hours and they were apprehended by the police patrol performing border control. This category also includes cases of readmission, when foreigners were apprehended outside the territory of the SR by a foreign authority and were returned to the SR on the basis of a readmission agreement after IBC from the SR.

During the temporary reintroduction of border controls at the internal border, the IBC category also includes the cases at the internal border, when nationals of third countries are apprehended by the Slovak force patrol during random checks of intra-Schengen flights or during the border control of the internal land border.

**d) Illegal stay on the territory of the SR** – this category includes all cases of foreigners who were staying and were found on the territory of the SR in violation of the national legislation and/or international agreements; regardless of the fact whether they entered or stayed on the territory of the SR legally or illegally, or if such fact was detected during border checks at the point of departure from SR, except for an IBC attempt.

### Disaggregation of illegal stay:

#### - Inland:

- **After legal entry to the SR** – this category includes foreigners who were apprehended inland due to illegal stay and who had entered (could have entered) the territory of the SR legally, but at the time of detection their stay was illegal. (overstayers with expired visa or residence permit, illegal work),
- **After illegal entry to the SR** – this category includes foreigners who were apprehended inland for their illegal stay and whose entry into the territory of the SR through the external or internal border was illegal; cases of **secondary transit migration are also included** (secondary migration of foreigners within the Schengen territory, always after illegal entry into the territory of the Slovak Republic and almost exclusively after previous illegal entry into Schengen with the intention of transiting through our territory in the direction to the destination country),
- **After undetected entry to the SR** – this category includes foreigners who were apprehended inland for illegal stay, but there is no evidence whether their entry to the SR was legal or illegal,

**- At the BCPs on exit from the SR** broken down into land border and airports (extra-Schengen flights) – this category includes foreigners whose illegal stay was detected during border check at BCP when exiting the territory of the SR to a third country,

- **After return from another Member State** – this category includes foreigners who were apprehended outside the territory of the SR by an authority of another member state and were returned to the SR according to the (on the basis of the) Dublin Regulation and were not previously apprehended for illegal stay on the basis of readmission agreements, other agreements, or conventions<sup>1</sup>

**e) Refusal of entry to a third country national** – this category includes third country nationals (except those who are family members of EU nationals) who were refused entry to the territory of the SR due to reasons listed in Article 14 of the Regulation (EU) 2016/399 of the European Parliament and of the Council of 9 March 2016 on a Union Code on the rules governing the movement of persons across borders (Schengen Borders Code),

**f) Foreigner** – A foreigner shall be understood as anyone who is not a citizen of the Slovak Republic,

**g) EU national** - is anyone who is not a national of the SR and who is a national of a Member State (Member State is to be understood as an EU Member State or another state that is a contracting party to the Agreement on European Economic Area and Switzerland),

**h) Third country national** - is any person who is not a national of the SR, nor an EU national (this category also includes stateless persons),

**i) Illegal migrant** - is a person apprehended for IBC or IS,

**j) Readmission related to illegal migration** – is the handover and acceptance of foreigners according to readmission agreements, if such person previously illegally crossed the state border of the SR or illegally stayed within the territory of the SR after illegal entry,

**k) Visa** – authorization or decision of an EU Member State with a view to transit through or an intended stay on the territory of one or more or all the EU Member States. The type of visa is defined as follows:

- **Schengen visa type C (uniform visa, visa with limited territorial validity)** – means an authorization issued by a Member State to transit through or an intended stay in the territory of the Member States of a duration of no more than 90 days in any 180 days period and to transit through the international transit areas of one or more airports of the Member States,

- **National visa type D (long-term visa)** – means an authorization issued by a Member State in accordance with its national law or Union law required for entry with a view to intended stay in the territory of the Member State for a period of more than three months, but not more than one year.

---

<sup>1</sup> e. g. Convention on International Civil Aviation

# 1 LEGAL MIGRATION

## 1.1 Legal Migration by Border Type

Overview of persons and vehicles having crossed the external borders legally at BCPs in the 1<sup>st</sup> half of 2021 and 2022; by the direction of crossing

			1 <sup>st</sup> half of 2021		1 <sup>st</sup> half of 2022	
			to SR	from SR	to SR	from SR
LAND BORDER	Number of persons by direction of crossing in total		123 783	118 683	665 143	381 622
	Thereof:	EU and Slovak nationals	18 653	18 294	40 741	37 528
		Third country nationals	105 130	100 389	624 402	344 094
	Total number of persons		242 466		1 046 765	
	Total number of vehicles by direction of crossing		59 475	59 465	119 738	111 719
	Thereof:	Passenger cars	36 838	34 003	90 761	79 659
		Buses	-	-	3669	3252
		Trucks	19 911	22 738	22 002	25 494
		Passenger trains	362	362	816	817
		Cargo trains	2 364	2 362	2 490	2 497
Total number of vehicles		118 940		231 457		
AIRPORTS	Number of persons by direction of crossing in total		27 205	26 315	213 246	241 776
	Thereof:	EU and Slovak nationals	23 116	22 443	174 974	198 787
		Third country nationals	4 089	3 872	38 272	42 989
	Total number of persons		53 520		455 022	
	Total number of aircrafts by direction of crossing		781	734	2136	2117
	Total number of aircrafts		1 515		4 253	
Total number of persons			295 986		1 501 787	
Total number of vehicles			120 455		235 710	

Note:

This statistical data also includes those Third country nationals, who did not meet the conditions for entry into Schengen, but they have entered the territory of the SR from Ukraine through BCPs on 24.02.2022 or later, and the reason for their entry was the military conflict in Ukraine. (Exemption under the Art. 6 Para. 5(c) of the Schengen Borders Code – i.e. humanitarian reason).

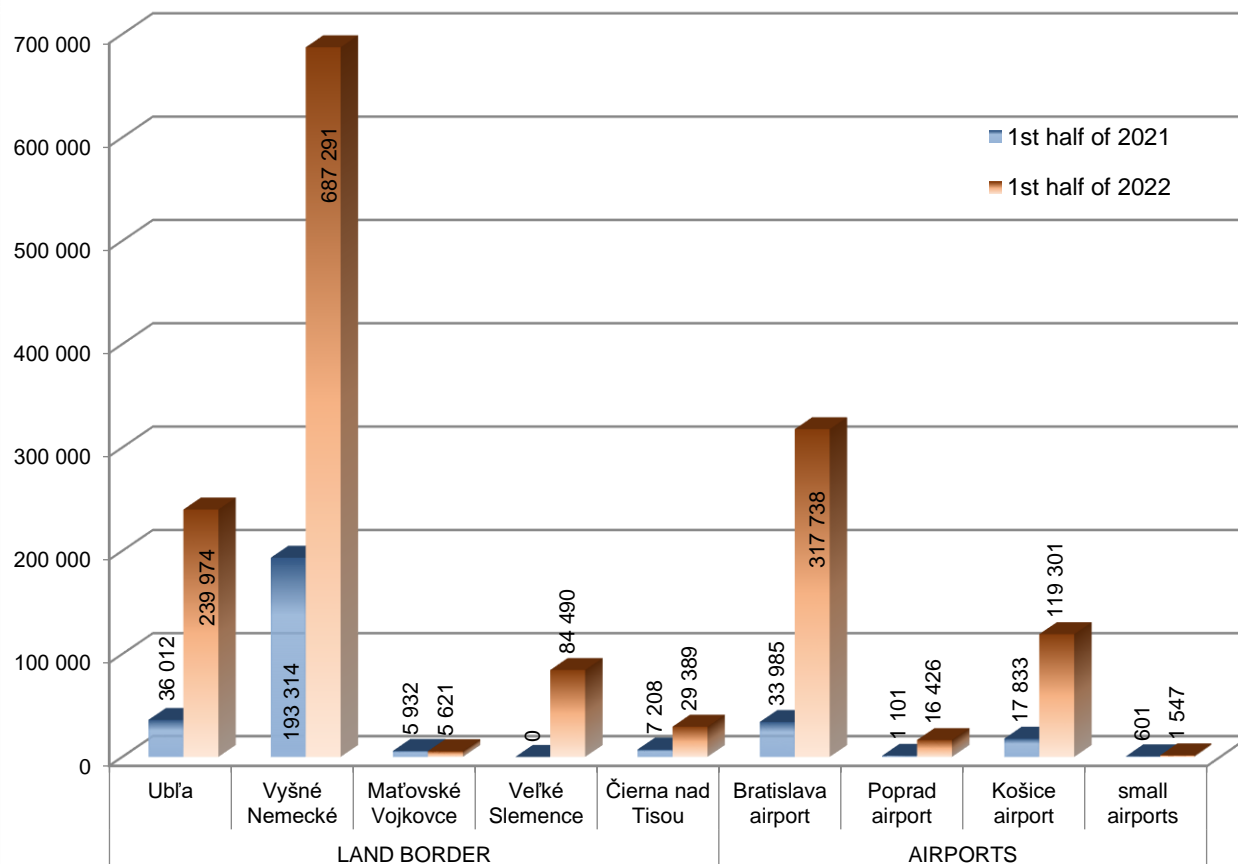
As for the category of airports, only passengers of non-Schengen flights are included.

**Overview of persons and vehicles having crossed the external border legally in the 1<sup>st</sup> half of 2021 and 2022; by individual BCPs**

		1 <sup>st</sup> half of 2021		1 <sup>st</sup> half of 2022	
		Persons	Vehicles	Persons	Vehicles
<b>LAND BORDER</b>	Ubl'a	36 012	9 148	239 974	56 749
	Vyšné Nemecké	193 314	104 342	687 291	168 088
	Maťovské Vojkovce	5 932	2 758	5 621	2 921
	Veľké Slemence	-	-	84 490	-
	Čierna nad Tisou	7 208	2 692	29 389	3 699
<b>AIRPORTS</b>	Bratislava airport	33 985	1 086	317 738	2 972
	Poprad airport	1 101	104	16 426	195
	Košice airport	17 833	210	119 301	937
	small airports*	601	115	1 557	149
<b>TOTAL</b>		<b>295 986</b>	<b>120 455</b>	<b>1 501 787</b>	<b>235 710</b>

\* small airports (airports Piešťany, Sliač, Nitra, Žilina, Prievidza a Jasná are small airport BCPs according to the Annex 4 of the Practical Handbook for Border Guards (Schengen Handbook))

**Overview of persons having crossed the external border legally in the 1<sup>st</sup> half of 2021 and 2022; by individual BCPs**





## 1.2 Stay of Foreigners in the Slovak Republic

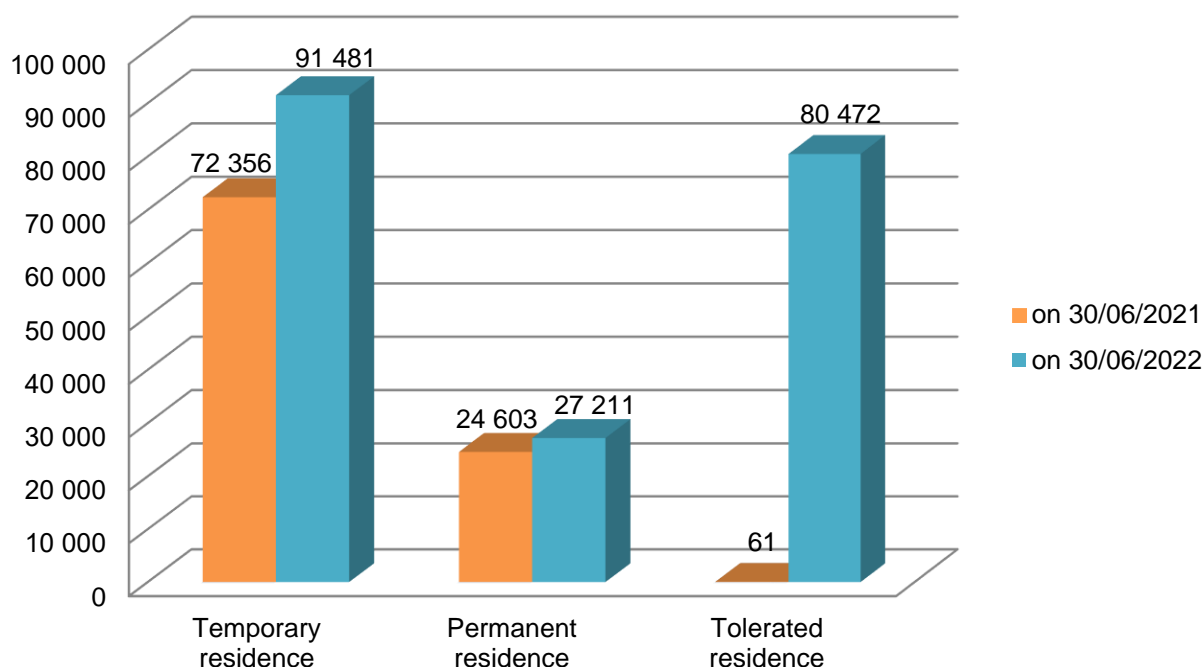
Number of residence permits of foreigners valid at the end of June 2021 and June 2022

Nationality Type	On 30/06/2021	On 30/06/2022
Third country nationals	97 020	199 164
EU nationals	55 882	55 946
<b>TOTAL</b>	<b>152 902</b>	<b>255 110</b>

Number of residence permits of third country nationals valid at the end of June 2021 and June 2022; by the type of residence

Type of residence	on 30/06/2021	on 30/06/2022
Temporary residence	72 356	91 481
Permanent residence	24 603	27 211
Tolerated residence	61	80 472
<b>TOTAL</b>	<b>97 020</b>	<b>199 164</b>

Number of residence permits of third country nationals  
valid at the end of June 2021 and June 2022; by the type of residence



**Number of residence permits of third country nationals valid at the end of June 2022 - TOP 20**

Nationality	on 30/06/2022			
	Total number of permits	Thereof:		
		Temporary	Permanent	Tolerated
Ukraine	139 847	52 107	7 819	79 921
Serbia	16 999	15 875	1 123	1
Viet Nam	7 495	5 334	2 152	9
Russian Federation	6 994	3 562	3 199	233
United Kingdom of GB and NI	2 772	43	2 728	1
China	2 702	742	1 950	10
North Macedonia	2 312	1 575	737	-
Georgia	1 527	1 446	71	10
Korea	1 465	778	687	-
Bosnia and Herzegovina	1 289	1 126	163	-
India	1 289	1 048	230	11
Iran	1 152	834	315	3
United States of America	1 065	316	725	24
Turkey	1 017	640	371	6
Belarus	1 013	723	251	39
Kazakhstan	946	744	193	9
Albania	629	359	270	-
Thailand	564	291	273	-
Kyrgyzstan	551	522	25	4
Republic of Moldova	534	427	89	18
Other nationalities	7 002	2 989	3 840	173
<b>TOTAL</b>	<b>199 164</b>	<b>91 481</b>	<b>27 211</b>	<b>80 472</b>

**Number of residence permits of third country nationals valid at the end of June 2021 - TOP 20**

Nationality	on 30/06/2021			
	Total number of permits	Thereof:		
		Temporary	Permanent	Tolerated
Ukraine	45 374	38 687	6 685	2
Serbia	15 645	14 666	979	-
Viet Nam	7 069	5 103	1 966	-
Russian Federation	5 756	2 923	2 831	2
United Kingdom of GB and NI	2 802	-	2 802	-
China	2 678	810	1 868	-
North Macedonia	1 687	1 016	671	-
Korea	1 445	789	656	-
Iran	1 163	908	255	-
United States of America	1 020	339	681	-
India	1 006	797	209	-
Bosnia and Herzegovina	906	755	151	-
Georgia	811	754	57	-
Turkey	796	453	343	-
Belarus	653	419	234	-
Kazakhstan	626	462	164	-
Thailand	494	258	236	-
Israel	383	290	93	-
Syrian Arab Republic	381	204	174	3
Egypt	367	114	253	-
Other nationalities	5 958	2 609	3 295	54
<b>TOTAL</b>	<b>97 020</b>	<b>72 356</b>	<b>24 603</b>	<b>61</b>

**Number of residence permits of third country nationals valid at the end of June 2021 and June 2022; by region and type of residence**

		on 30/06/2021	on 30/06/2022
<b>Bratislava region</b>		<b>35 580</b>	<b>66 867</b>
Thereof:	Temporary residence	25 678	30 197
	Permanent residence	9 899	10 880
	Tolerated residence	3	25 790
<b>Košice region</b>		<b>11 831</b>	<b>26 869</b>
Thereof:	Temporary residence	8 446	10 537
	Permanent residence	3 384	3 710
	Tolerated residence	1	12 622
<b>Trnava region</b>		<b>12 120</b>	<b>22 525</b>
Thereof:	Temporary residence	9 823	12 024
	Permanent residence	2 295	2 715
	Tolerated residence	2	7 786
<b>Nitra region</b>		<b>9 814</b>	<b>21 269</b>
Thereof:	Temporary residence	7 585	11 598
	Permanent residence	2 214	2 370
	Tolerated residence	15	7 301
<b>Žilina region</b>		<b>7 306</b>	<b>18 600</b>
Thereof:	Temporary residence	5 573	8 126
	Permanent residence	1 733	1 894
	Tolerated residence	-	8 580
<b>Prešov region</b>		<b>8 521</b>	<b>17 291</b>
Thereof:	Temporary residence	6 382	8 167
	Permanent residence	2 100	2 255
	Tolerated residence	39	6 869
<b>Trenčín region</b>		<b>6 629</b>	<b>14 485</b>
Thereof:	Temporary residence	5 260	6 736
	Permanent residence	1 369	1 543
	Tolerated residence	-	6 206
<b>Banská Bystrica region</b>		<b>5 219</b>	<b>11 258</b>
Thereof:	Temporary residence	3 609	4 096
	Permanent residence	1 609	1 844
	Tolerated residence	1	5 318
<b>TOTAL</b>		<b>97 020</b>	<b>199 164</b>
Thereof:	Temporary residence	72 356	91 481
	Permanent residence	24 603	27 211
	Tolerated residence	61	80 472

**Number of registrations of EU nationals with the right to residence valid at the end of June 2022**

Nationality	on 30/06/2022
	Number of registrations
Czechia	12 593
Hungary	9 550
Romania	7 036
Poland	6 094
Germany	4 525
Italy	2 924
Austria	2 603
Bulgaria	1 658
France	1 542
Spain	1 234
Croatia	1 164
Greece	722
Netherlands	614
Portugal	508
Norway	499
Belgium	394
Slovenia	379
Ireland	322
Sweden	314
Switzerland	291
Latvia	230
Denmark	212
Lithuania	207
Finland	126
Estonia	55
Cyprus	52
Iceland	40
Malta	39
Luxembourg	17
Liechtenstein	2
<b>TOTAL</b>	<b>55 946</b>

**Number of registrations of EU nationals with the right to residence valid at the end of June 2021**

Nationality	on 30/06/2021
	Number of registrations
Czechia	12 356
Hungary	9 472
Romania	7 189
Poland	6 077
Germany	4 525
Italy	3 031
Austria	2 559
Bulgaria	1 656
France	1 553
Spain	1 279
Croatia	1 198
Greece	755
Netherlands	605
Portugal	503
Norway	500
Belgium	397
Slovenia	382
Sweden	303
Switzerland	298
Ireland	296
Latvia	215
Denmark	204
Lithuania	204
Finland	121
Estonia	60
Cyprus	49
Iceland	44
Malta	34
Luxembourg	15
Liechtenstein	2
<b>TOTAL</b>	<b>55 882</b>

**Number of residence permits of third country nationals valid at the end of June 2021 and June 2022; by purpose of residence**

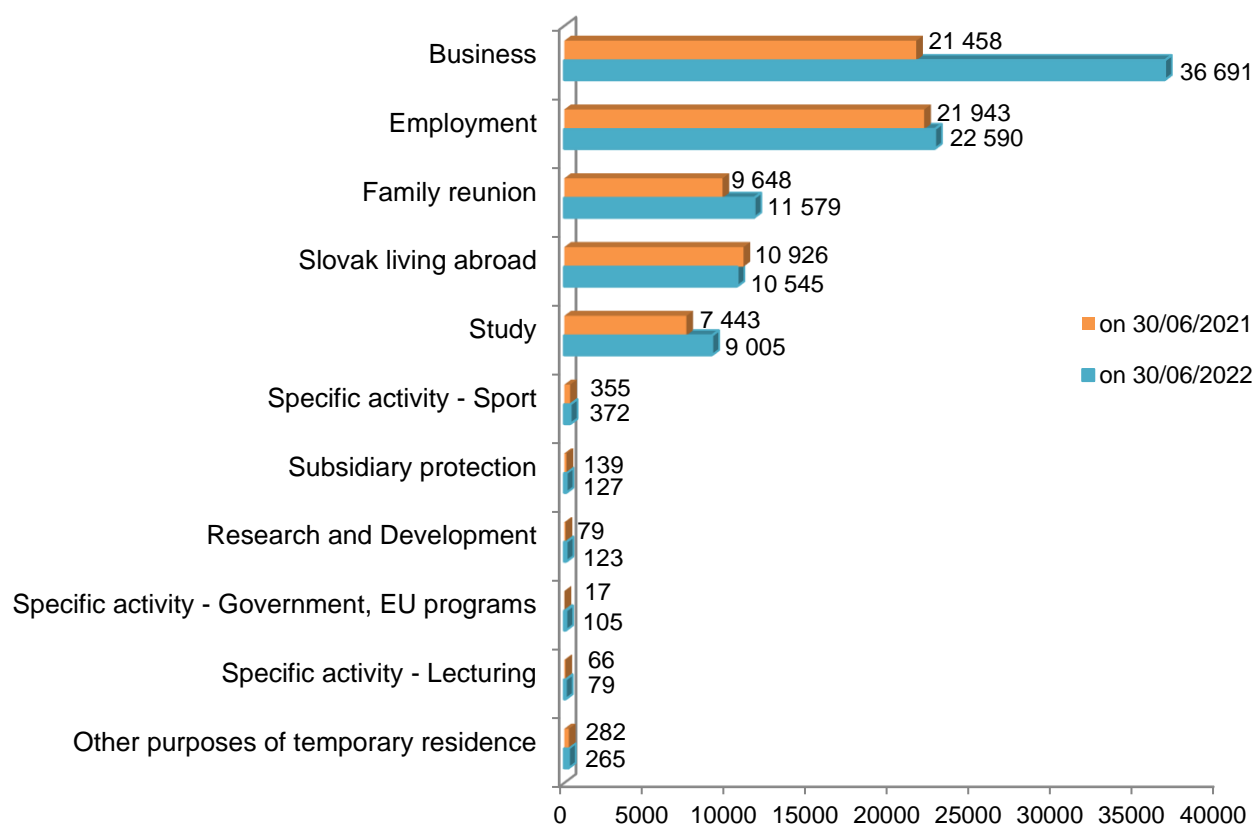
<b>Temporary residence</b>		
<b>Purpose of residence</b>	<b>on 30/06/2021</b>	<b>on 30/06/2022</b>
Business	21 458	36 691
Employment	21 943	22 590
Family reunion	9 648	11 579
Slovak nationals living abroad	10 926	10 545
Study	7 443	9 005
Specific activity - Sport	355	372
Subsidiary protection	139	127
Research and Development	79	123
Specific activity - from government programs or programs of the EU	17	105
Specific activity - Lecturing	66	79
Other purposes of temporary residence	282	265
<b>TOTAL</b>	<b>72 356</b>	<b>91 481</b>

<b>Permanent residence</b>		
<b>Purpose of residence</b>	<b>on 30/06/2021</b>	<b>on 30/06/2022</b>
Long term residence	10 629	14 030
Permanent residence (unlimited)	7 641	6 394
Permanent residence (for 5 years)	4 556	4 741
Family member of EU national	1 169	1 268
Family member of EU national - permanent	321	460
Refugee	287	318
<b>TOTAL</b>	<b>24 603</b>	<b>27 211</b>

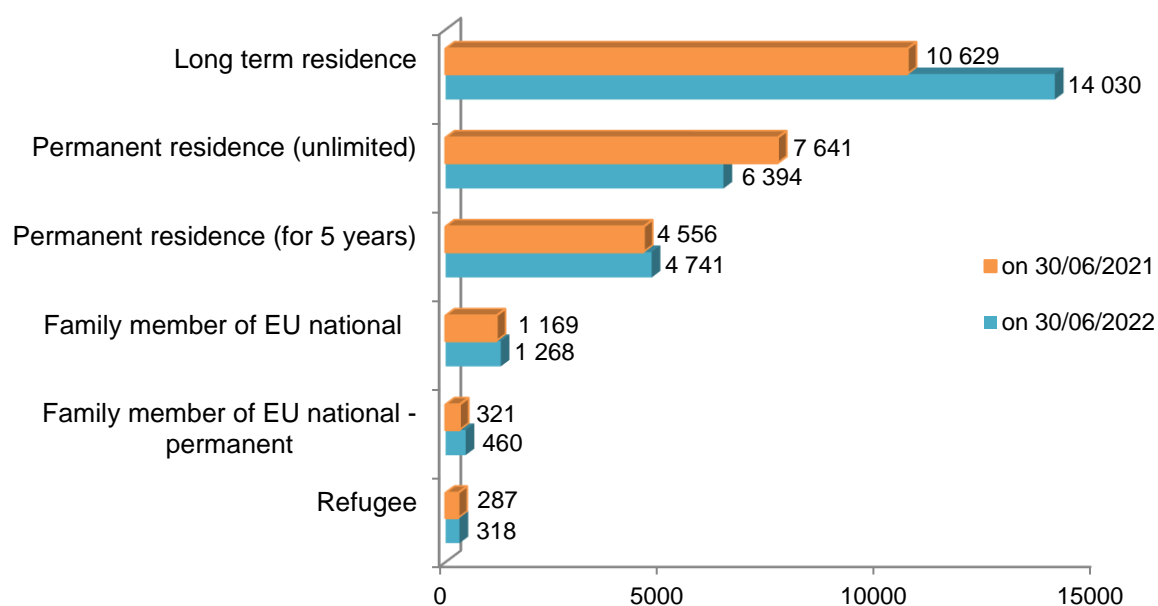
<b>Tolerated residence</b>		
<b>Purpose of residence</b>	<b>on 30/06/2021</b>	<b>on 30/06/2022</b>
Temporary refuge (protection)	-	80 422
Unaccompanied minor	53	41
Respect for Private and family life	8	9
<b>TOTAL</b>	<b>61</b>	<b>80 472</b>

**Number of residence permits of third country nationals valid at the end of June 2021 and June 2022; by purpose of residence**

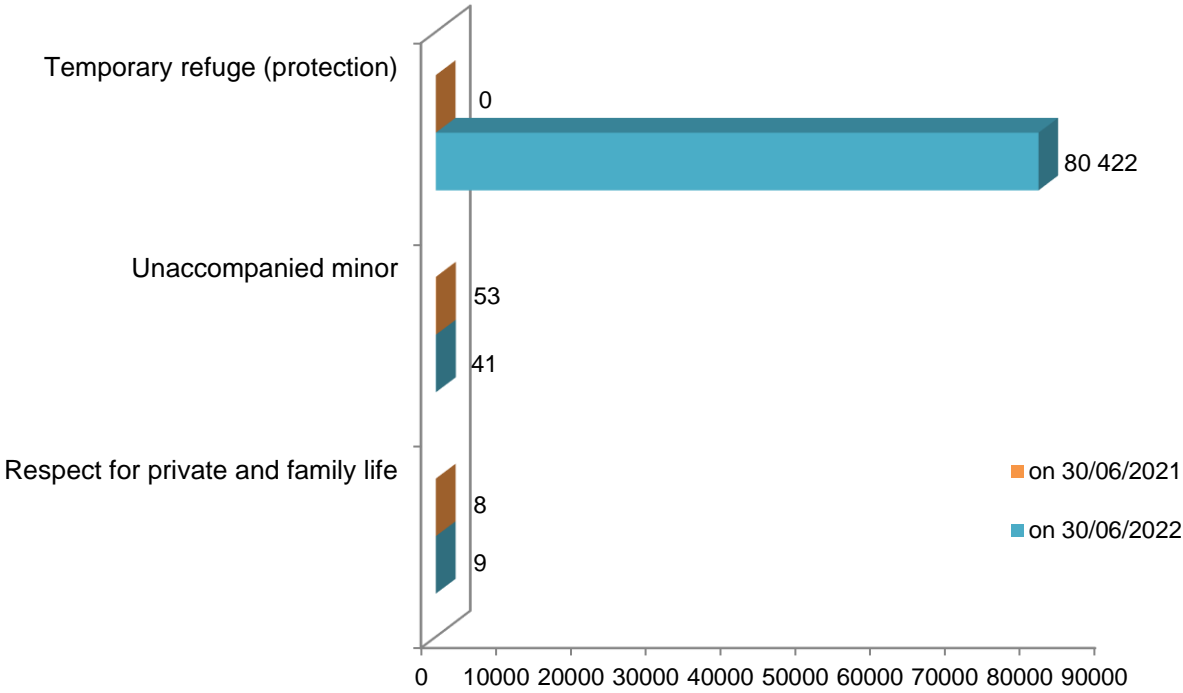
**Temporary residence - most frequent purposes of temporary residence of third country nationals on 30/06/2021 and on 30/06/2022**



**Permanent residence of third country nationals on 30/06/2021 and on 30/06/2022; by type**



**Tolerated residence of third country nationals  
on 30/06/2021 and on 30/06/2022; by type**





### Number of residence permits granted to foreigners in the 1<sup>st</sup> half of 2021 and 2022

Nationality	1 <sup>st</sup> half of 2021	1 <sup>st</sup> half of 2022
Third country nationals	20 587	109 069
EU nationals (registrations)	2 121	2 206
<b>TOTAL</b>	<b>22 708</b>	<b>111 275</b>

Note:

**Granted residence permit**- includes all granted and renewed residence permits as well as validity extensions of residence permits within the period from 1<sup>st</sup> of January to 30<sup>th</sup> of June of the respective year.

### Number of residence permits granted to third country nationals in the 1<sup>st</sup> half of 2021 and 2022; by type

Type of residence	1 <sup>st</sup> half of 2021	1 <sup>st</sup> half of 2022
Temporary residence	18 616	23 134
Permanent residence	1 912	1 806
Tolerated residence	59	84 129
<b>TOTAL</b>	<b>20 587</b>	<b>109 069</b>

### Number of residence permits granted to third country nationals in the 1<sup>st</sup> half of 2022 – TOP 20

Nationality	1 <sup>st</sup> half of 2022			
	Total number of permits	Thereof:		
		Temporary	Permanent	Tolerated
Ukraine	95 733	11 727	634	83 372
Serbia	3 647	3 542	104	1
Viet Nam	1 851	1 729	113	9
Russian Federation	1 430	975	220	235
Georgia	744	723	9	12
North Macedonia	657	622	35	-
India	433	407	16	10
Bosnia and Herzegovina	406	393	13	-
Belarus	301	248	17	36
Kazakhstan	297	271	16	10
Korea	276	248	28	-
Turkey	271	242	22	7
Kyrgyzstan	270	265	1	4
Albania	229	185	44	-
China	207	152	46	9
Republic of Moldova	204	179	11	14
Iran	187	147	37	3
Thailand	154	129	25	-
United States of America	131	79	32	20
Other nationalities	1 641	871	383	387
<b>TOTAL</b>	<b>109 069</b>	<b>23 134</b>	<b>1 806</b>	<b>84 129</b>

**Number of residence permits granted to third country national in the 1<sup>st</sup> half of 2021 – TOP 20**

Nationality	1 <sup>st</sup> half of 2021			
	Total number of permits	Thereof:		
		Temporary	Permanent	Tolerated
Ukraine	12 081	11 411	669	1
Serbia	2 402	2 324	78	-
Viet Nam	1 378	1 308	70	-
Russian Federation	994	801	193	-
North Macedonia	309	277	32	-
Georgia	305	300	5	-
United Kingdom of GB and NI	284	3	281	-
Korea	262	228	34	-
Bosnia and Herzegovina	247	239	8	-
Iran	193	150	43	-
Turkey	188	161	27	-
India	179	167	12	-
Belarus	153	139	14	-
Kyrgyzstan	142	140	2	-
Kazakhstan	138	122	16	-
China	138	100	38	-
United States of America	109	80	29	-
Thailand	85	73	12	-
Philippines	76	57	19	-
Afghanistan	68	12	6	50
Other nationalities	856	524	324	8
<b>TOTAL</b>	<b>20 587</b>	<b>18 616</b>	<b>1 912</b>	<b>59</b>

**Number of residence permits granted to third country nationals in the 1<sup>st</sup> half of 2021 and 2022; by purpose of residence – TOP10**

Purpose of residence	1 <sup>st</sup> half of 2021	1 <sup>st</sup> half of 2022
Temporary refuge (protection)	-	84 084
Business	8 527	10 295
Employment	6 274	7 602
Family reunion	2 648	3 386
Long term residence	858	935
Slovak nationals living abroad	601	766
Study	359	753
Permanent residence (for 5 years)	547	420
Family member of EU national	91	214
Permanent residence (unlimited)	190	154
Other purposes	492	460
<b>TOTAL</b>	<b>20 587</b>	<b>109 069</b>

## 1.3 Visas

Visa applications and visas issued by Embassies of the SR in the 1<sup>st</sup> half of 2022; by visa type and by the nationality of applicants – TOP 20

1 <sup>st</sup> half of 2022						
Nationality	TOTAL	Visa applications		TOTAL	Visas issued	
		C type visa	D type visa		C type visa	D type visa
Russian Federation	1 337	758	579	1 057	703	354
India	1 107	710	397	791	537	254
Turkey	1 011	794	217	859	718	141
Belarus	909	788	121	867	765	102
Uzbekistan	407	124	283	214	97	117
Kazakhstan	352	230	122	311	228	83
Kuwait	323	321	2	294	292	2
Viet Nam	314	35	279	259	30	229
Kyrgyzstan	250	6	244	166	5	161
Iran	240	180	60	118	81	37
Egypt	219	183	36	157	128	29
Azerbaijan	192	173	19	128	119	9
China	166	104	62	123	94	29
Armenia	134	98	36	98	77	21
Indonesia	124	87	37	112	87	25
Philippines	106	43	63	96	42	54
Kosovo	105	68	37	77	60	17
Thailand	104	40	64	82	38	44
Nepal	97	6	91	10	4	6
Pakistan	88	47	41	56	34	22
<b>TOP 20 TOTAL:</b>	<b>7 585</b>	<b>4 795</b>	<b>2 790</b>	<b>5 875</b>	<b>4 139</b>	<b>1 736</b>
Other nationalities	751	410	341	602	369	233
<b>TOTAL</b>	<b>8 336</b>	<b>5 205</b>	<b>3 131</b>	<b>6 477</b>	<b>4 508</b>	<b>1 969</b>

Data source: NVIS MFA (as of 01/07/2022)

**Visa applications and visas issued by Embassies of the SR in the 1<sup>st</sup> half of 2021; by visa type and by the nationality of applicants – TOP 20**

1 <sup>st</sup> half of 2021						
Nationality	TOTAL	Visa applications		TOTAL	Visas issued	
		C type visa	D type visa		C type visa	D type visa
Russian Federation	724	173	551	580	161	419
Viet Nam	403	2	401	393	2	391
Kyrgyzstan	248	248	-	222	222	-
Turkey	239	170	69	221	167	54
Belarus	219	114	105	193	113	80
Kazakhstan	192	23	169	183	23	160
China	124	86	38	68	62	6
Afghanistan	88	1	87	89	-	89
Iran	69	12	57	45	8	37
Uzbekistan	61	5	56	18	3	15
Azerbaijan	46	41	5	34	29	5
Egypt	41	11	30	31	10	21
India	35	5	30	20	5	15
Indonesia	35	5	30	20	5	15
Nigeria	28	14	14	21	9	12
Thailand	27	-	27	23	-	23
Kuwait	26	26	-	25	-	25
Ukraine	26	1	25	25	1	24
Pakistan	21	12	9	15	7	8
Philippines	19	5	14	18	5	13
Other nationalities	187	83	104	165	75	90
<b>TOTAL</b>	<b>2 858</b>	<b>1 037</b>	<b>1 821</b>	<b>2 409</b>	<b>907</b>	<b>1 502</b>

Data source: NVIS MFA SR

**Number of National visas issued by CVAD in the 1<sup>st</sup> half of 2021 and 2022**

Nationality	National visa applications		National visas issued	
	1 <sup>st</sup> half of 2021	1 <sup>st</sup> half of 2022	1 <sup>st</sup> half of 2021	1 <sup>st</sup> half of 2022
Afghanistan	31	-	31	-
Russian Federation	5	-	5	-
Ghana	2	1	2	1
Nigeria	2	2	2	2
United States of America	-	-	-	-
Thailand	-	-	-	-
United Kingdom of GB and NI	-	2	-	2
South Africa	-	3	-	3
Belarus	-	6	-	6
Australia	-	2	-	2
Côte d'Ivoire	-	1	-	1
Serbia	-	1	-	1
<b>TOTAL</b>	<b>40</b>	<b>18</b>	<b>40</b>	<b>18</b>

**Note:**

National visas are issued by the Central Visa Authority Department (CVAD) of FPD from May 1, 2017 according to the Act on Stay of Foreigners Art. 15 Par. 1(d).

**Number of National visas (D type) issued at the FPU PF for the period from 01.04.2022 to 30.06.2022**

FPU PF	Purpose for issuing/refusal of visa							
	TOTAL	Search for employment	Employment	Bus driver	HGV drivers (trucks)	Internationalization in higher edu.	Issued	Refused
Bratislava	94	-	7	-	86	1	94	-
Prešov	78	1	-		77	-	78	-
Dunajská Streda	26	2	-	-	24	-	26	-
Trenčín	23	-	-	-	23	-	23	-
Michalovce	15	-	-	-	15	-	15	-
Trnava	14	-	-	1	13	-	14	-
Nitra	5	-	-	-	5	-	5	-
Banská Bystrica	4	-	-	-	2	2	3	1
Nové Zámky	3	-	-	-	3	-	3	-
Žilina	3	-	-	-	3	-	3	-
TOTAL	265	3	7	1	251	3	264	1

Note:

National visas are issued (when in interest of the SR) by the FPU PF from April 1, 2022 according to the Regulation of the Government of the Slovak Republic no. 520/2021 Coll., no. 521/2021 Coll. and according to the Resolution of the Government of the Slovak Republic no. 731/2021

**Security checks related to visa applications requested by the MFA in the 1<sup>st</sup> half of 2021 and 2022**

Month	1 <sup>st</sup> half of 2021				1 <sup>st</sup> half of 2022			
	TOTAL	CVAD opinion			TOTAL	CVAD opinion		
		approving	disapproving	binding		approving	disapproving	binding
January	307	275	32	-	829	684	145	-
February	347	302	44	1	1 275	951	324	-
March	487	430	57	-	1 279	1 013	266	-
April	590	534	56	-	1 172	1 004	168	-
May	525	474	51	-	1 700	1 481	219	-
June	635	584	51	-	2 584	2 352	232	-
<b>TOTAL</b>	<b>2 891</b>	<b>2 599</b>	<b>291</b>	<b>1</b>	<b>8 839</b>	<b>7 485</b>	<b>1 354</b>	<b>-</b>

**Security checks related to visa applications requested by embassies of another MS in the 1<sup>st</sup> half of 2021 and 2022**

Month	1 <sup>st</sup> half of 2021			1 <sup>st</sup> half of 2022		
	TOTAL	CVAD opinion		TOTAL	CVAD opinion	
		approving	disapproving		approving	disapproving
January	7 846	7 838	8	80 246	80 227	19
February	7 939	7 930	9	111 403	111 370	33
March	10 098	10 090	8	142 932	142 897	35
April	11 154	11 143	11	139 696	139 660	36
May	15 830	15 820	10	172 682	172 640	42
June	42 523	42 512	11	208 802	208 775	27
<b>TOTAL</b>	<b>95 390</b>	<b>95 333</b>	<b>57</b>	<b>855 761</b>	<b>855 569</b>	<b>192</b>

**Disapproving opinion of CVAD to the application based on the hit in SIS due to the refusal of entry in the 1<sup>st</sup> half of 2022; by nationality of visa applicants**

Nationality	TOTAL	Visa applications		Invitations	
		MFA	VIS	Private	Official
Morocco	41	-	41	-	-
Algeria	34	-	34	-	-
Tunisia	25	-	25	-	-
Egypt	20	4	16	-	-
Nigeria	16	-	16	-	-
Iraq	14	-	14	-	-
Azerbaijan	9	4	5	-	-
Bangladesh	9	-	9	-	-
Uzbekistan	8	-	8	-	-
Other nationalities	32	11	21	-	-
<b>TOTAL</b>	<b>208</b>	<b>19</b>	<b>189</b>	<b>-</b>	<b>-</b>

Note:

MFA – requests sent by embassies and consulates general of the SR

VIS – requests sent by other EU Member States

**Number of performed security checks of invitations requested by FPU PF in the 1<sup>st</sup> half of 2021 and 2022**

Invitations		1 <sup>st</sup> half of 2021	1 <sup>st</sup> half of 2022
Official		33	83
Private		27	286
<b>TOTAL number of performed security checks</b>		<b>60</b>	<b>369</b>
Thereof:	Total number of verified invitations	45	347
	Total number of unverified invitations	15	22

**Number of security checks of invitations requested by FPU PF in the 1<sup>st</sup> half of 2022 - TOP 10**

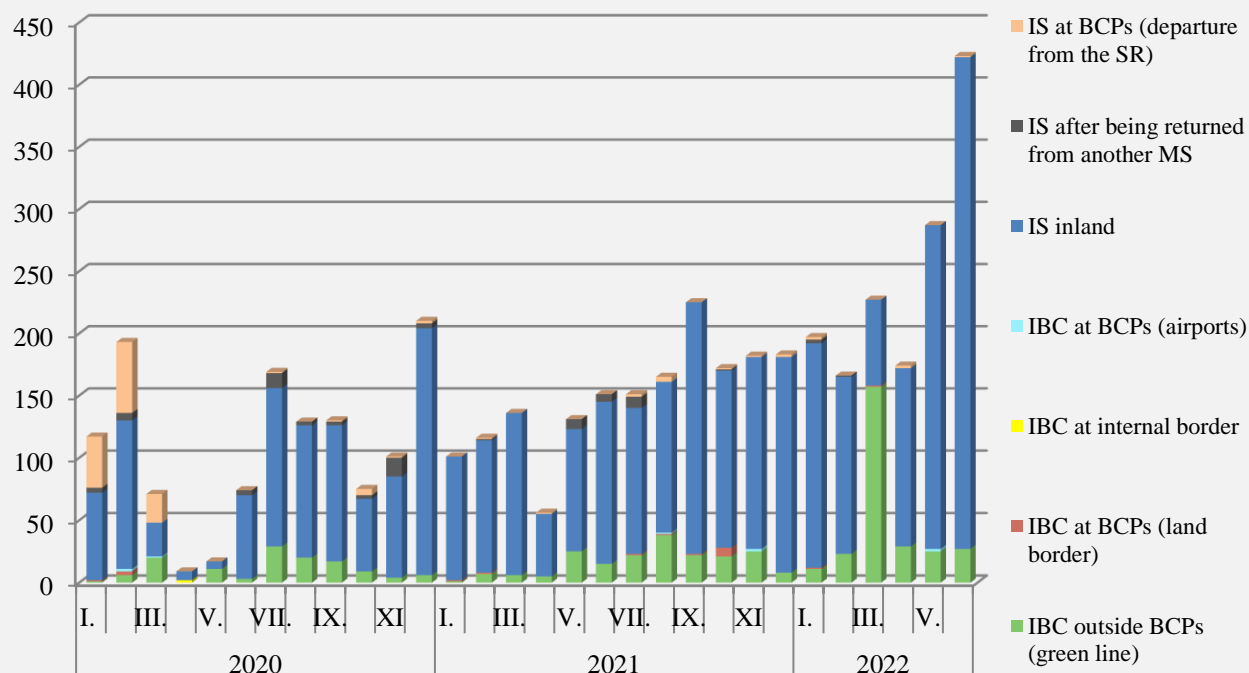
Nationality	TOTAL	Invitations	
		Official	Private
Iran	66	8	58
India	41	32	9
Viet Nam	40	6	34
Russian Federation	30	10	20
Egypt	15	-	15
Syrian Arab Republic	14	5	9
Thailand	14	-	14
Philippines	13	1	12
China	11	7	4
Turkey	11	1	10
Other nationalities	114	13	101
<b>TOTAL</b>	<b>369</b>	<b>83</b>	<b>286</b>

## 2 ILLEGAL MIGRATION

### Overview of illegal migration on the territory of the SR in the 1<sup>st</sup> half of 2021 and 2022

		1 <sup>st</sup> half of 2021			1 <sup>st</sup> half of 2022		
		TOTAL	Thereof:		TOTAL	Thereof:	
			to SR	from SR		to SR	from SR
IBC	External land border between BCPs	59	54	5	272	269	3
	External land border at BCPs	2	2	-	2	2	0
	External air border (at airports)	0	-	-	2	0	2
	TOTAL	61	56	5	276	271	5
IS	Inland	613	---	---	1 189	---	---
	At BCPs - departure from the SR	2			5		
	Returned from another Member State	15			4		
	TOTAL	630			1 198		
TOTAL		691			1 474		

### Monthly development of individual illegal migration indicators on the territory of the SR from January 2020 to June 2022



**Overview of illegal migration on the territory of the SR in the 1<sup>st</sup> half of 2022; by detection and processing by individual DBFPs and other authorities**

	DETECTED			PROCESSED		
	TOTAL	IBC	IS	TOTAL	IBC	IS
DBFP Bratislava	51	2	49	1 021	2	1 019
DBFP B. Bystrica	20	-	20	139	-	139
DBFP Prešov	20	-	20	35	-	35
DBFP Sobrance	279	274	5	279	274	5
Other authorities*	1 104	-	1 104	-	-	-
<b>TOTAL</b>	<b>1 474</b>	<b>276</b>	<b>1 198</b>	<b>1 474</b>	<b>276</b>	<b>1 198</b>

**Overview of illegal migration on the territory of the SR in the 1<sup>st</sup> half of 2021; by detection and processing by individual DBFPs and other authorities**

	DETECTED			PROCESSED		
	TOTAL	IBC	IS	TOTAL	IBC	IS
DBFP Bratislava	136	-	136	359	-	359
DBFP B. Bystrica	12	-	12	121	-	121
DBFP Prešov	14	-	14	139	-	139
DBFP Sobrance	69	56	13	72	61	11
Other authorities*	460	5	455	0	-	-
<b>TOTAL</b>	<b>691</b>	<b>61</b>	<b>630</b>	<b>691</b>	<b>61</b>	<b>630</b>

\* e.g. Customs Criminal Office, Patrol Police, Railway Police, authority of another country

Note:

"Authority of detection" means the unit that carried out the initial check of a foreigner on the territory of the SR, and detected a violation of the law and handed the case over to the competent unit of BBFP for further processing or the violation of the law was detected by another foreign authority.



### Illegal migration on the territory of the SR in the 1<sup>st</sup> half of 2022; by nationality

Nationality	Illegal migration in total	IBC			IS		
		Land border:		Airports	Inland	At BCPs on exit	Returned from another MS
		Between BCPs	At BCPs				
Syrian Arab Republic	369	4	-	-	364	-	1
Ukraine	299	245	2	-	52	-	-
Tunisia	292	-	-	-	292	-	-
Morocco	181	-	-	-	180	1	-
Afghanistan	105	4	-	-	101	-	-
Turkey	29	6	-	-	23	-	-
Algeria	20	-	-	-	20	-	-
Bangladesh	20	-	-	-	20	-	-
India	20	-	-	-	20	-	-
Pakistan	18	-	-	-	18	-	-
Serbia	14	-	-	-	14	-	-
Yemen	12	-	-	-	12	-	-
Iraq	9	1	-	-	8	-	-
Egypt	8	1	-	-	7	-	-
Georgia	7	-	-	2	2	-	3
Libya	7	-	-	-	7	-	-
Viet Nam	7	-	-	-	7	-	-
Uzbekistan	6	1	-	-	5	-	-
Palestine	5	-	-	-	5	-	-
Republic of Moldova	4	2	-	-	2	-	-
Belarus	3	-	-	-	3	-	-
Bosnia and Herzegovina	3	-	-	-	3	-	-
Russian Federation	3	3	-	-	-	-	-
Somalia	3	-	-	-	1	2	-
Sudan	3	-	-	-	3	-	-
Gambia	2	-	-	-	2	-	-
Guinea	2	-	-	-	2	-	-
Haiti	2	-	-	-	2	-	-
Cameroon	2	-	-	-	2	-	-
Albania	1	-	-	-	1	-	-
Czechia	1	-	-	-	1	-	-
Eritrea	1	-	-	-	1	-	-
Guinea-Bissau	1	-	-	-	1	-	-
Iran	1	-	-	-	1	-	-
Jordan	1	-	-	-	1	-	-
Democratic Republic of the Congo	1	-	-	-	1	-	-
Kosovo	1	-	-	-	-	1	-
Hungary	1	-	-	-	1	-	-
Mali	1	-	-	-	-	1	-
Mongolia	1	1	-	-	-	-	-
Germany	1	1	-	-	-	-	-



Continued on the next page



Continued from the previous page ( 1<sup>st</sup> half of 2022)

Nationality	Illegal migration in total	IBC			IS		
		Land border:		Airports	Inland	At BCPs on exit	Returned from other MS
		Between BCPs	At BCPs				
Stateless person	1	1	-	-	-	-	-
Nigeria	1	-	-	-	1	-	-
Poland	1	1	-	-	-	-	-
Romania	1	-	-	-	1	-	-
Senegal	1	-	-	-	1	-	-
North Macedonia	1	-	-	-	1	-	-
United States of America	1	1	-	-	-	-	-
<b>TOTAL</b>	<b>1474</b>	<b>272</b>	<b>2</b>	<b>2</b>	<b>1189</b>	<b>5</b>	<b>4</b>

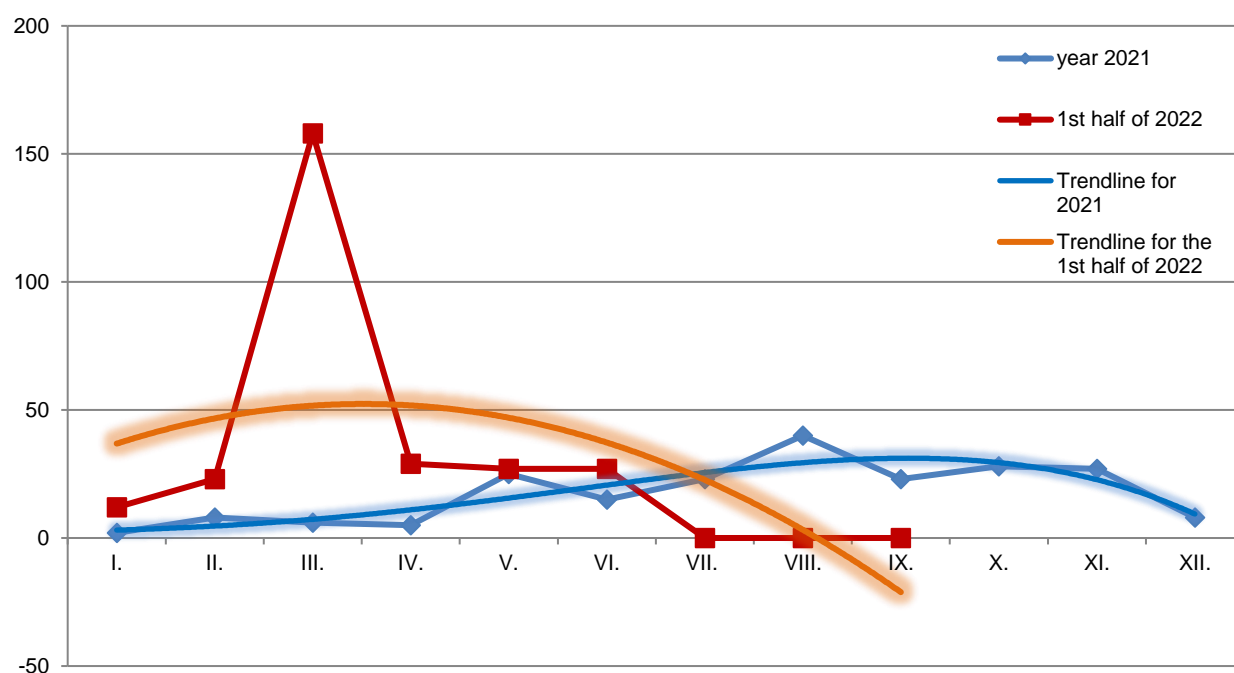
### Illegal migration on the territory of the SR in the 1<sup>st</sup> half of 2021; by nationality

Nationality	Illegal migration in total	IBC			IS		
		Land border:		Airports	Inland	At BCPs on exit	Returned from another MS
		Between BCPs	At BCPs				
Afghanistan	263	-	-	-	263	-	-
Morocco	94	1	-	-	93	-	-
Ukraine	92	6	1	-	83	2	-
Syrian Arab Republic	29	6	-	-	23	-	-
Pakistan	28	-	-	-	25	-	3
Serbia	23	-	-	-	23	-	-
India	21	4	-	-	6	-	11
Algeria	20	1	-	-	19	-	-
Turkey	17	7	-	-	10	-	-
Bangladesh	12	7	-	-	5	-	-
Georgia	12	3	-	-	9	-	-
Libya	11	4	-	-	7	-	-
Sri Lanka	9	-	-	-	9	-	-
Bosnia and Herzegovina	8	-	-	-	8	-	-
Iraq	7	5	-	-	2	-	-
Cameroon	7	-	-	-	7	-	-
Dominican Republic	6	6	-	-	-	-	-
Czechia	4	2	-	-	2	-	-
Ghana	3	-	-	-	3	-	-
Tunisia	3	-	-	-	3	-	-
Comoros	2	-	-	-	2	-	-
Nepal	2	2	-	-	-	-	-
Albania	1	-	-	-	1	-	-
Azerbaijan	1	1	-	-	-	-	-
Belarus	1	1	-	-	-	-	-
Montenegro	1	-	-	-	1	-	-
Chile	1	-	-	-	1	-	-
China	1	-	-	-	1	-	-
Egypt	1	-	-	-	1	-	-
Eritrea	1	1	-	-	-	-	-
Iran	1	-	-	-	1	-	-
Germany	1	1	-	-	-	-	-
Palestine	1	-	-	-	-	-	1
Poland	1	1	-	-	-	-	-
Romania	1	-	-	-	1	-	-
Russian Federation	1	-	1	-	-	-	-
North Macedonia	1	-	-	-	1	-	-
Togo	1	-	-	-	1	-	-
Viet Nam	1	-	-	-	1	-	-
Western Sahara	1	-	-	-	1	-	-
<b>TOTAL</b>	<b>691</b>	<b>59</b>	<b>2</b>	<b>0</b>	<b>613</b>	<b>2</b>	<b>15</b>

## 2.1 Illegal Crossing of the State Border of the Slovak Republic

### Overview of IBCs by individual months of 2021 and 2022

	TOTAL	I.	II.	III.	IV.	V.	VI.	VII.	VIII.	IX.	X.	XI.	XII.
<b>2021</b>	<b>210</b>	2	8	6	5	25	15	23	40	23	28	27	8
<b>1<sup>st</sup> half of 2022</b>	<b>276</b>	12	23	158	29	27	27	-	-	-	-	-	-



**IBCs in the 1<sup>st</sup> half of 2022; by place and direction of crossing**

Nationality	IBC			Thereof:					
				Land border between BCPs		Land border at BCPs		Airports (non-Schengen flights)	
	TOTAL	Thereof:		to SR	from SR	to SR	from SR	to SR	from SR
Ukraine	247	247	-	245	-	2	-	-	-
Turkey	6	6	-	6	-	-	-	-	-
Afghanistan	4	4	-	4	-	-	-	-	-
Syrian Arab Republic	4	4	-	4	-	-	-	-	-
Russian Federation	3	1	2	1	2	-	-	-	-
Georgia	2	-	2	-	-	-	-	-	2
Republic of Moldova	2	2	-	2	-	-	-	-	-
Stateless person	1	1	-	1	-	-	-	-	-
Egypt	1	1	-	1	-	-	-	-	-
Iraq	1	1	-	1	-	-	-	-	-
Mongolia	1	1	-	1	-	-	-	-	-
Germany	1	-	1	-	1	-	-	-	-
Poland	1	1	-	1	-	-	-	-	-
United States of America	1	1	-	1	-	-	-	-	-
Uzbekistan	1	1	-	1	-	-	-	-	-
<b>TOTAL</b>	<b>276</b>	<b>271</b>	<b>5</b>	<b>269</b>	<b>3</b>	<b>2</b>	<b>0</b>	<b>0</b>	<b>2</b>

**IBCs in the 1<sup>st</sup> half of 2021; by place and direction of crossing**

Nationality	IBC			Thereof:					
				Land border between BCPs		Land border at BCPs		Airports (non-Schengen flights)	
	TOTAL	Thereof:		to SR	from SR	to SR	from SR	to SR	from SR
Bangladesh	7	7	-	7	-	-	-	-	-
Turkey	7	7	-	7	-	-	-	-	-
Ukraine	7	7	-	6	-	1	-	-	-
Dominican Republic	6	6	-	6	-	-	-	-	-
Syrian Arab Republic	6	6	-	6	-	-	-	-	-
Iraq	5	5	-	5	-	-	-	-	-
India	4	4	-	4	-	-	-	-	-
Libya	4	4	-	4	-	-	-	-	-
Georgia	3	3	-	3	-	-	-	-	-
Czechia	2	-	2	-	2	-	-	-	-
Nepal	2	2	-	2	-	-	-	-	-
Algeria	1	1	-	1	-	-	-	-	-
Azerbaijan	1	-	1	-	1	-	-	-	-
Belarus	1	1	-	1	-	-	-	-	-
Eritrea	1	1	-	1	-	-	-	-	-
Morocco	1	1	-	1	-	-	-	-	-
Germany	1	-	1	-	1	-	-	-	-
Poland	1	-	1	-	1	-	-	-	-
Russian Federation	1	1	-	-	-	1	-	-	-
<b>TOTAL</b>	<b>61</b>	<b>56</b>	<b>5</b>	<b>54</b>	<b>5</b>	<b>2</b>	<b>0</b>	<b>0</b>	<b>0</b>

**IBCs in the 1<sup>st</sup> half of 2021 and 2022; by place and modus operandi of crossing**

Number of migrants			1 <sup>st</sup> half of 2021	1 <sup>st</sup> half of 2022
LAND BORDER	Between BCPs	on foot without own travel document	40	70
		on foot with own travel document	19	199
		on boat with own travel document	-	3
		unauthorized entry by air into the territory of the SR without a travel document	-	-
		on bicycle without travel document	-	-
		Total	59	272
	At BCPs	counterfeit/forged travel document	-	-
		counterfeit/forged visa, residence permit	1	-
		avoiding border check	-	-
		Violent crossing (at BCP)	-	1
		person on whom an alert has been issued in a national registry for the purpose of refusing entry	1	1
		Total	2	2
AIRPORTS	travel document of other person or fraudulently obtained travel document	-	-	
	counterfeit/forged travel document	-	2	
	counterfeit/forged visa, residence permit	-	-	
	asylum seeker at the BCPs entering the territory of the SR with own genuine travel document	-	-	
	avoiding border check	-	-	
	Total	0	2	
TOTAL			61	276

**IBCs at the land border between BCPs in the 1<sup>st</sup> half of 2022; by processing authority**

Nationality	TOTAL	BCU PF								
		Zboj	Ulič	Ubľa	Podhorod'	Petrovce	Vyšné Nemecké	Maťovské Vojkovce	Veľké Slemence	Čierna nad Tisou
Ukraine	245	35	40	38	54	24	15	12	21	6
Turkey	6	-	4	-	-	-	2	-	-	-
Afghanistan	4	-	-	-	-	-	4	-	-	-
Syrian Arab Republic	4	-	1	-	-	-	1	2	-	-
Russian Federation	3	-	-	-	-	-	3	-	-	-
Republic of Moldova	2	-	-	-	-	2	-	-	-	-
Stateless person	1	-	1	-	-	-	-	-	-	-
Egypt	1	-	-	-	-	-	1	-	-	-
Iraq	1	-	1	-	-	-	-	-	-	-
Mongolia	1	-	-	-	-	-	-	-	1	-
Germany	1	-	-	-	-	-	1	-	-	-
Poland	1	-	-	1	-	-	-	-	-	-
United States of America	1	-	1	-	-	-	-	-	-	-
Uzbekistan	1	1	-	-	-	-	-	-	-	-
<b>TOTAL</b>	<b>272</b>	<b>36</b>	<b>48</b>	<b>39</b>	<b>54</b>	<b>26</b>	<b>27</b>	<b>14</b>	<b>22</b>	<b>6</b>

**IBCs at the land border between BCPs in the 1<sup>st</sup> half of 2021; by processing authority**

Nationality	TOTAL	BCU PF								
		Zboj	Ulič	Ubľa	Podhorod'	Petrovce	Vyšné Nemecké	Maťovské Vojkovce	Veľké Slemence	Čierna nad Tisou
Bangladesh	7	-	-	7	-	-	-	-	-	-
Turkey	7	-	2	-	3	-	2	-	-	-
Dominican Republic	6	-	-	-	-	-	2	4	-	-
Syrian Arab Republic	6	3	2	-	-	-	1	-	-	-
Ukraine	6	-	-	2	-	-	2	1	1	-
Iraq	5	5	-	-	-	-	-	-	-	-
India	4	-	-	4	-	-	-	-	-	-
Libya	4	-	-	-	-	4	-	-	-	-
Georgia	3	-	-	3	-	-	-	-	-	-
Czechia	2	-	-	-	-	2	-	-	-	-
Nepal	2	-	-	-	-	-	2	-	-	-
Algeria	1	-	-	-	-	-	1	-	-	-
Azerbaijan	1	-	-	-	-	-	1	-	-	-
Belarus	1	-	-	1	-	-	-	-	-	-
Eritrea	1	-	-	1	-	-	-	-	-	-
Morocco	1	-	-	-	-	-	1	-	-	-
Germany	1	-	-	1	-	-	-	-	-	-
Poland	1	-	-	-	-	-	-	-	-	1
<b>TOTAL</b>	<b>59</b>	<b>8</b>	<b>4</b>	<b>19</b>	<b>3</b>	<b>6</b>	<b>12</b>	<b>5</b>	<b>1</b>	<b>1</b>

**IBCs at BCPs in 1<sup>st</sup> half of 2022; by individual BCU PF**

Nationality	TOTAL	BCU PF									
		NUCIM	Ubl'a	Vyšné Nemecké	Maťovské Vojkovce	Veľké Slemence	Čierna nad Tisou	Bratislava airport	Poprad airport	Košice airport	small airports
Georgia	2	-	-	-	-	-	-	2	-	-	-
Ukraine	2	-	2	-	-	-	-	-	-	-	-
<b>TOTAL</b>	<b>4</b>	<b>0</b>	<b>2</b>	<b>0</b>	<b>0</b>	<b>0</b>	<b>0</b>	<b>2</b>	<b>0</b>	<b>0</b>	<b>0</b>

**IBCs at BCPs in 1<sup>st</sup> half of 2021; by individual BCU PF**

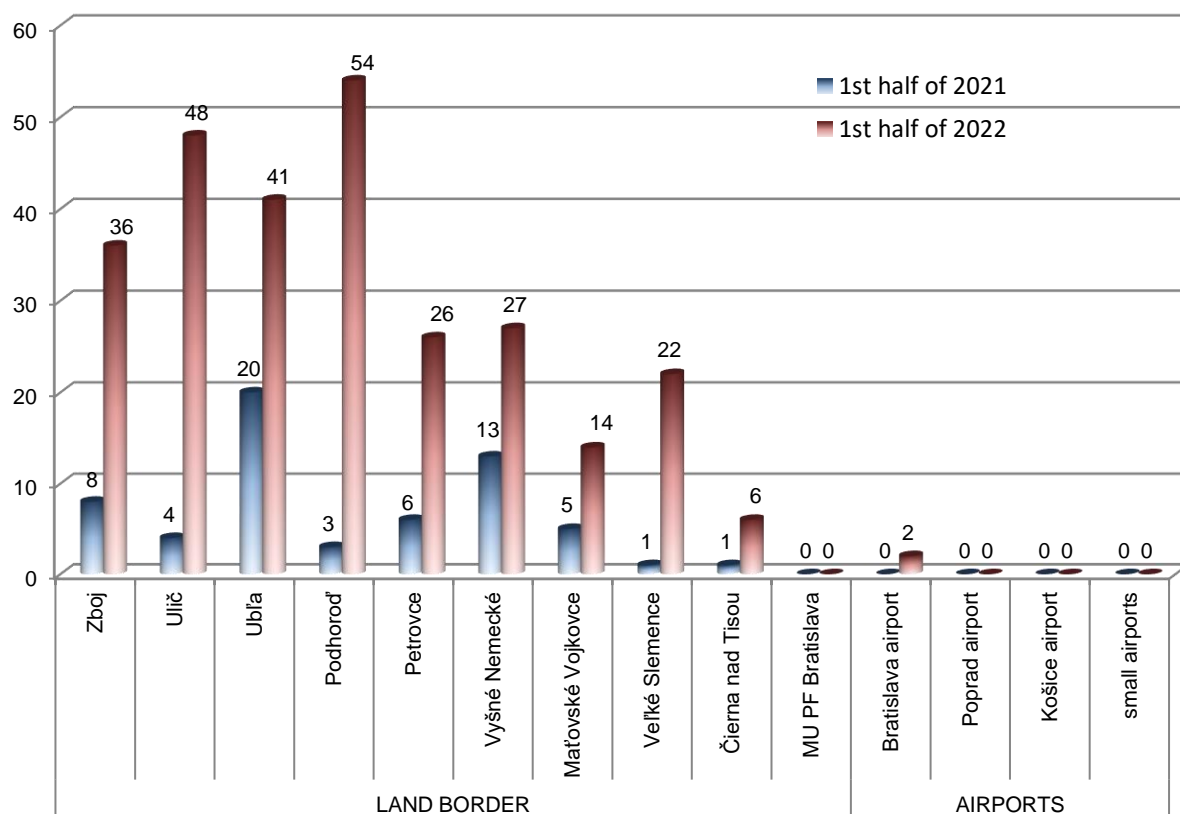
Nationality	TOTAL	NUCIM	BCU PF								
			Ubl'a	Vyšné Nemecké	Maťovské Vojkovce	Veľké Slemence	Čierna nad Tisou	Bratislava airport	Poprad airport	Košice airport	small airports
Russian Federation	1	-	-	1	-	-	-	-	-	-	-
Ukraine	1	-	1	-	-	-	-	-	-	-	-
<b>TOTAL</b>	<b>2</b>	<b>0</b>	<b>1</b>	<b>1</b>	<b>0</b>	<b>0</b>	<b>0</b>	<b>0</b>	<b>0</b>	<b>0</b>	<b>0</b>



**Overview of IBCs in the 1<sup>st</sup> half of 2021 and 2022; by processing of cases by individual unit**

Units	1 <sup>st</sup> half of 2021	1 <sup>st</sup> half of 2022
BCU PF Zboj	8	36
BCU PF Ulič	4	48
BCU PF Ubľa	20	41
BCU PF Podhorod'	3	54
BCU PF Petrovce	6	26
BCU PF Vyšné Nemecké	13	27
BCU PF Maťovské Vojkovce	5	14
BCU PF Veľké Slemence	1	22
BCU PF Čierna nad Tisou	1	6
BCU PF Bratislava Ružinov – airport	-	2
BCU PF Poprad – airport	-	-
BCU PF Košice – airport	-	-
small airports	-	-
<b>TOTAL</b>	<b>61</b>	<b>276</b>

**Overview of IBCs in the 1<sup>st</sup> half of 2021 and 2022  
by processing of cases by an individual unit**



**IBCs in the 1<sup>st</sup> half of 2022; by nationality, sex and age**

Nationality	IBC TOTAL	TOTAL	MALE				TOTAL	FEMALE			
			0-13	14-17	18-34	35+		0-13	14-17	18-34	35+
Ukraine	247	245	-	-	151	94	2	-	-	1	1
Turkey	6	5	-	-	2	3	1	-	-	-	1
Afghanistan	4	4	-	-	4	-	-	-	-	-	-
Syrian Arab Republic	4	4	-	-	2	2	-	-	-	-	-
Russian Federation	3	1	-	-	1	-	2	-	-	2	-
Georgia	2	2	-	-	-	2	-	-	-	-	-
Republic of Moldova	2	2	-	-	2	-	-	-	-	-	-
Stateless person	1	1	1	-	-	-	-	-	-	-	-
Egypt	1	1	-	-	1	-	-	-	-	-	-
Iraq	1	1	-	-	-	1	-	-	-	-	-
Mongolia	1	1	-	-	-	1	-	-	-	-	-
Germany	1	1	-	-	-	1	-	-	-	-	-
Poland	1	1	-	-	-	1	-	-	-	-	-
United States of America	1	-	-	-	-	-	1	-	-	1	-
Uzbekistan	1	1	-	-	1	-	-	-	-	-	-
<b>TOTAL</b>	<b>276</b>	<b>270</b>	<b>1</b>	<b>0</b>	<b>164</b>	<b>105</b>	<b>6</b>	<b>0</b>	<b>0</b>	<b>4</b>	<b>2</b>

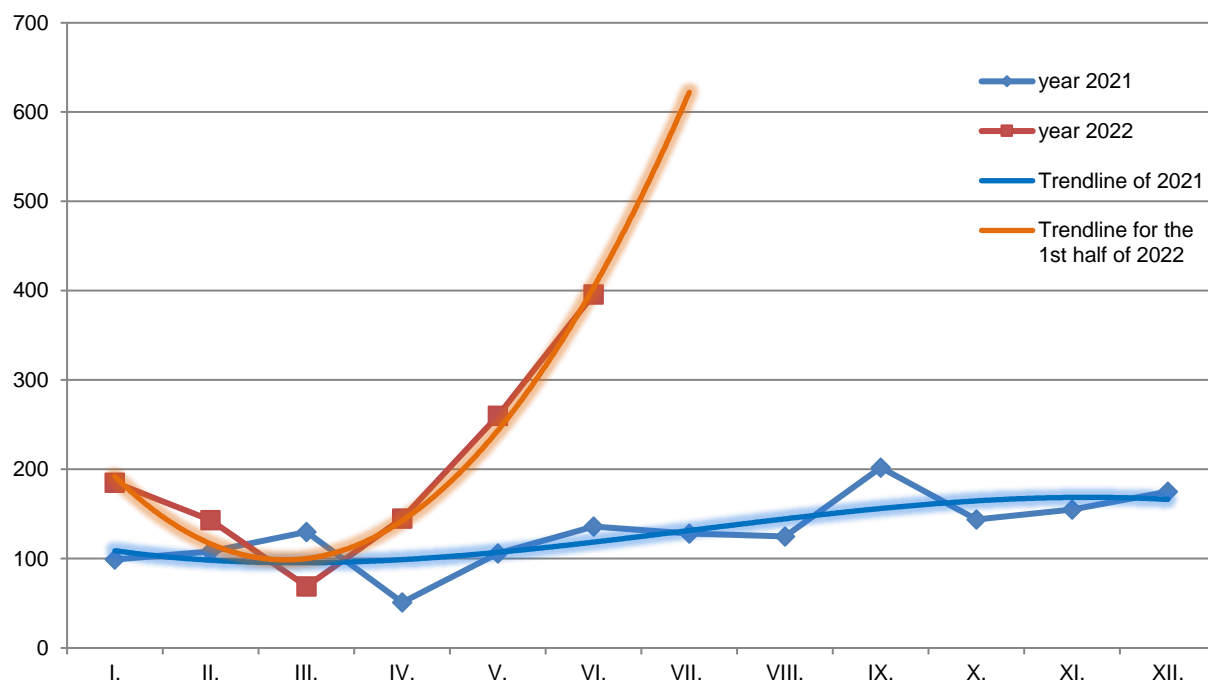
**IBCs in the 1<sup>st</sup> half of 2021; by nationality, sex and age**

Nationality	IBC TOTAL	TOTAL	MALE				TOTAL	FEMALE			
			0-13	14-17	18-34	35+		0-13	14-17	18-34	35+
Bangladesh	7	7	-	-	7	-	-	-	-	-	-
Turkey	7	7	-	-	6	1	-	-	-	-	-
Ukraine	7	7	-	-	3	4	-	-	-	-	-
Dominican Republic	6	4	-	-	1	3	2	-	-	1	1
Syrian Arab Republic	6	6	-	-	4	2	-	-	-	-	-
Iraq	5	5	-	-	5	-	-	-	-	-	-
India	4	4	-	-	4	-	-	-	-	-	-
Libya	4	4	-	-	4	-	-	-	-	-	-
Georgia	3	3	-	-	2	1	-	-	-	-	-
Czechia	2	2	-	-	1	1	-	-	-	-	-
Nepal	2	2	-	-	2	-	-	-	-	-	-
Algeria	1	1	-	1	-	-	-	-	-	-	-
Azerbaijan	1	1	-	-	1	-	-	-	-	-	-
Belarus	1	1	-	-	1	-	-	-	-	-	-
Eritrea	1	-	-	-	-	-	1	-	-	1	-
Morocco	1	1	-	-	1	-	-	-	-	-	-
Germany	1	1	-	-	-	1	-	-	-	-	-
Poland	1	1	-	-	-	1	-	-	-	-	-
Russian Federation	1	1	-	-	1	-	-	-	-	-	-
<b>TOTAL</b>	<b>61</b>	<b>58</b>	<b>0</b>	<b>1</b>	<b>43</b>	<b>14</b>	<b>3</b>	<b>0</b>	<b>0</b>	<b>2</b>	<b>1</b>

## 2.2 Illegal stay on the territory of the Slovak Republic

### Overview of IS by individual months of 2021 and 2022

	TOTAL	I.	II.	III.	IV.	V.	VI.	VII.	VIII.	IX.	X.	XI.	XII.
<b>2021</b>	<b>1 559</b>	99	108	130	51	106	136	128	125	202	144	155	175
<b>1<sup>st</sup> half of 2022</b>	<b>1 198</b>	185	143	69	145	260	396	-	-	-	-	-	-



**IS in the 1<sup>st</sup> half of 2022; by nationality, place of detection and previous entry into the SR**

Nationality	IS TOTAL	Inland			At BCPs on exit		Returned from another MS
		Legal entry	Illegal entry	Unknown entry	at land border	at airports	
Syrian Arab Republic	365	-	363	1	-	-	1
Tunisia	292	1	291	-	-	-	-
Morocco	181	-	180	-	1	-	-
Afghanistan	101	1	100	-	-	-	-
Ukraine	52	41	11	-	-	-	-
Turkey	23	4	19	-	-	-	-
Algeria	20	-	20	-	-	-	-
Bangladesh	20	-	20	-	-	-	-
India	20	-	20	-	-	-	-
Pakistan	18	-	18	-	-	-	-
Serbia	14	9	4	1	-	-	-
Yemen	12	-	12	-	-	-	-
Iraq	8	1	7	-	-	-	-
Egypt	7	-	7	-	-	-	-
Libya	7	-	7	-	-	-	-
Viet Nam	7	1	6	-	-	-	-
Georgia	5	2	-	-	-	-	3
Palestine	5	-	5	-	-	-	-
Uzbekistan	5	4	1	-	-	-	-
Belarus	3	3	-	-	-	-	-
Bosnia and Herzegovina	3	2	1	-	-	-	-
Somalia	3	-	1	-	-	2	-
Sudan	3	-	3	-	-	-	-
Gambia	2	1	1	-	-	-	-
Guinea	2	-	2	-	-	-	-
Haiti	2	-	2	-	-	-	-
Cameroon	2	-	2	-	-	-	-
Republic of Moldova	2	-	2	-	-	-	-
Albania	1	-	1	-	-	-	-
Czechia	1	-	1	-	-	-	-
Eritrea	1	-	1	-	-	-	-
Guinea-Bissau	1	-	1	-	-	-	-
Iran	1	-	1	-	-	-	-
Jordan	1	-	1	-	-	-	-
Democratic Republic of the Congo	1	-	1	-	-	-	-
Kosovo	1	-	-	-	1	-	-
Hungary	1	1	-	-	-	-	-
Mali	1	-	-	-	1	-	-
Nigeria	1	1	-	-	-	-	-
Romania	1	1	-	-	-	-	-
Senegal	1	-	1	-	-	-	-
North Macedonia	1	1	-	-	-	-	-
<b>TOTAL</b>	<b>1 198</b>	<b>74</b>	<b>1 113</b>	<b>2</b>	<b>3</b>	<b>2</b>	<b>4</b>

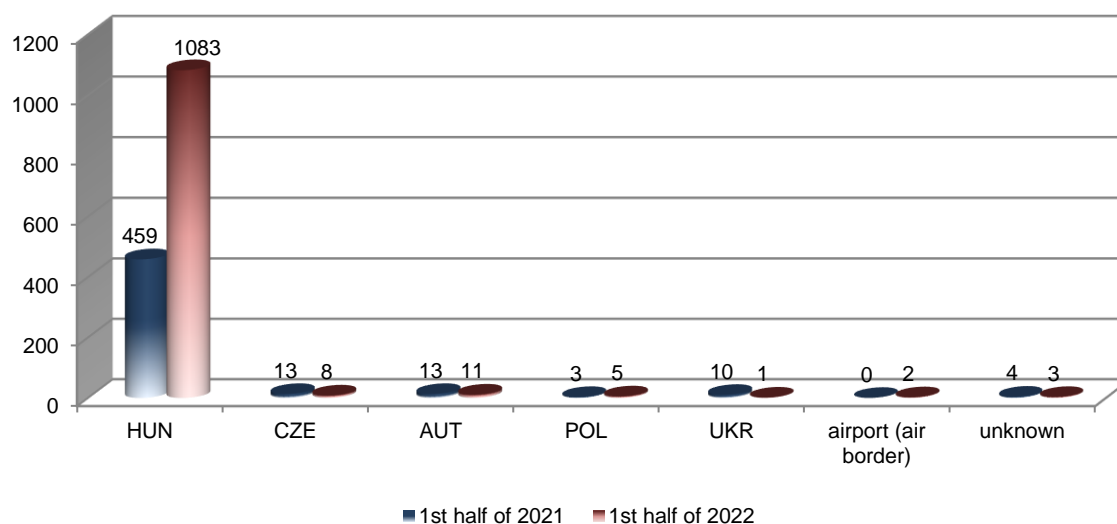
**IS in the 1<sup>st</sup> half of 2021; by nationality, place of detection and previous entry into the SR**

Nationality	IS TOTAL	Inland			At BCPs on exit		Returned from another MS
		Legal entry	Illegal entry	Unknown entry	at land border	at airports	
Afghanistan	263	-	263	-	-	-	-
Morocco	93	-	93	-	-	-	-
Ukraine	85	70	13	-	2	-	-
Pakistan	28	-	25	-	-	-	3
Serbia	23	18	4	1	-	-	-
Syrian Arab Republic	23	1	22	-	-	-	-
Algeria	19	-	19	-	-	-	-
India	17	-	6	-	-	-	11
Turkey	10	1	9	-	-	-	-
Georgia	9	6	3	-	-	-	-
Sri Lanka	9	-	9	-	-	-	-
Bosnia and Herzegovina	8	6	2	-	-	-	-
Cameroon	7	1	6	-	-	-	-
Libya	7	-	7	-	-	-	-
Bangladesh	5	-	5	-	-	-	-
Ghana	3	-	3	-	-	-	-
Tunisia	3	-	3	-	-	-	-
Czechia	2	2	-	-	-	-	-
Iraq	2	-	2	-	-	-	-
Comoros	2	-	2	-	-	-	-
Albania	1	-	1	-	-	-	-
Montenegro	1	1	-	-	-	-	-
Chile	1	1	-	-	-	-	-
China	1	-	1	-	-	-	-
Egypt	1	-	1	-	-	-	-
Iran	1	-	1	-	-	-	-
Palestine	1	-	-	-	-	-	1
Romania	1	1	-	-	-	-	-
North Macedonia	1	1	-	-	-	-	-
Togo	1	-	1	-	-	-	-
Viet Nam	1	1	-	-	-	-	-
Western Sahara	1	-	1	-	-	-	-
<b>TOTAL</b>	<b>630</b>	<b>110</b>	<b>502</b>	<b>1</b>	<b>2</b>	<b>0</b>	<b>15</b>

**IS detected inland after an illegal entry into the SR in the 1<sup>st</sup> half of 2021 and 2022; by border sections through which foreigners (migrants) illegally entered**

Border section	1 <sup>st</sup> half of 2021	1 <sup>st</sup> half of 2022
Hungary	459	1 083
Czechia	13	8
Austria	13	11
Poland	3	5
Ukraine	10	1
Airport (air border)	-	2
Unknown	4	3
<b>TOTAL</b>	<b>502</b>	<b>1 113</b>

**ISs detected inland after an illegal entry into the SR in the 1<sup>st</sup> half of 2021 and 2022; by border sections through which foreigners illegally entered**



**IS detected inland after an illegal entry into the SR in the 1<sup>st</sup> half of 2022; by border sections through which foreigners (migrants) illegally entered and by nationality**

Nationality	TOTAL	Border section						
		HUN	CZE	AUT	POL	UKR	Airport (air border)	Unknown
Syrian Arab Republic	363	362	-	1	-	-	-	-
Tunisia	291	291	-	-	-	-	-	-
Morocco	180	180	-	-	-	-	-	-
Afghanistan	100	100	-	-	-	-	-	-
Algeria	20	20	-	-	-	-	-	-
Bangladesh	20	20	-	-	-	-	-	-
India	20	17	-	3	-	-	-	-
Turkey	19	18	-	1	-	-	-	-
Pakistan	18	15	-	2	-	-	-	1
Yemen	12	12	-	-	-	-	-	-
Ukraine	11	3	3	-	3	1	1	-
Egypt	7	7	-	-	-	-	-	-
Iraq	7	6	1	-	-	-	-	-
Libya	7	6	1	-	-	-	-	-
Viet Nam	6	2	2	1	-	-	-	1
Palestine	5	5	-	-	-	-	-	-
Serbia	4	1	-	2	-	-	1	-
Sudan	3	3	-	-	-	-	-	-
Guinea	2	2	-	-	-	-	-	-
Haiti	2	2	-	-	-	-	-	-
Cameroon	2	2	-	-	-	-	-	-
Republic of Moldova	2	-	1	-	1	-	-	-
Albania	1	-	-	1	-	-	-	-
Bosnia and Herzegovina	1	1	-	-	-	-	-	-
Czechia	1	-	-	-	-	-	-	1
Eritrea	1	1	-	-	-	-	-	-
Gambia	1	1	-	-	-	-	-	-
Guinea-Bissau	1	1	-	-	-	-	-	-
Iran	1	1	-	-	-	-	-	-
Jordan	1	1	-	-	-	-	-	-
Democratic Republic of the Congo	1	1	-	-	-	-	-	-
Senegal	1	1	-	-	-	-	-	-
Somalia	1	1	-	-	-	-	-	-
Uzbekistan	1	-	-	-	1	-	-	-
<b>TOTAL</b>	<b>1113</b>	<b>1083</b>	<b>8</b>	<b>11</b>	<b>5</b>	<b>1</b>	<b>2</b>	<b>3</b>

**IS detected inland after an illegal entry into the SR in the 1<sup>st</sup> half of 2021; by border sections through which foreigners (migrants) illegally entered and by nationality**

Nationality	TOTAL	Border section						
		HUN	CZE	AUT	POL	UKR	Airport (air border)	Unknown
Afghanistan	263	263	-	-	-	-	-	-
Morocco	93	87	1	5	-	-	-	-
Pakistan	25	25	-	-	-	-	-	-
Syrian Arab Republic	22	20	1	1	-	-	-	-
Algeria	19	18	-	1	-	-	-	-
Ukraine	13	1	9	-	1	2	-	-
Sri Lanka	9	4	-	-	-	5	-	-
Turkey	9	9	-	-	-	-	-	-
Libya	7	7	-	-	-	-	-	-
India	6	2	-	-	-	3	-	1
Cameroon	6	6	-	-	-	-	-	-
Bangladesh	5	2	-	-	-	-	-	3
Serbia	4	2	1	1	-	-	-	-
Ghana	3	3	-	-	-	-	-	-
Georgia	3	-	-	1	2	-	-	-
Tunisia	3	3	-	-	-	-	-	-
Bosnia and Herzegovina	2	-	-	2	-	-	-	-
Iraq	2	1	-	1	-	-	-	-
Comoros	2	2	-	-	-	-	-	-
Albania	1	-	-	1	-	-	-	-
China	1	-	1	-	-	-	-	-
Egypt	1	1	-	-	-	-	-	-
Iran	1	1	-	-	-	-	-	-
Togo	1	1	-	-	-	-	-	-
Western Sahara	1	1	-	-	-	-	-	-
<b>TOTAL</b>	<b>502</b>	<b>459</b>	<b>13</b>	<b>13</b>	<b>3</b>	<b>10</b>	<b>0</b>	<b>4</b>

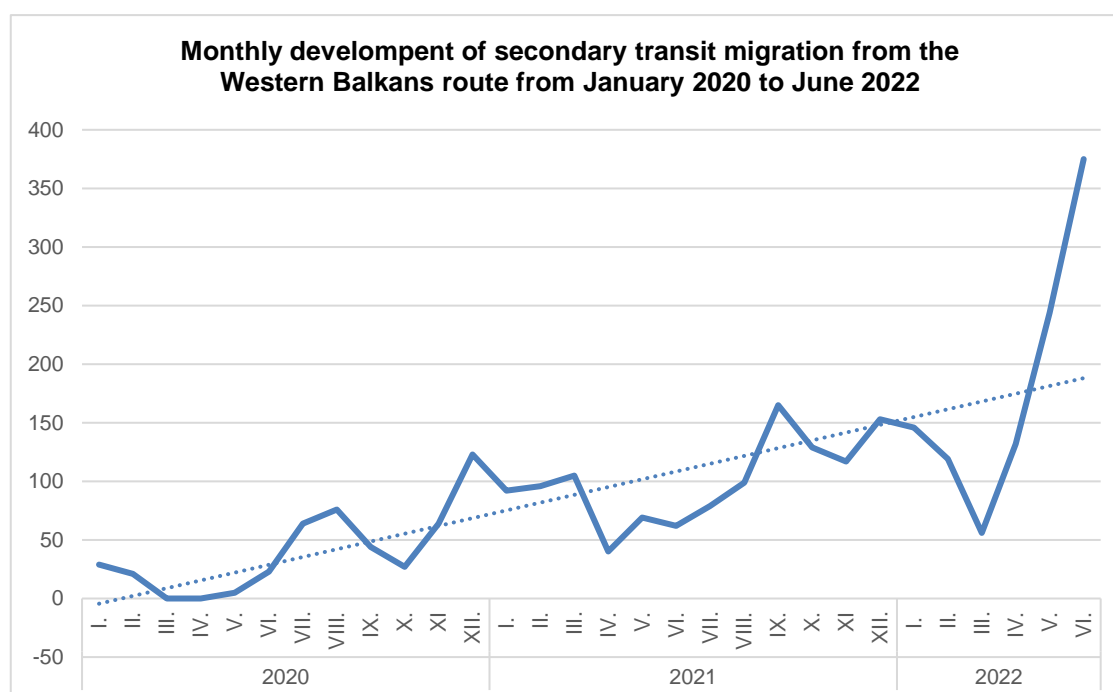
**IS Inland – Illegal entry into the SR – secondary transit migration from the Western Balkans route in the 1<sup>st</sup> half of 2022 - TOP nationalities**

Nationality	1 <sup>st</sup> half of 2022
Syrian Arab Republic	361
Tunisia	292
Morocco	179
Afghanistan	98
India/Bangladesh	20/20
Others	102
<b>TOTAL</b>	<b>1 072</b>



**IS Inland – Illegal entry into to SR – secondary transit migration from the Western Balkans route in the 1<sup>st</sup> half of 2021 - TOP nationalities**

Nationality	1 <sup>st</sup> half of 2021
Afghanistan	263
Morocco	93
Pakistan	25
Syrian Arab Republic	21
Algeria	18
Others	44
<b>TOTAL</b>	<b>464</b>



**IS in the 1<sup>st</sup> half of 2022; by detection and processing of cases by an individual DBFP and other authorities**

Units		DETECTED	PROCESSED
<b>DBFP Bratislava</b>	FPU PF Bratislava	12	86
	FPU PF Dunajská Streda	5	6
	FPU PF Nitra	6	8
	FPU PF Nové Zámky	14	381
	FPU PF Trnava	5	32
	BCU PF Bratislava Ružinov – airport	2	3
	MU PF DBFP Bratislava	5	503
	<b>TOTAL</b>	<b>49</b>	<b>1 019</b>
<b>DBFP Banská Bystrica</b>	FPU PF Banská Bystrica	4	51
	FPU PF Rimavská Sobota	-	-
	FPU PF Ružomberok	12	12
	FPU PF Trenčín	-	-
	FPU PF Žilina	2	10
	MU PF DBFP Banská Bystrica	2	66
	<b>TOTAL</b>	<b>20</b>	<b>139</b>
<b>DBFP Prešov</b>	FPU PF Košice	6	8
	FPU PF Michalovce	5	7
	FPU PF Prešov	6	8
	BCU PF Košice – airport	-	2
	BCU PF Poprad – airport	-	-
	MU PF DBFP Prešov	2	7
	AU PF Humenné	1	3
	<b>TOTAL</b>	<b>20</b>	<b>35</b>
<b>DBFP Sobrance</b>	BCU PF Zboj	1	1
	BCU PF Topoľa	-	-
	BCU PF Ulič	1	1
	BCU PF Ubl'a	3	3
	BCU PF Podhorod'	-	-
	BCU PF Petrovce	-	-
	BCU PF Vyšné Nemecké	-	-
	BCU PF Maťovské Vojkovce	-	-
	BCU PF Veľké Slemence	-	-
	BCU PF Čierna nad Tisou	-	-
	MIU PF DBFP Sobrance	-	-
	<b>TOTAL</b>	<b>5</b>	<b>5</b>
<b>Other authorities</b>	Customs Criminal Bureau	92	-
	NUCIM	15	-
	Patrol Police	474	-
	Traffic Police	97	-
	Railway Police	421	-
	Criminal Police	1	-
	Authority of another country	3	-
	Authority of a neighboring country	1	-
	<b>TOTAL</b>	<b>1 104</b>	<b>0</b>
<b>TOTAL</b>		<b>1 198</b>	<b>1 198</b>

**IS in the 1<sup>st</sup> half of 2021; by detection and processing of cases by individual DBFP and other authorities**

Units		DETECTED	PROCESSED
<b>DBFP Bratislava</b>	FPU PF Bratislava	27	67
	FPU PF Dunajská Streda	11	41
	FPU PF Nitra	20	31
	FPU PF Nové Zámky	33	79
	FPU PF Trnava	22	53
	BCU PF Bratislava Ružinov – airport	14	3
	MU PF DBFP Bratislava	9	85
	<b>TOTAL</b>	<b>136</b>	<b>359</b>
<b>DBFP Banská Bystrica</b>	FPU PF Banská Bystrica	2	23
	FPU PF Rimavská Sobota	-	7
	FPU PF Ružomberok	3	11
	FPU PF Trenčín	-	3
	FPU PF Žilina	-	33
	MU PF DBFP Banská Bystrica	7	44
	<b>TOTAL</b>	<b>12</b>	<b>121</b>
<b>DBFP Prešov</b>	FPU PF Košice	1	25
	FPU PF Michalovce	1	28
	FPU PF Prešov	8	62
	BCU PF Košice – airport	-	-
	BCU PF Poprad – airport	-	-
	MU PF DBFP Prešov	4	24
	<b>TOTAL</b>	<b>14</b>	<b>139</b>
<b>DBFP Sobrance</b>	BCU PF Zboj	-	1
	BCU PF Topoľa	8	8
	BCU PF Ulič	-	-
	BCU PF Ubl'a	1	1
	BCU PF Podhorod'	-	-
	BCU PF Petrovce	-	-
	BCU PF Vyšné Nemecké	1	1
	BCU PF Maťovské Vojkovce	-	-
	BCU PF Veľké Slemence	-	-
	BCU PF Čierna nad Tisou	-	-
	MIU PF DBFP Sobrance	3	-
	AU PF Humenné	-	-
	<b>TOTAL</b>	<b>13</b>	<b>11</b>
<b>Other authorities</b>	Customs Criminal Bureau	22	-
	NUCIM	4	-
	Patrol Police	315	-
	Traffic Police	63	-
	Railway Police	36	-
	Criminal Police	-	-
	Authority of another country	-	-
	Authority of neighboring country	15	-
	<b>TOTAL</b>	<b>455</b>	<b>0</b>
<b>TOTAL</b>		<b>630</b>	<b>630</b>

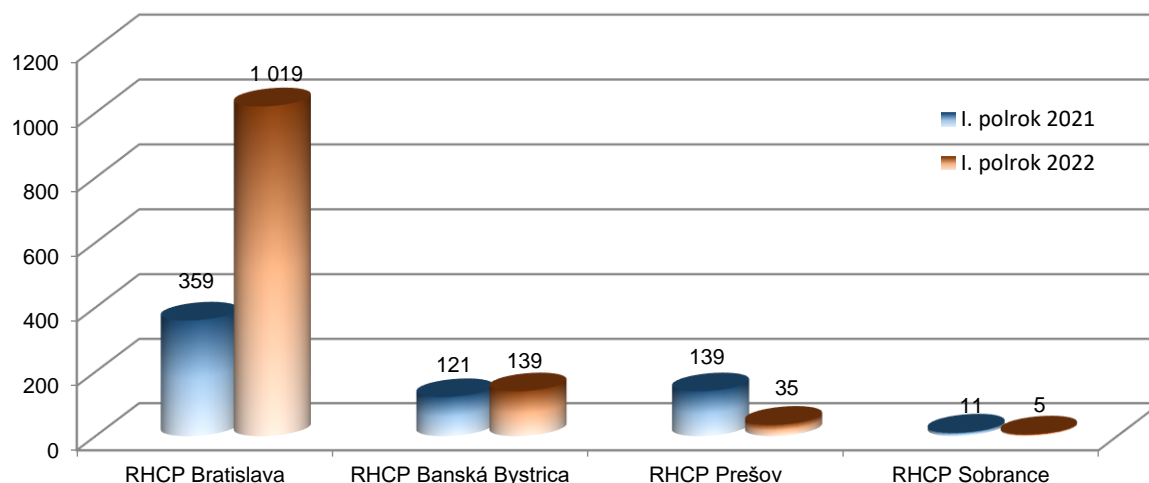
**Note:**

"Authority of detection" means the unit that carried out the initial check of a foreigner on the territory of the SR, and detected a violation of the law and handed the case over to the competent unit of BBFP for further processing **or** the violation of the law was detected by another foreign authority.

### IS in the 1<sup>st</sup> half of 2021 and 2022; by processing of cases by individual DBFPs

	1 <sup>st</sup> half of 2021	1 <sup>st</sup> half of 2022
DBFP Bratislava	359	1 019
DBFP Banská Bystrica	121	139
DBFP Prešov	139	35
DBFP Sobrance	11	5
<b>TOTAL</b>	<b>630</b>	<b>1 198</b>

### ISs in the 1<sup>st</sup> half of 2021 and 2022 by processing of cases by individual DBFPs



### Overview of IS in the 1<sup>st</sup> half of 2020; by processing of cases by individual DBFPs and by detection and previous entry into the territory of the SR

DBFP	IS TOTAL	Inland			At BCPs on exit		Returned from another MS
		Legal entry	Illegal entry	Unknown entry	at land border	at airports	
DBFP Bratislava	<b>1019</b>	34	980	2	-	2	1
DBFP B. Bystrica	<b>139</b>	17	121	-	-	-	1
DBFP Prešov	<b>35</b>	21	12	-	-	-	2
DBFP Sobrance	<b>5</b>	2	-	-	3	-	-
<b>TOTAL</b>	<b>1 198</b>	<b>74</b>	<b>1 113</b>	<b>2</b>	<b>3</b>	<b>2</b>	<b>4</b>

### Overview of IS in the 1<sup>st</sup> half of 2021; by processing of cases by individual DBFPs and by detection and previous entry into the territory of the SR

DBFP	IS TOTAL	Inland			At BCPs on exit		Returned from another MS
		Legal entry	Illegal entry	Unknown entry	at land border	at airports	
DBFP Bratislava	<b>359</b>	88	269	1	-	-	1
DBFP B. Bystrica	<b>121</b>	5	113	-	-	-	3
DBFP Prešov	<b>139</b>	16	112	-	-	-	11
DBFP Sobrance	<b>11</b>	1	8	-	2	-	-
<b>TOTAL</b>	<b>630</b>	<b>110</b>	<b>502</b>	<b>1</b>	<b>2</b>	<b>0</b>	<b>15</b>

**Overview of third country nationals who legally entered the territory of the Schengen area but were detected as overstayers in the SR in the 1<sup>st</sup> half of 2022**

Nationality	Overstayers		
	TOTAL	Inland	At BCPs on exit
Ukraine	48	48	-
Serbia	10	10	-
Viet Nam	6	6	-
Uzbekistan	4	4	-
Belarus	3	3	-
Turkey	3	3	-
Bosnia and Herzegovina	2	2	-
Georgia	2	2	-
Republic of Moldova	2	2	-
Afghanistan	1	1	-
Gambia	1	1	-
Jordan	1	1	-
Democratic Republic of the Congo	1	1	-
Nigeria	1	1	-
Areas not specified elsewhere (Kosovo)	1	-	1
North Macedonia	1	1	-
<b>TOTAL</b>	<b>87</b>	<b>86</b>	<b>1</b>

**Overview of third country nationals who legally entered the territory of the Schengen area but were detected as overstayers in the SR in the 1<sup>st</sup> half of 2021**

Nationality	Overstayers		
	TOTAL	Inland	At BCPs on exit
Ukraine	82	80	2
Serbia	20	20	-
Georgia	9	9	-
Bosnia and Herzegovina	7	7	-
Syrian Arab Republic	2	2	-
Albania	1	1	-
Montenegro	1	1	-
Chile	1	1	-
China	1	1	-
Cameroon	1	1	-
North Macedonia	1	1	-
Turkey	1	1	-
Viet Nam	1	1	-
<b>TOTAL</b>	<b>128</b>	<b>126</b>	<b>2</b>

# **IS in the 1<sup>st</sup> half of 2022; by nationality, sex and age**

Nationality	IS TOTAL	TOTAL	MALE				TOTAL	FEMALE			
			0-13	14-17	18-34	35+		0-13	14-17	18-34	35+
Syrian Arab Republic	365	351	4	17	299	31	14	1	-	12	1
Tunisia	292	287	-	-	252	35	5	2	-	2	1
Morocco	181	180	-	1	170	9	1	-	-	1	-
Afghanistan	101	101	-	13	85	3	-	-	-	-	-
Ukraine	52	43	-	-	27	16	9	-	-	6	3
Turkey	23	23	-	-	16	7	-	-	-	-	-
Algeria	20	20	-	-	18	2	-	-	-	-	-
Bangladesh	20	20	-	2	13	5	-	-	-	-	-
India	20	20	-	-	15	5	-	-	-	-	-
Pakistan	18	18	-	-	17	1	-	-	-	-	-
Serbia	14	14	-	-	5	9	-	-	-	-	-
Yemen	12	12	-	-	9	3	-	-	-	-	-
Iraq	8	8	-	-	7	1	-	-	-	-	-
Egypt	7	7	-	-	7	-	-	-	-	-	-
Libya	7	7	-	-	7	-	-	-	-	-	-
Viet Nam	7	4	-	-	4	-	3	-	-	2	1
Georgia	5	5	-	-	4	1	-	-	-	-	-
Palestine	5	4	-	-	4	-	1	-	-	1	-
Uzbekistan	5	5	-	-	2	3	-	-	-	-	-
Belarus	3	3	-	-	3	-	-	-	-	-	-
Bosnia and Herzegovina	3	3	-	-	2	1	-	-	-	-	-
Somalia	3	2	-	1	1	-	1	-	1	-	-
Sudan	3	3	-	-	3	-	-	-	-	-	-
Gambia	2	2	-	1	1	-	-	-	-	-	-
Guinea	2	2	-	-	1	1	-	-	-	-	-
Haiti	2	2	-	-	2	-	-	-	-	-	-
Cameroon	2	2	-	-	2	-	-	-	-	-	-
Republic of Moldova	2	1	-	-	1	-	1	-	-	1	-
Albania	1	1	-	-	-	1	-	-	-	-	-
Czechia	1	1	-	-	1	-	-	-	-	-	-
Eritrea	1	1	-	-	1	-	-	-	-	-	-
Guinea Bissau	1	1	-	-	1	-	-	-	-	-	-
Iran	1	1	-	-	1	-	-	-	-	-	-
Jordan	1	1	-	-	1	-	-	-	-	-	-
Democratic Republic of the Congo	1	1	-	-	-	1	-	-	-	-	-
Hungary	1	-	-	-	-	-	1	-	-	1	-
Mali	1	1	-	-	1	-	-	-	-	-	-
Nigeria	1	1	-	-	1	-	-	-	-	-	-
Areas not specified elsewhere (Kosovo)	1	1	-	-	-	1	-	-	-	-	-
Romania	1	1	-	-	-	1	-	-	-	-	-
Senegal	1	1	-	-	1	-	-	-	-	-	-
North Macedonia	1	1	-	-	-	1	-	-	-	-	-
<b>TOTAL</b>	<b>1 198</b>	<b>1 162</b>	<b>4</b>	<b>35</b>	<b>985</b>	<b>138</b>	<b>36</b>	<b>3</b>	<b>1</b>	<b>26</b>	<b>6</b>

**IS in the 1<sup>st</sup> half of 2021: by nationality, sex and age**

Nationality	IS TOTAL	TOTAL	MALE				TOTAL	FEMALE			
			0-13	14-17	18-34	35+		0-13	14-17	18-34	35+
Afghanistan	263	260	3	83	171	3	3	-	-	2	1
Morocco	93	93	-	-	81	12	-	-	-	-	-
Ukraine	85	63	-	-	31	32	22	-	-	5	17
Pakistan	28	28	-	1	25	2	-	-	-	-	-
Serbia	23	18	-	-	9	9	5	-	-	-	5
Syrian Arab Republic	23	21	-	3	16	2	2	1	-	1	-
Algeria	19	19	-	-	17	2	-	-	-	-	-
India	17	17	-	-	16	1	-	-	-	-	-
Turkey	10	10	-	-	8	2	-	-	-	-	-
Georgia	9	8	-	-	2	6	1	-	-	-	1
Sri Lanka	9	9	-	-	5	4	-	-	-	-	-
Bosnia and Herzegovina	8	5	-	-	1	4	3	-	-	1	2
Cameroon	7	5	-	-	2	3	2	-	-	1	1
Libya	7	7	-	-	6	1	-	-	-	-	-
Bangladesh	5	5	-	-	5	-	-	-	-	-	-
Ghana	3	3	-	-	2	1	-	-	-	-	-
Tunisia	3	3	-	-	3	-	-	-	-	-	-
Czechia	2	1	-	-	-	1	1	-	-	1	-
Iraq	2	2	-	-	2	-	-	-	-	-	-
Comoros	2	2	-	-	2	-	-	-	-	-	-
Albania	1	1	-	-	1	-	-	-	-	-	-
Montenegro	1	1	-	-	1	-	-	-	-	-	-
Chile	1	1	-	-	-	1	-	-	-	-	-
China	1	1	-	-	1	-	-	-	-	-	-
Egypt	1	1	-	-	1	-	-	-	-	-	-
Iran	1	1	-	1	-	-	-	-	-	-	-
Palestine	1	1	-	-	-	1	-	-	-	-	-
Romania	1	1	-	-	-	1	-	-	-	-	-
North Macedonia	1	1	-	-	-	1	-	-	-	-	-
Togo	1	1	-	-	1	-	-	-	-	-	-
Viet Nam	1	1	-	-	-	1	-	-	-	-	-
Western Sahara	1	1	-	-	1	-	-	-	-	-	-
<b>TOTAL</b>	<b>630</b>	<b>591</b>	<b>3</b>	<b>88</b>	<b>410</b>	<b>90</b>	<b>39</b>	<b>1</b>	<b>0</b>	<b>11</b>	<b>27</b>

**IS by processing of cases by individual DBFPs in the 1<sup>st</sup> half of 2022**

Nationality	TOTAL	Thereof:			
		DBFP Bratislava	DBFP B. Bystrica	DBFP Prešov	DBFP Sobrance
Syrian Arab Republic	365	325	40	-	-
Tunisia	292	286	6	-	-
Morocco	181	151	26	3	1
Afghanistan	101	89	11	1	-
Ukraine	52	20	11	19	2
Turkey	23	21	-	2	-
Algeria	20	18	2	-	-
Bangladesh	20	-	20	-	-
India	20	17	3	-	-
Pakistan	18	13	4	1	-
Serbia	14	10	4	-	-
Yemen	12	11	1	-	-
Iraq	8	6	2	-	-
Egypt	7	6	1	-	-
Libya	7	6	1	-	-
Viet Nam	7	5	-	2	-
Georgia	5	3	-	2	-
Palestine	5	4	1	-	-
Uzbekistan	5	-	4	1	-
Belarus	3	-	-	3	-
Bosnia and Herzegovina	3	3	-	-	-
Somalia	3	3	-	-	-
Sudan	3	3	-	-	-
Gambia	2	1	1	-	-
Guinea	2	2	-	-	-
Haiti	2	2	-	-	-
Cameroon	2	2	-	-	-
Republic of Moldova	2	1	-	1	-
Albania	1	-	1	-	-
Czechia	1	1	-	-	-
Eritrea	1	1	-	-	-
Guinea-Bissau	1	1	-	-	-
Iran	1	1	-	-	-
Jordan	1	1	-	-	-
Democratic Republic of the Congo	1	1	-	-	-
Hungary	1	1	-	-	-
Mali	1	-	-	-	1
Nigeria	1	1	-	-	-
Areas not specified elsewhere (Kosovo)	1	-	-	-	1
Romania	1	1	-	-	-
Senegal	1	1	-	-	-
North Macedonia	1	1	-	-	-
<b>TOTAL</b>	<b>1198</b>	<b>1019</b>	<b>139</b>	<b>35</b>	<b>5</b>



**IS by processing of cases by individual DBFPs in the 1<sup>st</sup> half of 2021**

Nationality	TOTAL	Thereof:			
		DBFP Bratislava	DBFP B. Bystrica	DBFP Prešov	DBFP Sobrance
Afghanistan	263	124	60	79	-
Morocco	93	65	22	6	-
Ukraine	85	64	2	16	3
Pakistan	28	13	8	7	-
Serbia	23	22	1	-	-
Syrian Arab Republic	23	22	-	1	-
Algeria	19	8	11	-	-
India	17	2	1	11	3
Turkey	10	4	6	-	-
Georgia	9	8	-	1	-
Sri Lanka	9	4	-	-	5
Bosnia and Herzegovina	8	8	-	-	-
Cameroon	7	-	1	6	-
Libya	7	2	4	1	-
Bangladesh	5	2	-	3	-
Ghana	3	-	-	3	-
Tunisia	3	1	2	-	-
Czechia	2	-	-	2	-
Iraq	2	2	-	-	-
Comoros	2	-	-	2	-
Albania	1	1	-	-	-
Montenegro	1	1	-	-	-
Chile	1	-	1	-	-
China	1	1	-	-	-
Egypt	1	-	1	-	-
Iran	1	1	-	-	-
Palestine	1	1	-	-	-
Romania	1	1	-	-	-
North Macedonia	1	1	-	-	-
Togo	1	-	-	1	-
Viet Nam	1	1	-	-	-
Western Sahara	1	-	1	-	-
<b>TOTAL</b>	<b>630</b>	<b>359</b>	<b>121</b>	<b>139</b>	<b>11</b>

**IS by processing of cases by individual units of DBFP Bratislava in the 1<sup>st</sup> half of 2022**

Nationality	TOTAL	Thereof:						
		FPU PF Bratislava	FPU PF Dunajská Streda	FPU PF Nitra	FPU PF Nové Zámky	FPU PF Trnava	BCU PF Bratislava Ružinov-airport	MU PF Bratislava
Syrian Arab Republic	325	9	-	-	194	5	-	117
Tunisia	286	44	-	-	87	2	-	153
Morocco	151	16	-	-	26	8	-	101
Afghanistan	89	1	-	2	15	8	-	63
Turkey	21	1	1	1	4	-	-	14
Ukraine	20	4	2	4	4	2	-	4
Algeria	18	-	-	-	8	-	-	10
India	17	4	-	-	-	1	-	12
Pakistan	13	-	1	-	-	4	-	8
Yemen	11	-	-	-	10	-	-	1
Serbia	10	1	1	1	2	1	-	4
Egypt	6	-	-	-	5	-	-	1
Iraq	6	-	-	-	3	1	-	2
Libya	6	-	-	-	4	-	-	2
Viet Nam	5	1	1	-	2	-	-	1
Palestine	4	-	-	-	3	-	-	1
Bosnia and Herzegovina	3	1	-	-	1	-	-	1
Georgia	3	2	-	-	-	-	1	-
Somalia	3	-	-	-	1	-	2	-
Sudan	3	-	-	-	2	-	-	1
Guinea	2	-	-	-	-	-	-	2
Haiti	2	-	-	-	2	-	-	-
Cameroon	2	-	-	-	1	-	-	1
Czechia	1	-	-	-	-	-	-	1
Eritrea	1	-	-	-	1	-	-	-
Gambia	1	-	-	-	1	-	-	-
Guinea-Bissau	1	-	-	-	1	-	-	-
Iran	1	-	-	-	1	-	-	-
Jordan	1	-	-	-	1	-	-	-
Democratic Republic of the Congo	1	-	-	-	1	-	-	-
Hungary	1	-	-	-	-	-	-	1
Republic of Moldova	1	1	-	-	-	-	-	-
Nigeria	1	1	-	-	-	-	-	-
Romania	1	-	-	-	1	-	-	-
Senegal	1	-	-	-	-	-	-	1
North Macedonia	1	-	-	-	-	-	-	1
<b>TOTAL</b>	<b>1019</b>	<b>86</b>	<b>6</b>	<b>8</b>	<b>381</b>	<b>32</b>	<b>3</b>	<b>503</b>

**IS by processing of cases by individual units of DBFP Banská Bystrica in the 1<sup>st</sup> half of 2022**

Nationality	TOTAL	Thereof:					
		FPU PF Banská Bystrica	FPU PF Rimavská Sobota	FPU PF Ružomberok	FPU PF Trenčín	FPU PF Žilina	MU PF Banská Bystrica
Syrian Arab Republic	40	29	-	-	-	1	10
Morocco	26	7	-	-	-	-	19
Bangladesh	20	-	-	-	-	-	20
Afghanistan	11	2	-	-	-	7	2
Ukraine	11	4	-	5	-	2	-
Tunisia	6	5	-	-	-	-	1
Pakistan	4	-	-	-	-	-	4
Serbia	4	1	-	3	-	-	-
Uzbekistan	4	-	-	4	-	-	-
India	3	-	-	-	-	-	3
Algeria	2	-	-	-	-	-	2
Iraq	2	1	-	-	-	-	1
Albania	1	-	-	-	-	-	1
Egypt	1	1	-	-	-	-	-
Gambia	1	-	-	-	-	-	1
Yemen	1	1	-	-	-	-	-
Libya	1	-	-	-	-	-	1
Palestine	1	-	-	-	-	-	1
<b>TOTAL</b>	<b>139</b>	<b>51</b>	<b>0</b>	<b>12</b>	<b>0</b>	<b>10</b>	<b>66</b>

**IS by processing of cases by individual units of DBFP Prešov in the 1<sup>st</sup> half of 2022**

Nationality	TOTAL	Thereof:					
		FPU PF Košice	FPU PF Michalovce	FPU PF Prešov	BCU PF Košice-airport	AU PF Humenné	MU PF Prešov
Ukraine	19	5	6	3	-	-	5
Belarus	3	-	-	1	-	-	2
Morocco	3	1	-	2	-	-	-
Georgia	2	-	-	-	2	-	-
Turkey	2	-	-	1	-	1	-
Viet Nam	2	1	-	1	-	-	-
Afghanistan	1	-	-	-	-	1	-
Republic of Moldova	1	-	1	-	-	-	-
Pakistan	1	-	-	-	-	1	-
Uzbekistan	1	1	-	-	-	-	-
<b>TOTAL</b>	<b>35</b>	<b>8</b>	<b>7</b>	<b>8</b>	<b>2</b>	<b>3</b>	<b>7</b>

### IS by processing of cases by individual units of DBFP Sobrance in the 1<sup>st</sup> half of 2022

Nationality	TOTAL	BCU PF:									
		Zboj	Topoľa	Ulič	Ubl'a	Podhorod'	Petrovce	Vyšné Nemecké	Maťovské Vojkovce	Veľké Slemence	Čierna nad Tisou
Ukraine	2	1	-	1	-	-	-	-	-	-	-
Mali	1	-	-	-	1	-	-	-	-	-	-
Morocco	1	-	-	-	1	-	-	-	-	-	-
Areas not specified elsewhere (Kosovo)	1	-	-	-	1	-	-	-	-	-	-
<b>TOTAL</b>	<b>5</b>	<b>1</b>	<b>0</b>	<b>1</b>	<b>3</b>	<b>0</b>	<b>0</b>	<b>0</b>	<b>0</b>	<b>0</b>	<b>0</b>

## 2.3 Unaccompanied Minors Apprehended for IBC and IS

### Unaccompanied minors apprehended for IBC and IS in the 1<sup>st</sup> half of 2022

Nationality	Unaccompanied minors apprehended for:		
	TOTAL	IBC	IS
Afghanistan	13	-	13
Syrian Arab Republic	12	-	12
Bangladesh	2	-	2
Somalia	2	-	2
Gambia	1	-	1
Morocco	1	-	1
<b>TOTAL</b>	<b>31</b>	<b>0</b>	<b>31</b>

### Unaccompanied minors apprehended for IBC and IS in the 1<sup>st</sup> half of 2021

Nationality	Unaccompanied minors apprehended for:		
	TOTAL	IBC	IS
Afghanistan	88	-	88
Syrian Arab Republic	3	-	3
Pakistan	2	-	2
Iran	1	-	1
<b>TOTAL</b>	<b>94</b>	<b>0</b>	<b>94</b>

## 2.4 Asylum Applications

### Overview of asylum applications submitted in the 1<sup>st</sup> half of 2022

Nationality	Number of submitted asylum applications
Ukraine	147
Russian Federation	26
Morocco	20
Afghanistan	19
Bangladesh	18
Syrian Arab Republic	7
Nigeria	6
Belarus	4
India	4
Georgia	3
Guinea	2
Iraq	2
Lebanon	2
Pakistan	2
Tajikistan	2
Turkey	2
Algeria	1
Azerbaijan	1
Gambia	1
Iran	1
Cameroon	1
Libya	1
Palestine	1
Tunisia	1
<b>TOTAL</b>	<b>274</b>

### Overview of asylum applications submitted in the 1<sup>st</sup> half of 2021

Nationality	Number of submitted asylum applications
Morocco	58
Afghanistan	35
India	13
Algeria	11
Turkey	9
Syrian Arab Republic	7
Libya	5
Cameroon	4
Pakistan	4
Sri Lanka	4
Bangladesh	3
Egypt	2
Tunisia	2
Iraq	1
Iran	1
Palestine	1
Somalia	1
Viet Nam	1
Western Sahara	1
<b>TOTAL</b>	<b>163</b>

### Number of submitted asylum applications submitted by illegal migrants apprehended for IBC and IS in the 1<sup>st</sup> half of 2022; by nationality of applicants

Nationality	TOTAL	Asylum applications by IBC			Asylum applications by IS		
		Land border:		Airports	Inland	At BCPs on exit	Returned from another MS
		Between BCPs	At BCPs				
Bangladesh	18	-	-	-	18	-	-
Morocco	15	-	-	-	15	-	-
Afghanistan	6	-	-	-	6	-	-
Syrian Arab Republic	5	-	-	-	5	-	-
Georgia	3	-	-	-	-	-	3
India	3	-	-	-	3	-	-
Guinea	2	-	-	-	2	-	-
Turkey	2	-	-	-	2	-	-
Algeria	1	-	-	-	1	-	-
Gambia	1	-	-	-	1	-	-
Libya	1	-	-	-	1	-	-
Pakistan	1	-	-	-	1	-	-
Palestine	1	-	-	-	1	-	-
Russian Federation	1	1	-	-	-	-	-
Tunisia	1	-	-	-	1	-	-
Ukraine	1	-	-	-	1	-	-
<b>TOTAL</b>	<b>62</b>	<b>1</b>	<b>0</b>	<b>0</b>	<b>58</b>	<b>0</b>	<b>3</b>

**Overview of submitted asylum applications submitted by illegal migrants apprehended for IBC and IS in the 1<sup>st</sup> half of 2022**

		Number of apprehended illegal migrants	Number of asylum applications
IBC	External land border between BCPs	272	1
	External land border at BCPs	2	0
	External air border (at airports)	2	0
	<b>TOTAL</b>	<b>276</b>	<b>1</b>
IS	Inland	1 189	58
	At BCPs - departure from the SR	5	0
	Returned from another Member State	4	3
	<b>TOTAL</b>	<b>1 198</b>	<b>61</b>
<b>TOTAL</b>		<b>1 474</b>	<b>62</b>

**umber of submitted asylum applications submitted by illegal migrants apprehended for IBC and IS in the 1<sup>st</sup> half of 2021; by nationality of applicants**

Nationality	TOTAL	Asylum applications by IBC			Asylum applications by IS		
		Land border:		Airports	Inland	At BCPs on exit	Returned from another MS
		Between BCPs	At BCPs				
Morocco	51	-	-	-	51	-	-
Afghanistan	17	-	-	-	17	-	-
India	12	-	-	-	1	-	11
Turkey	9	-	-	-	9	-	-
Algeria	8	1	-	-	7	-	-
Libya	5	-	-	-	5	-	-
Cameroon	4	-	-	-	4	-	-
Pakistan	4	-	-	-	1	-	3
Sri Lanka	4	-	-	-	4	-	-
Bangladesh	3	-	-	-	3	-	-
Syrian Arab Republic	3	-	-	-	3	-	-
Egypt	1	-	-	-	1	-	-
Palestine	1	-	-	-	-	-	1
Tunisia	1	-	-	-	1	-	-
Western Sahara	1	-	-	-	1	-	-
<b>TOTAL</b>	<b>124</b>	<b>1</b>	<b>0</b>	<b>0</b>	<b>108</b>	<b>0</b>	<b>15</b>

**Overview of submitted asylum applications submitted by illegal migrants apprehended for IBC and IS in the 1<sup>st</sup> half of 2021**

		<b>Number of apprehended illegal migrants</b>	<b>Number of submitted asylum applications</b>
<b>IBC</b>	External land border between BCPs	59	1
	External land border at BCPs	2	-
	External air border (at airports)	-	-
	<b>TOTAL</b>	<b>61</b>	<b>1</b>
<b>IS</b>	Inland	613	108
	At BCPs - departure from the SR	2	-
	Returned from another Member State	15	15
	<b>TOTAL</b>	<b>630</b>	<b>123</b>
<b>TOTAL</b>		<b>691</b>	<b>124</b>



## 2.5 Forgery and alteration of travel, residence and other documents

Number of persons, documents and BCSs in the 1<sup>st</sup> half of 2021 and 2022; by place of detection

		1 <sup>st</sup> half of 2021			1 <sup>st</sup> half of 2022		
		Persons	Documents*	BCSs	Persons	Documents*	BCSs
Land border	At BCPs entering the SR	1	1	0	1	2	-
	At BCPs on exit	2	0	4	1	1	-
	In the vicinity of the land border (border surveillance)	-	-	-	-	-	-
	<b>TOTAL</b>	<b>3</b>	<b>1</b>	<b>4</b>	<b>2</b>	<b>3</b>	<b>0</b>
Airports	Non-Schengen flights	5	5	0	4	4	-
	Intra-Schengen flights (random check)	-	-	-	-	-	-
	within the premises of the airport (or its vicinity)	-	-	-	-	-	-
	<b>TOTAL</b>	<b>5</b>	<b>5</b>	<b>0</b>	<b>4</b>	<b>4</b>	<b>0</b>
Inland	At FPU PF	66	69	6	30	25	11
	near Intra-Schengen land borders	3	4	0	-	-	-
	At AU PF / In PDCF	-	-	-	-	-	-
	Other	2	3	0	3	3	-
	<b>TOTAL</b>	<b>71</b>	<b>76</b>	<b>6</b>	<b>33</b>	<b>28</b>	<b>11</b>
<b>TOTAL on the territory of the SR</b>		<b>79</b>	<b>82</b>	<b>10</b>	<b>39</b>	<b>35</b>	<b>11</b>

\* Except for those passports in which no change has been made, but they contain other counterfeit/forged/fraudulently obtained documents or BCSs.

Number of persons, documents and BCSs in the 1<sup>st</sup> half of 2021 and 2022; by DBPFs and PDCFs

	1 <sup>st</sup> half of 2021			1 <sup>st</sup> half of 2022		
	Persons	Documents*	BCSs	Persons	Documents*	BCSs
DBFP Bratislava	13	13	6	19	14	11
DBFP Banská Bystrica	1	1	-	13	13	-
DBFP Prešov	62	67	0	5	5	-
DBFP Sobrance	3	1	4	2	3	-
PDCF Medveďov	-	-	-	-	-	-
PDCF Sečovce	-	-	-	-	-	-
<b>TOTAL</b>	<b>79</b>	<b>82</b>	<b>10</b>	<b>39</b>	<b>35</b>	<b>11</b>

\* Except for those passports in which no change has been made, but they contain other counterfeit/forged/fraudulently obtained documents or BCSs.

### Number of documents and BCSs in the 1<sup>st</sup> half of 2021 and 2022; by the place of detection

		1 <sup>st</sup> half of 2021				1 <sup>st</sup> half of 2022			
		TOTAL on the territory of the SR	Land border	Airports	Inland	TOTAL on the territory of the SR	Land border	Airports	Inland
DOCUMENTS	Passport*	5	-	3	2	0	-	-	-
	ID card	5	-	-	5	14	1	4	9
	Other TD	0	-	-	-	0	-	-	-
	Visa	0	-	-	-	0	-	-	-
	Residence permit	1	1	-	-	0	-	-	-
	Driving license	1	-	-	1	3	2	-	1
	Civil status document	0	-	-	-	0	-	-	-
	Criminal records	62	-	-	62	11	-	-	11
	Evidence of education	0	-	-	-	0	-	-	-
	Other supportive document	8	-	2	6	7	-	-	7
	Other	0	-	-	-	0	-	-	-
	<b>TOTAL</b>	<b>82</b>	<b>1</b>	<b>5</b>	<b>76</b>	<b>35</b>	<b>3</b>	<b>4</b>	<b>28</b>
BCSs		10	4	0	6	11	-	-	11

\* Except for those passports in which no change has been made, but they contain other counterfeit/forged/fraudulently obtained documents or BCSs.

### Travel documents (Passports, ID cards and other TDs) in the 1<sup>st</sup> half of 2021 and 2022; by the type of fraud detected on the territory of the SR

		TOTAL (a – l)	a	b	c	d	e	f	g	h	i	j	k	l	genuine (x)
1 <sup>st</sup> half of 2021	Passport	5	-	-	1	-	-	-	-	-	1	-	1	2	5
	ID card	5	-	1	-	-	-	-	-	-	4	-	-	-	-
	Other TDs	0	-	-	-	-	-	-	-	-	-	-	-	-	-
	<b>TOTAL</b>	<b>10</b>	<b>0</b>	<b>1</b>	<b>1</b>	<b>0</b>	<b>0</b>	<b>0</b>	<b>0</b>	<b>0</b>	<b>5</b>	<b>0</b>	<b>1</b>	<b>2</b>	<b>5</b>
1 <sup>st</sup> half of 2022	Passport	0	-	-	-	-	-	-	-	-	-	-	-	-	6
	ID card	14	1	-	-	-	-	-	-	1	10	-	2	-	-
	Other TDs	0	-	-	-	-	-	-	-	-	-	-	-	-	-
	<b>TOTAL</b>	<b>14</b>	<b>1</b>	<b>0</b>	<b>0</b>	<b>0</b>	<b>0</b>	<b>0</b>	<b>0</b>	<b>1</b>	<b>10</b>	<b>0</b>	<b>2</b>	<b>0</b>	<b>6</b>

- a. Photo substitution
- b. Unauthorized data alteration/addition
- c. Data page substitution
- d. Inner pages substitution (except for the data page)
- e. Data page overlapping (multiple changes - photo substitution incl. Unauthorized data addition or alteration)
- f. Electronic device (any changes, interventions or damages)
- g. Unauthorized interventions to documents (damage, overlapping of parts of the document, wet stamps removal)
- h. Stolen blank travel documents (unauthorized personalization)
- i. Forged (counterfeit) travel document (made by a counterfeiter)
- j. Fantasy (Fictional)/Camouflage document (without any legal validity)
- k. Genuine travel document misused by other person (look alike/impostor)
- l. Fraudulently obtained genuine document (i.e. Issuance based on false personal data or due to corruption)
- x. Genuine passport containing counterfeit/forged/ fraudulently obtained documents or BCSs

**Documents and BCSs detected in the 1<sup>st</sup> half of 2022; by place of detection, nationality of the person carrying these documents and country of origin of the document**

	Persons (incl. cases without persons*)		Documents								BCS
			Country of origin of the document **	Passport		ID card	Visas	RP	Other ****		
	Nationality	Number		false/ count.	genuine (x) ***				No.	Type	
Land border	Ukraine	1	Romania	-	-	1	-	-	1	DL	-
	Ukraine	1	Ukraine	-	-	-	-	-	1	DL	-
	TOTAL	2	---	0	0	1	0	0	2	---	0
Airports	Georgia	2	Ukraine	-	-	2	-	-	-	-	-
	Somalia	2	Sweden	-	-	2	-	-	-	-	-
	TOTAL	4	---	0	0	4	0	0	0	---	0
Inland	Afghanistan	4	Afghanistan	-	-	4	-	-	1	OSD	-
	Bosnia and Herzegovina	1	Bosnia and Herzegovina	-	-	-	-	-	1	CR	-
	Iraq	1	Iraq	-	-	1	-	-	-	-	-
	North Macedonia	1	North Macedonia	-	1	-	-	-	-	-	-
			Hungary	-	-	-	-	-	-	-	2
	Republic of Moldova	2	Republic of Moldova	-	-	-	-	-	1	CR	-
			Slovakia	-	-	-	-	-	1	OSD	-
	Slovakia	1	Ukraine	-	-	-	-	-	1	DL	-
	Serbia	6	Serbia	-	-	-	-	-	6	CR	-
	Serbia	3	Serbia	-	3	-	-	-	-	-	-
			Greece	-	-	-	-	-	-	-	1
			Hungary	-	-	-	-	-	-	-	3
			Germany	-	-	-	-	-	-	-	1
	Tunisia	4	France	-	-	1	-	-	-	-	-
			Switzerland	-	-	1	-	-	-	-	-
			Belgium	-	-	2	-	-	-	-	-
	Ukraine	3	Ukraine	-	-	-	-	-	3	CR	-
	Ukraine	1	Slovakia	-	-	-	-	-	1	OSD	-
	Ukraine	2	Ukraine	-	2	-	-	-	-	-	-
			Hungary	-	-	-	-	-	-	-	2
			Austria	-	-	-	-	-	-	-	2
	Uzbekistan	4	Slovakia	-	-	-	-	-	4	OSD	-
	TOTAL	33	---	0	6	9	0	0	19	---	11
TOTAL on the territory of the SR		39	---	0	6	14	0	0	21	---	11

\* e.g. documents found within the airport premises, Police unit premises, in forger's workshop etc.

\*\* The state whose document (s) (travel documents, visas, residence permits, BCSs) was (were) falsified (for example in the case of forged visa, the state which issued the visa is reported)

\*\*\* Type of fraud marked with an „x“ – a genuine passport in which no changes have been made, but they contain other counterfeit/forged/fraudulently obtained documents or BCSs.

\*\*\*\* Column "Type" – contains following abbreviations:

DL – driving license  
CSD – civil status document  
CR – criminal records  
EoE – evidence of education  
OSD – other supportive document  
OTD – other travel document

**Counterfeit, forged and fraudulently obtained BCSs detected in the 1<sup>st</sup> half of 2021 and 2022**

	1 <sup>st</sup> half of 2021			1 <sup>st</sup> half of 2022		
	Persons	BCSs		Persons	BCSs	
		False, counterfeit	Fraudulently obtained		False, counterfeit	Fraudulently obtained
Land border at BCPs – entry into SR	-	-	-	-	-	-
Land border at BCPs – departure from SR	2	4	-	-	-	-
Non-Schengen flights	-	-	-	-	-	-
Intra-Schengen flights*	-	-	-	-	-	-
Inland	3	6	-	6	11	-
<b>TOTAL on the territory of the SR</b>	<b>5</b>	<b>10</b>	<b>0</b>	<b>6</b>	<b>11</b>	<b>0</b>

\* during random on-the-spot checks

## 2.6 Refusal of Entry

Refusals of entry at the external border in the 1<sup>st</sup> half of 2021 and 2022; by reasons for refusal

Reasons for refusal	1 <sup>st</sup> half of 2021			1 <sup>st</sup> half of 2022		
	TOTAL	Thereof:		TOTAL	Thereof:	
		Land border	Airports		Land border	Airports
<b>A</b>	<b>3</b>	3	-	<b>6</b>	6	-
<b>B</b>	<b>0</b>	-	-	<b>0</b>	-	-
<b>C</b>	<b>2</b>	2	-	<b>145</b>	133	12
<b>D</b>	<b>1</b>	1	-	<b>0</b>	-	-
<b>E</b>	<b>0</b>	-	-	<b>12</b>	12	-
<b>F</b>	<b>0</b>	-	-	<b>79</b>	74	5
<b>G</b>	<b>0</b>	-	-	<b>0</b>	-	-
<b>H1</b>	<b>12</b>	12	-	<b>276</b>	270	6
<b>H2</b>	<b>1</b>	1	-	<b>1</b>	1	-
<b>I</b>	<b>77</b>	45	32	<b>131</b>	124	7
<b>TOTAL</b>	<b>96</b>	<b>64</b>	<b>32</b>	<b>650</b>	<b>620</b>	<b>30</b>

Note:

Grounds for refusal of entry in line with the Regulation (EU) 2016/399 of the European Parliament and of the Council of March 9, 2016 on a Union Code on the rules governing the movement of persons across borders (Schengen Borders Code):

- A - Has no valid travel document(s)
- B - Has a false/counterfeit/forged travel document(s)
- C - Has no valid visa or residence permit
- D - Has a false/counterfeit/forged visa or residence permit
- E - Has no appropriate documentation justifying the purpose and conditions of stay
- F - The length of stay within the territory of the Member States has already reached 90 days during the previous 180-day period
- G – Does not have sufficient means of subsistence in relation to the period and form of stay, or the means to return to the country of origin or transit
- H1 – person on whom an alert has been issued in SIS for the purpose of refusing entry
- H2 – person on whom an alert has been issued in a national registry for the purpose of refusing entry
- I - person who is considered to be a threat to public order, internal security, public health or the international relations of one or more Member States

# Refusals of entry in the 1<sup>st</sup> half of 2022

		Reasons										
		TOTAL	Thereof:									
			A	B	C	D	E	F	G	H1	H2	I
LAND BORDER	Ukraine	508	6	-	28	-	12	72	-	268	1	121
	Turkey	32	-	-	31	-	-	-	-	1	-	-
	Uzbekistan	15	-	-	15	-	-	-	-	-	-	-
	Turkmenistan	13	-	-	13	-	-	-	-	-	-	-
	Iraq	8	-	-	8	-	-	-	-	-	-	-
	Republic of Moldova	6	-	-	-	-	-	2	-	1	-	3
	Armenia	5	-	-	5	-	-	-	-	-	-	-
	Iran	5	-	-	5	-	-	-	-	-	-	-
	Algeria	3	-	-	3	-	-	-	-	-	-	-
	Azerbaijan	3	-	-	3	-	-	-	-	-	-	-
	China	3	-	-	3	-	-	-	-	-	-	-
	Egypt	3	-	-	3	-	-	-	-	-	-	-
	Pakistan	3	-	-	3	-	-	-	-	-	-	-
	Kyrgyzstan	2	-	-	2	-	-	-	-	-	-	-
	Russian Federation	2	-	-	2	-	-	-	-	-	-	-
	Georgia	1	-	-	1	-	-	-	-	-	-	-
	India	1	-	-	1	-	-	-	-	-	-	-
	Jordan	1	-	-	1	-	-	-	-	-	-	-
	Lebanon	1	-	-	1	-	-	-	-	-	-	-
	Morocco	1	-	-	1	-	-	-	-	-	-	-
	Palestine	1	-	-	1	-	-	-	-	-	-	-
	Sri Lanka	1	-	-	1	-	-	-	-	-	-	-
	Syrian Arab Republic	1	-	-	1	-	-	-	-	-	-	-
	Tunisia	1	-	-	1	-	-	-	-	-	-	-
	<b>TOTAL</b>	<b>620</b>	<b>6</b>	<b>0</b>	<b>133</b>	<b>0</b>	<b>12</b>	<b>74</b>	<b>0</b>	<b>270</b>	<b>1</b>	<b>124</b>
AIRPORTS	Ukraine	8	-	-	1	-	-	1	-	1	-	5
	North Macedonia	5	-	-	-	-	-	1	-	4	-	-
	India	3	-	-	3	-	-	-	-	-	-	-
	United Kingdom of GB and NI	3	-	-	-	-	-	3	-	-	-	-
	Israel	2	-	-	-	-	-	-	-	-	-	2
	Turkey	2	-	-	2	-	-	-	-	-	-	-
	Vanuatu	2	-	-	2	-	-	-	-	-	-	-
	Albania	1	-	-	-	-	-	-	-	1	-	-
	Haiti	1	-	-	1	-	-	-	-	-	-	-
	South Africa	1	-	-	1	-	-	-	-	-	-	-
	Nigeria	1	-	-	1	-	-	-	-	-	-	-
	Pakistan	1	-	-	1	-	-	-	-	-	-	-
	<b>TOTAL</b>	<b>30</b>	<b>0</b>	<b>0</b>	<b>12</b>	<b>0</b>	<b>0</b>	<b>5</b>	<b>0</b>	<b>6</b>	<b>0</b>	<b>7</b>
<b>TOTAL</b>		<b>650</b>	<b>6</b>	<b>0</b>	<b>145</b>	<b>0</b>	<b>12</b>	<b>79</b>	<b>0</b>	<b>276</b>	<b>1</b>	<b>131</b>

### Refusals of entry in the 1<sup>st</sup> half of 2021

		Reasons										
		TOTAL	Thereof:									
			A	B	C	D	E	F	G	H1	H2	I
LAND BORDER	Ukraine	62	2	-	2	-	-	-	-	12	1	45
	Stateless person	1	1	-	-	-	-	-	-	-	-	-
	Russian Federation	1	-	-	-	1	-	-	-	-	-	-
	<b>TOTAL</b>	<b>64</b>	<b>3</b>	<b>-</b>	<b>2</b>	<b>1</b>	<b>-</b>	<b>-</b>	<b>-</b>	<b>12</b>	<b>1</b>	<b>45</b>
AIRPORT	Ukraine	14	-	-	-	-	-	-	-	-	-	14
	United Kingdom of GB and NI	12	-	-	-	-	-	-	-	-	-	12
	Georgia	2	-	-	-	-	-	-	-	-	-	2
	Dominika	1	-	-	-	-	-	-	-	-	-	1
	Israel	1	-	-	-	-	-	-	-	-	-	1
	Canada	1	-	-	-	-	-	-	-	-	-	1
	Russian Federation	1	-	-	-	-	-	-	-	-	-	1
	<b>TOTAL</b>	<b>32</b>	<b>-</b>	<b>-</b>	<b>-</b>	<b>-</b>	<b>-</b>	<b>-</b>	<b>-</b>	<b>-</b>	<b>-</b>	<b>32</b>
<b>TOTAL</b>		<b>96</b>	<b>3</b>	<b>0</b>	<b>2</b>	<b>1</b>	<b>0</b>	<b>0</b>	<b>0</b>	<b>12</b>	<b>1</b>	<b>77</b>

**Refusal of entry of third country nationals at the external land border in the 1<sup>st</sup> half of 2022;  
by individual BCPs and reasons for refusal**

		Reasons for refusal										
		TOTAL	Thereof:									
			A	B	C	D	E	F	G	H1	H2	I
<b>Ubl'a</b>		<b>220</b>	<b>2</b>	<b>-</b>	<b>9</b>	<b>-</b>	<b>-</b>	<b>54</b>	<b>-</b>	<b>129</b>	<b>1</b>	<b>25</b>
Thereof:	Ukraine	215	2	-	8	-	-	52	-	129	1	23
	Republic of Moldova	4	-	-	-	-	-	2	-	-	-	2
	Armenia	1	-	-	1	-	-	-	-	-	-	-
<b>Vyšné Nemecké</b>		<b>375</b>	<b>4</b>	<b>0</b>	<b>124</b>	<b>0</b>	<b>10</b>	<b>13</b>	<b>0</b>	<b>134</b>	<b>0</b>	<b>90</b>
Thereof:	Ukraine	268	4	-	20	-	10	13	-	132	-	89
	Turkey	32	-	-	31	-	-	-	-	1	-	-
	Uzbekistan	15	-	-	15	-	-	-	-	-	-	-
	Turkmenistan	13	-	-	13	-	-	-	-	-	-	-
	Iraq	8	-	-	8	-	-	-	-	-	-	-
	Iran	5	-	-	5	-	-	-	-	-	-	-
	Armenia	4	-	-	4	-	-	-	-	-	-	-
	Algeria	3	-	-	3	-	-	-	-	-	-	-
	Azerbaijan	3	-	-	3	-	-	-	-	-	-	-
	China	3	-	-	3	-	-	-	-	-	-	-
	Egypt	3	-	-	3	-	-	-	-	-	-	-
	Pakistan	3	-	-	3	-	-	-	-	-	-	-
	Kyrgyzstan	2	-	-	2	-	-	-	-	-	-	-
	Republic of Moldova	2	-	-	-	-	-	-	-	1	-	1
	Russian Federation	2	-	-	2	-	-	-	-	-	-	-
	Georgia	1	-	-	1	-	-	-	-	-	-	-
	India	1	-	-	1	-	-	-	-	-	-	-
	Jordan	1	-	-	1	-	-	-	-	-	-	-
	Lebanon	1	-	-	1	-	-	-	-	-	-	-
	Morocco	1	-	-	1	-	-	-	-	-	-	-
	Palestine	1	-	-	1	-	-	-	-	-	-	-
	Sri Lanka	1	-	-	1	-	-	-	-	-	-	-
	Syrian Arab Republic	1	-	-	1	-	-	-	-	-	-	-
	Tunisia	1	-	-	1	-	-	-	-	-	-	-
<b>Veľké Slemence</b>		<b>16</b>	<b>-</b>	<b>-</b>	<b>-</b>	<b>-</b>	<b>-</b>	<b>4</b>	<b>-</b>	<b>7</b>	<b>-</b>	<b>5</b>
Thereof:	Ukraine	16	-	-	-	-	-	4	-	7	-	5
<b>Čierna nad Tisou</b>		<b>9</b>	<b>-</b>	<b>-</b>	<b>-</b>	<b>-</b>	<b>2</b>	<b>3</b>	<b>-</b>	<b>-</b>	<b>-</b>	<b>4</b>
Thereof:	Ukraine	9	-	-	-	-	2	3	-	-	-	4
<b>Maťovské Vojkovce</b>		<b>-</b>	<b>-</b>	<b>-</b>	<b>-</b>	<b>-</b>	<b>-</b>	<b>-</b>	<b>-</b>	<b>-</b>	<b>-</b>	<b>-</b>
<b>TOTAL</b>		<b>620</b>	<b>6</b>	<b>0</b>	<b>133</b>	<b>0</b>	<b>12</b>	<b>74</b>	<b>0</b>	<b>270</b>	<b>1</b>	<b>124</b>



**Refusal of entry of third country nationals at the external land border in the 1<sup>st</sup> half of 2021;  
by individual BCPs and reasons for refusal**

		Reasons for refusal										
		TOTAL	Thereof:									
			A	B	C	D	E	F	G	H1	H2	I
<b>Ubl'a</b>		<b>14</b>	-	-	1	-	-	-	-	2	1	10
Thereof:	Ukraine	14	-	-	1	-	-	-	-	2	1	10
<b>Vyšné Nemecké</b>		<b>50</b>	3	-	1	1	-	-	-	10	-	35
Thereof:	Ukraine	48	2	-	1	-	-	-	-	10	-	35
	Stateless person	1	1	-	-	-	-	-	-	-	-	-
	Russian Federation	1	-	-	-	1	-	-	-	-	-	-
<b>Veľké Slemence</b>		-	-	-	-	-	-	-	-	-	-	-
<b>Čierna nad Tisou</b>		-	-	-	-	-	-	-	-	-	-	-
<b>Maťovské Vojkovce</b>		-	-	-	-	-	-	-	-	-	-	-
<b>TOTAL</b>		<b>64</b>	<b>3</b>	<b>0</b>	<b>2</b>	<b>1</b>	<b>0</b>	<b>0</b>	<b>0</b>	<b>12</b>	<b>1</b>	<b>45</b>

**Refusal of entry of third country nationals at the external air border in the 1<sup>st</sup> half of 2022;  
by individual BCPs and reasons for refusal**

		Reasons for refusal										
		TOTAL	Thereof:									
			A	B	C	D	E	F	G	H1	H2	I
<b>Bratislava airport</b>		<b>29</b>	-	-	11	-	-	5	-	6	-	7
Thereof:	Ukraine	8	-	-	1	-	-	1	-	1	-	5
	North Macedonia	5	-	-	-	-	-	1	-	4	-	-
	India	3	-	-	3	-	-	-	-	-	-	-
	United Kingdom of GB and	3	-	-	-	-	-	3	-	-	-	-
	Israel	2	-	-	-	-	-	-	-	-	-	2
	Turkey	2	-	-	2	-	-	-	-	-	-	-
	Vanuatu	2	-	-	2	-	-	-	-	-	-	-
	Albania	1	-	-	-	-	-	-	-	1	-	-
	Haiti	1	-	-	1	-	-	-	-	-	-	-
	South Africa	1	-	-	1	-	-	-	-	-	-	-
	Nigeria	1	-	-	1	-	-	-	-	-	-	-
<b>Poprad airport</b>		-	-	-	-	-	-	-	-	-	-	-
<b>Košice airport</b>		<b>1</b>	-	-	1	-	-	-	-	-	-	-
Thereof:	Pakistan	1	-	-	1	-	-	-	-	-	-	-
<b>small airports</b>		-	-	-	-	-	-	-	-	-	-	-
<b>TOTAL</b>		<b>30</b>	<b>0</b>	<b>0</b>	<b>12</b>	<b>0</b>	<b>0</b>	<b>5</b>	<b>0</b>	<b>6</b>	<b>0</b>	<b>7</b>

**Refusal of entry of third country nationals at the external air border in the 1<sup>st</sup> half of 2021;  
by individual BCPs and reasons for refusal**

		Reasons for refusal										
		TOTAL	Thereof:									
			A	B	C	D	E	F	G	H1	H2	I
<b>Bratislava airport</b>		<b>21</b>	-	-	-	-	-	-	-	-	-	<b>21</b>
Thereof:	Ukraine	14	-	-	-	-	-	-	-	-	-	14
	Georgia	2	-	-	-	-	-	-	-	-	-	2
	United Kingdom of GB and NI	2	-	-	-	-	-	-	-	-	-	2
	Dominika	1	-	-	-	-	-	-	-	-	-	1
	Israel	1	-	-	-	-	-	-	-	-	-	1
	Russian Federation	1	-	-	-	-	-	-	-	-	-	1
<b>Poprad airport</b>		<b>2</b>	-	-	-	-	-	-	-	-	-	<b>2</b>
Thereof:	United Kingdom of GB and NI	2	-	-	-	-	-	-	-	-	-	2
<b>Košice airport</b>		<b>9</b>	-	-	-	-	-	-	-	-	-	<b>9</b>
Thereof:	United Kingdom of GB and NI	8	-	-	-	-	-	-	-	-	-	8
	Canada	1	-	-	-	-	-	-	-	-	-	1
<b>small airports</b>		<b>-</b>	-	-	-	-	-	-	-	-	-	<b>-</b>
<b>TOTAL</b>		<b>32</b>	<b>0</b>	<b>0</b>	<b>0</b>	<b>0</b>	<b>0</b>	<b>0</b>	<b>0</b>	<b>0</b>	<b>0</b>	<b>32</b>

## 2.7 Facilitation of Illegal Migration and Trafficking in Human Beings

Documented cases of Illegal migration facilitation and trafficking in human beings in the 1<sup>st</sup> half of 2021 and 2022

		1 <sup>st</sup> half of 2021	1 <sup>st</sup> half of 2022
<b>TOTAL</b>	Complaints: criminal prosecution initiated/charges pressed	37/42	69/71
	Persons: suspects/accused	99/82	145/114
	Illegal migrants/Victims	399/57	1105/59
	Offences	73	160
<b>Facilitation (§355, §356 CC)</b>	Complaints: criminal prosecution initiated/charges pressed	25/30	52/52
	Facilitators: suspects/accused	65/57	94/84
	Thereof: IBC (§355 CC)	26	60
	Marriages of convenience (§356 CC)	10	5
	Illegal work (§356 CC)	13	8
	IS on the territory of the SR, EU (§356 CC)	8	11
<b>Trafficking in human beings (§179 CC)</b>	Complaints: criminal prosecution initiated/charges pressed	12/12	17/19
	Persons: suspects/accused	34/25	51/30
	Victims	57	59

**Cases of facilitation and cases of trafficking in human beings in the 1<sup>st</sup> half of 2022; by sections of the CC**

	Complaints		Persons		Illegal migrants/victims	Illegal migrants (apprehended)	Offences	Value in €
	criminal prosecution initiated	charges pressed	Suspects	Accused				
<b>Facilitation (§355 CC)</b> organized group	-	1	3	3	22	-	6	-
<b>Facilitation (§356 CC)</b> <b>IS on the territory of the SR,EU</b> organized group	-	1	11	11	122	-	53	-
<b>Facilitation (§356 CC)</b> <b>Illegal work</b> organized group	-	-	-	-	-	-	-	-
<b>Facilitation (§355 CC)</b>	44	41	60	57	879	871	53	71 040,00
<b>Facilitation (§356 CC)</b> <b>marriages of convenience</b>	3	5	5	5	4	-	4	4 150,00
<b>Facilitation (§356 CC)</b> <b>illegal work</b>	3	4	9	8	77	-	5	-
<b>Facilitation (§356 CC)</b> <b>IS on the territory of the SR,EU</b>	2	-	6	-	1	-	2	-
<b>Facilitation TOTAL</b>	<b>52</b>	<b>52</b>	<b>94</b>	<b>84</b>	<b>1 105</b>	<b>871</b>	<b>123</b>	<b>75 190,00</b>
<b>Trafficking in human beings (§179 CC)</b> organized group	-	-	-	-	-	-	-	-
<b>Trafficking in human beings (§179 CC)</b>	17	19	51	30	59	-	37	30 260,00
<b>Trafficking in human beings TOTAL</b>	<b>17</b>	<b>19</b>	<b>51</b>	<b>30</b>	<b>59</b>	<b>0</b>	<b>37</b>	<b>30 260,00</b>
<b>TOTAL</b>	<b>69</b>	<b>71</b>	<b>145</b>	<b>114</b>	<b>1 105/59</b>	<b>871</b>	<b>160</b>	<b>105 450,00</b>

### Organized and criminal groups in cases recorded by NUCIM in the 1<sup>st</sup> half of 2022

	Complaints		Persons	
	criminal prosecution initiated	charges pressed	suspects	accused
<b>Facilitation §355 CC</b> organized group	-	1	3	3
<b>Facilitation §356 CC</b> <b>IS on the territory of the SR,EU</b> organized group	-	1	11	11
<b>Facilitation - §356 CC</b> <b>Illegal work</b> organized work	-	-	-	-
<b>Trafficking in human beings</b> <b>§179 CC – organized group</b>	-	-	-	-
<b>TOTAL</b>	<b>0</b>	<b>2</b>	<b>14</b>	<b>14</b>

### Cases of facilitation in the 1<sup>st</sup> half of 2022; by the place of detection processed by NUCIM (§355,356 CC)

			Complaints		Persons		Illegal migrants	
			criminal prosecution initiated	charges pressed	Suspects	Accused	TOTAL	apprehended
External border	Land border	§ 355 TZ	4	4	9	8	36	6
		§ 356 TZ	-	-	-	-	-	-
	Airports		-	-	-	-	-	-
External border in TOTAL			4	4	9	8	36	6
Internal border §355 CC	Austria		10	10	18	18	453	453
	Hungary		25	24	31	30	329	329
	Czechia		2	2	2	2	14	14
	Poland		-	-	-	-	-	-
Internal border §355 CC in TOTAL			37	36	51	50	796	796
Inland §355, 356 CC	§355 CC	Facilitation	3	2	3	2	69	69
	§356 CC	Marriage of convenience	1	1	1	1	1	-
		Illegal work	3	4	9	8	77	-
		Other cases of IS on the territory of the SR	2	1	17	11	123	-
Inland §355, 356 CC in TOTAL			9	8	30	22	270	69
Member states §356 CC (marriage of convenience, IS on the territory of the EU) in TOTAL			1	2	2	2	2	0
Non EU countries (United Kingdom) §356 CC (marriages of convenience) in TOTAL			1	2	2	2	1	0
TOTAL			52	52	94	84	1105	871

## Nationality of facilitators and illegal migrants in the 1<sup>st</sup> half of 2022 - facilitation

Facilitators		
Nationality	Suspects Persons	Accused Persons
Slovakia	34	34
Ukraine	20	20
Stateless person	10	0
Republic of Moldova	7	7
Romania	4	4
Serbia	4	4
Czechia	3	3
Syrian Arab Republic	3	3
Turkey	3	3
Bosna a Hercegovina	1	1
Kyrgyzstan	1	1
Hungary	1	1
Morocco	1	1
Russian Federation	1	1
Uzbekistan	1	1
---	-	-
<b>TOTAL</b>	<b>94</b>	<b>84</b>

Illegal migrants		
Nationality	Facilitated	Thereof apprehended
Afghanistan	522	516
Syrian Arab Republic	224	224
Iran	122	0
Ukraine	81	4
Pakistan	42	35
Turkey	30	30
India	23	12
Stateless person	21	21
Tunisia	21	21
Uzbekistan	8	0
Yemen	5	5
Egypt	2	2
China	1	0
Iraq	1	1
Kyrgyzstan	1	0
Serbia	1	0
<b>TOTAL</b>	<b>1 105</b>	<b>871</b>

## Nationality of offenders and victims in the 1<sup>st</sup> half of 2022 - trafficking in human beings

Offenders		
Nationality	Suspects Persons	Accused Persons
Slovakia	26	28
Stateless person	23	-
Germany	1	1
Turkey	1	1
<b>TOTAL</b>	<b>51</b>	<b>30</b>

Victims	
Nationality	Number
Slovakia	59
---	-
---	-
---	-
<b>TOTAL</b>	<b>59</b>

Note:

**Facilitation** - criminal offences according to §355,356 of the Criminal Code (300/2005 Coll.) - (disaggregated by marriages of convenience, illegal work and employment and other cases of IS on the territory of the SR);

**Complaints (criminal prosecution initiated)** - all complaints (resolutions) leading to the commencement of the criminal prosecution in accordance with the Regulation of the MOI no. 53/2009 issued by NUCIM;

**Complaints (indictment/charges pressed)** - resolutions where the investigator has pressed charges under §206 par.1 of the Criminal Procedure Code (301/2005 Coll.);

**Suspects - (Slovak Criminal Procedure Code does not formally recognize between a suspect and an accused, but it provides certain rights to such persons. It also stipulates that a reasonably suspected person shall be formally accused.)** Persons who are mentioned within the issued resolution on the commencement of the criminal prosecution under §199 par.1 of the Criminal Procedure Code;

**Accused persons** - Given reasonable grounds, a conclusion and a resolution under §206 par.1 of the Criminal Procedure Code that a certain person has committed an offence - for the purposes of this document - of facilitation;

**Illegal migrants (in general)** - person(s) who is neither a citizen of the SR nor person(s) with permanent residence in the territory of the SR, and who has used the services of facilitators according to the §355 CC, also person(s) who is not a citizen(s) of the SR, of another MS nor a citizen(s) of the European Economic Area member state and who has also used the services of facilitators under the §356 CC and is mentioned within the issued resolution on the commencement of criminal prosecution under §199 par.1 or within the resolution to press charges according to §206 par.1 of the Criminal Procedure Code,

**Illegal migrants (apprehended)** - persons as mentioned above, who have used services of facilitators and who were physically apprehended by a Police Force unit;

**Offence** - according to §179 of the Criminal Procedure Code an offence is also understood as a partial attack of a continuing offence unless otherwise stated;

**Trafficking in human beings** - criminal offences according to §179 CC - (disaggregated by sexual and labor exploitation, forced begging, marriages, etc.);

**Victims of Trafficking in human beings** - persons who were, even with their consent or under false pretenses or otherwise, tricked, deprived of their personal freedoms, transported, handed over, kidnapped, threatened (with) violence or grievous bodily harm, or with other forms of coercion, including promises or offerings of monetary gains or other potential benefits;

## 2.8 Return Policy and Persons taken over to the SR

### 2.8.1 Readmission

#### Overview of persons handed and taken over according to Readmission Agreements in the 1<sup>st</sup> half of 2021 and 2022

Country of readmission	1 <sup>st</sup> half of 2021				1 <sup>st</sup> half of 2022			
	Illegal migration		Other		Illegal migration		Other	
	Persons readmitted (from SR)	Persons admitted (to SR)	Persons readmitted (from SR)	Persons admitted (to SR)	Persons readmitted (from SR)	Persons admitted (to SR)	Persons readmitted (from SR)	Persons admitted (to SR)
Ukraine	52	4	-	-	15	3	-	-
Hungary	-	-	-	-	37	-	-	1
Czechia	-	3	-	-	-	1	-	-
Poland	-	11	-	-	-	-	-	-
Austria	-	-	-	-	-	3	-	-
<b>TOTAL</b>	<b>52</b>	<b>18</b>	<b>0</b>	<b>0</b>	<b>52</b>	<b>7</b>	<b>0</b>	<b>1</b>

Note:

**Illegal Migration** – this category includes persons taken and handed over under the readmission agreements within the referenced period, regardless of the period in which they were apprehended for illegal migration by an authority of the SR or another country.

**Other** – this category includes persons taken and handed over under the readmission agreements within the referenced period, who were not apprehended for illegal migration on the territory of the SR and at the time of readmission their stay in the SR or another MS was legal.

- „Persons readmitted (from SR)“ – this category includes persons who were convicted of an offence that does not involve illegal migration (e.g. theft) and were sentenced by a court to judicial removal from the territory of the SR and therefore were handed over to the territory of another MS in which they were permitted to stay.

- „Persons admitted (to the SR)“ – this category includes persons who were returned from the territory of a MS because of their IS and who are permitted to stay on the territory of the SR.

#### Overview of persons readmitted from the territory of the SR under Readmission Agreements related to illegal migration in the 1<sup>st</sup> half of 2022

Nationality	TOTAL	Thereof:	
		Hungary	Ukraine
Afghanistan	30	26	4
Syrian Arab Republic	12	9	3
Turkey	4	2	2
Republic of Moldova	2	-	2
Egypt	1	-	1
Iraq	1	-	1
Mongolia	1	-	1
Uzbekistan	1	-	1
<b>TOTAL</b>	<b>52</b>	<b>37</b>	<b>15</b>

**Overview of persons readmitted from the territory of the SR under Readmission Agreements related to illegal migration in the 1<sup>st</sup> half of 2021**

Nationality	TOTAL	Thereof:
		Ukraine
Bangladesh	7	7
Turkey	7	7
Dominican Republic	6	6
Syrian Arab Republic	6	6
Ukraine	6	6
Iraq	5	5
India	4	4
Libya	4	4
Georgia	3	3
Nepal	2	2
Eritrea	1	1
Morocco	1	1
<b>TOTAL</b>	<b>52</b>	<b>52</b>

**Overview of persons admitted to the SR under Readmission Agreements related to illegal migration in the 1<sup>st</sup> half of 2022**

Nationality	TOTAL	Thereof:		
		Austria	Ukraine	Czechia
Egypt	2	2	-	-
Russian Federation	2	-	2	-
Germany	1	-	1	-
Sudan	1	1	-	-
Syrian Arab Republic	1	-	-	1
<b>TOTAL</b>	<b>7</b>	<b>3</b>	<b>3</b>	<b>1</b>

**Overview of persons admitted to the SR under Readmission Agreements related to illegal migration in the 1<sup>st</sup> half of 2021**

Nationality	TOTAL	Thereof:		
		Poland	Ukraine	Czechia
India	11	10	-	1
Pakistan	3	1	-	2
Czechia	2	-	2	-
Germany	1	-	1	-
Poland	1	-	1	-
<b>TOTAL</b>	<b>18</b>	<b>11</b>	<b>4</b>	<b>3</b>



## 2.8.2 Voluntary returns

Overview of effective voluntary returns in the 1<sup>st</sup> half of 2022; by country of return and Project type

Country of return	TOTAL	Thereof:		
		Project „C“	Project „I“	IS of third country nationals after leaving Ukraine
Georgia	3	3	-	-
Viet Nam	3	3	-	-
Nigeria	1	-	-	1
<b>TOTAL</b>	<b>7</b>	<b>6</b>	<b>0</b>	<b>1</b>

Overview of effective voluntary returns in the 1<sup>st</sup> half of 2021; by country of return and Project type

Country of return	TOTAL	Thereof:	
		Project „C“	Project „I“
Serbia	3	3	-
Ukraine	1	1	-
<b>TOTAL</b>	<b>4</b>	<b>4</b>	<b>0</b>

Data source: International Organization for Migration (IOM)

Note:

**Voluntary returns** - this category includes returns of foreigners from the PDCF, from the asylum facilities of the MOI and foreigners residing on the territory of the SR, outside the facilities of the MOI.

**Project „C“** - Cooperation Agreement between the IOM and the MOI to assist the return of unsuccessful asylum seekers and illegal migrants to their country of origin.

**Project „I“** – Voluntary return and reintegration in the country of origin (realization 1.1.2020 – 31.12.2021)

## 2.8.3 Dublin Transfers

### Dublin Transfers carried out under the Regulation (EU) 604/2013 in the 1<sup>st</sup> half of 2021 and 2022

	1 <sup>st</sup> half of 2021	1 <sup>st</sup> half of 2022
Persons admitted to the SR	15	5
Persons readmitted from the SR	72	9

**Note:**

Persons admitted and readmitted under the Dublin Regulation within the reference period, regardless of the period in which they were apprehended for illegal migration by an authority of the SR or another country and regardless of whether or not they were issued with an administrative or judicial expulsion (removal) decision.

**Effective transfers under the Dublin Regulation** - If the SR readmits the third country national to another MS which is competent to issue a decision in the asylum procedure, or if the SR admits a third country national from another MS because it is competent to decide in the asylum procedure.

### Persons admitted to the SR from individual countries under the Dublin Regulation in the 1<sup>st</sup> half of 2022; by nationality

Nationality	TOTAL	Taken over from:	
		AT	IT
Morocco	4	4	-
Pakistan	1	-	1
<b>TOTAL</b>	<b>5</b>	<b>4</b>	<b>1</b>

### Persons admitted to the SR from individual countries under the Dublin Regulation in the 1<sup>st</sup> half of 2021; by nationality

Nationality	TOTAL	Taken over from:				
		AT	CZ	DE	NL	NO
Afghanistan	5	4	1	-	-	-
Morocco	4	4	-	-	-	-
Algeria	3	2	-	-	1	-
Iraq	1	-	-	1	-	-
Palestine	1	1	-	-	-	-
Syrian Arab Republic	1	-	-	-	-	1
<b>TOTAL</b>	<b>15</b>	<b>11</b>	<b>1</b>	<b>1</b>	<b>1</b>	<b>1</b>

**Persons readmitted from the SR to individual countries under the Dublin Regulation in the 1<sup>st</sup> half of 2022; by nationality**

Nationality	TOTAL	Thereof handed over to:				
		RO	AT	DE	CH	NL
Afghanistan	5	5	-	-	-	-
Algeria	1	-	-	-	-	1
Iraq	1	-	-	1	-	-
Somalia	1	-	-	-	1	-
Syrian Arab Republic	1	-	1	-	-	-
<b>TOTAL</b>	<b>9</b>	<b>5</b>	<b>1</b>	<b>1</b>	<b>1</b>	<b>1</b>

**Persons readmitted from the SR to individual countries under the Dublin Regulation in the 1<sup>st</sup> half of 2021; by nationality**

Nationality	TOTAL	Thereof handed over to:			
		RO	AT	IT	NL
Afghanistan	45	45	-	-	-
Syrian Arab Republic	10	10	-	-	-
Pakistan	9	8	1	-	-
Algeria	2	1	1	-	-
Morocco	2	2	-	-	-
Nigeria	2	-	-	2	-
Georgia	1	-	-	-	1
India	1	1	-	-	-
<b>TOTAL</b>	<b>72</b>	<b>67</b>	<b>2</b>	<b>2</b>	<b>1</b>

---

AT- Austria      NL - Netherlands  
CZ - Czechia    NO - Norway  
CH - Switzerland RO – Romania  
DE - Germany    SE – Sweden  
IT - Italy

## 2.8.4 Police Detention Centers for Foreigners

Number of foreigners who were placed in the PDCF Medved'ov and Sečovce in the 1<sup>st</sup> half of 2022; by nationality

Nationality	Number of foreigners placed	PDCF Medved'ov	PDCF Sečovce
Tunisia	284	248	36
Syrian Arab Republic	209	150	59
Morocco	166	142	24
Afghanistan	58	39	19
Algeria	20	18	2
India	18	18	-
Pakistan	18	13	5
Turkey	18	8	10
Yemen	11	7	4
Serbia	9	7	2
Iraq	8	7	1
Egypt	6	4	2
Libya	6	6	-
Palestine	4	4	-
Ukraine	4	3	1
Bosnia and Herzegovina	3	3	-
Georgia	3	3	-
Russian Federation	3	3	-
Sudan	3	3	-
Guinea	2	2	-
Haiti	2	2	-
Cameroon	2	2	-
Republic of Moldova	2	1	1
Eritrea	1	1	-
Gabon	1	-	1
Gambia	1	1	-
Guinea-Bissau	1	1	-
Iran	1	1	-
Democratic Republic of the Congo	1	1	-
Mongolia	1	-	1
Senegal	1	1	-
North Macedonia	1	1	-
Somalia	1	1	-
Viet Nam	1	1	-
<b>TOTAL</b>	<b>870</b>	<b>702</b>	<b>168</b>

**Number of foreigners who were placed in the PDCF Medved'ov and Sečovce in the 1<sup>st</sup> half of 2021; by nationality**

Nationality	Number of foreigners placed	PDCF Medved'ov	PDCF Sečovce
Afghanistan	156	61	95
Morocco	69	52	17
Pakistan	22	9	13
Algeria	17	6	11
Syrian Arab Republic	7	4	3
India	6	3	3
Cameroon	6	5	1
Serbia	6	6	-
Sri Lanka	5	-	5
Bosnia and Herzegovina	3	3	-
Libya	3	-	3
Bangladesh	2	2	-
Ghana	2	2	-
Georgia	2	1	1
Iraq	2	1	1
Comoros	2	1	1
Nigeria	2	2	-
Tunisia	2	1	1
Turkey	2	2	-
Albania	1	1	-
Egypt	1	1	-
Iran	1	1	-
Democratic Republic of the Congo	1	1	-
North Macedonia	1	1	-
United States of America	1	-	1
Togo	1	-	1
Ukraine	1	1	-
<b>TOTAL</b>	<b>324</b>	<b>167</b>	<b>157</b>

Note:

**Number of foreigners placed:** one person counted once only

**Number of foreigners released from PDCF Medved'ov and Sečovce in the 1<sup>st</sup> half of 2022;  
by nationality**

Nationality	Number of released foreigners	PDCF Medved'ov	PDCF Sečovce
Tunisia	247	237	10
Syrian Arab Republic	241	164	77
Morocco	160	129	31
Afghanistan	53	25	28
Algeria	23	20	3
India	16	10	6
Yemen	10	6	4
Iraq	6	5	1
Palestine	6	3	3
Sudan	6	5	1
Egypt	5	5	-
Pakistan	5	4	1
Libya	4	4	-
Gambia	2	2	-
Haiti	2	-	2
Serbia	2	-	2
Eritrea	1	-	1
Guinea-Bissau	1	1	-
Iran	1	1	-
Jordan	1	1	-
Congo	1	1	-
Democratic Republic of the Congo	1	1	-
Republic of Moldova	1	-	1
Russian Federation	1	1	-
Senegal	1	1	-
Tajikistan	1	-	1
Ukraine	1	-	1
<b>TOTAL</b>	<b>799</b>	<b>626</b>	<b>173</b>

**Number of foreigners released from PDCF Medved'ov and Sečovce in the 1<sup>st</sup> half of 2021;  
by nationality**

Nationality	Number of released foreigners	PDCF Medved'ov	PDCF Sečovce
Afghanistan	157	47	110
Morocco	53	42	11
Syrian Arab Republic	38	19	19
Algeria	17	7	10
Pakistan	15	3	12
Bangladesh	5	2	3
Cameroon	5	-	5
Tunisia	4	3	1
Ghana	2	2	-
Iran	2	1	1
Comoros	2	1	1
Egypt	1	1	-
India	1	1	-
Libya	1	-	1
Germany	1	-	1
Togo	1	-	1
Somalia	1	1	-
United States of America	1	-	1
<b>TOTAL</b>	<b>307</b>	<b>130</b>	<b>177</b>

Note:

**Number of released foreigners:** number of foreigners released for the reasons under Art. 90 Par. 2(b) of the Act on the Residence of Foreigners (a person counts only once).

## 2.8.5 Return Decisions and their Enforcement

### Overview of return decisions issued in the 1<sup>st</sup> half of 2022

Nationality	TOTAL	Illegal migration		Other	
		AR	JR	AR	JR
Tunisia	276	272	4	-	-
Syrian Arab Republic	191	191	-	-	-
Morocco	134	134	-	-	-
Ukraine	58	25	12	2	19
Turkey	22	22	-	-	-
Afghanistan	20	20	-	-	-
Algeria	17	17	-	-	-
India	15	15	-	-	-
Serbia	14	9	3	1	1
Yemen	10	10	-	-	-
Georgia	9	4	3	1	1
Pakistan	8	8	-	-	-
Egypt	7	7	-	-	-
Iraq	7	7	-	-	-
Viet Nam	7	6	1	-	-
Uzbekistan	6	6	-	-	-
Bosnia and Herzegovina	5	4	-	1	-
Libya	4	4	-	-	-
Republic of Moldova	4	4	-	-	-
Palestine	4	4	-	-	-
Russian Federation	3	1	-	2	-
Sudan	3	3	-	-	-
Belarus	2	-	2	-	-
Guinea	2	2	-	-	-
Cameroon	2	2	-	-	-
North Macedonia	2	-	1	-	1
Albania	1	1	-	-	-
Bulgaria	1	-	-	-	1
Eritrea	1	1	-	-	-
Gambia	1	1	-	-	-
Guinea-Bissau	1	1	-	-	-
Iran	1	1	-	-	-
Democratic Republic of the Congo	1	1	-	-	-
Kosovo	1	1	-	-	-
Latvia	1	-	-	-	1
Mongolia	1	1	-	-	-
Nigeria	1	1	-	-	-
Poland	1	-	-	-	1
Romania	1	-	-	-	1
Senegal	1	1	-	-	-
<b>TOTAL</b>	<b>846</b>	<b>787</b>	<b>26</b>	<b>7</b>	<b>26</b>



## Overview of return decisions issued in the 1<sup>st</sup> half of 2021

Nationality	TOTAL	Illegal migration		Other	
		AR	JR	AR	JR
Ukraine	108	71	14	3	20
Morocco	56	55	1	-	-
Serbia	27	20	5	-	2
Syrian Arab Republic	23	22	1	-	-
Georgia	10	10	-	-	-
India	9	9	-	-	-
Algeria	8	8	-	-	-
Bangladesh	8	8	-	-	-
Turkey	8	8	-	-	-
Bosnia and Herzegovina	7	6	1	-	-
Dominican Republic	6	6	-	-	-
Iraq	5	5	-	-	-
Sri Lanka	5	5	-	-	-
Libya	4	4	-	-	-
Afghanistan	3	3	-	-	-
China	2	2	-	-	-
Nepal	2	2	-	-	-
North Macedonia	2	-	1	1	-
Tunisia	2	2	-	-	-
Albania	1	1	-	-	-
Montenegro	1	1	-	-	-
Eritrea	1	1	-	-	-
Iran	1	1	-	-	-
Cameroon	1	1	-	-	-
Democratic Republic of the Congo	1	1	-	-	-
Nigeria	1	-	1	-	-
Palestine	1	1	-	-	-
Austria	1	-	-	-	1
Romania	1	-	-	-	1
Russian Federation	1	-	1	-	-
United States of America	1	1	-	-	-
Viet Nam	1	1	-	-	-
<b>TOTAL</b>	<b>308</b>	<b>255</b>	<b>25</b>	<b>4</b>	<b>24</b>

### Note:

Overview on return decisions being issued shows the number of decisions on AR and JR issued to foreigners within the reference period (one person may be subject to more than one decision), regardless of when were the foreigners detained (regardless of the validity of the decision)

- **Illegal migration AR/JR** – foreigners to whom a decision on AR/JR has been issued for the reasons related to illegal migration (i.e. IBC and IS)
- **Other** – foreigners to whom a decision on AR/JR has been issued for the reasons, which do not relate to illegal migration (e.g. theft)

Nationality listed in the overview above is the nationality that the foreigner stated/reported during the removal procedure.

### Returns carried out in the 1<sup>st</sup> half of 2022

Nationality	TOTAL	AR		JR	
		illegal migration	other	illegal migration	other
Ukraine	42	10	1	12	19
Turkey	18	18	-	-	-
Serbia	8	4	-	3	1
Georgia	7	3	-	3	1
Tunisia	5	4	-	1	-
Afghanistan	4	4	-	-	-
Armenia	3	-	3	-	-
Bosnia and Herzegovina	3	3	-	-	-
Republic of Moldova	3	3	-	-	-
Syrian Arab Republic	3	3	-	-	-
Belarus	2	-	-	2	-
Cameroon	2	1	-	1	-
Latvia	2	-	-	-	2
North Macedonia	2	-	-	1	1
Viet Nam	4	3	-	1	-
Albania	1	1	-	-	-
Bulgaria	1	-	-	-	1
Egypt	1	1	-	-	-
India	1	-	-	-	1
Iraq	1	1	-	-	-
Morocco	1	1	-	-	-
Mongolia	1	1	-	-	-
Nigeria	1	1	-	-	-
Poland	1	-	-	-	1
Romania	1	-	-	-	1
United States of America	1	1	-	-	-
Uzbekistan	1	1	-	-	-
<b>TOTAL</b>	<b>120</b>	<b>64</b>	<b>4</b>	<b>24</b>	<b>28</b>

### Returns carried out in the 1<sup>st</sup> half of 2021

Nationality	TOTAL	AR		JR	
		illegal migration	other	illegal migration	other
Ukraine	74	39	1	14	20
Serbia	10	5	-	4	1
Turkey	9	7	-	2	-
Bangladesh	7	7	-	-	-
Dominican Republic	6	6	-	-	-
Syrian Arab Republic	6	6	-	-	-
Iraq	5	5	-	-	-
Georgia	4	4	-	-	-
India	4	4	-	-	-
Libya	4	4	-	-	-
Bosnia and Herzegovina	3	1	-	2	-
Algeria	2	2	-	-	-
Czechia	2	-	-	-	2
Morocco	2	2	-	-	-
Nepal	2	2	-	-	-
Afghanistan	1	1	-	-	-
Albania	1	1	-	-	-
Eritrea	1	1	-	-	-
Iran	1	1	-	-	-
Romania	1	-	-	-	1
<b>TOTAL</b>	<b>145</b>	<b>98</b>	<b>1</b>	<b>22</b>	<b>24</b>

**Note:**

These overviews contain the number of all administrative and judicial decision from the SR that were carried out (regardless whether it was voluntary or forced) within the respective time period, regardless of when were the foreigners detained and regardless of when was the decision on AR/JR issued. Tables also include those AR/JR decision which were issued by another MS. Nationality listed is the one valid at the time of the AR/JR decision being carried out.

**Return decisions carried out from the territory of the SR in the 1<sup>st</sup> half of 2021 and 2022;  
by country of return**

	TOTAL	ILLEGAL MIGRATION		OTHER	
		to a third country	to a MS	to a third country	to a MS
<b>1<sup>st</sup> half of 2021</b>	<b>145</b>	116	4	22	3
<b>1<sup>st</sup> half of 2022</b>	<b>120</b>	81	7	13	19

**Returns from the territory of the SR to a third country carried out in the 1<sup>st</sup> half of 2022;  
by the type of return**

Nationality	TOTAL	FORCED RETURNS			VOLUNTARY RETURNS		
		via external land border	via internal land border	by air	Voluntary departure		Assisted voluntary return (IOM)
					After fulfilling the obligation to depart from the SR	At BCPs on exit	
Ukraine	20	15	-	-	5	-	-
Turkey	16	2	1	3	-	-	10
Serbia	7	-	6	1	-	-	-
Georgia	5	-	1	1	-	-	3
Tunisia	5	-	-	5	-	-	-
Afghanistan	4	4	-	-	-	-	-
Bosnia and Herzegovina	3	-	1	2	-	-	-
Republic of Moldova	3	2	1	-	-	-	-
Syrian Arab Republic	3	3	-	-	-	-	-
Cameroon	2	-	-	2	-	-	-
Viet Nam	4	-	-	1	-	-	3
Albania	1	-	-	1	-	-	-
Egypt	1	1	-	-	-	-	-
Iraq	1	1	-	-	-	-	-
Morocco	1	-	-	1	-	-	-
Mongolia	1	1	-	-	-	-	-
Nigeria	1	-	-	-	-	-	1
North Macedonia	1	-	1	-	-	-	-
United States of America	1	-	-	1	-	-	-
Uzbekistan	1	1	-	-	-	-	-
<b>TOTAL</b>	<b>81</b>	<b>30</b>	<b>11</b>	<b>18</b>	<b>5</b>	<b>0</b>	<b>17</b>

**Returns from the territory of the SR to a third country carried out in the 1<sup>st</sup> half of 2021;  
by the type of return**

Nationality	TOTAL	FORCED RETURNS				VOLUNTARY RETURNS		
		via external land border	via internal land border	by air	joint flights 2004/ /573/ES	Voluntary departure		Assisted voluntary return (IOM)
						After fulfilling the obligation to depart from the SR	At BCPs on exit	
Ukraine	53	28	-	-	-	23	1	1
Turkey	9	7	-	2	-	-	-	-
Serbia	8	-	1	4	-	-	-	3
Bangladesh	7	7	-	-	-	-	-	-
Dominican Republic	6	6	-	-	-	-	-	-
Syrian Arab Republic	6	6	-	-	-	-	-	-
Iraq	5	5	-	-	-	-	-	-
Georgia	4	3	-	1	-	-	-	-
India	4	4	-	-	-	-	-	-
Libya	4	4	-	-	-	-	-	-
Bosnia and Herzegovina	3	-	-	3	-	-	-	-
Nepal	2	2	-	-	-	-	-	-
Afghanistan	1	-	-	-	1	-	-	-
Albania	1	-	-	1	-	-	-	-
Eritrea	1	1	-	-	-	-	-	-
Iran	1	-	1	-	-	-	-	-
Morocco	1	1	-	-	-	-	-	-
<b>TOTAL</b>	<b>116</b>	<b>74</b>	<b>2</b>	<b>11</b>	<b>1</b>	<b>23</b>	<b>1</b>	<b>4</b>

Note:

**Forced return to the third country** is an enforcement of a decision on administrative or judiciary removal by an escort carried out by the unit of the Police force: a) via external land border, b) via internal land border or c) by air to the third country. Such a case can may also be a case of readmission, if the person is being handed over (readmitted) in accordance with a readmission agreement.

**Voluntary departure to the third country is a)** a voluntary fulfillment of the obligation to depart from the territory of the SR within the period given in the decision on AR/JR due to IS detected inland (fulfillment of such obligation is recorded at the BCP) or **b)** to leave the territory of the SR due to IS detected at the BCP during the departure from the SR, for which a decision on AR has been (to be) issued.

**Returns carried out from the territory of the SR to another MS in the 1<sup>st</sup> half of 2022; by the type of return**

Nationality	TOTAL	Readmission	Dublin regulation	Another method of enforcement
Belarus	2	-	-	2
Turkey	2	2	-	-
Ukraine	2	-	-	2
Georgia	1	-	-	1
<b>TOTAL</b>	<b>7</b>	<b>2</b>	<b>0</b>	<b>5</b>

**Returns carried out from the territory of the SR to another MS in the 1<sup>st</sup> half of 2021; by the type of return**

Nationality	TOTAL	Readmission	Dublin regulation	Another method of enforcement
Algeria	2	-	-	2
Morocco	1	-	-	1
Serbia	1	-	-	1
<b>TOTAL</b>	<b>4</b>	<b>0</b>	<b>0</b>	<b>4</b>

Note:

Types of return in accordance with readmission agreements and Dublin regulation are considered **as forced returns**.

Returns carried out in accordance with the Dublin regulation refer to only those Dublin transfers from the SR, where a decision on administrative or judicial return has been issued to the foreigner.

**Another method of enforcement** - an administrative or judicial return can be carried out as follows:

- a) by means of a police escort to the territory of another MS, that is if the foreigner to whom the return (AR,JR) has been issued has a valid residence permit or is authorized to stay on the territory of that MS (country of return) or on the grounds of a European Arrest Warrant
- b) by voluntarily fulfilling the obligation to depart from the territory of the SR within the period stated in the decision on AR to a MS out of the Schengen area due to (on a basis of) the detection of IS at the BCP when departing from the territory of the SR or Inland.

## 2.9 Unauthorized Transport of Cigarettes through the External Border

Overview on the number of detected and seized smuggled cigarettes through the external border (§279 CC) in the 1<sup>st</sup> half of 2022; by individual months

Month	TOTAL number of cigarettes	Land border			Airports		
		TOTAL	Thereof:		TOTAL	Thereof:	
			from SR	to SR		from SR	to SR
January	8 520	8 520	-	8 520	-	-	-
February	12 000	12 000	-	12 000	-	-	-
March	400	400	-	400	-	-	-
April	0	-	-	-	-	-	-
May	0	-	-	-	-	-	-
June	0	-	-	-	-	-	-
<b>TOTAL</b>	<b>20 920</b>	<b>20 920</b>	<b>0</b>	<b>20 920</b>	<b>0</b>	<b>0</b>	<b>0</b>

Smuggled cigarettes detected in the 1<sup>st</sup> half of 2022; by place of detection

	Number of cases	Number of cigarettes	Value in €
<b>Cigarettes detected at BCPs</b>	<b>1</b>	<b>8 520</b>	<b>1 484,98</b>
Thereof: On a person	1	8 520	1 484,98
<b>Cigarettes detected Inland</b>	<b>3</b>	<b>12 400</b>	<b>1 521,55</b>
In a forest	2	12 000	1 491,62
On a person	1	400	29,93
<b>TOTAL</b>	<b>4</b>	<b>20 920</b>	<b>3 006,53</b>

Smuggled cigarettes detected in the 1<sup>st</sup> half of 2022; by individual units of DBFP Sobrance and by place of detection/seizure

	Number of cases	Number of cigarettes	Value in €
<b>BCU PF Zboj</b>	-	-	-
<b>BCU PF Ulič</b>	-	-	-
<b>BCU PF Vyšné Nemecké</b>	<b>2</b>	<b>12 000</b>	<b>1 491,62</b>
Thereof: In a forest	2	12 000	1 491,62
<b>BCU PF Ubľa</b>	-	-	-
<b>BCU PF Podhorod'</b>	<b>1</b>	<b>400</b>	<b>29,93</b>
Thereof: On a person	1	400	29,93
<b>BCU PF Petrovce</b>	-	-	-
<b>BCU PF Maťovské Vojkovce</b>	<b>1</b>	<b>8 520</b>	<b>1 484,98</b>
Thereof: On a person	1	8 520	1 484,98
<b>BCU PF Veľké Slemence</b>	-	-	-
<b>BCU PF Čierna nad Tisou</b>	-	-	-
<b>MIU PF DBFP Sobrance</b>	-	-	-
<b>TOTAL</b>	<b>4</b>	<b>20 920</b>	<b>3 006,53</b>

## 2.10 Hits in Police Databases

Overview of the number of apprehended persons, vehicles and items on the basis of searches in police databases in the 1<sup>st</sup> half of 2022

			TOTAL	Thereof:			
				DBFP Bratislava	DBFP B. Bystrica	DBFP Prešov	DBFP Sobrance
Persons	TOTAL		1 194	83	19	51	1 041
	SIS	Third country nationals	1018	30	17	8	963
		EU nationals (registrations)	90	35	1	14	40
	PATROS and INTERPOL	Third country nationals	39	2	1	3	33
		EU nationals (registrations)	47	16	0	26	5
means of transport	TOTAL		19	0	0	0	19
	PATRMV a INTERPOL		3	-	-	-	3
	SIS		16	-	-	-	16
items (incl. documents)	TOTAL		497	45	4	46	402
	PATRDOC a INTERPOL		321	42	1	44	234
	SIS		176	3	3	2	168
persons, means of transport and items	TOTAL		28	0	0	0	28
	IBO		28	-	-	-	28

Overview of the number of apprehended persons, vehicles and items on the basis of searches in police databases in the 1<sup>st</sup> half of 2021

			TOTAL	Thereof:			
				DBFP Bratislava	DBFP B. Bystrica	DBFP Prešov	DBFP Sobrance
Persons	TOTAL		146	15	1	20	110
	SIS	Third country nationals	95	5	1	6	83
		EU nationals (registrations)	33	6	-	5	22
	PATROS a INTERPOL	Third country nationals	6	-	-	2	4
		EU nationals (registrations)	12	4	-	7	1
means of transport	TOTAL		13	0	0	0	13
	PATRMV a INTERPOL		0	-	-	-	-
	SIS		13	-	-	-	13
items (incl. Documents)	TOTAL		390	34	0	26	330
	PATRDOC a INTERPOL		288	29	-	24	235
	SIS		102	5	-	2	95
persons, means of transport and items	TOTAL		4	0	0	0	4
	IBO		4	-	-	-	4





### Processed by:

Risk Analysis and Coordination Department  
Bureau of Border and Foreign Police  
Presidium of the Police Force

Ružinovská 1/B, 812 72 Bratislava  
Tel: +421961050770, Fax: +421961059170  
Email: [uhcp@minv.sk](mailto:uhcp@minv.sk)  
[oark.uhcp@minv.sk](mailto:oark.uhcp@minv.sk)  
Internet: <http://www.minv.sk/?rocenky>  
Intranet: <http://info.minv.sk/pz/uhcp/>