

**Presidium of the Police Force  
Bureau of Border and Foreign Police**

# **Statistical Overview of Legal and Illegal Migration in the Slovak Republic**



**2022**

## CONTENT

<b>1</b>	<b>LEGAL MIGRATION.....</b>	<b>6</b>
1.1	Legal Migration by Border Type .....	6
1.2	Stay of Foreigners in the Slovak Republic.....	8
1.3	Visa.....	20
<b>2</b>	<b>ILLEGAL MIGRATION.....</b>	<b>27</b>
2.1	Illegal Crossing of the State Border of the Slovak Republic.....	33
2.2	Illegal stay on the territory of the Slovak Republic .....	42
2.3	Unaccompanied Minors Apprehended for IBC and IS .....	69
2.4	Asylum Applications.....	71
2.5	Forgery and alteration of travel, residence and other documents .....	75
2.6	Refusal of Entry .....	79
2.7	Facilitation of Illegal Migration and Trafficking in Human Beings .....	87
2.8	Return Policy and Persons taken over to the SR.....	92
2.8.1	Readmission .....	92
2.8.2	Voluntary returns.....	95
2.8.3	Dublin Transfers.....	95
2.8.4	Police Detention Centres from Foreigners.....	98
2.8.5	Return Decisions and their Enforcement .....	102
2.9	Unauthorized Transport of Cigarettes through the External Border .....	111
2.10	Hits in Police Databases .....	113

## LIST OF ABBREVIATIONS

AR – Administrative Removal  
AU PF – Asylum Unit of the Police Force  
AVR – assisted voluntary return via International Organization for Migration  
BBFP – Bureau of Border and Foreign Police  
BCP – Border Crossing Point  
BCS – Border Crossing Stamp  
BCU PF – Border Control Unit of the Police Force  
CC – Criminal Code  
CH – children's home  
CVAD – Central Visa Authority Department  
DAU – Document Analysis Unit  
DBFP – Directorate of Border and Foreign Police  
ETD – Emergency Travel Document  
EU – European Union  
FPD – Foreign Police Department of the Bureau of Border and Foreign Police  
FPU PF – Foreign Police Unit of the Police Force  
IBC – Illegal Border Crossing  
IBO – Registry of blocked persons, vehicles and items at the Border Crossing Points  
IDC – Identity Card  
IOM – International Organization for Migration  
IS – Illegal Stay  
JR – Judicial Removal  
MFA – Ministry of Foreign and European Affairs of the SR  
MIU PF – Mobile Intervention Unit of the Police Force  
MO MOI – Migration Office of the Ministry of Interior of the SR  
MOI – Ministry of Interior of the SR  
MU PF – Mobile Unit of the Police Force  
NUCIM – National Unit for Combating Illegal Migration  
NVIS – National Visa Information System  
P PF – Presidium of the Police Force  
PATRDOC – Registry of Stolen and Lost Documents  
PATRMV – Registry of stolen vehicles  
PATROS – Registry of Wanted and Missing Persons  
PDCF – Police Detention Centre for Foreigners  
PF – Police Force  
SIS – Schengen Information System  
SR – the Slovak Republic  
TD – travel document  
UM - unaccompanied minor  
VIS – Visa Information System

## DEFINITIONS OF TERMS USED

**a) Internal borders** - are those sections of the state border of the SR, which are common land borders between the member states of the Schengen area and the SR – i.e. sections of the state border of the SR with Austria, Hungary, Czechia, Poland and additionally, airports for intra-Schengen flights (flights exclusively to or from the territory of member states, without them landing on a territory of a third country).

**b) External borders** - are those sections of the state border of the SR, that are a common land border with non-member state and airports – if not internal borders; they are formed by the **land border** – state border of the SR with Ukraine and **international airports**.

**c) Illegal border crossing – external border (land, air)** – this category includes all cases of foreigners, who illegally crossed or attempted to illegally cross the state border of the SR, regardless of the direction of crossing, while the time period between their apprehension and crossing is less than 48 hours and they were apprehended by the police patrol performing border control. This category also includes cases of readmission, when foreigners were apprehended outside the territory of the SR by a foreign authority and were returned to the SR on the basis of a readmission agreement after IBC from the SR.

**d) Illegal stay on the territory of the SR** – this category includes all cases of foreigners who were staying and were found on the territory of the SR in violation of the national legislation and/or international agreements; regardless of the fact whether they entered or stayed on the territory of the SR legally or illegally, or if such fact was detected during border checks at the point of departure from SR, except for an IBC attempt.

### Disaggregation of illegal stay:

#### - Inland:

- **After legal entry to the SR** – this category includes foreigners who were apprehended inland due to illegal stay and who had entered (could have entered) the territory of the SR legally, but at the time of detection their stay was illegal. (overstayers with expired visa or residence permit, illegal work),
- **After illegal entry to the SR** – this category includes foreigners who were apprehended inland for their illegal stay and whose entry into the territory of the SR through the external or internal border was illegal; cases of **secondary transit migration are also included** (secondary migration of foreigners within the Schengen territory, always after illegal entry into the territory of the Slovak Republic and almost exclusively after previous illegal entry into Schengen with the intention of transiting through our territory in the direction to the destination country),
- **After undetected entry to the SR** – this category includes foreigners who were apprehended inland for illegal stay, but there is no evidence whether their entry to the SR was legal or illegal,

- **At the BCPs on exit from the SR** broken down into land border and airports (extra-Schengen flights) – this category includes foreigners whose illegal stay was detected during border check at BCP when exiting the territory of the SR to a third country,

- **After return from another Member State** – this category includes foreigners who were apprehended outside the territory of the SR by an authority of another member state and were

returned to the SR according to the (on the basis of the) Dublin Regulation, readmission agreements, other agreements, or conventions<sup>1</sup> and who were not previously apprehended for illegal stay,

**e) Refusal of entry to a third country national** – this category includes third country nationals (except those who are family members of EU nationals) who were refused entry to the territory of the SR due to reasons listed in Article 14 of the Regulation (EU) 2016/399 of the European Parliament and of the Council of 9 March 2016 on a Union Code on the rules governing the movement of persons across borders (Schengen Borders Code),

**f) Foreigner** – A foreigner shall be understood as anyone who is not a citizen of the Slovak Republic,

**g) EU national** - is anyone who is not a national of the SR and who is a national of a Member State (Member State is to be understood as an EU Member State or another state that is a contracting party to the Agreement on European Economic Area and Switzerland),

**h) Third country national** - is any person who is not a national of the SR, nor an EU national (this category also includes stateless persons),

**i) Illegal migrant** - is a person apprehended for IBC or IS,

**j) Readmission related to illegal migration** – is the handover and acceptance of foreigners according to readmission agreements, if such person previously illegally crossed the state border of the SR or illegally stayed within the territory of the SR after illegal entry,

**k) Visa** – authorization or decision of an EU Member State with a view to transit through or an intended stay on the territory of one or more or all the EU Member States. The type of visa is defined as follows:

- **Schengen visa type C (uniform visa, visa with limited territorial validity)** – means an authorization issued by a Member State to transit through or an intended stay in the territory of the Member States of a duration of no more than 90 days in any 180 days period and to transit through the international transit areas of one or more airports of the Member States,

- **National visa type D (long-term visa)** – means an authorization issued by a Member State in accordance with its national law or Union law required for entry with a view to intended stay in the territory of the Member State for a period of more than three months, but not more than one year.

---

<sup>1</sup> e. g. Convention on International Civil Aviation

# 1 LEGAL MIGRATION

## 1.1 Legal Migration by Border Type

Overview of persons and vehicles having crossed the external borders legally at BCPs in 2021 and 2022; by the direction of crossing

			2021		2022	
			to SR	from SR	to SR	from SR
LAND BORDER	Number of persons by direction of crossing in total		365 812	485 906	1 189 512	942 968
	Thereof:	EU and Slovak nationals	62 767	68 162	81 542	80 022
		Third country nationals	303 045	417 744	1 107 970	862 946
	Total number of persons		851 718		2 132 480	
	Total number of vehicles by direction of crossing		153 338	177 559	245 425	247 358
	Thereof:	Cars	103 468	119 202	183 817	175 750
		Buses	1 619	1 959	8038	7759
		Trucks	41 931	50 088	47 499	57 764
		Passenger trains	1 465	1 465	1 552	1 553
		Cargo trains	4 855	4 845	4 510	4 522
Total number of vehicles		330 897		492 783		
AIRPORTS	Number of persons by direction of crossing in total		195 916	203 280	655 741	665 057
	Thereof:	EU and Slovak nationals	162 272	169 296	564 449	569 495
		Third country nationals	33 644	33 984	91 292	95 562
	Total number of persons		399 196		1 320 798	
	Total number of aircrafts by direction of crossing		3 043	3 036	5 487	5 384
	Total number of aircrafts		6 079		10 871	
Total number of persons			1 250 914		3 453 278	
Total number of vehicles			336 976		503 654	

Note:

This statistical data also includes those Third country nationals, who did not meet the conditions for entry into Schengen, but they have entered the territory of the SR from Ukraine through BCPs on 24.02.2022 or later, and the reason for their entry was the military conflict in Ukraine. (Exemption under the Art. 6 Para. 5(c) of the Schengen Borders Code – i.e. humanitarian reason).

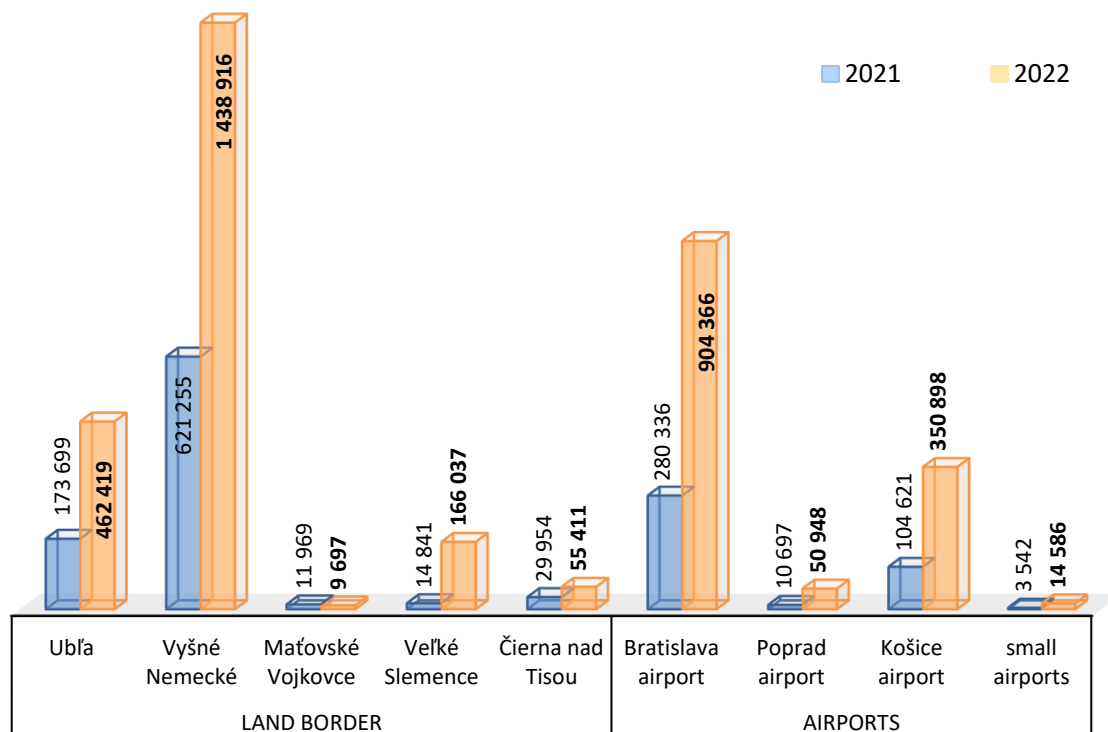
As for the category of airports, only passengers of non-Schengen flights are included.

## Overview of persons and vehicles having crossed the external border legally in 2021 and 2022; by individual BCPs

		2021		2022	
		Persons	Vehicles	Persons	Vehicles
LAND BORDER	Ubl'a	173 699	46 647	462 419	116 266
	Vyšné Nemecké	621 255	271 620	1 438 916	364 380
	Maťovské Vojkovce	11 969	5 817	9 697	4 781
	Veľké Slemence	14 841	-	166 037	-
	Čierna nad Tisou	29 954	6 813	55 411	7 356
AIRPORTS	Bratislava airport	280 336	4 550	904 366	7 606
	Poprad airport	10 697	265	50 948	488
	Košice airport	104 621	1 028	350 898	2 411
	small airports*	3 542	236	14 586	366
TOTAL		1 250 914	336 976	3 453 278	503 654

\* small airports (airports Piešťany, Sliač, Nitra, Žilina, Prievidza a Jasná are small airport BCPs according to the Annex 4 of the Practical Handbook for Border Guards (Schengen Handbook))

## Overview of persons having crossed the external border legally in 2021 and 2022; by individual BCPs



## 1.2 Stay of Foreigners in the Slovak Republic

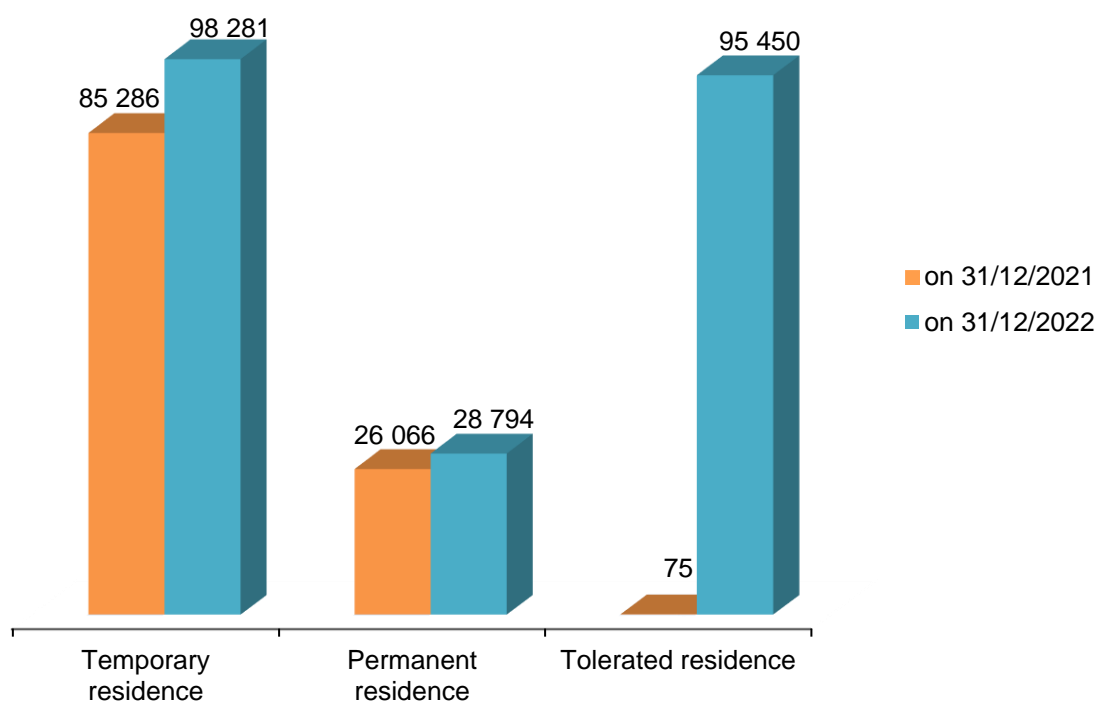
Number of valid residence permits for foreigners valid on 31/12/2021 and on 31/12/2022

Nationality Type	on 31/12/2021	on 31/12/2022
Third country nationals	111 427	222 525
EU nationals	56 092	56 070
<b>TOTAL</b>	<b>167 519</b>	<b>278 595</b>

Number of valid residence permits for third country nationals on 31/12/2021 and on 31/12/2022; by the type of residence

Type of residence	on 31/12/2021	on 31/12/2022
Temporary residence	85 286	98 281
Permanent residence	26 066	28 794
Tolerated residence	75	95 450
<b>TOTAL</b>	<b>111 427</b>	<b>222 525</b>

Number of residence permits of third country nationals valid on 31/12/2021 and on 31/12/2022; by the type of residence





## Number of residence permits of third country nationals valid on 31/12/2022 - TOP 40

Nationality	on 31/12/2022			
	Total number of permits	Thereof:		
		Temporary	Permanent	Tolerated
Ukraine	156 881	53 700	8 360	94 821
Serbia	18 215	16 904	1 310	1
Viet Nam	8 039	5 590	2 440	9
Russian Federation	7 436	3 792	3 376	268
North Macedonia	2 842	2 073	769	-
Georgia	2 805	2 719	72	14
China	2 732	738	1 984	10
United Kingdom of GB and NI	2 722	63	2 658	1
India	1 671	1 415	245	11
Bosnia and Herzegovina	1 552	1 371	181	-
Korea	1 481	775	706	-
Belarus	1 158	838	275	45
Iran	1 155	791	360	4
United States of America	1 094	340	732	22
Turkey	1 055	643	400	12
Kazakhstan	1 044	828	205	11
Albania	903	597	306	-
Kyrgyzstan	704	672	28	4
Moldova	697	579	96	22
Thailand	614	318	296	-
Israel	521	405	109	7
Syrian Arab Republic	423	198	197	28
Egypt	421	116	292	13
Philippines	363	205	158	-
Afghanistan	335	151	171	13
Uzbekistan	298	239	53	6
Brazil	292	132	159	1
Mexico	265	73	192	-
Japan	248	149	99	-
Montenegro	245	223	22	-
Armenia	240	128	92	20
Nigeria	223	77	128	18
Azerbaijan	212	128	60	24
Iraq	203	55	146	2
Tunisia	188	9	177	2
Canada	184	65	117	2
Areas not specified elsewhere (Kosovo)	172	77	95	-
Lebanon	159	51	107	1
Libya	158	61	93	4
Colombia	140	87	53	-
Other nationalities	2 435	906	1 475	54
<b>TOTAL</b>	<b>222 525</b>	<b>98 281</b>	<b>28 794</b>	<b>95 450</b>

## Number of residence permits of third country nationals valid on 31/12/2021 - TOP 40

Nationality	on 31/12/2021			
	Total number of permits	Thereof:		
		Temporary	Permanent	Tolerated
Ukraine	56 480	49 131	7 346	3
Serbia	16 331	15 278	1 053	-
Viet Nam	7 235	5 176	2 059	-
Russian Federation	6 389	3 366	3 021	2
United Kingdom of GB and NI	2 795	27	2 768	-
China	2 697	787	1 910	-
North Macedonia	1 940	1 226	714	-
Korea	1 421	743	678	-
Iran	1 141	855	286	-
Bosnia and Herzegovina	1 070	914	156	-
United States of America	1 054	340	714	-
Georgia	1 036	972	64	-
India	1 027	809	218	-
Turkey	930	569	360	1
Belarus	816	566	250	-
Kazakhstan	786	605	181	-
Thailand	524	268	256	-
Albania	446	206	240	-
Israel	425	327	98	-
Moldova	400	312	88	-
Kyrgyzstan	390	366	24	-
Syrian Arab Republic	388	204	182	2
Egypt	383	117	265	1
Afghanistan	321	119	148	54
Philippines	307	176	131	-
Brazil	275	132	143	-
Mexico	248	73	175	-
Japan	240	148	92	-
Iraq	200	56	144	-
Nigeria	184	64	119	1
Canada	177	67	110	-
Tunisia	168	3	165	-
Armenia	163	81	80	2
Azerbaijan	157	108	49	-
Lebanon	146	37	109	-
Montenegro	144	125	19	-
Libya	143	52	90	1
Australia	139	15	124	-
Uzbekistan	132	89	43	-
Areas not specified elsewhere (Kosovo)	131	38	93	-
Other nationalities	2 048	739	1 301	8
<b>TOTAL</b>	<b>111 427</b>	<b>85 286</b>	<b>26 066</b>	<b>75</b>

**Number of residence permits of third country nationals valid on 31/12/2021 and on 31/12/2022; by region and type of residence**

		on 31/12/2021	on 31/12/2022
<b>Bratislava region</b>		<b>38 945</b>	<b>76 380</b>
Thereof:	Temporary residence	28 555	31 250
	Permanent residence	10 386	11 623
	Tolerated residence	4	33 507
<b>Košice region</b>		<b>13 760</b>	<b>28 233</b>
Thereof:	Temporary residence	10 137	11 544
	Permanent residence	3 623	3 819
	Tolerated residence	-	12 870
<b>Nitra region</b>		<b>12 041</b>	<b>25 576</b>
Thereof:	Temporary residence	9 727	13 687
	Permanent residence	2 306	2 507
	Tolerated residence	8	9 382
<b>Trnava region</b>		<b>13 805</b>	<b>24 400</b>
Thereof:	Temporary residence	11 270	12 728
	Permanent residence	2 533	2 989
	Tolerated residence	2	8 683
<b>Žilina region</b>		<b>9 318</b>	<b>21 048</b>
Thereof:	Temporary residence	7 521	9 129
	Permanent residence	1 797	1 989
	Tolerated residence	-	9 930
<b>Prešov region</b>		<b>9 957</b>	<b>18 638</b>
Thereof:	Temporary residence	7 700	8 620
	Permanent residence	2 197	2 321
	Tolerated residence	60	7 697
<b>Trenčín region</b>		<b>7 718</b>	<b>16 116</b>
Thereof:	Temporary residence	6 254	7 068
	Permanent residence	1 464	1 619
	Tolerated residence	-	7 429
<b>Banská Bystrica region</b>		<b>5 883</b>	<b>12 134</b>
Thereof:	Temporary residence	4 122	4 255
	Permanent residence	1 760	1 927
	Tolerated residence	1	5 952
<b>TOTAL</b>		<b>111 427</b>	<b>222 525</b>
Thereof:	Temporary residence	85 286	98 281
	Permanent residence	26 066	28 794
	Tolerated residence	75	95 450

**Number of registrations of EU nationals with the right to residence valid on 31/12/2022**

Nationality	on 31/12/2022
	Number of registrations
Czechia	12 755
Hungary	9 655
Romania	6 970
Poland	6 086
Germany	4 525
Italy	2 932
Austria	2 591
Bulgaria	1 620
France	1 538
Spain	1 219
Croatia	1 125
Greece	726
Netherlands	606
Portugal	507
Norway	485
Belgium	388
Slovenia	377
Ireland	332
Sweden	323
Switzerland	290
Latvia	249
Lithuania	215
Denmark	211
Finland	130
Estonia	60
Cyprus	56
Malta	45
Iceland	36
Luxembourg	16
Liechtenstein	2
<b>TOTAL</b>	<b>56 070</b>

# Number of registrations of EU nationals with the right to residence valid on 31/12/2021

Nationality	on 31/12/2021
	Number of registrations
Czechia	12 562
Hungary	9 565
Romania	7 116
Poland	6 088
Germany	4 542
Italy	2 998
Austria	2 587
Bulgaria	1 603
France	1 562
Spain	1 264
Croatia	1 178
Greece	730
Netherlands	606
Portugal	506
Norway	504
Belgium	395
Slovenia	381
Ireland	319
Sweden	308
Switzerland	297
Latvia	226
Denmark	211
Lithuania	208
Finland	128
Estonia	56
Cyprus	52
Iceland	43
Malta	36
Luxembourg	19
Liechtenstein	2
<b>TOTAL</b>	<b>56 092</b>

**Number of residence permits of foreigners valid on 31/12/2022; by type of residence – TOP 10**

Temporary residence		Permanent residence		Tolerated residence	
Nationality	No.	Nationality	No.	Nationality	No.
Ukraine	53 700	Czechia	12 755	Ukraine	94 821
Serbia	16 904	Hungary	9 655	Russian Federation	268
Viet Nam	5 590	Ukraine	8 360	Belarus	45
Russian Federation	3 792	Romania	6 970	Syrian Arab Republic	28
Georgia	2 719	Poland	6 086	Azerbaijan	24
North Macedonia	2 073	Germany	4 525	Moldova	22
India	1 415	Russian Federation	3 376	United States of America	22
Bosnia and Herzegovina	1 371	Italy	2 931	Armenia	20
Belarus	838	United Kingdom of GB and NI	2 658	Nigeria	18
Kazakhstan	828	Austria	2 591	Georgia	14
Other nationalities	9 051	Other nationalities	24 955	Other nationalities	170
<b>TOTAL</b>	<b>98 281</b>	<b>TOTAL</b>	<b>84 862</b>	<b>TOTAL</b>	<b>95 452</b>

**Number of residence permits of foreigners valid on 31/12/2021; by type of residence – TOP 10**

Temporary residence		Permanent residence		Tolerated residence	
Nationality	No.	Nationality	No.	Nationality	No.
Ukraine	49 131	Czechia	12 562	Afghanistan	54
Serbia	15 278	Hungary	9 565	Algeria	3
Viet Nam	5 176	Ukraine	7 346	Pakistan	3
Russian Federation	3 366	Romania	7 116	Ukraine	3
North Macedonia	1 226	Poland	6 088	Armenia	2
Georgia	972	Germany	4 542	Russian Federation	2
Bosnia and Herzegovina	914	Russian Federation	3 021	Syrian Arab Republic	2
Iran	855	Italy	2 998	Egypt	1
India	809	United Kingdom of GB and NI	2 768	Libya	1
China	787	Austria	2 587	Morocco	1
Other nationalities	6 772	Other nationalities	23 565	Other nationalities	3
<b>TOTAL</b>	<b>85 286</b>	<b>TOTAL</b>	<b>82 158</b>	<b>TOTAL</b>	<b>75</b>

**Number of residence permits of third country nationals valid on 31/12/2021 and on 31/12/2022; by purpose of residence**

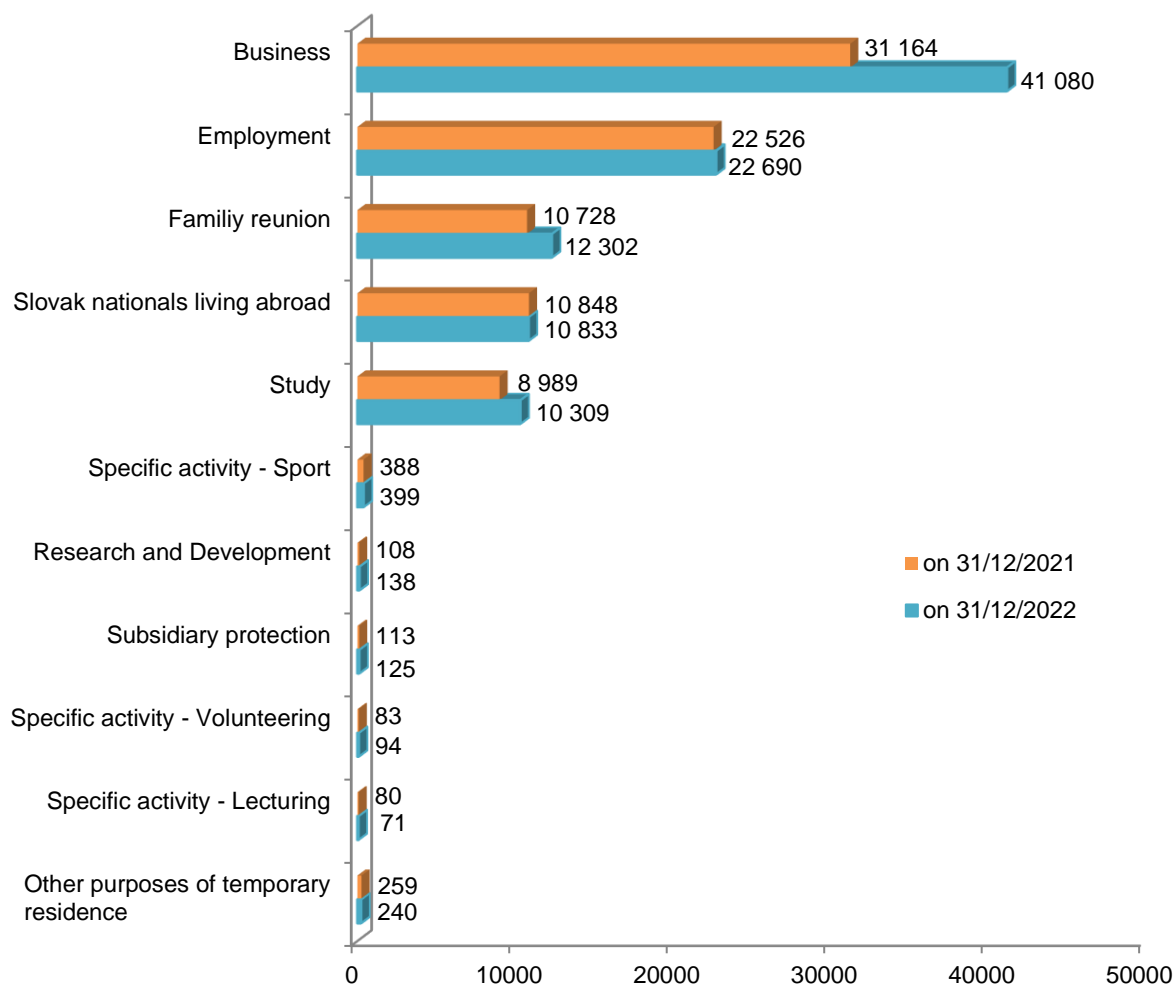
<b>Temporary residence</b>		
<b>Purpose of residence</b>	<b>on 31/12/2021</b>	<b>on 31/12/2022</b>
Business	31 164	41 080
Employment	22 526	22 690
Family reunion	10 728	12 302
Slovak nationals living abroad	10 848	10 833
Study	8 989	10 309
Specific activity - Sport	388	399
Research and Development	108	138
Subsidiary protection	113	125
Specific activity - Volunteering	83	94
Specific activity - Lecturing	80	71
Other purposes of temporary residence	259	240
<b>TOTAL</b>	<b>85 286</b>	<b>98 281</b>

<b>Permanent residence</b>		
<b>Purpose of residence</b>	<b>on 31/12/2021</b>	<b>on 31/12/2022</b>
Long term residence	13 152	15 362
Permanent residence (unlimited)	6 351	6 571
Permanent residence (for 5 years)	4 620	4 726
Family member of EU national	1 262	1 330
Family member of EU national - permanent	385	494
Refugee	296	311
<b>TOTAL</b>	<b>26 066</b>	<b>28 794</b>

<b>Tolerated residence</b>		
<b>Purpose of residence</b>	<b>on 31/12/2021</b>	<b>on 31/12/2022</b>
Temporary refuge (protection)	-	95 390
Unaccompanied minor	67	53
Respect for Private and family life	8	7
<b>TOTAL</b>	<b>75</b>	<b>95 450</b>

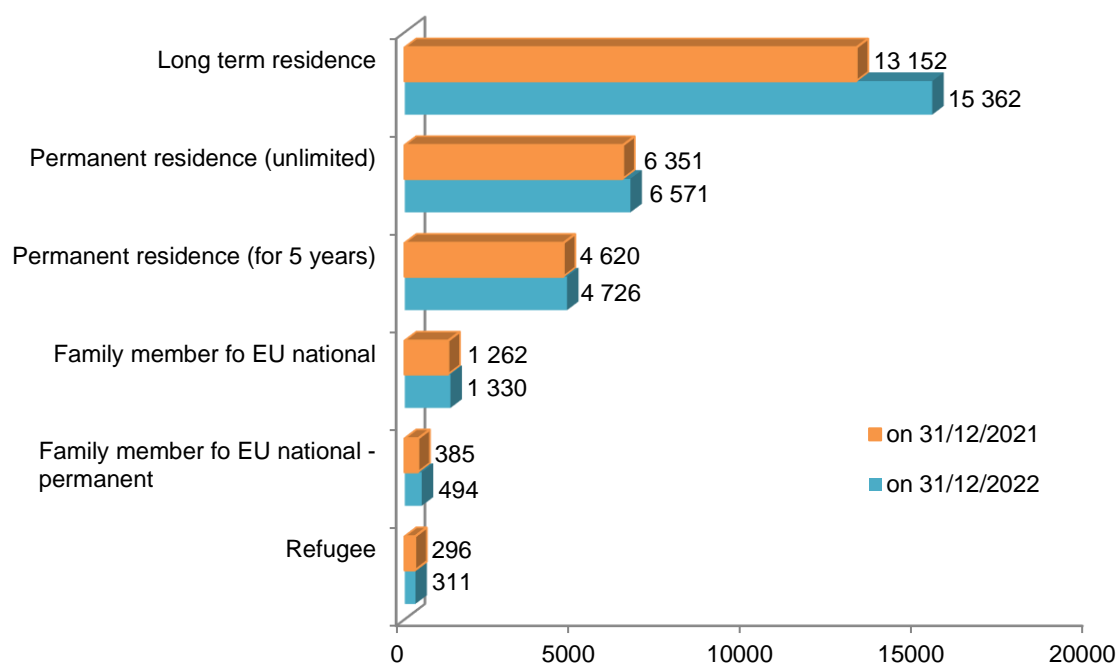
**Number of residence permits of third country nationals valid on 31/12/2021 and on 31/12/2022; by purpose of residence**

**Temporary residence - most frequent purposes of temporary residence of third country nationals on 31/12/2021 and on 31/12/2022**

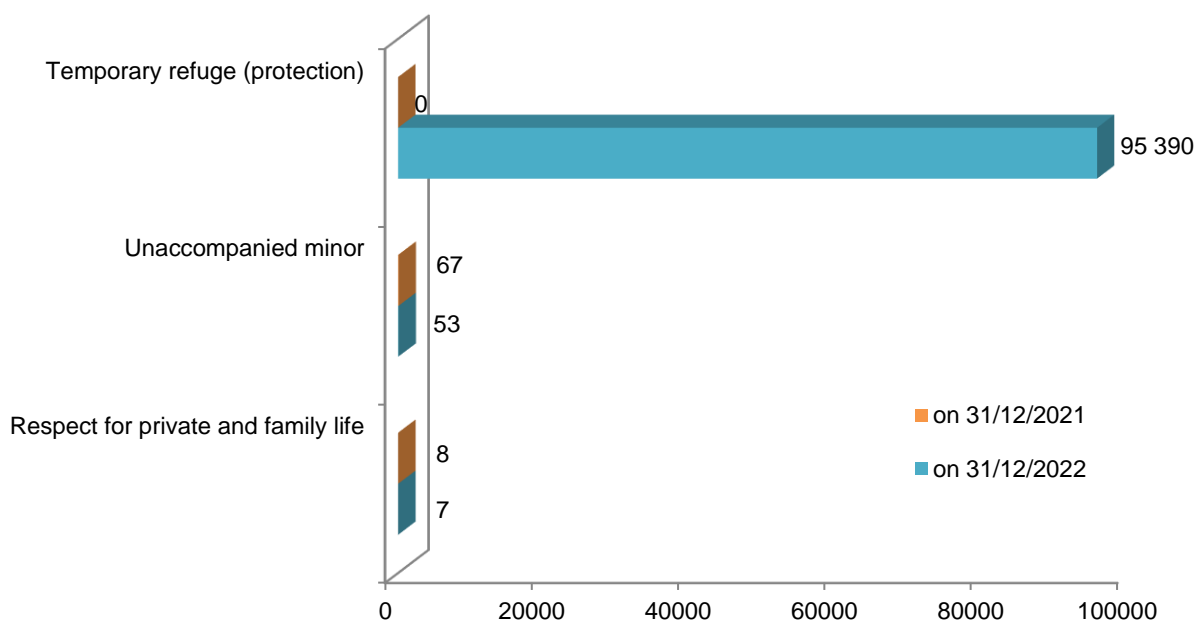




### Permanent residence of third country nationals on 31/12/2021 and on 31/12/2022; by type



### Tolerated residence of third country nationals on 31/12/2021 and on 31/12/2022; by type



### Number of residence permits granted to foreigners in 2021 and 2022

Nationality	2021	2022
Third country nationals	53 931	162 423
EU nationals	4 746	4 529
<b>TOTAL</b>	<b>58 677</b>	<b>166 952</b>

Note:

**Granted residence permit** - includes all granted and renewed residence permits as well as validity extensions of residence permits within the period from 1st of January to 30th of June of the respective year.

### Number of residence permits granted to third country nationals in 2021 and 2022; by type

Type of residence	2021	2022
Temporary residence	49 777	52 892
Permanent residence	4 024	4 144
Tolerated residence	130	105 387
<b>TOTAL</b>	<b>53 931</b>	<b>162 423</b>

### Number of residence permits granted to third country nationals in 2022 – TOP 20

Nationality	2022			
	Total number of permits	Thereof:		
		Temporary	Permanent	Tolerated
Ukraine	132 599	26 905	1 342	104 352
Serbia	7 906	7 557	348	1
Viet Nam	3 906	3 475	422	9
Russian Federation	2 999	2 272	448	279
Georgia	2 322	2 294	13	15
North Macedonia	1 517	1 434	83	-
India	1 120	1 076	34	10
Bosnia and Herzegovina	961	929	32	-
Kazakhstan	635	589	34	12
Belarus	616	526	44	46
Albania	561	471	90	-
Korea	558	500	58	-
Kyrgyzstan	556	547	5	4
Turkey	542	469	61	12
China	476	350	117	9
Iran	450	359	88	3
Moldova	447	403	25	19
Thailand	294	242	52	-
United States of America	269	179	69	21
Uzbekistan	224	205	12	7
Other nationalities	3 465	2 110	767	588
<b>TOTAL</b>	<b>162 423</b>	<b>52 892</b>	<b>4 144</b>	<b>105 387</b>

### Number of residence permits granted to third country nationals in 2021 – TOP 20

Nationality	2021			
	Total number of permits	Thereof:		
		Temporary	Permanent	Tolerated
Ukraine	33 209	31 767	1 439	3
Serbia	5 999	5 809	190	-
Viet Nam	3 020	2 844	176	-
Russian Federation	2 368	1 955	412	1
North Macedonia	867	782	85	-
Georgia	795	782	13	-
Bosnia and Herzegovina	659	638	21	-
India	519	492	27	-
Korea	516	448	68	-
Belarus	452	411	41	-
Turkey	449	393	55	1
Kazakhstan	412	377	35	-
Iran	405	328	77	-
United Kingdom of GB and NI	390	30	360	-
China	372	285	87	-
Kyrgyzstan	327	319	8	-
United States of America	283	198	85	-
Moldova	241	220	21	-
Albania	240	157	83	-
Thailand	196	157	39	-
Other nationalities	2 212	1 385	702	125
<b>TOTAL</b>	<b>53 931</b>	<b>49 777</b>	<b>4 024</b>	<b>130</b>

### Number of residence permits granted to third country nationals in 2021 and 2022; by purpose of residence – TOP10

Purpose of residence	2021	2022
Temporary refuge (protection)	-	105 283
Business	21 916	21 399
Employment	15 604	16 695
Family reunion	5 937	7 202
Study	4 079	5 377
Long term residence	2 003	2 344
Slovak nationals living abroad	1 583	1 504
Permanent residence (for 5 years)	1 015	808
Family member of EU national	454	462
Permanent residence (unlimited)	398	382
Other purposes	942	967
<b>TOTAL</b>	<b>53 931</b>	<b>162 423</b>

## 1.3 Visa

Visa applications and visas issued by Embassies of the SR in 2022; by visa type and by the nationality of applicants – TOP 20

2022								
Nationality	TOTAL	Visa applications			TOTAL	Visas issued		
		A type visa	C type visa	D type visa		A type visa	C type visa	D type visa
Russian Federation	3 463	-	1 442	2 021	2 769	-	1 378	1 391
India	2 937	-	1 572	1 365	2 228	-	1 225	1 003
Belarus	2 819	-	2 332	487	2 742	-	2 293	449
Turkey	2 304	-	1 816	488	2 046	-	1 691	355
Uzbekistan	902	-	248	654	511	-	211	300
Egypt	831	-	756	75	475	-	420	55
Viet Nam	826	-	95	731	694	-	93	601
Kazakhstan	649	-	343	306	589	-	340	249
Kuwait	539	-	535	4	533	-	530	3
Indonesia	482	-	312	170	437	-	309	128
Kyrgyzstan	479	-	15	464	381	-	14	367
China	466	-	315	151	416	-	306	110
Azerbaijan	430	-	322	108	364	-	294	70
Iran	390	-	244	146	233	-	150	83
Armenia	332	-	242	90	301	-	235	66
Thailand	228	-	98	130	194	-	96	98
Areas not specified elsewhere (Kosovo)	224	-	139	85	174	-	125	49
Pakistan	223	-	158	65	120	-	86	34
South Africa	186	1	167	18	182	1	167	14
Philippines	171	-	83	88	167	-	78	89
Other nationalities	1 916	1	977	938	1 458	1	835	622
<b>TOP 20</b>	<b>18 881</b>	<b>1</b>	<b>11 234</b>	<b>7 646</b>	<b>15 556</b>	<b>1</b>	<b>10 041</b>	<b>5 514</b>
<b>TOTAL</b>	<b>20 797</b>	<b>2</b>	<b>12 211</b>	<b>8 584</b>	<b>17 014</b>	<b>2</b>	<b>10 876</b>	<b>6 136</b>

Data source: NVIS MFA

**Visa applications and visas issued by Embassies of the SR in 2021; by visa type and by the nationality of applicants – TOP 20**

2021						
Nationality	TOTAL	Visa applications		TOTAL	Visas issued	
		C type visa	D type visa		C type visa	D type visa
Russian Federation	2 602	1 106	1 496	2 309	1 081	1 228
Turkey	939	675	264	882	652	230
Belarus	902	532	370	889	531	358
Viet Nam	644	5	639	641	5	636
Kazakhstan	633	135	498	606	134	472
India	458	190	268	389	183	206
Kyrgyzstan	455	7	448	428	7	421
China	331	198	133	284	173	111
Iran	311	169	142	253	151	102
Uzbekistan	207	46	161	125	36	89
Azerbaijan	163	131	32	154	125	29
Egypt	127	72	55	103	59	44
Indonesia	126	81	45	113	81	32
Afghanistan	113	12	101	93	6	87
Ukraine	97	4	93	96	4	92
Thailand	93	12	81	87	12	75
Syrian Arab Republic	83	14	69	45	12	33
Kuwait	82	81	1	82	81	1
South Africa	77	62	15	73	60	13
Nigeria	71	41	30	60	40	20
Other nationalities	781	313	468	653	285	368
<b>TOTAL</b>	<b>9 295</b>	<b>3 886</b>	<b>5 409</b>	<b>8 365</b>	<b>3 718</b>	<b>4 647</b>

Data source: NVIS MFA

## Number of National visas issued by CVAD in 2021 and 2022

Nationality	National visa applications		National visas issued	
	2021	2022	2021	2022
Afghanistan	81	-	80	-
Russian Federation	6	2	6	2
Iran	3	-	-	-
Nigeria	3	2	3	2
Ghana	2	2	2	2
Azerbaijan	1	-	1	-
Benin	1	-	1	-
Brazil	1	-	1	-
Chile	1	-	1	-
Cameroon	1	-	1	-
Côte d'Ivoire	1	2	1	2
United States of America	1	3	1	3
Thailand	1	-	1	-
Turkey	1	-	1	-
Cabo Verde	-	-	-	-
Belarus	-	6	-	6
United Kingdom of GB and NI	-	4	-	4
South Africa	-	6	-	6
Australia	-	2	-	2
Serbia	-	1	-	1
Ukraine	-	3	-	3
Mongolia	-	1	-	1
Indonesia	-	1	-	1
Colombia	-	1	-	1
<b>TOTAL</b>	<b>104</b>	<b>36</b>	<b>100</b>	<b>36</b>

**Note:**

National visas are issued by the Central Visa Authority Department (CVAD) of FPD from May 1, 2017 according to the Act on Stay of Foreigners Art. 15 Par. 1(d).

### Security checks related to visa applications requested by the MFA in 2021 and 2022

Month	2021				2022			
	TOTAL	CVAD opinion			TOTAL	CVAD opinion		
		approving	disapproving	binding		approving	disapproving	biding
January	307	275	32	-	793	685	108	-
February	347	302	44	1	1 227	951	276	-
March	487	430	57	-	1 258	1 016	242	-
April	590	534	56	-	1 155	1 050	105	-
May	525	474	51	-	1 765	1 598	167	-
June	635	584	51	-	2 610	2 378	232	-
July	897	790	107	-	2 561	2 382	179	-
August	1 424	1 292	132	-	2 326	2 116	210	-
September	1 155	1 046	109	-	2 385	2 172	213	-
October	1 182	1 037	145	-	2 232	2 090	142	-
November	1 173	1 064	109	-	2 269	2 042	227	-
December	1 033	939	94	-	1 748	1 647	101	-
<b>TOTAL</b>	<b>9 755</b>	<b>8 767</b>	<b>987</b>	<b>1</b>	<b>22 329</b>	<b>20 127</b>	<b>2 202</b>	<b>-</b>

### Security checks related to visa applications requested by embassies of another MS in 2021 and 2022

Month	2021			2022		
	TOTAL	CVAD opinion		TOTAL	CVAD opinion	
		approving	disapproving		approving	disapproving
January	7 846	7 838	8	80 246	80 227	19
February	7 939	7 930	9	111 402	111 370	32
March	10 098	10 090	8	142 932	142 897	35
April	11 154	11 143	11	139 696	139 660	36
May	15 830	15 820	10	172 682	172 640	42
June	42 523	42 512	11	208 802	208 775	27
July	51 012	50 998	14	167 700	167 671	29
August	64 490	64 470	20	178 250	178 225	25
September	92 315	92 294	21	177 198	177 154	44
October	100 624	100 599	25	181 258	181 219	39
November	134 478	134 446	32	176 960	176 922	38
December	104 964	104 870	94	155 589	155 537	52
<b>TOTAL</b>	<b>643 273</b>	<b>643 010</b>	<b>263</b>	<b>1 892 715</b>	<b>1 892 297</b>	<b>418</b>

**Disapproving opinion of CVAD to the application based on the hit in SIS due to the refusal of entry in 2022; by nationality of visa applicants**

Nationality	TOTAL	Visa applications	
		MFA	VIS
Morocco	80	-	80
Algeria	63	-	63
Tunisia	55	-	55
Nigeria	44	-	44
Egypt	43	10	33
Iraq	26	-	26
Pakistan	22	-	22
Uzbekistan	16	-	16
Azerbaijan	13	4	9
Iran	11	3	8
Bangladesh	10	-	10
Syrian Arab Republic	7	-	7
Tajikistan	6	-	6
Afghanistan	4	-	4
Libya	4	-	4
Palestine	4	1	3
India	3	3	-
Russian Federation	3	3	-
Kyrgyzstan	2	-	2
Areas not specified elsewhere (Kosovo)	2	2	-
Turkey	2	2	-
Uganda	2	2	-
Ethiopia	1	-	1
Yemen	1	1	-
Kenya	1	-	1
Somalia	1	-	1
Thailand	1	1	-
<b>TOTAL</b>	<b>427</b>	<b>32</b>	<b>395</b>



**Disapproving opinion of CVAD to the application based on the hit in SIS due to the refusal of entry in 2021; by nationality of visa applicants**

Nationality	TOTAL	Visa applications	
		MFA	VIS
Morocco	39	-	39
Algeria	35	-	35
Tunisia	29	-	29
Nigeria	27	-	27
Egypt	21	-	21
Pakistan	18	-	18
Iran	8	-	8
Iraq	4	-	4
Syrian Arab Republic	4	-	4
Other nationalities	17	1	16
<b>TOTAL</b>	<b>202</b>	<b>1</b>	<b>201</b>

Note:

MFA – requests sent by embassies and consulates general of the SR

VIS – requests sent by other EU Member States

**Number of performed security checks of invitations requested by FPU PF in 2021 and 2022**

Invitations		2021	2022
Official		99	301
Private		134	606
<b>TOTAL number of performed security checks</b>		<b>233</b>	<b>907</b>
Thereof:	Total number of verified invitations	169	865
	Total number of unverified invitations	64	42

**Number of security checks of invitations requested by FPU PF in 2022 - TOP 10**

Nationality	TOTAL	Invitations	
		Official	Private
Viet Nam	128	33	95
India	120	93	27
Iran	117	27	90
Egypt	69	31	38
Russian Federation	59	18	41
China	42	30	12
Thailand	39	-	39
Turkey	37	8	29
Armenia	34	2	32
Iraq	27	21	6
Other nationalities	235	38	197
<b>TOTAL</b>	<b>907</b>	<b>301</b>	<b>606</b>

### Number of security checks of invitations requested by FPU PF in 2021 - TOP 10

Nationality	TOTAL	Invitations	
		Official	Private
China	28	27	1
Russian Federation	24	5	19
Nigeria	20	14	6
India	17	12	5
South Africa	12	6	6
Syrian Arab Republic	12	7	5
Iraq	11	5	6
Iran	9	2	7
Areas not specified elsewhere (Kosovo)	9	5	4
Egypt	8	1	7
Other nationalities	83	15	68
<b>TOTAL</b>	<b>233</b>	<b>99</b>	<b>134</b>

### Number of National visas (D type) issued at the FPU PF for the period from 01/04/2022 to 31/12/2022 - TOP 10

Nationality	TOTAL	Reason for issuance/ refusal of visa							
		Search for employment	Employment	Bus driver	HGV drivers (trucks)	Internationalization in higher edu.	relocation	Issued	Refused
Georgia	434	-	4	9	421	-	-	424	10
Ukraine	343	3	1	2	336	1	-	343	-
Belarus	113	-	1	1	111	-	-	113	-
Serbia	91	-	-	2	89	-	-	90	1
Moldova	58	2	3	-	53	-	-	58	-
North Macedonia	33	-	-	-	33	-	-	33	-
China	15	-	15	-	-	-	-	15	-
Bosnia and Herzegovina	10	-	-	-	10	-	-	10	-
Montenegro	6	-	-	-	6	-	-	6	-
Russian Federation	6	2	2	-	-	-	2	4	2
Other nationalities	10	-	3	-	3	3	1	9	1
<b>TOTAL</b>	<b>1 119</b>	<b>7</b>	<b>29</b>	<b>14</b>	<b>1 062</b>	<b>4</b>	<b>3</b>	<b>1 105</b>	<b>14</b>

**Note:**

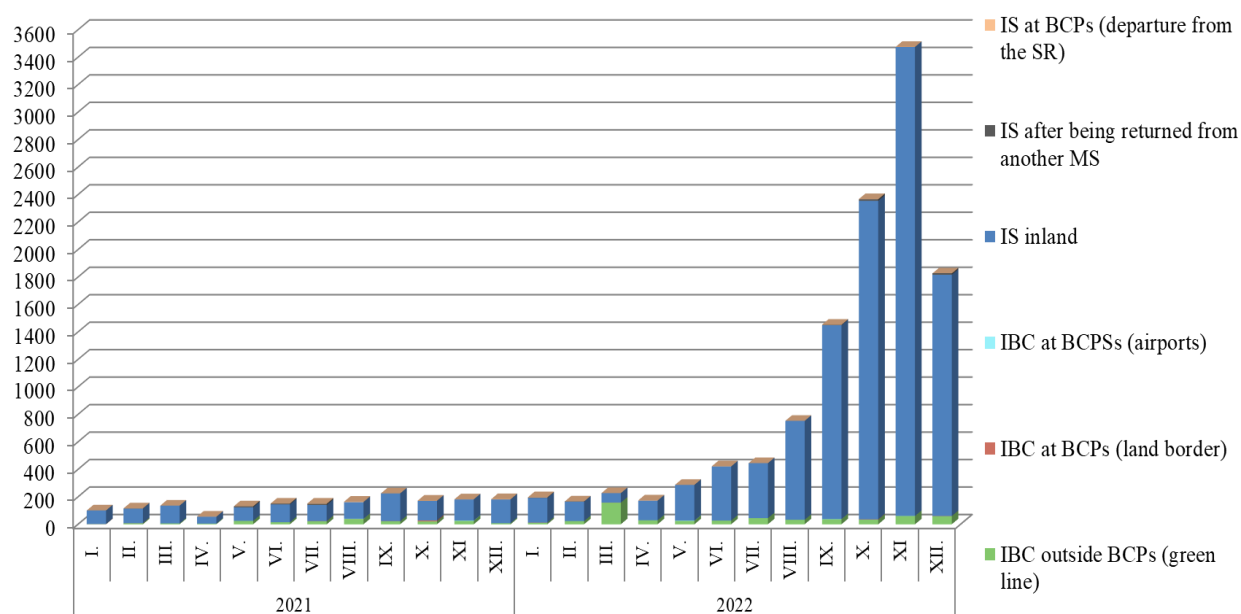
National visas are issued (when in interest of the SR) by the FPU PF from April 1, 2022 according to the Regulation of the Government of the Slovak Republic no. 520/2021 Coll., no. 521/2021 Coll. and according to the Resolution of the Government of the Slovak Republic no. 731/2021

## 2 ILLEGAL MIGRATION

### Overview of illegal migration on the territory of the SR in 2021 and 2022

		2021			2022		
		TOTAL	Thereof:		TOTAL	Thereof:	
			to SR	from SR		to SR	from SR
IBC	External land border between BCPs	195	190	5	540	533	7
	External land border at BCPs	12	11	1	5	5	-
	External air border (at airports)	3	1	2	4	2	2
	TOTAL	210	202	8	549	540	9
IS	Inland	1 522	---	---	11 205	---	---
	At BCPs - departure from the SR	12			8		
	Returned from another MS	25			29		
	TOTAL	1 559			11 242		
TOTAL		1 769			11 791		

Monthly development of individual illegal migration indicators on the territory of the SR  
from January 2021 to December 2022



**Overview of illegal migration on the territory of the SR in 2022; by detection and processing by individual DBFPs and other authorities**

	DETECTED			PROCESSED		
	TOTAL	IBC	IS	TOTAL	IBC	IS
DBFP Bratislava	115	4	111	7 895	4	7 891
DBFP B. Bystrica	33	-	33	3 151	-	3 151
DBFP Prešov	43	-	43	192	-	192
DBFP Sobrance	553	545	8	553	545	8
Other authorities*	11 047	-	11 047	-	-	-
<b>TOTAL</b>	<b>11 791</b>	<b>549</b>	<b>11 242</b>	<b>11 791</b>	<b>549</b>	<b>11 242</b>

**Overview of illegal migration on the territory of the SR in 2021; by detection and processing by individual DBFPs and other authorities**

	DETECTED			PROCESSED		
	TOTAL	IBC	IS	TOTAL	IBC	IS
DBFP Bratislava	277	3	274	1 042	3	1 039
DBFP B. Bystrica	30	-	30	279	-	279
DBFP Prešov	32	-	32	214	-	214
DBFP Sobrance	230	201	29	234	207	27
Other authorities*	1 200	6	1 194	0	-	-
<b>TOTAL</b>	<b>1 769</b>	<b>210</b>	<b>1 559</b>	<b>1 769</b>	<b>210</b>	<b>1 559</b>

\* e.g. Customs Criminal Office, Patrol Police, Railway Police, authority of another country

Note:

“Authority of detection” means the unit that carried out the initial check of a foreigner on the territory of the SR, and detected a violation of the law and handed the case over to the competent unit of BBFP for further processing or the violation of the law was detected by another foreign authority.

## Illegal migration on the territory of the SR in 2022; by nationality

Nationality	Illegal migration in total	IBC			IS		
		Land border:		Airports	Inland	At BCPs on exit	Returned from another MS
		Between BCPs	At BCPs				
Syrian Arab Republic	9 160	4	-	-	9 145	-	11
Ukraine	594	503	5	-	85	1	-
Morocco	560	-	-	-	559	1	-
Tunisia	418	-	-	-	418	-	-
Turkey	278	6	-	-	261	-	11
Afghanistan	178	4	-	-	174	-	-
Bangladesh	65	-	-	-	65	-	-
India	63	-	-	-	63	-	-
Pakistan	49	-	-	-	49	-	-
Algeria	38	-	-	-	38	-	-
Iraq	34	1	-	-	32	1	-
Georgia	30	-	-	2	24	1	3
Yemen	30	-	-	-	30	-	-
Serbia	29	-	-	-	29	-	-
Nepal	18	-	-	1	17	-	-
Egypt	17	1	-	-	16	-	-
Palestine	17	-	-	-	16	-	1
Russian Federation	17	3	-	-	14	-	-
Moldova	13	2	-	-	11	-	-
Viet Nam	13	-	-	-	13	-	-
Albania	11	-	-	-	11	-	-
Poland	11	2	-	-	9	-	-
Somalia	11	-	-	-	9	2	-
Sudan	11	-	-	-	11	-	-
Romania	10	-	-	-	10	-	-
Czechia	9	2	-	-	7	-	-
Eritrea	9	-	-	-	9	-	-
Libya	9	-	-	-	9	-	-
Uzbekistan	9	1	-	-	6	-	2
Iran	8	2	-	1	5	-	-
Germany	8	2	-	-	6	-	-
Belarus	6	-	-	-	6	-	-
France	4	1	-	-	3	-	-
Netherlands	4	-	-	-	4	-	-
Cameroon	4	-	-	-	4	-	-
Hungary	4	-	-	-	4	-	-
North Macedonia	4	-	-	-	4	-	-
Bosnia and Herzegovina	3	-	-	-	3	-	-
Lebanon	3	-	-	-	3	-	-
Nigeria	3	-	-	-	2	-	1
Azerbaijan	2	1	-	-	1	-	-
Gambia	2	-	-	-	2	-	-



Continued on the next page



Continued from the previous page (2022)

Nationality	Illegal migration in total	IBC			IS		
		Land border:		Airports	Inland	At BCPs on exit	Returned from another MS
		Between BCPs	At BCPs				
Guinea	2	-	-	-	2	-	-
Haiti	2	-	-	-	2	-	-
Italy	2	-	-	-	2	-	-
Armenia	1	-	-	-	1	-	-
Stateless person	1	1	-	-	-	-	-
Brazil	1	-	-	-	1	-	-
Dominican republic	1	-	-	-	1	-	-
Guinea-Bissau	1	-	-	-	1	-	-
Jordan	1	-	-	-	1	-	-
Canada	1	1	-	-	-	-	-
Kyrgyzstan	1	-	-	-	1	-	-
Democratic Republic of the Congo	1	-	-	-	1	-	-
Areas not specified elsewhere (Kosovo)	1	-	-	-	-	1	-
Lithuania	1	-	-	-	1	-	-
Latvia	1	-	-	-	1	-	-
Mali	1	-	-	-	-	1	-
Mongolia	1	1	-	-	-	-	-
Senegal	1	-	-	-	1	-	-
United States of America, USA	1	1	-	-	-	-	-
Spain	1	1	-	-	-	-	-
Sweden	1	-	-	-	1	-	-
Uganda	1	-	-	-	1	-	-
<b>TOTAL</b>	<b>11 791</b>	<b>540</b>	<b>5</b>	<b>4</b>	<b>11 205</b>	<b>8</b>	<b>29</b>

### Illegal migration on the territory of the SR in 2021; by nationality

Nationality	Illegal migration in total	IBC			IS		
		Land border:		Airports	Inland	At BCPs on exit	Returned from another MS
		Between BCPs	At BCPs				
Afghanistan	470	18	-	-	445	-	7
Morocco	285	1	-	-	284	-	-
Ukraine	208	19	2	-	178	9	-
Syrian Arab Republic	207	6	-	-	201	-	-
Pakistan	93	31	-	-	57	-	5
Algeria	76	12	-	-	64	-	-
Tunisia	53	-	-	-	53	-	-
Serbia	38	-	-	-	38	-	-
Turkey	36	16	-	-	19	-	1
India	35	12	-	-	12	-	11
Georgia	28	8	-	1	19	-	-
Bangladesh	26	17	-	-	9	-	-
Libya	26	7	-	-	19	-	-
Uzbekistan	16	11	-	-	5	-	-
Russian Federation	13	2	8	-	2	1	-
Iraq	12	5	-	-	7	-	-
Moldova	12	4	-	1	7	-	-
Nepal	11	6	-	-	5	-	-
Sri Lanka	11	2	-	-	9	-	-
Egypt	10	-	-	-	10	-	-
Yemen	10	-	-	-	10	-	-
Palestine	10	-	-	-	9	-	1
Bosnia and Herzegovina	8	-	-	-	8	-	-
Cameroon	7	-	-	-	7	-	-
Dominican republic	6	6	-	-	-	-	-
Viet Nam	6	-	-	-	5	1	-
Czechia	5	2	1	-	2	-	-
Sudan	5	-	-	-	5	-	-
Albania	3	-	-	-	3	-	-
Ghana	3	-	-	-	3	-	-
Thailand	3	-	-	-	3	-	-
China	2	1	-	-	1	-	-
Eritrea	2	1	-	-	1	-	-
Kazakhstan	2	2	-	-	-	-	-
Comoros	2	-	-	-	2	-	-
Germany	2	1	-	-	1	-	-
Nigeria	2	-	-	-	2	-	-
North Macedonia	2	-	-	-	2	-	-
Armenia	1	1	-	-	-	-	-
Azerbaijan	1	1	-	-	-	-	-
Belarus	1	1	-	-	-	-	-
Bulgaria	1	-	-	-	1	-	-



Continued on the next page



Continued from the previous page (2021)

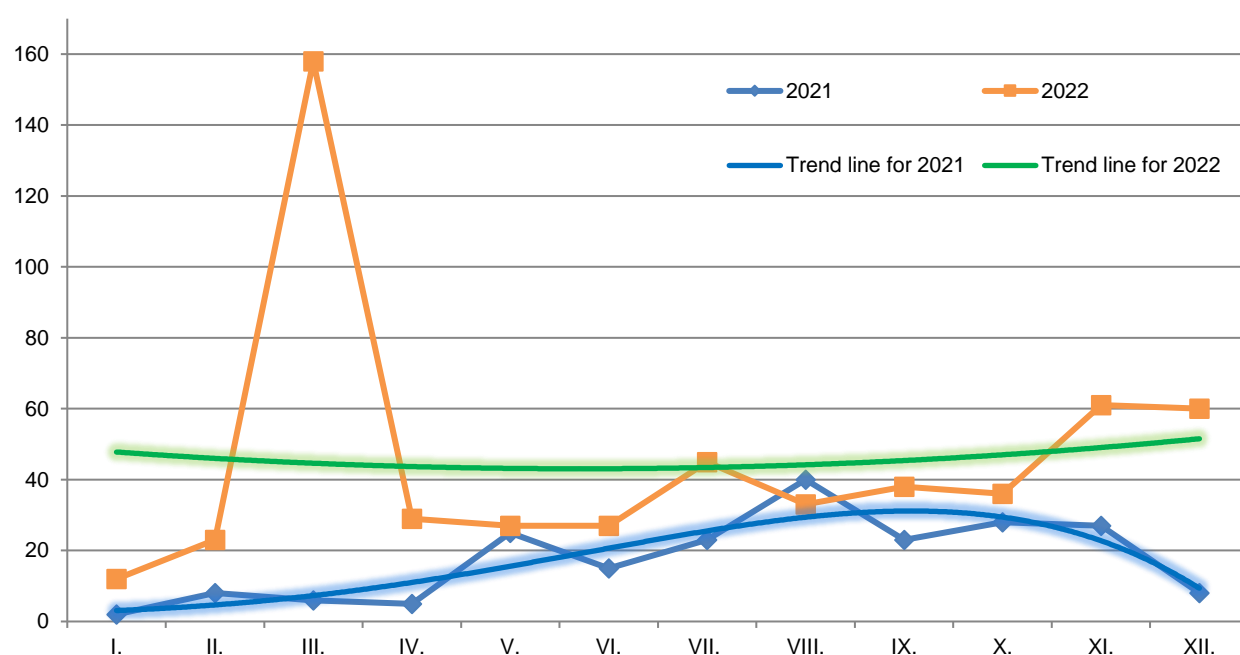
Nationality	Illegal migration in total	IBC			IS		
		Land border:		Airports	Inland	At BCPs on exit	Returned from another MS
		Between BCPs	At BCPs				
Montenegro	1	-	-	-	1	-	-
Chile	1	-	-	-	1	-	-
Ethiopia	1	-	-	-	1	-	-
Philippines	1	-	-	-	1	-	-
Gabon	1	-	-	-	1	-	-
Gambia	1	-	-	-	1	-	-
Iran	1	-	-	-	1	-	-
Jordan	1	-	-	-	1	-	-
South Sudan	1	-	-	-	1	-	-
Congo	1	-	-	1	-	-	-
Lebanon	1	1	-	-	-	-	-
Hungary	1	-	-	-	-	1	-
Mongolia	1	-	1	-	-	-	-
Niger	1	-	-	-	1	-	-
Côte d'Ivoire	1	-	-	-	1	-	-
Poland	1	1	-	-	-	-	-
Romania	1	-	-	-	1	-	-
Tajikistan	1	-	-	-	1	-	-
Togo	1	-	-	-	1	-	-
<b>TOTAL</b>	<b>1 769</b>	<b>195</b>	<b>12</b>	<b>3</b>	<b>1 522</b>	<b>12</b>	<b>25</b>



## 2.1 Illegal Crossing of the State Border of the Slovak Republic

### Overview of IBCs by individual months of 2021 and 2022

	TOTAL	I.	II.	III.	IV.	V.	VI.	VII.	VIII.	IX.	X.	XI.	XII.
<b>2021</b>	<b>210</b>	2	8	6	5	25	15	23	40	23	28	27	8
<b>2022</b>	<b>549</b>	12	23	158	29	27	27	45	33	38	36	61	60



# IBCs in 2022; by place and direction of crossing

Nationality	IBC			Thereof:					
				Land border between BCPs		Land border at BCPs		Airports	
	TOTAL	Thereof:		do SR	zo SR	do SR	zo SR	do SR	zo SR
	L	do SR	zo SR						
Ukraine	508	508	-	503	-	5	-	-	-
Turkey	6	6	-	6	-	-	-	-	-
Afghanistan	4	4	-	4	-	-	-	-	-
Syrian Arab Republic	4	4	-	4	-	-	-	-	-
Iran	3	3		2	-	-	-	1	-
Russian Federation	3	1	2	1	2	-	-	-	-
Czechia	2	2	-	2	-	-	-	-	-
Georgia	2	-	2	-	-	-	-	-	2
Moldova	2	2	-	2	-	-	-	-	-
Germany	2	-	2	-	2	-	-	-	-
Poland	2	1	1	1	1	-	-	-	-
Azerbaijan	1	1	-	1	-	-	-	-	-
Stateless person	1	1	-	1	-	-	-	-	-
Egypt	1	1	-	1	-	-	-	-	-
France	1	-	1	-	1	-	-	-	-
Iraq	1	1	-	1	-	-	-	-	-
Canada	1	1	-	1	-	-	-	-	-
Mongolia	1	1	-	1	-	-	-	-	-
Nepal	1	1	-		-	-	-	1	-
United States of America, USA	1	1	-	1	-	-	-	-	-
Spain	1	-	1	-	1	-	-	-	-
Uzbekistan	1	1	-	1	-	-	-	-	-
<b>TOTAL</b>	<b>549</b>	<b>540</b>	<b>9</b>	<b>533</b>	<b>7</b>	<b>5</b>	<b>0</b>	<b>2</b>	<b>2</b>

### IBCs in 2021; by place and direction of crossing

Nationality	IBC			Thereof:					
				Land border between BCPs		Land border At BCPs		Airports	
	TOTAL	Thereof:		do SR	zo SR	do SR	zo SR	do SR	zo SR
		do SR	zo SR						
Pakistan	31	31	-	31	-	-	-	-	-
Ukraine	21	21	-	19	-	2	-	-	-
Afghanistan	18	18	-	18	-	-	-	-	-
Bangladesh	17	17	-	17	-	-	-	-	-
Turkey	16	16	-	16	-	-	-	-	-
Algeria	12	12	-	12	-	-	-	-	-
India	12	12	-	12	-	-	-	-	-
Uzbekistan	11	11	-	11	-	-	-	-	-
Russian Federation	10	10	-	2	-	8	-	-	-
Georgia	9	8	1	8	-	-	-	-	1
Libya	7	7	-	7	-	-	-	-	-
Dominican republic	6	6	-	6	-	-	-	-	-
Nepal	6	6	-	6	-	-	-	-	-
Syrian Arab Republic	6	6	-	6	-	-	-	-	-
Iraq	5	5	-	5	-	-	-	-	-
Moldova	5	4	1	4	-	-	-	-	1
Czechia	3	-	3	-	2	-	1	-	-
Kazakhstan	2	2	-	2	-	-	-	-	-
Sri Lanka	2	2	-	2	-	-	-	-	-
Armenia	1	1	-	1	-	-	-	-	-
Azerbaijan	1	-	1	-	1	-	-	-	-
Belarus	1	1	-	1	-	-	-	-	-
China	1	1	-	1	-	-	-	-	-
Eritrea	1	1	-	1	-	-	-	-	-
Congo	1	1	-	-	-	-	-	1	-
Lebanon	1	1	-	1	-	-	-	-	-
Morocco	1	1	-	1	-	-	-	-	-
Mongolia	1	1	-	-	-	1	-	-	-
Germany	1	-	1	-	1	-	-	-	-
Poland	1	-	1	-	1	-	-	-	-
<b>TOTAL</b>	<b>210</b>	<b>202</b>	<b>8</b>	<b>190</b>	<b>5</b>	<b>11</b>	<b>1</b>	<b>1</b>	<b>2</b>

**IBCs at the land border between BCPs in 2022; by processing authority**

Nationality	TOTAL	BCU PF								
		Zboj	Ulič	Ubľa	Podhorod'	Petrovce	Vyšné Nemecké	Mat'ovské Vojkovce	Veľké Slemence	Čierna nad Tisou
Ukraine	503	75	50	45	95	61	40	67	63	7
Turkey	6	-	4	-	-	-	2	-	-	-
Afghanistan	4	-	-	-	-	-	4	-	-	-
Syrian Arab Republic	4	-	1	-	-	-	1	2	-	-
Russian Federation	3	-	-	-	-	-	3	-	-	-
Czechia	2	-	2	-	-	-	-	-	-	-
Iran	2	-	-	-	-	-	2	-	-	-
Moldova	2	-	-	-	-	2	-	-	-	-
Germany	2	-	-	-	-	-	1	-	-	1
Poland	2	-	-	1	-	1	-	-	-	-
Azerbaijan	1	-	-	-	1	-	-	-	-	-
Stateless person	1	-	1	-	-	-	-	-	-	-
Egypt	1	-	-	-	-	-	1	-	-	-
France	1	-	-	-	-	-	-	-	-	1
Iraq	1	-	1	-	-	-	-	-	-	-
Canada	1	-	-	-	-	-	-	-	-	1
Mongolia	1	-	-	-	-	-	-	-	1	-
United States of America, USA	1	-	1	-	-	-	-	-	-	-
Spain	1	-	-	-	-	-	-	1	-	-
Uzbekistan	1	1	-	-	-	-	-	-	-	-
<b>TOTAL</b>	<b>540</b>	<b>76</b>	<b>60</b>	<b>46</b>	<b>96</b>	<b>64</b>	<b>54</b>	<b>70</b>	<b>64</b>	<b>10</b>

### IBCs at the land border between BCPs in 2021; by processing authority

Nationality	TOTAL	BCU PF									
		Zboj	Topoľa	Ulič	Ubl'a	Podhorod'	Petrovce	Vyšné Nemecké	Mat'ovské Vojkovce	Veľké Slemence	Čierna nad Tisou
Pakistan	31	-	-	-	12	7	2	-	6	-	4
Ukraine	19	7	-	-	4	2	2	2	1	1	-
Afghanistan	18	8	-	-	9	1	-	-	-	-	-
Bangladesh	17	-	-	-	16	-	-	-	1	-	-
Turkey	16	-	-	5	-	3	-	8	-	-	-
Algeria	12	-	-	-	-	-	6	6	-	-	-
India	12	-	-	-	4	-	2	2	-	-	4
Uzbekistan	11	-	-	9	2	-	-	-	-	-	-
Georgia	8	-	-	-	3	-	1	2	2	-	-
Libya	7	-	-	-	-	-	4	3	-	-	-
Dominican republic	6	-	-	-	-	-	-	2	4	-	-
Nepal	6	-	-	-	-	4	-	2	-	-	-
Syrian Arab Republic	6	3	-	2	-	-	-	1	-	-	-
Iraq	5	5	-	-	-	-	-	-	-	-	-
Moldova	4	-	-	-	2	-	1	-	1	-	-
Czechia	2	-	-	-	-	-	2	-	-	-	-
Kazakhstan	2	-	-	-	1	-	-	1	-	-	-
Russian Federation	2	-	-	-	-	-	1	-	-	1	-
Sri Lanka	2	-	-	-	2	-	-	-	-	-	-
Armenia	1	-	-	-	1	-	-	-	-	-	-
Azerbaijan	1	-	-	-	-	-	-	1	-	-	-
Belarus	1	-	-	-	1	-	-	-	-	-	-
China	1	-	-	-	-	-	-	-	1	-	-
Eritrea	1	-	-	-	1	-	-	-	-	-	-
Lebanon	1	-	-	-	-	-	1	-	-	-	-
Mo	1	-	-	-	-	-	-	1	-	-	-
Germany	1	-	-	-	1	-	-	-	-	-	-
Poland	1	-	-	-	-	-	-	-	-	-	1
<b>TOTAL</b>	<b>195</b>	<b>23</b>	<b>0</b>	<b>16</b>	<b>59</b>	<b>17</b>	<b>22</b>	<b>31</b>	<b>16</b>	<b>2</b>	<b>9</b>

Note:

The BCU PF Topoľa has been disbanded as of 01/09/2021.

### IBCs at BCPs in 2022; by individual BCU PF

Nationality	TOTAL	BCU PF								
		Ubl'a	Vyšné Nemecké	Maťovské Vojkovce	Veľké Slemence	Čierna nad Tisou	Bratislava airport	Poprad airport	Košice airport	small airports
Ukraine	5	2	3	-	-	-	-	-	-	-
Georgia	2	-	-	-	-	-	2	-	-	-
Iran	1	-	-	-	-	-	1	-	-	-
Nepal	1	-	-	-	-	-	1	-	-	-
<b>TOTAL</b>	<b>9</b>	<b>2</b>	<b>3</b>	<b>0</b>	<b>0</b>	<b>0</b>	<b>4</b>	<b>0</b>	<b>0</b>	<b>0</b>

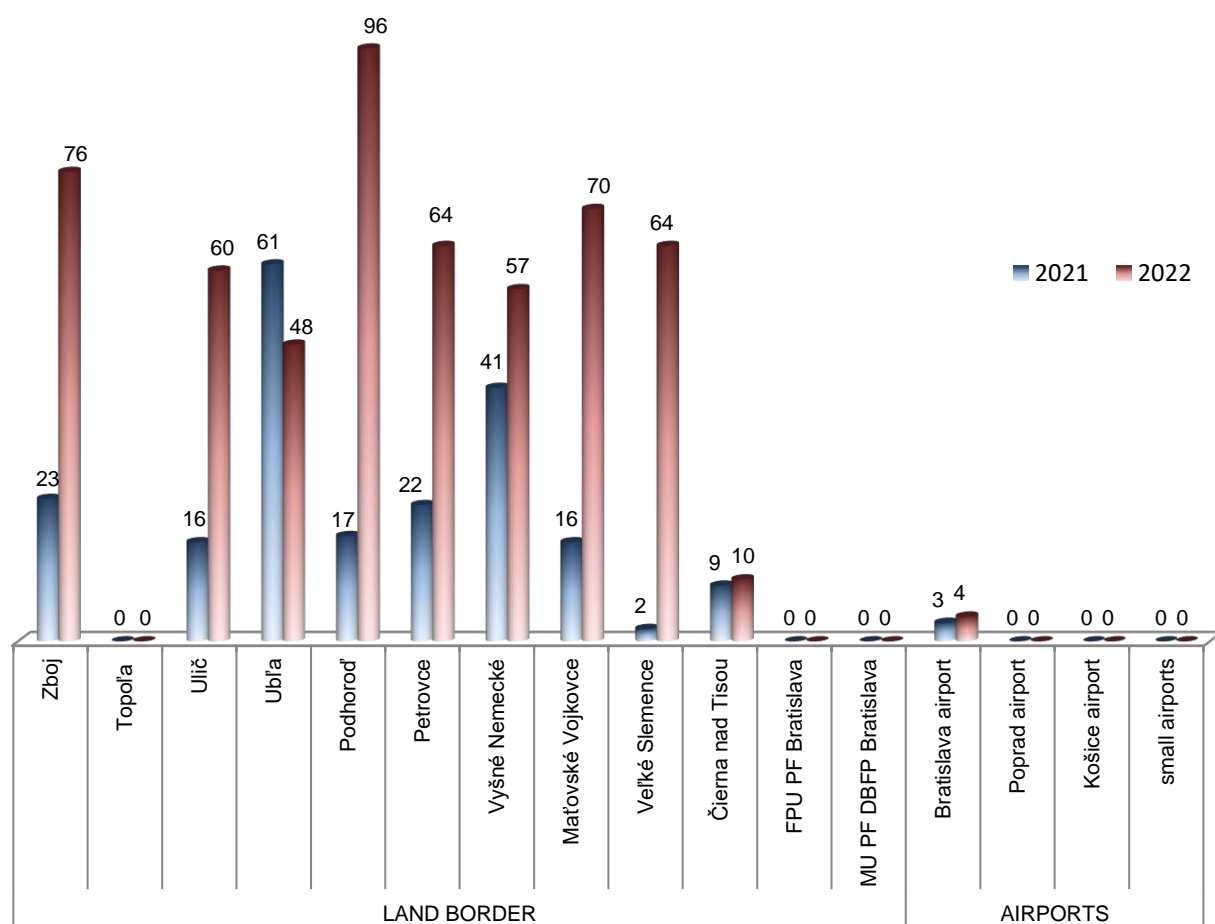
### IBCs at BCPs in 2021; by individual BCU PF

Nationality	TOTAL	BCU PF								
		Ubl'a	Vyšné Nemecké	Maťovské Vojkovce	Veľké Slemence	Čierna nad Tisou	Bratislava airport	Poprad airport	Košice airport	small airports
Russian Federation	8	-	8	-	-	-	-	-	-	-
Ukraine	2	2	-	-	-	-	-	-	-	-
Czechia	1	-	1	-	-	-	-	-	-	-
Georgia	1	-	-	-	-	-	1	-	-	-
Congo	1	-	-	-	-	-	1	-	-	-
Moldova	1	-	-	-	-	-	1	-	-	-
Mongolia	1	-	1	-	-	-	-	-	-	-
<b>TOTAL</b>	<b>15</b>	<b>2</b>	<b>10</b>	<b>0</b>	<b>0</b>	<b>0</b>	<b>3</b>	<b>0</b>	<b>0</b>	<b>0</b>

## Overview of IBCs in 2021 and 2022; by processing of cases by individual unit

Units	2021	2022
BCU PF Zboj	23	76
BCU PF Ulič	16	60
BCU PF Ubl'a	61	48
BCU PF Podhorod'	17	96
BCU PF Petrovce	22	64
BCU PF Vyšné Nemecké	41	57
BCU PF Maťovské Vojkovce	16	70
BCU PF Veľké Slemence	2	64
BCU PF Čierna nad Tisou	9	10
BCU PF Bratislava Ružinov – airport	3	4
BCU PF Poprad – airport	-	-
BCU PF Košice – airport	-	-
small airports	-	-
<b>TOTAL</b>	<b>210</b>	<b>549</b>

## Overview of IBCs in 2021 and 2022; by processing of cases by an individual unit



## IBCs in 2022; by nationality, sex and age

Nationality	IBC TOTAL	TOTAL	MALE				TOTAL	FEMALE			
			0-13	14-17	18-34	35+		0-13	14-17	18-34	35+
Ukraine	508	497	2	2	301	192	11	2	1	6	2
Turkey	6	5	-	-	2	3	1	-	-	-	1
Afghanistan	4	4	-	-	4	-	-	-	-	-	-
Syrian Arab Republic	4	4	-	-	2	2	-	-	-	-	-
Iran	3	3	-	-	3	-	-	-	-	-	-
Russian Federation	3	1	-	-	1	-	2	-	-	2	-
Czechia	2	2	-	1	-	1	-	-	-	-	-
Georgia	2	2	-	-	-	2	-	-	-	-	-
Moldova	2	2	-	-	2	-	-	-	-	-	-
Germany	2	2	-	-	-	2	-	-	-	-	-
Poland	2	2	-	-	-	2	-	-	-	-	-
Azerbaijan	1	1	-	-	-	1	-	-	-	-	-
Stateless person	1	1	1	-	-	-	-	-	-	-	-
Egypt	1	1	-	-	1	-	-	-	-	-	-
France	1	1	-	-	1	-	-	-	-	-	-
Iraq	1	1	-	-	-	1	-	-	-	-	-
Canada	1	1	-	-	1	-	-	-	-	-	-
Mongolia	1	1	-	-	-	1	-	-	-	-	-
Nepal	1	-	-	-	-	-	1	-	-	1	-
United States of America	1	-	-	-	-	-	1	-	-	1	-
Spain	1	1	-	-	1	-	-	-	-	-	-
Uzbekistan	1	1	-	-	1	-	-	-	-	-	-
<b>TOTAL</b>	<b>549</b>	<b>533</b>	<b>3</b>	<b>3</b>	<b>320</b>	<b>207</b>	<b>16</b>	<b>2</b>	<b>1</b>	<b>10</b>	<b>3</b>



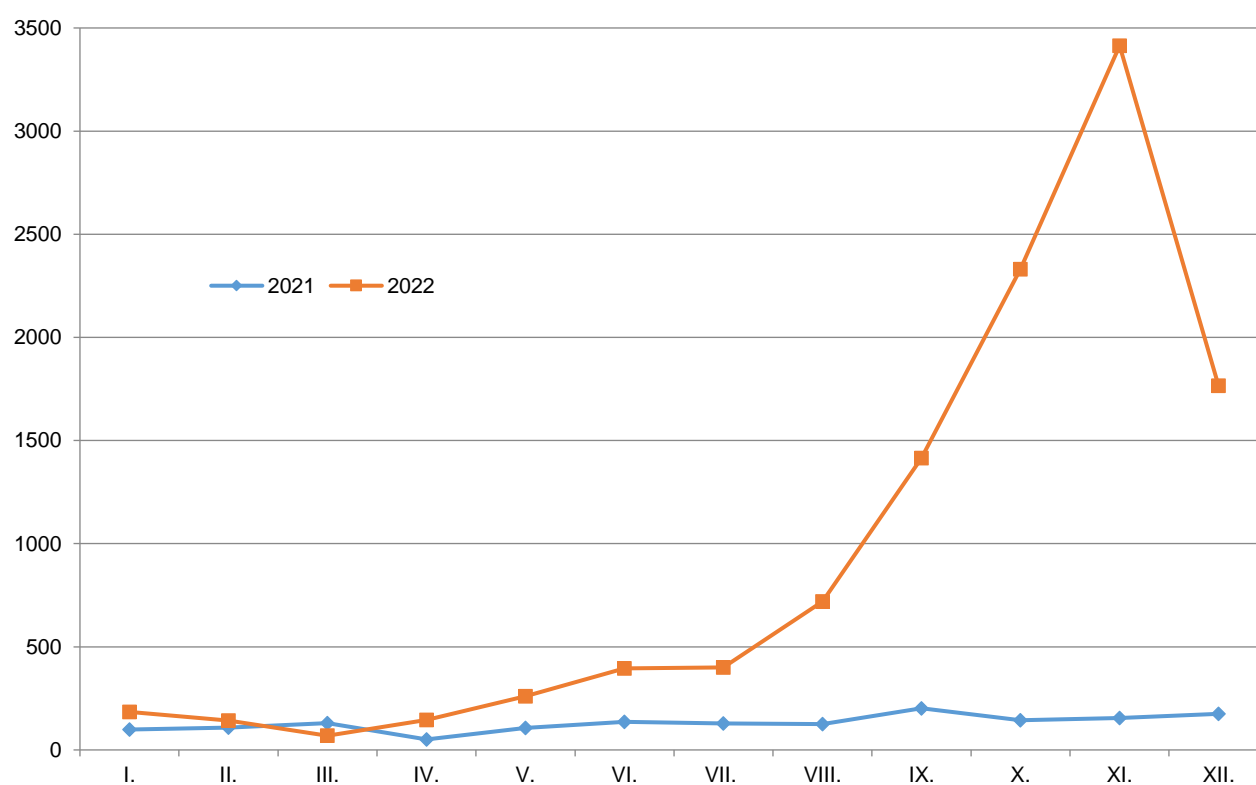
# **IBCs in 2021; by nationality, sex and age**

Nationality	IBC TOTAL	TOTAL	MALE				TOTAL	FEMALE			
			0-13	14-17	18-34	35+		0-13	14-17	18-34	35+
Pakistan	31	31	-	-	27	4	-	-	-	-	-
Ukraine	21	21	2	4	8	7	-	-	-	-	-
Afghanistan	18	13	1	2	9	1	5	3	-	-	2
Bangladesh	17	17	-	-	17	-	-	-	-	-	-
Turkey	16	16	-	1	13	2	-	-	-	-	-
Algeria	12	12	-	2	10	-	-	-	-	-	-
India	12	12	-	-	12	-	-	-	-	-	-
Uzbekistan	11	11	-	-	6	5	-	-	-	-	-
Russian Federation	10	6	2	-	2	2	4	1	1	-	2
Georgia	9	9	-	-	5	4	-	-	-	-	-
Libya	7	7	-	2	5	-	-	-	-	-	-
Dominican republic	6	4	-	-	1	3	2	-	-	1	1
Nepal	6	6	-	-	6	-	-	-	-	-	-
Syrian Arab Republic	6	6	-	-	4	2	-	-	-	-	-
Iraq	5	5	-	-	5	-	-	-	-	-	-
Moldova	5	5	-	-	3	2	-	-	-	-	-
Czechia	3	3	-	-	1	2	-	-	-	-	-
Kazakhstan	2	2	-	-	1	1	-	-	-	-	-
Sri Lanka	2	2	-	-	-	-	2	-	-	2	-
Armenia	1	1	-	-	1	-	-	-	-	-	-
Azerbaijan	1	1	-	-	1	-	-	-	-	-	-
Belarus	1	1	-	-	1	-	-	-	-	-	-
China	1	1	-	-	1	-	-	-	-	-	-
Eritrea	1	1	-	-	-	-	1	-	-	1	-
Congo	1	1	-	-	-	-	1	-	-	-	1
Lebanon	1	1	-	-	-	1	-	-	-	-	-
Morocco	1	1	-	-	1	-	-	-	-	-	-
Mongolia	1	1	-	-	-	1	-	-	-	-	-
Germany	1	1	-	-	-	1	-	-	-	-	-
Poland	1	1	-	-	-	1	-	-	-	-	-
<b>TOTAL</b>	<b>210</b>	<b>195</b>	<b>5</b>	<b>11</b>	<b>140</b>	<b>39</b>	<b>15</b>	<b>4</b>	<b>1</b>	<b>4</b>	<b>6</b>

## 2.2 Illegal stay on the territory of the Slovak Republic

### Overview of IS by individual months of 2021 and 2022

	TOTAL	I.	II.	III.	IV.	V.	VI.	VII.	VIII.	IX.	X.	XI.	XII.
2021	1 559	99	108	130	51	106	136	128	125	202	144	155	175
2022	11 242	185	143	69	145	260	395	400	720	1 415	2 330	3 414	1 766



## IS in 2022; by nationality, place of detection and previous entry into the SR

Nationality	IS TOTAL	Inland			At BCPs on exit		Returned from another MS
		Legal entry	Illegal entry	Unknown entry	at land border	at airports	
Syrian Arab Republic	9 156	11	9 133	1	-	-	11
Morocco	560	2	557	-	1	-	-
Tunisia	418	2	416	-	-	-	-
Turkey	272	6	254	1	-	-	11
Afghanistan	174	1	173	-	-	-	-
Ukraine	86	68	15	2	1	-	-
Bangladesh	65	-	65	-	-	-	-
India	63	-	63	-	-	-	-
Pakistan	49	-	49	-	-	-	-
Algeria	38	-	38	-	-	-	-
Iraq	33	1	31	-	1	-	-
Yemen	30	-	30	-	-	-	-
Serbia	29	19	9	1	-	-	-
Georgia	28	14	9	1	-	1	3
Nepal	17	-	17	-	-	-	-
Palestine	17	-	16	-	-	-	1
Egypt	16	-	16	-	-	-	-
Russian Federation	14	1	12	1	-	-	-
Viet Nam	13	2	11	-	-	-	-
Albania	11	3	8	-	-	-	-
Moldova	11	5	5	1	-	-	-
Somalia	11	-	9	-	-	2	-
Sudan	11	-	11	-	-	-	-
Romania	10	10	-	-	-	-	-
Eritrea	9	-	9	-	-	-	-
Libya	9	-	9	-	-	-	-
Poland	9	9	-	-	-	-	-
Uzbekistan	8	5	1	-	-	-	2
Czechia	7	6	1	-	-	-	-
Belarus	6	4	2	-	-	-	-
Germany	6	6	-	-	-	-	-
Iran	5	-	5	-	-	-	-
Netherlands	4	4	-	-	-	-	-
Cameroon	4	-	4	-	-	-	-
Hungary	4	4	-	-	-	-	-
North Macedonia	4	3	1	-	-	-	-
Bosnia and Herzegovina	3	2	1	-	-	-	-
France	3	2	1	-	-	-	-
Lebanon	3	1	2	-	-	-	-
Nigeria	3	1	1	-	-	-	1
Gambia	2	1	1	-	-	-	-
Guinea	2	-	2	-	-	-	-



Continued on the next page



Continued from the previous page (2022)

Nationality	IS TOTAL	Inland			At BCPs on exit		Returned from another MS
		Legal entry	Illegal entry	Unknown entry	at land border	at airports	
Haiti	2	-	2	-	-	-	-
Italy	2	2	-	-	-	-	-
Armenia	1	1	-	-	-	-	-
Azerbaijan	1	-	1	-	-	-	-
Brazil	1	-	1	-	-	-	-
Dominican republic	1	1		-	-	-	-
Guinea-Bissau	1	-	1	-	-	-	-
Jordan	1		1	-	-	-	-
Kyrgyzstan	1	1	-	-	-	-	-
Democratic republic of Congo	1	-	1	-	-	-	-
Areas not specified elsewhere (Kosovo)	1	-	-	-	1	-	-
Lithuania	1	1	-	-	-	-	-
Latvia	1	1	-	-	-	-	-
Mali	1	-	-	-	1	-	-
Senegal	1	-	1	-	-	-	-
Sweden	1	1	-	-	-	-	-
Uganda	1	-	1	-	-	-	-
<b>TOTAL</b>	<b>11 242</b>	<b>201</b>	<b>10 996</b>	<b>8</b>	<b>5</b>	<b>3</b>	<b>29</b>

## IS in 2021; by nationality, place of detection and previous entry into the SR

Nationality	IS TOTAL	Inland			At BCPs on exit		Returned from another MS
		Legal entry	Illegal entry	Unknown entry	at land border	at airports	
Afghanistan	452	-	445	-	-	-	7
Morocco	284	-	284	-	-	-	-
Syrian Arab Republic	201	1	200	-	-	-	-
Ukraine	187	143	34	1	9	-	-
Algeria	64	-	64	-	-	-	-
Pakistan	62	-	57	-	-	-	5
Tunisia	53	-	53	-	-	-	-
Serbia	38	25	12	1	-	-	-
India	23	-	12	-	-	-	11
Turkey	20	2	17	-	-	-	1
Georgia	19	11	8	-	-	-	-
Libya	19	-	19	-	-	-	-
Egypt	10	-	10	-	-	-	-
Yemen	10	-	10	-	-	-	-
Palestine	10	-	9	-	-	-	1
Bangladesh	9	-	9	-	-	-	-
Sri Lanka	9	-	9	-	-	-	-
Bosnia and Herzegovina	8	6	2	-	-	-	-
Iraq	7	-	7	-	-	-	-
Cameroon	7	1	6	-	-	-	-
Moldova	7	1	6	-	-	-	-
Viet Nam	6	2	3	-	1	-	-
Nepal	5	-	5	-	-	-	-
Sudan	5	-	5	-	-	-	-
Uzbekistan	5	1	4	-	-	-	-
Albania	3	-	3	-	-	-	-
Ghana	3	-	3	-	-	-	-
Russian Federation	3	2	-	-	1	-	-
Thailand	3	-	3	-	-	-	-
Czechia	2	2	-	-	-	-	-
Comoros	2	-	2	-	-	-	-
Nigeria	2	-	2	-	-	-	-
North Macedonia	2	2	-	-	-	-	-
Bulgaria	1	1	-	-	-	-	-
Montenegro	1	1	-	-	-	-	-
Chile	1	1	-	-	-	-	-
China	1	-	1	-	-	-	-
Eritrea	1	-	1	-	-	-	-
Ethiopia	1	-	1	-	-	-	-
Philippines	1	-	1	-	-	-	-
Gabon	1	-	-	1	-	-	-
Gambia	1	-	1	-	-	-	-



Continued on the next page



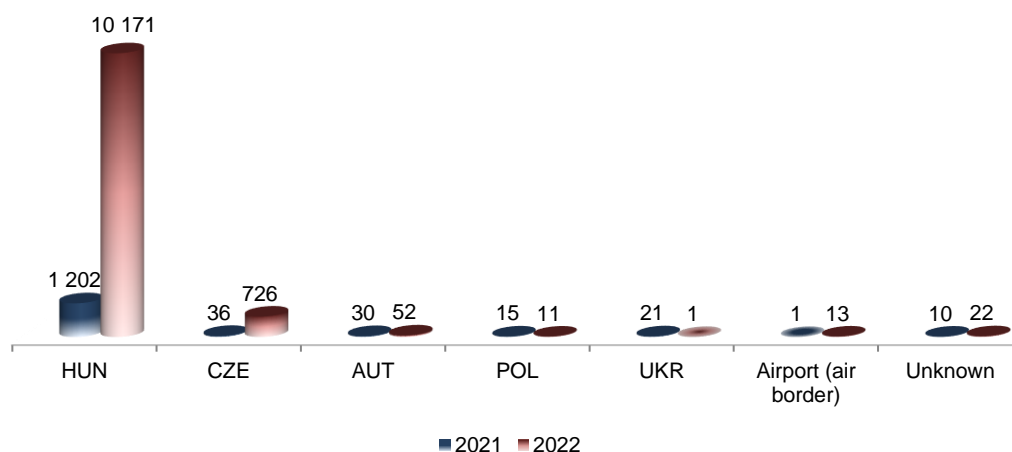
Continued from the previous page (2021)

Nationality	IS TOTAL	Inland			At BCPs on exit		Returned from another MS
		Legal entry	Illegal entry	Unknown entry	at land border	at airports	
Iran	1	-	1	-	-	-	-
Jordan	1	-	1	-	-	-	-
South Sudan	1	-	1	-	-	-	-
Hungary	1	-	-	-	1	-	-
Germany	1	1	-	-	-	-	-
Niger	1	-	1	-	-	-	-
Côte d'Ivoire	1	-	1	-	-	-	-
Romania	1	1	-	-	-	-	-
Tajikistan	1	-	1	-	-	-	-
Togo	1	-	1	-	-	-	-
<b>TOTAL</b>	<b>1 559</b>	<b>204</b>	<b>1 315</b>	<b>3</b>	<b>12</b>	<b>0</b>	<b>25</b>

**IS detected inland after an illegal entry into the SR in 2021 and 2022; by border sections through which foreigners (migrants) illegally entered**

Border section	2021	2022
Hungary	1 202	10 171
Czechia	36	726
Austria	30	52
Poland	15	11
Ukraine	21	1
Airport (air border)	1	13
Unknown	10	22
<b>TOTAL</b>	<b>1 315</b>	<b>10 996</b>

**ISs detected inland after an illegal entry into the SR in 2021 and 2022; by border sections through which foreigners illegal entered**



**IS detected inland after an illegal entry into the SR in 2022; by border sections through which foreigners (migrants) illegally entered and by nationality**

Nationality	TOTAL	Border section						
		HUN	CZE	AUT	POL	UKR	Airport (air border)	Unknown
Syrian Arab Republic	9 133	8 445	665	4	1	-	2	16
Morocco	557	541	7	7	-	-	-	2
Tunisia	416	415	-	1	-	-	-	-
Turkey	254	218	17	19	-	-	-	-
Afghanistan	173	165	5	-	-	-	3	-
Bangladesh	65	64	-	-	-	-	-	1
India	63	60	-	3	-	-	-	-
Pakistan	49	46	-	2	-	-	-	1
Algeria	38	37	-	1	-	-	-	-
Iraq	31	27	3	-	-	-	1	-
Yemen	30	24	6	-	-	-	-	-
Nepal	17	17	-	-	-	-	-	-
Egypt	16	15	1	-	-	-	-	-
Palestine	16	12	2	2	-	-	-	-
Ukraine	15	6	4	-	3	1	1	-
Russian Federation	12	4	7	1	-	-	-	-
Sudan	11	9	-	2	-	-	-	-
Viet Nam	11	6	3	1	-	-	-	1
Eritrea	9	9	-	-	-	-	-	-
Georgia	9	3	2	1	2	-	1	-
Libya	9	8	1	-	-	-	-	-
Somalia	9	9	-	-	-	-	-	-
Serbia	9	4	1	3	-	-	1	-
Albania	8	4	-	4	-	-	-	-
Iran	5	2	-	-	-	-	3	-
Moldova	5	3	1	-	1	-	-	-
Cameroon	4	3	-	-	1	-	-	-
Belarus	2	-	-	-	2	-	-	-
Guinea	2	2	-	-	-	-	-	-
Haiti	2	2	-	-	-	-	-	-
Lebanon	2	2	-	-	-	-	-	-
Azerbaijan	1	-	1	-	-	-	-	-
Bosnia and Herzegovina	1	1	-	-	-	-	-	-
Brazil	1	-	-	-	-	-	1	-
Czechia	1	-	-	-	-	-	-	1
France	1	1	-	-	-	-	-	-
Gambia	1	1	-	-	-	-	-	-
Guinea-Bissau	1	1	-	-	-	-	-	-
Jordan	1	1	-	-	-	-	-	-
Democratic republic of Congo	1	1	-	-	-	-	-	-
Nigeria	1	1	-	-	-	-	-	-



Continued on the next page





Continued from the previous page ( 2022)

Nationality	TOTAL	Border section						
		HUN	CZE	AUT	POL	UKR	Airport (air border)	Unknown
Senegal	1	1	-	-	-	-	-	-
North Macedonia	1	-	-	1	-	-	-	-
Uganda	1	1	-	-	-	-	-	-
Uzbekistan	1	-	-	-	1	-	-	-
<b>TOTAL</b>	<b>10 996</b>	<b>10 171</b>	<b>726</b>	<b>52</b>	<b>11</b>	<b>1</b>	<b>13</b>	<b>22</b>

**IS detected inland after an illegal entry into the SR in 2021; by border sections through which foreigners (migrants) illegally entered and by nationality**

Nationality	TOTAL	Border section						
		HUN	CZE	AUT	POL	UKR	Airport (air border)	Unknown
Afghanistan	445	442	-	-	1	-	-	2
Morocco	284	272	1	11	-	-	-	-
Syrian Arab Republic	200	198	1	1	-	-	-	-
Algeria	64	60	2	1	1	-	-	-
Pakistan	57	51	1	1	-	-	-	4
Tunisia	53	49	-	4	-	-	-	-
Ukraine	34	3	18	-	10	3	-	-
Libya	19	18	-	1	-	-	-	-
Turkey	17	17	-	-	-	-	-	-
India	12	8	-	-	-	3	-	1
Serbia	12	6	3	3	-	-	-	-
Egypt	10	10	-	-	-	-	-	-
Yemen	10	10	-	-	-	-	-	-
Bangladesh	9	6	-	-	-	-	-	3
Palestine	9	9	-	-	-	-	-	-
Sri Lanka	9	4	-	-	-	5	-	-
Georgia	8	1	4	1	2	-	-	-
Iraq	7	6	-	1	-	-	-	-
Cameroon	6	6	-	-	-	-	-	-
Moldova	6	1	5	-	-	-	-	-
Nepal	5	-	-	-	-	5	-	-
Sudan	5	5	-	-	-	-	-	-
Uzbekistan	4	-	-	-	-	4	-	-
Albania	3	2	-	1	-	-	-	-
Ghana	3	3	-	-	-	-	-	-
Thailand	3	3	-	-	-	-	-	-
Viet Nam	3	2	-	-	1	-	-	-



Continued on the next page



Continued from the previous page (2021)

Nationality	TOTAL	Border section						
		HUN	CZE	AUT	POL	UKR	Airport (air border)	Unknown
Bosnia and Herzegovina	2	-	-	2	-	-	-	-
Comoros	2	2	-	-	-	-	-	-
Nigeria	2	-	-	1	-	-	1	-
China	1	-	1	-	-	-	-	-
Eritrea	1	1	-	-	-	-	-	-
Ethiopia	1	1	-	-	-	-	-	-
Philippines	1	1	-	-	-	-	-	-
Gambia	1	-	-	1	-	-	-	-
Iran	1	1	-	-	-	-	-	-
Jordan	1	1	-	-	-	-	-	-
South Sudan	1	1	-	-	-	-	-	-
Niger	1	1	-	-	-	-	-	-
Côte d'Ivoire	1	-	-	1	-	-	-	-
Tajikistan	1	-	-	-	-	1	-	-
Togo	1	1	-	-	-	-	-	-
<b>TOTAL</b>	<b>1 315</b>	<b>1 202</b>	<b>36</b>	<b>30</b>	<b>15</b>	<b>21</b>	<b>1</b>	<b>10</b>

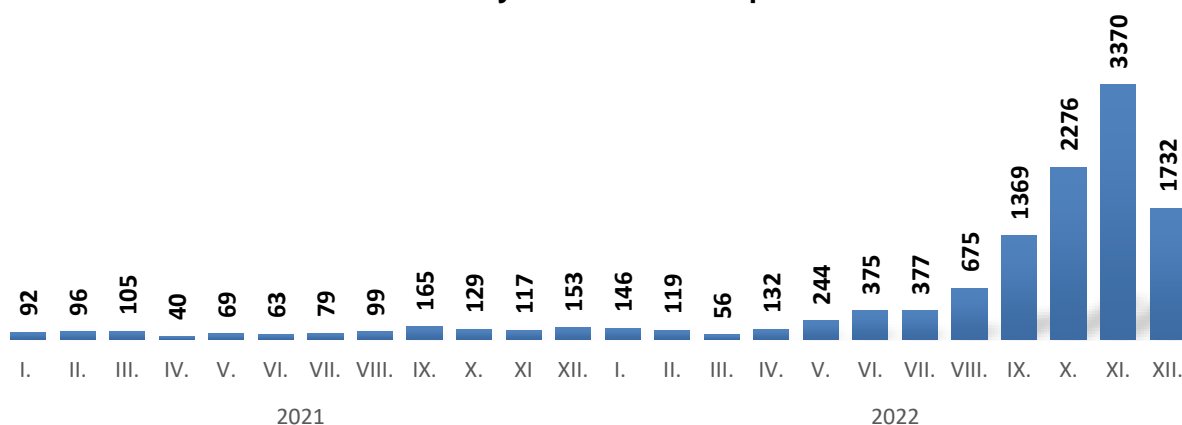
#### IS Inland – Illegal entry into the SR – secondary transit migration from the Western Balkans route in 2022 - TOP nationalities

Nationality	2022
Syrian Arab Republic	9 104
Morocco	556
Tunisia	415
Turkey	253
Afghanistan	169
Others	375
<b>TOTAL</b>	<b>10 872</b>

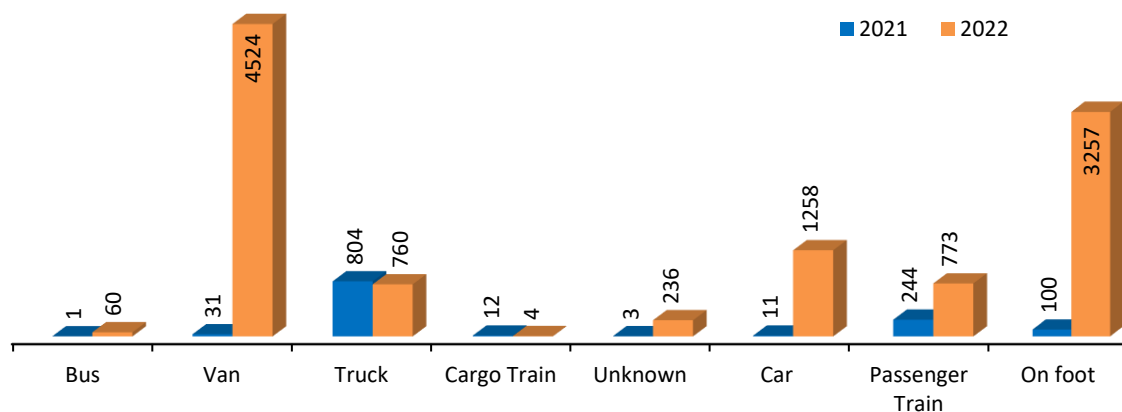
#### IS Inland – Illegal entry into the SR – secondary transit migration from the Western Balkans route in 2021 - TOP nationalities

Nationality	2021
Afghanistan	444
Morocco	284
Syrian Arab Republic	199
Algeria	61
Tunisia	53
Others	165
<b>TOTAL</b>	<b>1 206</b>

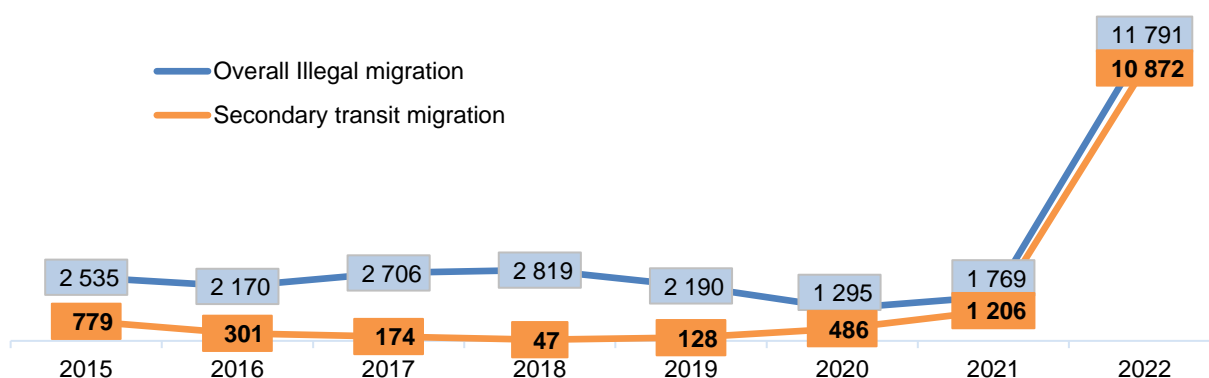
### Monthly development of secondary transit migration from the Western Balkan route on the territory of the Slovak Republic in 2021 and 2022



### Method of crossing the state border of the Slovak Republic by foreigners on secondary transit migration from the Western Balkan route



### Secondary transit migration in context of total irregular migration 2015-2022



**IS in 2022; by detection and processing of cases by an individual DBFP and other authorities**

Units		DETECTED	PROCESSED
<b>DBFP Bratislava</b>	FPU PF Bratislava	15	115
	FPU PF Dunajská Streda	8	217
	FPU PF Nitra	7	988
	FPU PF Nové Zámky	20	1 914
	FPU PF Trnava	26	1 079
	BCU PF Bratislava Ružinov - airport	10	11
	MU PF DBFP Bratislava	25	3 567
	<b>TOTAL</b>	<b>111</b>	<b>7 891</b>
<b>DBFP Banská Bystrica</b>	FPU PF Banská Bystrica	6	473
	FPU PF Ružomberok	14	300
	FPU PF Rimavská Sobota	-	324
	FPU PF Trenčín	7	281
	FPU PF Žilina	4	316
	MU PF DBFP Banská Bystrica	2	1 457
	<b>TOTAL</b>	<b>33</b>	<b>3 151</b>
<b>DBFP Prešov</b>	FPU PF Košice	9	40
	FPU PF Michalovce	5	7
	FPU PF Prešov	11	17
	BCU PF Košice – airport	1	5
	BCU PF Poprad - airport	-	-
	MU PF DBFP Prešov	6	110
	OA PZ Humenné	11	13
	<b>TOTAL</b>	<b>43</b>	<b>192</b>
<b>DBFP Sobrance</b>	BCU PF Zboj	1	1
	BCU PF Topoľa	-	-
	BCU PF Ulič	1	1
	BCU PF Ubl'a	3	3
	BCU PF Podhorod'	-	-
	BCU PF Petrovce	-	-
	BCU PF Vyšné Nemecké	3	3
	BCU PF Maťovské Vojkovce	-	-
	BCU PF Veľké Slemence	-	-
	BCU PF Čierna nad Tisou	-	-
	MIU PF DBFP Sobrance	-	-
	<b>TOTAL</b>	<b>8</b>	<b>8</b>
<b>Other authorities</b>	Customs Criminal Bureau	308	-
	NUCIM	131	-
	Patrol Police	8 698	-
	Railway Police	994	-
	Traffic Police	882	-
	Criminal Police	5	-
	Authority of another country	5	-
	Authority of a neighbouring country	24	-
	<b>TOTAL</b>	<b>11 047</b>	<b>0</b>
<b>TOTAL</b>		<b>11 242</b>	<b>11 242</b>

**IS in 2021; by detection and processing of cases by an individual DBFP and other authorities**

Units		DETECTED	PROCESSED
<b>DBFP Bratislava</b>	FPU PF Bratislava	52	146
	FPU PF Dunajská Streda	20	68
	FPU PF Nitra	51	66
	FPU PF Nové Zámky	54	317
	FPU PF Trnava	51	96
	BCU PF Bratislava Ružinov - letisko	24	4
	MU PF DBFP Bratislava	22	342
	<b>TOTAL</b>	<b>274</b>	<b>1 039</b>
<b>DBFP Banská Bystrica</b>	FPU PF Banská Bystrica	11	42
	FPU PF Ružomberok	5	20
	FPU PF Rimavská Sobota	-	7
	FPU PF Trenčín	6	14
	FPU PF Žilina	1	43
	MU PF DBFP Banská Bystrica	7	153
	<b>TOTAL</b>	<b>30</b>	<b>279</b>
<b>DBFP Prešov</b>	FPU PF Košice	11	54
	FPU PF Michalovce	5	53
	FPU PF Prešov	12	76
	BCU PF Košice – letisko	-	1
	BCU PF Poprad - letisko	-	-
	MU PF DBFP Prešov	4	30
	<b>TOTAL</b>	<b>32</b>	<b>214</b>
<b>DBFP Sobrance</b>	BCU PF Zboj	-	1
	BCU PF Topoľa	8	8
	BCU PF Ulič	3	3
	BCU PF Ubľa	5	5
	BCU PF Podhorod'	-	-
	BCU PF Petrovce	-	1
	BCU PF Vyšné Nemecké	6	6
	BCU PF Maťovské Vojkovce	-	-
	BCU PF Veľké Slemence	1	1
	BCU PF Čierna nad Tisou	2	2
	MIU PF DBFP Sobrance	4	-
	<b>TOTAL</b>	<b>29</b>	<b>27</b>
<b>Other authorities</b>	Customs Criminal Bureau	34	-
	NUCIM	6	-
	Patrol Police	745	-
	Railway Police	291	-
	Traffic Police	93	-
	Criminal Police	-	-
	Authority of another country	1	-
	Authority of a neighbouring country	24	-
	<b>TOTAL</b>	<b>1 194</b>	<b>0</b>
<b>TOTAL</b>		<b>1 559</b>	<b>1 559</b>

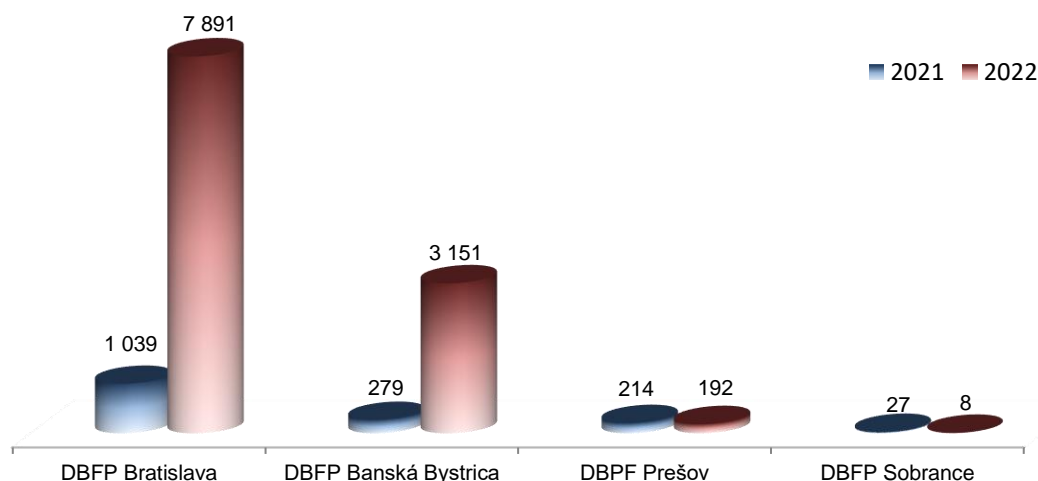
**Note:**

"Authority of detection" means the unit that carried out the initial check of a foreigner on the territory of the SR, and detected a violation of the law and handed the case over to the competent unit of BBFP for further processing or the violation of the law was detected by another foreign authority.

### IS in 2021 and 2022; by processing of cases by individual DBFPs

	2021	2022
DBFP Bratislava	1 039	7 891
DBFP Banská Bystrica	279	3 151
DBFP Prešov	214	192
DBFP Sobrance	27	8
<b>TOTAL</b>	<b>1 559</b>	<b>11 242</b>

### IS in 2021 and 2022; by processing of cases by individual DBFPs



### Overview of IS in 2022; by processing of cases by individual DBFPs and by detection and previous entry into the territory of the SR

DBFP	IS TOTAL	Inland			At BCPs on exit		Returned from another MS
		Legal entry	Illegal entry	Unknown entry	at land border	at airports	
DBFP Bratislava	7 891	131	7 749	7	-	2	2
DBFP B. Bystrica	3 151	40	3 099	-	-	-	12
DBFP Prešov	192	27	148	1	-	1	15
DBFP Sobrance	8	3	-	-	5	-	-
<b>TOTAL</b>	<b>11 242</b>	<b>201</b>	<b>10 996</b>	<b>8</b>	<b>5</b>	<b>3</b>	<b>29</b>

### Overview of IS in 2021; by processing of cases by individual DBFPs and by detection and previous entry into the territory of the SR

DBFP	IS TOTAL	Inland			At BCPs on exit		Returned from another MS
		Legal entry	Illegal entry	Unknown entry	at land border	at airports	
DBFP Bratislava	1 039	151	885	2	-	-	1
DBFP B. Bystrica	279	20	247	-	-	-	12
DBFP Prešov	214	28	173	1	-	-	12
DBFP Sobrance	27	5	10	-	12	-	-
<b>TOTAL</b>	<b>1 559</b>	<b>204</b>	<b>1 315</b>	<b>3</b>	<b>12</b>	<b>0</b>	<b>25</b>

**Overview of third country nationals who legally entered the territory of the Schengen area but were detected as overstayers in the SR in 2022**

Nationality	Overstayers		
	TOTAL	Inland	At BCPs on exit
Ukraine	80	79	1
Georgia	26	25	1
Serbia	23	23	-
Syrian Arab Republic	15	15	-
Viet Nam	12	12	-
Moldova	7	7	-
Uzbekistan	7	7	-
Belarus	6	6	-
Russian Federation	5	5	-
Turkey	5	5	-
Albania	4	4	-
Iraq	3	2	1
North Macedonia	3	3	-
Bosnia and Herzegovina	2	2	-
Morocco	2	2	-
Nigeria	2	2	-
Tunisia	2	2	-
Afghanistan	1	1	-
Algeria	1	1	-
Armenia	1	1	-
Azerbaijan	1	1	-
Dominican republic	1	1	-
Gambia	1	1	-
Jordan	1	1	-
Cameroon	1	1	-
Kyrgyzstan	1	1	-
Democratic republic of Congo	1	1	-
Lebanon	1	1	-
Areas not specified elsewhere (Kosovo)	1	-	1
<b>TOTAL</b>	<b>216</b>	<b>212</b>	<b>4</b>

**Overview of third country nationals who legally entered the territory of the Schengen area but were detected as overstayers in the SR in 2021**

Nationality	Overstayers		
	TOTAL	Inland	At BCPs on exit
Ukraine	181	172	9
Serbia	32	32	-
Georgia	17	17	-
Bosnia and Herzegovina	7	7	-
Moldova	6	6	-
Viet Nam	4	3	1
Thailand	3	3	-
Turkey	3	3	-
Russian Federation	2	2	-
North Macedonia	2	2	-
Syrian Arab Republic	2	2	-
Albania	1	1	-
Montenegro	1	1	-
Chile	1	1	-
China	1	1	-
Cameroon	1	1	-
Pakistan	1	1	-
Palestine	1	1	-
Uzbekistan	1	1	-
<b>TOTAL</b>	<b>267</b>	<b>257</b>	<b>10</b>



## IS in 2022; by nationality, sex and age

Nationality	IS TOTAL	TOTAL	MALE				TOTAL	FEMALE			
			0-13	14-17	18-34	35+		0-13	14-17	18-34	35+
Syrian Arab Republic	9 156	8 712	320	262	7 039	1 091	444	127	21	230	66
Morocco	560	559	-	6	527	26	1	-	-	1	-
Tunisia	418	412	-	1	367	44	6	2	-	3	1
Turkey	272	218	22	13	144	39	54	26	-	19	9
Afghanistan	174	173	3	21	141	8	1	-	-	-	1
Ukraine	86	73	-	3	49	21	13	-	-	7	6
Bangladesh	65	65	-	2	50	13	-	-	-	-	-
India	63	62	-	1	50	11	1	-	-	-	1
Pakistan	49	49	-	-	40	9	-	-	-	-	-
Algeria	38	38	-	-	35	3	-	-	-	-	-
Iraq	33	31	4	-	21	6	2	1	-	1	-
Yemen	30	30	-	-	25	5	-	-	-	-	-
Serbia	29	27	-	-	10	17	2	-	-	1	1
Georgia	28	28	-	-	14	14	-	-	-	-	-
Nepal	17	13	-	-	12	1	4	-	-	4	-
Palestine	17	16	-	-	16	-	1	-	-	1	-
Egypt	16	14	1	-	10	3	2	1	-	1	-
Russian Federation	14	13	1	-	8	4	1	-	-	1	-
Viet Nam	13	9	-	-	7	2	4	-	-	3	1
Albania	11	9	-	-	5	4	2	-	1	-	1
Moldova	11	10	-	-	8	2	1	-	-	1	-
Somalia	11	10	-	1	9	-	1	-	1	-	-
Sudan	11	11	-	-	10	1	-	-	-	-	-
Romania	10	10	-	-	3	7	-	-	-	-	-
Eritrea	9	8	1	-	7	-	1	-	-	1	-
Libya	9	9	-	-	9	-	-	-	-	-	-
Poland	9	7	-	-	3	4	2	-	-	1	1
Uzbekistan	8	8	-	-	5	3	-	-	-	-	-
Czechia	7	7	-	-	6	1	-	-	-	-	-
Belarus	6	5	-	-	5	-	1	-	-	1	-
Germany	6	5	-	-	2	3	1	-	-	-	1
Iran	5	5	-	-	3	2	-	-	-	-	-
Netherlands	4	4	-	-	4	-	-	-	-	-	-
Cameroon	4	4	-	-	3	1	-	-	-	-	-
Hungary	4	3	-	-	2	1	1	-	-	1	-
North Macedonia	4	4	-	-	-	4	-	-	-	-	-
Bosnia and Herzegovina	3	3	-	-	2	1	-	-	-	-	-
France	3	3	-	-	2	1	-	-	-	-	-
Lebanon	3	3	-	-	3	-	-	-	-	-	-
Nigeria	3	3	-	-	3	-	-	-	-	-	-



Continued on the next page



Continued from the previous page (2022)

Nationality	IS TOTAL	TOTAL	MALE				TOTAL	FEMALE			
			0-13	14-17	18-34	35+		0-13	14-17	18-34	35+
Gambia	2	2	-	1	1	-	-	-	-	-	-
Guinea	2	2	-	-	1	1	-	-	-	-	-
Haiti	2	2	-	-	2	-	-	-	-	-	-
Italy	2	2	-	-	1	1	-	-	-	-	-
Armenia	1	1	-	-	-	1	-	-	-	-	-
Azerbaijan	1	1	-	-	-	1	-	-	-	-	-
Brazil	1	1	-	-	-	1	-	-	-	-	-
Dominican republic	1	1	-	-	-	1	-	-	-	-	-
Guinea-Bissau	1	1	-	-	1	-	-	-	-	-	-
Jordan	1	1	-	-	1	-	-	-	-	-	-
Kyrgyzstan	1	1	-	-	1	-	-	-	-	-	-
Democratic republic of Congo	1	1	-	-	-	1	-	-	-	-	-
Lithuania	1	1	-	-	-	1	-	-	-	-	-
Latvia	1	1	-	-	1	-	-	-	-	-	-
Mali	1	1	-	-	1	-	-	-	-	-	-
Areas not specified elsewhere (Kosovo)	1	1	-	-	-	1	-	-	-	-	-
Senegal	1	1	-	-	1	-	-	-	-	-	-
Sweden	1	1	-	-	1	-	-	-	-	-	-
Uganda	1	1	-	-	1	-	-	-	-	-	-
<b>TOTAL</b>	<b>11 242</b>	<b>10 696</b>	<b>352</b>	<b>311</b>	<b>8 672</b>	<b>1 361</b>	<b>546</b>	<b>157</b>	<b>23</b>	<b>277</b>	<b>89</b>

## IS in 2021; by nationality, sex and age

Nationality	IS TOTAL	TOTAL	MALE				TOTAL	FEMALE			
			0-13	14-17	18-34	35+		0-13	14-17	18-34	35+
Afghanistan	452	449	3	137	305	4	3	-	-	2	1
Morocco	284	281	-	5	250	26	3	-	-	3	-
Syrian Arab Republic	204	200	-	7	177	16	4	1	-	2	1
Ukraine	187	128	-	-	70	58	59	-	-	19	40
Pakistan	62	62	-	3	54	5	-	-	-	-	-
Algeria	60	60	-	3	50	7	-	-	-	-	-
Tunisia	52	51	-	-	47	4	1	-	-	-	1
Serbia	38	33	-	-	18	15	5	-	-	-	5
India	23	23	-	-	20	3	-	-	-	-	-
Libya	20	20	-	2	16	2	-	-	-	-	-
Turkey	20	20	-	2	14	4	-	-	-	-	-
Georgia	19	15	-	-	4	11	4	-	-	-	4
Palestine	11	11	-	-	9	2	-	-	-	-	-
Egypt	10	10	-	2	6	2	-	-	-	-	-
Yemen	10	10	-	-	9	1	-	-	-	-	-
Bangladesh	9	9	-	-	9	-	-	-	-	-	-
Sri Lanka	9	9	-	-	5	4	-	-	-	-	-
Bosnia and Herzegovina	8	5	-	-	1	4	3	-	-	1	2
Iraq	7	5	1	-	4	-	2	1	-	1	-
Cameroon	7	5	-	-	2	3	2	-	-	1	1
Moldova	7	2	-	-	1	1	5	-	-	4	1
Viet Nam	6	5	-	-	2	3	1	-	-	-	1
Nepal	5	5	-	-	5	-	-	-	-	-	-
Sudan	5	5	-	-	4	1	-	-	-	-	-
Uzbekistan	5	5	-	-	4	1	-	-	-	-	-
Albania	3	3	-	-	3	-	-	-	-	-	-
Ghana	3	3	-	-	2	1	-	-	-	-	-
Russian Federation	3	1	-	-	-	1	2	-	-	2	-
Thailand	3	-	-	-	-	-	3	-	-	-	3
Czechia	2	1	-	-	-	1	1	-	-	1	-
Comoros	2	2	-	-	2	-	-	-	-	-	-
Nigeria	2	2	-	-	1	1	-	-	-	-	-
North Macedonia	2	2	-	-	1	1	-	-	-	-	-
Bulgaria	1	1	-	-	-	1	-	-	-	-	-
Montenegro	1	1	-	-	1	-	-	-	-	-	-
Chile	1	1	-	-	-	1	-	-	-	-	-
China	1	1	-	-	1	-	-	-	-	-	-
Eritrea	1	1	-	-	1	-	-	-	-	-	-
Ethiopia	1	1	-	-	1	-	-	-	-	-	-
Philippines	1	-	-	-	-	-	1	-	-	1	-
Gabon	1	1	-	-	-	1	-	-	-	-	-
Gambia	1	1	-	-	1	-	-	-	-	-	-



Continued on the next page



Continued from the previous page (2021)

Nationality	IS TOTAL	TOTAL	MALE				TOTAL	FEMALE			
			0-13	14-17	18-34	35+		0-13	14-17	18-34	35+
Iran	1	1	-	1	-	-	-	-	-	-	-
Jordan	1	1	-	-	1	-	-	-	-	-	-
South Sudan	1	1	-	-	1	-	-	-	-	-	-
Hungary	1	1	-	-	-	1	-	-	-	-	-
Germany	1	1	-	-	1	-	-	-	-	-	-
Niger	1	1	-	1	-	-	-	-	-	-	-
Côte d'Ivoire	1	1	-	-	1	-	-	-	-	-	-
Romania	1	1	-	-	-	1	-	-	-	-	-
Tajikistan	1	1	-	-	1	-	-	-	-	-	-
Togo	1	1	-	-	1	-	-	-	-	-	-
<b>TOTAL</b>	<b>1 559</b>	<b>1 460</b>	<b>4</b>	<b>163</b>	<b>1 106</b>	<b>187</b>	<b>99</b>	<b>2</b>	<b>0</b>	<b>37</b>	<b>60</b>

## IS by processing of cases by individual DBFPs in 2022

Nationality	TOTAL	Thereof:			
		DBFP Bratislava	DBFP B. Bystrica	DBFP Prešov	DBFP Sobrance
Syrian Arab Republic	9 156	6 329	2 749	78	-
Morocco	560	408	134	17	1
Tunisia	418	393	22	3	-
Turkey	272	221	31	20	-
Afghanistan	174	144	25	5	-
Ukraine	86	44	16	22	4
Bangladesh	65	3	62	-	-
India	63	36	27	-	-
Pakistan	49	19	20	10	-
Algeria	38	31	6	1	-
Iraq	33	22	9	1	1
Yemen	30	29	1	-	-
Serbia	29	19	10	-	-
Georgia	28	18	1	9	-
Nepal	17	3	10	4	-
Palestine	17	12	5	-	-
Egypt	16	14	1	1	-
Russian Federation	14	8	-	6	-
Viet Nam	13	10	-	3	-
Albania	11	8	3	-	-
Moldova	11	10	-	1	-
Somalia	11	11	-	-	-
Sudan	11	8	3	-	-
Romania	10	10	-	-	-
Eritrea	9	8	-	1	-
Libya	9	8	1	-	-
Poland	9	9	-	-	-
Uzbekistan	8	1	4	3	-
Czechia	7	7	-	-	-
Belarus	6	1	-	5	-
Germany	6	4	1	1	-
Iran	5	5	-	-	-
Netherlands	4	4	-	-	-
Cameroon	4	3	1	-	-
Hungary	4	2	2	-	-
North Macedonia	4	2	2	-	-
Bosnia and Herzegovina	3	3	-	-	-
France	3	3	-	-	-
Lebanon	3	2	1	-	-
Nigeria	3	2	1	-	-
Gambia	2	1	1	-	-
Guinea	2	2	-	-	-
Haiti	2	2	-	-	-



Continued on the next page



Continued from the previous page (2022)

Nationality	TOTAL	Thereof:			
		DBFP Bratislava	DBFP B. Bystrica	DBFP Prešov	DBFP Sobrance
Italy	2	2	-	-	-
Armenia	1	1	-	-	-
Azerbaijan	1	-	-	1	-
Brazil	1	1	-	-	-
Dominican republic	1	1	-	-	-
Guinea-Bissau	1	1	-	-	-
Jordan	1	1	-	-	-
Kyrgyzstan	1	1	-	-	-
Democratic republic of Congo	1	1	-	-	-
Areas not specified elsewhere (Kosovo)	1	-	-	-	1
Lithuania	1	-	1	-	-
Latvia	1	1	-	-	-
Mali	1	-	-	-	1
Senegal	1	1	-	-	-
Sweden	1	1	-	-	-
Uganda	1	-	1	-	-
<b>TOTAL</b>	<b>11 242</b>	<b>7 891</b>	<b>3 151</b>	<b>192</b>	<b>8</b>

## IS by processing of cases by individual DBFPs in 2021

Nationality	TOTAL	Thereof:			
		DBFP Bratislava	DBFP B. Bystrica	DBFP Prešov	DBFP Sobrance
Afghanistan	452	239	113	99	1
Morocco	284	195	74	15	-
Syrian Arab Republic	201	189	11	1	-
Ukraine	187	129	15	32	11
Algeria	64	45	15	4	-
Pakistan	62	39	10	13	-
Tunisia	53	46	7	-	-
Serbia	38	34	4	-	-
India	23	7	1	12	3
Turkey	20	12	6	1	1
Georgia	19	15	1	3	-
Libya	19	8	9	2	-
Egypt	10	8	2	-	-
Yemen	10	10	-	-	-
Palestine	10	6	4	-	-
Bangladesh	9	6	-	3	-
Sri Lanka	9	4	-	-	5
Bosnia and Herzegovina	8	8	-	-	-
Iraq	7	7	-	-	-
Cameroon	7	-	1	6	-
Moldova	7	2	-	5	-
Viet Nam	6	5	-	-	1
Nepal	5	-	-	5	-
Sudan	5	5	-	-	-
Uzbekistan	5	-	-	4	1
Albania	3	3	-	-	-
Ghana	3	-	-	3	-
Russian Federation	3	2	-	-	1
Thailand	3	3	-	-	-
Czechia	2	-	-	2	-
Comoros	2	-	-	2	-
Nigeria	2	2	-	-	-
North Macedonia	2	1	1	-	-
Bulgaria	1	-	-	1	-
Montenegro	1	1	-	-	-
Chile	1	-	1	-	-
China	1	1	-	-	-
Eritrea	1	-	1	-	-
Ethiopia	1	-	1	-	-
Philippines	1	1	-	-	-
Gabon	1	1	-	-	-
Gambia	1	1	-	-	-
Iran	1	1	-	-	-
Jordan	1	1	-	-	-



Continued on the next page



Continued from the previous page (2021)

Nationality	TOTAL	Thereof:			
		DBFP Bratislava	DBFP B. Bystrica	DBFP Prešov	DBFP Sobrance
South Sudan	1	-	1	-	-
Hungary	1	-	-	-	1
Germany	1	-	-	-	1
Niger	1	-	1	-	-
Côte d'Ivoire	1	1	-	-	-
Romania	1	1	-	-	-
Tajikistan	1	-	-	-	1
Togo	1	-	-	1	-
<b>TOTAL</b>	<b>1 559</b>	<b>1 039</b>	<b>279</b>	<b>214</b>	<b>27</b>



## IS by processing of cases by individual units of DBFP Bratislava in 2022

Nationality	TOTAL	Thereof:						
		FPU PF Bratislava	FPU PF Dunajská Streda	FPU PF Nitra	FPU PF Nové Zámky	FPU PF Trnava	BCU PF Bratislava Ružinov-airport	MU PF DBFP Bratislava
Syrian Arab Republic	6 329	30	182	934	1 543	902	2	2 736
Morocco	408	17	2	3	91	64	-	231
Tunisia	393	48	-	7	125	5	-	208
Turkey	221	1	15	16	15	42	-	132
Afghanistan	144	1	4	4	24	13	3	95
Ukraine	44	4	3	6	11	4	-	16
India	36	4	1	-	-	1	-	30
Algeria	31	-	-	-	12	2	-	17
Yemen	29	-	-	-	20	6	-	3
Iraq	22	-	1	-	11	4	-	6
Pakistan	19	-	1	-	1	4	-	13
Serbia	19	1	2	1	4	5	-	6
Georgia	18	2	1	2	-	8	1	4
Egypt	14	-	-	-	5	6	-	3
Palestine	12	-	-	-	6	-	-	6
Somalia	11	-	-	-	1	-	2	8
Moldova	10	1	1	2	2	-	-	4
Romania	10	-	-	2	3	1	-	4
Viet Nam	10	1	1	-	6	1	-	1
Poland	9	-	-	3	-	1	-	5
Albania	8	1	-	1	2	2	-	2
Eritrea	8	-	-	-	8	-	-	-
Libya	8	-	-	-	4	-	-	4
Russian Federation	8	1	-	-	-	7	-	-
Sudan	8	-	-	-	4	-	-	4
Czechia	7	-	-	-	1	-	-	6
Iran	5	-	1	-	1	-	3	-
Netherlands	4	-	-	2	1	-	-	1
Germany	4	-	-	2	1	-	-	1
Bangladesh	3	-	-	-	-	-	-	3
Bosnia and Herzegovina	3	1	-	-	1	-	-	1
France	3	-	1	-	-	-	-	2
Cameroon	3	-	-	-	1	-	-	2
Nepal	3	-	-	-	-	-	-	3
Guinea	2	-	-	-	-	-	-	2
Haiti	2	-	-	-	2	-	-	-
Lebanon	2	-	-	-	2	-	-	-
Hungary	2	-	-	-	-	-	-	2
Nigeria	2	1	-	-	-	1	-	-
North Macedonia	2	-	1	-	-	-	-	1
Italy	2	-	-	1	1	-	-	-



Continued on the next page



Continued from the previous page (2022)

Nationality	TOTAL	Thereof:						
		FPU PF Bratislava	FPU PF Dunajská Streda	FPU PF Nitra	FPU PF Nové Zámky	FPU PF Trnava	BCU PF Bratislava Ružinov- airport	MU PF DBFP Bratislava
Armenia	1	-	-	-	-	-	-	1
Belarus	1	-	-	-	-	-	-	1
Brazil	1	-	-	-	-	-	-	1
Dominican republic	1	-	-	1	-	-	-	-
Gambia	1	-	-	-	1	-	-	-
Guinea-Bissau	1	-	-	-	1	-	-	-
Jordan	1	-	-	-	1	-	-	-
Kyrgyzstan	1	1	-	-	-	-	-	-
Democratic republic of Congo	1	-	-	-	1	-	-	-
Latvia	1	-	-	-	-	-	-	1
Senegal	1	-	-	-	-	-	-	1
Sweden	1	-	-	1	-	-	-	-
Uzbekistan	1	-	-	-	1	-	-	-
<b>TOTAL</b>	<b>7 891</b>	<b>115</b>	<b>217</b>	<b>988</b>	<b>1 914</b>	<b>1 079</b>	<b>11</b>	<b>3 567</b>

## IS by processing of cases by individual units of DBFP Banská Bystrica in 2022

Nationality	TOTAL	Thereof:					
		FPU PF Banská Bystrica	FPU PF Rimavská Sobota	FPU PF Ružomberok	FPU PF Trenčín	FPU PF Žilina	MU PF DBFP Banská Bystrica
Syrian Arab Republic	2 749	406	293	242	270	285	1 253
Morocco	134	36	19	12	-	7	60
Bangladesh	62	-	-	20	-	-	42
Turkey	31	5	2	2	-	1	21
India	27	-	-	2	-	1	24
Afghanistan	25	2	1	-	-	15	7
Tunisia	22	9	-	3	1	-	9
Pakistan	20	-	-	-	-	2	18
Ukraine	16	5	3	5	-	2	1
Nepal	10	-	-	3	-	-	7
Serbia	10	2	1	4	-	2	1
Iraq	9	6	-	-	-	-	3
Algeria	6	-	2	1	-	1	2
Palestine	5	-	1	-	-	-	4
Uzbekistan	4	-	-	4	-	-	-
Albania	3	-	-	-	2	-	1
Sudan	3	-	-	-	3	-	-
Hungary	2	-	2	-	-	-	-
North Macedonia	2	-	-	-	1	-	1
Egypt	1	1	-	-	-	-	-
Gambia	1	-	-	-	-	-	1
Georgia	1	-	-	1	-	-	-
Yemen	1	1	-	-	-	-	-
Cameroon	1	-	-	1	-	-	-
Lebanon	1	-	-	-	1	-	-
Libya	1	-	-	-	-	-	1
Lithuania	1	-	-	-	1	-	-
Germany	1	-	-	-	1	-	-
Nigeria	1	-	-	-	1	-	-
Uganda	1	-	-	-	-	-	1
<b>TOTAL</b>	<b>3 151</b>	<b>473</b>	<b>324</b>	<b>300</b>	<b>281</b>	<b>316</b>	<b>1 457</b>

**IS by processing of cases by individual units of DBFP Prešov in 2022**

Nationality	TOTAL	Thereof:						
		AU PF Humenné	FPU PF Košice	FPU PF Michalovce	FPU PF Prešov	BCU PF Košice- airport	BCU PF Poprad- airport	MU PF DBFP Prešov
Syrian Arab	78	-	25	-	1	-	-	52
Ukraine	22	-	6	6	5	-	-	5
Turkey	20	1	-	-	1	-	-	18
Morocco	17	-	4	-	5	-	-	8
Pakistan	10	1	-	-	-	-	-	9
Georgia	9	-	2	-	2	3	-	2
Russian	6	5	1	-	-	-	-	-
Afghanistan	5	1	-	-	-	-	-	4
Belarus	5	2	-	-	1	-	-	2
Nepal	4	-	-	-	-	-	-	4
Tunisia	3	-	-	-	-	-	-	3
Uzbekistan	3	-	1	-	-	2	-	-
Viet Nam	3	-	1	-	2	-	-	-
Algeria	1	1	-	-	-	-	-	-
Azerbaijan	1	1	-	-	-	-	-	-
Egypt	1	-	-	-	-	-	-	1
Eritrea	1	-	-	-	-	-	-	1
Iraq	1	1	-	-	-	-	-	-
Moldova	1	-	-	1	-	-	-	-
Germany	1	-	-	-	-	-	-	1
<b>TOTAL</b>	<b>192</b>	<b>13</b>	<b>40</b>	<b>7</b>	<b>17</b>	<b>5</b>	<b>0</b>	<b>110</b>

**IS by processing of cases by individual units of DBFP Sobrance in 2022**

Nationality	TOTAL	BCU PF:								
		Zboj	Ulič	Ubl'a	Podhorod'	Petrovce	Vyšné Nemecké	Maťovské Vojkovce	Veľké Slemence	Čierna nad Tisou
Ukraine	4	1	1	-	-	-	2	-	-	-
Iraq	1	-	-	-	-	-	1	-	-	-
Areas not specified elsewhere (Kosovo)	1	-	-	1	-	-	-	-	-	-
Mali	1	-	-	1	-	-	-	-	-	-
Morocco	1	-	-	1	-	-	-	-	-	-
<b>TOTAL</b>	<b>8</b>	<b>1</b>	<b>1</b>	<b>3</b>	<b>0</b>	<b>0</b>	<b>3</b>	<b>0</b>	<b>0</b>	<b>0</b>

## 2.3 Unaccompanied Minors Apprehended for IBC and IS

### Unaccompanied minors apprehended for IBC and IS in 2022

Nationality	Unaccompanied minors apprehended for:		
	TOTAL	IBC	IS
Syrian Arab Republic	46	-	46
Afghanistan	21	-	21
Turkey	10	-	10
Morocco	5	-	5
Bangladesh	2	-	2
Somalia	2	-	2
Ukraine	2	1	1
Gambia	1	-	1
Tunisia	1	-	1
<b>TOTAL</b>	<b>90</b>	<b>1</b>	<b>89</b>

### Unaccompanied minors apprehended for IBC and IS in 2021

Nationality	Unaccompanied minors apprehended for:		
	TOTAL	IBC	IS
Afghanistan	141	-	141
Syrian Arab Republic	6	-	6
Ukraine	6	6	-
Morocco	5	-	5
Algeria	4	1	3
Libya	3	2	1
Pakistan	3	-	3
Turkey	3	1	2
Egypt	2	-	2
Iran	1	-	1
Niger	1	-	1
<b>TOTAL</b>	<b>175</b>	<b>10</b>	<b>165</b>

### Unaccompanied minors apprehended for IBC and IS in 2022; by nationality, sex and age

Nationality	UM TOTAL	TOTAL	MALE		TOTAL	FEMALE	
			0-13	14-17		0-13	14-17
Syrian Arab Republic	46	45	12	32	1	-	1
Afghanistan	21	21	2	19	-	-	-
Turkey	10	10	-	10	-	-	-
Morocco	5	5	-	5	-	-	-
Bangladesh	2	2	-	2	-	-	-
Somalia	2	1	-	1	1	-	1
Ukraine	2	2	-	2	-	-	-
Gambia	1	1	-	1	-	-	-
Tunisia	1	1	-	1	-	-	-
<b>TOTAL</b>	<b>90</b>	<b>88</b>	<b>14</b>	<b>73</b>	<b>2</b>	<b>0</b>	<b>2</b>

### Unaccompanied minors apprehended for IBC and IS in 2021; by nationality, sex and age

Nationality	UM TOTAL	TOTAL	MALE		TOTAL	FEMALE	
			0-13	14-17		0-13	14-17
Afghanistan	141	141	4	137	-	-	-
Syrian Arab Republic	6	6	-	6	-	-	-
Ukraine	6	6	2	4	-	-	-
Morocco	5	5	-	5	-	-	-
Algeria	4	4	-	4	-	-	-
Libya	3	3	-	3	-	-	-
Pakistan	3	3	-	3	-	-	-
Turkey	3	3	-	3	-	-	-
Egypt	2	2	-	2	-	-	-
Iran	1	1	-	1	-	-	-
Niger	1	1	-	1	-	-	-
<b>TOTAL</b>	<b>175</b>	<b>175</b>	<b>6</b>	<b>169</b>	<b>0</b>	<b>0</b>	<b>0</b>

Note:

The age category (0-13,14-17) indicates the age at the time the unaccompanied minor was apprehended for IBC and IS.

## 2.4 Asylum Applications

### Overview of asylum applications submitted in 2022

Nationality	Number of submitted asylum applications
Ukraine	154
Turkey	76
Morocco	73
Bangladesh	53
Russian Federation	40
Afghanistan	26
Pakistan	21
Tunisia	18
Nepal	15
Syrian Arab Republic	11
Belarus	7
Nigeria	6
Algeria	5
Georgia	5
India	5
Lebanon	4
Libya	4
Iraq	3
Sudan	3
Azerbaijan	2
Eritrea	2
Guinea	2
Iran	2
Palestine	2
Tajikistan	2
Uzbekistan	2
Czechia	1
Gambia	1
Cameroon	1
Democratic republic of Congo	1
<b>TOTAL</b>	<b>547</b>

## Overview of asylum applications submitted in 2021

Nationality	Number of submitted asylum applications
Morocco	116
Afghanistan	97
Algeria	24
India	20
Libya	15
Syrian Arab Republic	13
Turkey	12
Pakistan	11
Sri Lanka	9
Tunisia	9
Nepal	5
Cameroon	4
Uzbekistan	4
Bangladesh	3
Egypt	3
Yemen	3
Palestine	3
Georgia	2
Moldova	2
Czechia	1
China	1
Iraq	1
Iran	1
South Sudan	1
Congo	1
Democratic republic of Congo	1
Germany	1
Niger	1
Russian Federation	1
Somalia	1
United States of America	1
Serbia	1
Sudan	1
Ukraine	1
Viet Nam	1
<b>TOTAL</b>	<b>371</b>

**Note:**

The category "number of submitted asylum applications", includes all asylum applications submitted in the reporting period at the PF units, regardless of whether the foreigner was legally or illegally within the territory of the Slovak Republic, including repeated asylum applications.



**Overview of submitted asylum applications submitted by illegal migrants apprehended for IBC and IS in 2022**

		Number of apprehended illegal migrants	Number of asylum applications
IBC	External land border between BCPs	540	1
	External land border at BCPs	5	-
	External air border (at airports)	4	2
	<b>TOTAL</b>	<b>549</b>	<b>3</b>
IS	Inland	11 205	274
	At BCPs - departure from the SR	8	-
	Returned from another Member State	29	16
	<b>TOTAL</b>	<b>11 242</b>	<b>290</b>
<b>TOTAL</b>		<b>11 791</b>	<b>293</b>

**Number of submitted asylum applications submitted by illegal migrants apprehended for IBC and IS in 2022; by nationality of applicants**

Nationality	TOTAL	Asylum applications by IBC			Asylum applications by IS		
		Land border:		Airports	Inland	At BCPs on exit	Returned from another MS
		Between BCPs	At BCPs				
Turkey	75	-	-	-	64	-	11
Morocco	67	-	-	-	67	-	-
Bangladesh	53	-	-	-	53	-	-
Tunisia	18	-	-	-	18	-	-
Nepal	15	-	-	1	14	-	-
Pakistan	14	-	-	-	14	-	-
Afghanistan	8	-	-	-	8	-	-
Russian Federation	7	1	-	-	6	-	-
Syrian Arab Republic	6	-	-	-	6	-	-
Georgia	5	-	-	-	2	-	3
India	4	-	-	-	4	-	-
Algeria	3	-	-	-	3	-	-
Sudan	3	-	-	-	3	-	-
Belarus	2	-	-	-	2	-	-
Eritrea	2	-	-	-	2	-	-
Guinea	2	-	-	-	2	-	-
Uzbekistan	2	-	-	-	-	-	2
Azerbaijan	1	-	-	-	1	-	-
Gambia	1	-	-	-	1	-	-
Iraq	1	-	-	-	1	-	-
Iran	1	-	-	1	-	-	-
Libya	1	-	-	-	1	-	-
Palestine	1	-	-	-	1	-	-
Ukraine	1	-	-	-	1	-	-
<b>TOTAL</b>	<b>293</b>	<b>1</b>	<b>0</b>	<b>2</b>	<b>274</b>	<b>0</b>	<b>16</b>

**Overview of submitted asylum applications submitted by illegal migrants apprehended for IBC and IS in 2021**

		Number of apprehended illegal migrants	Number of asylum applications
IBC	External land border between BCPs	195	3
	External land border at BCPs	12	0
	External air border (at airports)	3	1
	<b>TOTAL</b>	<b>210</b>	<b>4</b>
IS	Inland	1 522	237
	At BCPs - departure from the SR	12	0
	Returned from another Member State	25	22
	<b>TOTAL</b>	<b>1 559</b>	<b>259</b>
<b>TOTAL</b>		<b>1 769</b>	<b>263</b>

**Number of submitted asylum applications submitted by illegal migrants apprehended for IBC and IS in 2021; by nationality of applicants**

Nationality	TOTAL	Asylum applications by IBC			Asylum applications by IS		
		Land border:		Airports	Inland	At BCPs on exit	Returned from another MS
		Between BCPs	At BCPs				
Morocco	106	-	-	-	106	-	-
Afghanistan	32	-	-	-	32	-	-
Algeria	19	1	-	-	18	-	-
India	19	-	-	-	5	-	14
Turkey	12	-	-	-	11	-	1
Libya	11	-	-	-	11	-	-
Pakistan	11	-	-	-	5	-	6
Sri Lanka	9	-	-	-	9	-	-
Tunisia	8	-	-	-	8	-	-
Syrian Arab Republic	7	-	-	-	7	-	-
Nepal	5	-	-	-	5	-	-
Cameroon	4	-	-	-	4	-	-
Uzbekistan	4	-	-	-	4	-	-
Bangladesh	3	-	-	-	3	-	-
Palestine	3	-	-	-	2	-	1
Egypt	2	-	-	-	2	-	-
Moldova	2	2	-	-	-	-	-
Georgia	1	-	-	-	1	-	-
South Sudan	1	-	-	-	1	-	-
Congo	1	-	-	1	-	-	-
Niger	1	-	-	-	1	-	-
Russian Federation	1	-	-	-	1	-	-
Serbia	1	-	-	-	1	-	-
<b>TOTAL</b>	<b>263</b>	<b>3</b>	<b>0</b>	<b>1</b>	<b>237</b>	<b>0</b>	<b>22</b>

## 2.5 Forgery and alteration of travel, residence and other documents

### Number of persons, documents and BCSs in 2021 and 2022; by place of detection

		2021			2022		
		Persons	Documents*	BCSs	Persons	Documents*	BCSs
Land border	At BCPs entering the SR	10	19	-	3	2	12
	At BCPs on exit	9	3	15	3	2	2
	In the vicinity of the land border (border surveillance)	-	-	-	-	-	-
	<b>TOTAL</b>	<b>19</b>	<b>22</b>	<b>15</b>	<b>6</b>	<b>4</b>	<b>14</b>
Airports	Non-Schengen flights	10	10	3	7	7	1
	Intra-Schengen flights (random check)	-	-	-	9	11	-
	within the airport premises	-	-	-	-	-	-
	<b>TOTAL</b>	<b>10</b>	<b>10</b>	<b>3</b>	<b>16</b>	<b>18</b>	<b>1</b>
Inland	At FPU PF	158	164	13	66	59	22
	near Intra-Schengen land borders	3	4	-	-	-	-
	At AU PF/ In PDCF	-	-	-	-	-	-
	Other	21	26	-	4	5	-
	<b>TOTAL</b>	<b>182</b>	<b>194</b>	<b>13</b>	<b>70</b>	<b>64</b>	<b>22</b>
<b>TOTAL on the territory of the SR</b>		<b>211</b>	<b>226</b>	<b>31</b>	<b>92</b>	<b>86</b>	<b>37</b>

\* Except for those Passports in which no change has been made, but they contain other counterfeit/forged/fraudulently obtained documents or BCSs.

### Number of persons, documents and BCSs in 2021 and 2022; by DBPFs and PDCFs

	2021			2022		
	Persons	Documents*	BCSs	Persons	Documents*	BCSs
DBFP Bratislava	44	49	16	46	41	23
DBFP Banská Bystrica	80	82	-	21	21	-
DBFP Prešov	68	73	-	19	20	-
DBFP Sobrance	19	22	15	6	4	14
PDCF Medveďov	-	-	-	-	-	-
PDCF Sečovce	-	-	-	-	-	-
<b>TOTAL</b>	<b>211</b>	<b>226</b>	<b>31</b>	<b>92</b>	<b>86</b>	<b>37</b>

\* Except for those Passports in which no change has been made, but they contain other counterfeit/forged/fraudulently obtained documents or BCSs.

### Number of documents and BCSs in 2021 and 2022; by the place of detection

		2021				2022			
		TOTAL on the territory of the SR	Land border	Airports	Inland	TOTAL on the territory of the SR	Land border	Airports	Inland
DOCUMENTS*	Passport*	11	1	7	3	10	1	9	-
	ID card	39	10	-	29	19	1	8	10
	Other TD	0	-	-	-	0	-	-	-
	Visa	0	-	-	-	0	-	-	-
	Residence permit	12	10	1	1	1	-	1	-
	Driving license	3	-	-	3	4	2	-	2
	Civil status document	0	-	-	-	0	-	-	-
	Criminal records	148	-	-	148	32	-	-	32
	Evidence of education	0	-	-	-	1	-	-	1
	Other supportive document	13	1	2	10	19	-	-	19
	Other nationalities	0	-	-	-	0	-	-	-
	<b>TOTAL</b>	<b>226</b>	<b>22</b>	<b>10</b>	<b>194</b>	<b>86</b>	<b>4</b>	<b>18</b>	<b>64</b>
BCSs		31	15	3	13	37	14	1	22

\* Except for those passports in which no change has been made, but they contain other counterfeit/forged/fraudulently obtained documents or BCSs.

### Travel documents (Passports, ID cards and other TDs) in 2021 and 2022; by the type of fraud detected on the territory of the SR

		TOTAL (a – l)	a	b	c	d	e	f	g	h	i	j	k	l	genuine (x)
2021	Passport	11	-	-	1	-	1	-	3	-	2	-	2	2	13
	ID card	39	-	1	-	-	-	-	-	-	38	-	-	-	-
	Other TDs	0	-	-	-	-	-	-	-	-	-	-	-	-	-
	<b>TOTAL</b>	<b>50</b>	<b>0</b>	<b>1</b>	<b>1</b>	<b>0</b>	<b>1</b>	<b>0</b>	<b>3</b>	<b>0</b>	<b>40</b>	<b>0</b>	<b>2</b>	<b>2</b>	<b>13</b>
2022	Passport	10	1	-	1	-	-	-	1	-	4	1	2	-	12
	ID card	19	3	-	-	-	-	-	-	1	13	-	2	-	-
	Other TDs	0	-	-	-	-	-	-	-	-	-	-	-	-	-
	<b>TOTAL</b>	<b>29</b>	<b>4</b>	<b>0</b>	<b>1</b>	<b>0</b>	<b>0</b>	<b>0</b>	<b>1</b>	<b>1</b>	<b>17</b>	<b>1</b>	<b>4</b>	<b>0</b>	<b>12</b>

- a. Photo substitution
- b. Unauthorized data alteration/addition
- c. Data page substitution
- d. Inner pages substitution (except for the data page)
- e. Data page overlapping (multiple changes - photo substitution incl. Unauthorized data addition or alteration)
- f. Electronic device (any changes, interventions or damages)
- g. Unauthorized interventions to documents (damage, overlapping of parts of the document, wet stamps removal)
- h. Stolen blank travel documents (unauthorized personalization)
- i. Forged (counterfeit) travel document (made by a counterfeiter)
- j. Fantasy (Fictional)/Camouflage document (without any legal validity)
- k. Genuine travel document misused by other person (look alike/impostor)
- l. Fraudulently obtained genuine document (i.e. Issuance based on false personal data or due to corruption)
- x. Genuine passport containing counterfeit/forged/ fraudulently obtained documents or BCSs

**Documents and BCSs detected in 2022; by place of detection, nationality of the person carrying these documents and country of origin of the document**

	Persons (incl. cases without persons*)		Documents								BCS
			Country of origin of the document **	Passport		ID card	Visas	RP	Other ****		
	Nationality	Number		false/ count.	genuine (x) ***				No.	Type	
Land border	Iraq	1	Iraq	1	-	-	-	-	-	-	-
	Ukraine	1	Romania	-	-	1	-	-	1	DL	-
	Ukraine	1	Ukraine	-	-	-	-	-	1	DL	-
	Ukraine	3	Ukraine	-	3	-	-	-	-	-	-
			Poland	-	-	-	-	-	-	-	14
	TOTAL	6	---	1	3	1	0	0	2	---	14
Airports	Afghanistan	3	Estonia	1	-	-	-	-	-	-	-
			Romania	-	-	2	-	-	-	-	-
	Iran	3	Hungary	2	-	-	-	-	-	-	-
			Slovakia	1	-	-	-	-	-	-	-
	Iran	1	Iran	1	-	-	-	-	-	-	-
			Italy	-	-	-	-	-	-	-	1
	Georgia	2	Ukraine	-	-	2	-	-	-	-	-
	Nepal	1	Nepal	1	-	-	-	-	-	-	-
	Somalia	2	Sweden	-	-	2	-	-	-	-	-
	Slovakia	1	---	1	-	-	-	-	-	-	-
	Syrian Arab Republic	3	Ireland	1	-	-	-	-	-	-	-
			Greece	1	-	2	-	1	-	-	-
	TOTAL	16	---	9	0	8	0	1	0	---	1
Inland	Afghanistan	4	Afghanistan	-	-	4	-	-	1	EoE	-
	Albania	2	Albania	-	2	-	-	-	-	-	2
			Austria	-	-	-	-	-	-	-	4
			Italy	-	-	-	-	-	-	-	3
	Bosnia and Herzegovina	1	Bosnia and Herzegovina	-	-	-	-	-	1	CR	-
	Iraq	1	Iraq	-	-	1	-	-	-	-	-
	Georgia	8	Slovakia	-	-	-	-	-	8	OSD	-
	North Macedonia	1	North Macedonia	-	1	-	-	-	-	-	-
			Hungary	-	-	-	-	-	-	-	2
	North Macedonia	1	Slovakia	-	-	1	-	-	1	DL	-
	Moldova	2	Moldova	-	-	-	-	-	1	CR	-
			Slovakia	-	-	-	-	-	1	OSD	-
	Slovakia	1	Ukraine	-	-	-	-	-	1	DL	-
	Serbia	2	Slovakia	-	-	-	-	-	2	OSD	-
	Persons (incl. cases without persons*)		Documents								BCS

	Nationality	Number	Country of origin of the document **	Passport		ID card	Visas	RP	Other ****		
				false/ count.	genuine (x) ***				No.	Type	
Inland	Serbia	18	Serbia	-	-	-	-	-	18	CR	-
	Serbia	4	Serbia	-	4	-	-	-	-	-	-
			Greece	-	-	-	-	-	-	-	1
			Hungary	-	-	-	-	-	-	-	5
			Germany	-	-	-	-	-	-	-	1
	Tunisia	4	France	-	-	1	-	-	-	-	-
			Switzerland	-	-	1	-	-	-	-	-
			Belgium	-	-	2	-	-	-	-	-
	Ukraine	3	Ukraine	-	-	-	-	-	3	CR	-
	Ukraine	3	Slovakia	-	-	-	-	-	3	OSD	-
	Ukraine	2	Ukraine	-	2	-	-	-	-	-	-
			Hungary	-	-	-	-	-	-	-	2
			Austria	-	-	-	-	-	-	-	2
	Uzbekistan	4	Slovakia	-	-	-	-	-	4	OSD	-
	Uzbekistan	9	Uzbekistan	-	-	-	-	-	9	CR	-
				-	-	-	-	-	1	EoE	-
TOTAL		70	---	0	9	10	0	0	54	---	22
TOTAL on the territory of the SR		92	---	10	12	19	0	1	56	---	37

\* e.g. documents found within the airport premises, Police unit premises, in forger's workshop etc.

\*\* The state whose document (s) (travel documents, visas, residence permits, BCSs) was (were) falsified (for example in the case of forged visa, the state which issued the visa is reported)

\*\*\* Type of fraud marked with an „x“ – a genuine passport in which no changes have been made, but they contain other counterfeit/forged/fraudulently obtained documents or BCSs.

\*\*\*\* Column "Type" – contains following abbreviations:

DL – driving license  
CSD – civil status document  
CR – criminal records  
EoE – evidence of education  
OSD – other supportive document  
OTD – other travel document  
RP - residence permit

### Counterfeit, forged and fraudulently obtained BCSs detected in 2021 and 2022

	2021			2022		
	Persons	BCSs		Persons	BCSs	
		False, counterfeit	Fraudulently obtained		false, counterfeit	Fraudulently obtained
Land border at BCPs - entry into SR	-	-	-	2	12	-
Land border at BCPs - departure from SR	7	15	-	1	2	-
Non-Schengen flights	1	3	-	1	1	-
Inland	6	13	-	9	22	-
<b>TOTAL on the territory of the SR</b>	<b>14</b>	<b>31</b>	<b>0</b>	<b>13</b>	<b>37</b>	<b>0</b>

## 2.6 Refusal of Entry

### Refusals of entry at the external border in 2021 and 2022; by reasons for refusal

Reasons for refusal	2021			2022		
	TOTAL	Thereof:		TOTAL	Thereof:	
		Land border	Airports		Land border	Airports
<b>A</b>	<b>9</b>	9	-	<b>11</b>	10	1
<b>B</b>	<b>2</b>	1	1	<b>1</b>	-	1
<b>C</b>	<b>33</b>	16	17	<b>340</b>	316	24
<b>D</b>	<b>8</b>	8	-	<b>0</b>	-	-
<b>E</b>	<b>10</b>	4	6	<b>13</b>	13	-
<b>F</b>	<b>18</b>	18	-	<b>136</b>	121	15
<b>G</b>	<b>3</b>	3	-	<b>0</b>	-	-
<b>H1</b>	<b>183</b>	178	5	<b>476</b>	467	9
<b>H2</b>	<b>2</b>	2	-	<b>2</b>	2	-
<b>I</b>	<b>204</b>	156	48	<b>131</b>	124	7
<b>TOTAL</b>	<b>472</b>	<b>395</b>	<b>77</b>	<b>1 110</b>	<b>1 053</b>	<b>57</b>

Note:

Grounds for refusal of entry in line with the Regulation (EU) 2016/399 of the European Parliament and of the Council of March 9, 2016 on a Union Code on the rules governing the movement of persons across borders (Schengen Borders Code):

A - Has no valid travel document(s)

B - Has a false/counterfeit/forged travel document(s)

C - Has no valid visa or residence permit

D - Has a false/counterfeit/forged visa or residence permit

E - Has no appropriate documentation justifying the purpose and conditions of stay

F - The length of stay within the territory of the Member States has already reached 90 days during the previous 180-day period

G - Does not have sufficient means of subsistence in relation to the period and form of stay, or the means to return to the country of origin or transit

H1 - person on whom an alert has been issued in SIS for the purpose of refusing entry

H2 - person on whom an alert has been issued in a national registry for the purpose of refusing entry

I - person who is considered to be a threat to public order, internal security, public health or the international relations of one or more Member States

## Refusals of entry in 2022

		Reasons										
		TOTAL	Thereof:									
			A	B	C	D	E	F	G	H1	H2	I
LAND BORDER	Ukraine	798	10	-	73	-	13	117	-	462	2	121
	Turkey	56	-	-	55	-	-	-	-	1	-	-
	Uzbekistan	22	-	-	22	-	-	-	-	-	-	-
	Azerbaijan	20	-	-	20	-	-	-	-	-	-	-
	Turkmenistan	20	-	-	20	-	-	-	-	-	-	-
	Armenia	13	-	-	13	-	-	-	-	-	-	-
	Iran	11	-	-	11	-	-	-	-	-	-	-
	India	9	-	-	9	-	-	-	-	-	-	-
	Morocco	9	-	-	9	-	-	-	-	-	-	-
	Russian Federation	9	-	-	9	-	-	-	-	-	-	-
	China	8	-	-	8	-	-	-	-	-	-	-
	Egypt	8	-	-	8	-	-	-	-	-	-	-
	Iraq	8	-	-	8	-	-	-	-	-	-	-
	Georgia	6	-	-	1	-	-	2	-	3	-	-
	Moldova	6	-	-	-	-	-	2	-	1	-	3
	Nigeria	6	-	-	6	-	-	-	-	-	-	-
	Pakistan	5	-	-	5	-	-	-	-	-	-	-
	Palestine	5	-	-	5	-	-	-	-	-	-	-
	Lebanon	4	-	-	4	-	-	-	-	-	-	-
	Viet Nam	4	-	-	4	-	-	-	-	-	-	-
	Algeria	3	-	-	3	-	-	-	-	-	-	-
	Cameroon	3	-	-	3	-	-	-	-	-	-	-
	Kyrgyzstan	3	-	-	3	-	-	-	-	-	-	-
	Syrian Arab Republic	3	-	-	3	-	-	-	-	-	-	-
	Tunisia	3	-	-	3	-	-	-	-	-	-	-
	Yemen	2	-	-	2	-	-	-	-	-	-	-
	Tajikistan	2	-	-	2	-	-	-	-	-	-	-
	Afghanistan	1	-	-	1	-	-	-	-	-	-	-
	Jordan	1	-	-	1	-	-	-	-	-	-	-
	South Africa	1	-	-	1	-	-	-	-	-	-	-
	Kazakhstan	1	-	-	1	-	-	-	-	-	-	-
	Libya	1	-	-	1	-	-	-	-	-	-	-
	Somalia	1	-	-	1	-	-	-	-	-	-	-
	Sri Lanka	1	-	-	1	-	-	-	-	-	-	-
	<b>TOTAL</b>	<b>1 053</b>	<b>10</b>	<b>0</b>	<b>316</b>	<b>0</b>	<b>13</b>	<b>121</b>	<b>0</b>	<b>467</b>	<b>2</b>	<b>124</b>
AIRPORTS	North Macedonia	11	1	-	-	-	-	5	-	5	-	-
	Ukraine	9	-	-	1	-	-	1	-	2	-	5
	United Kingdom of GB and NI	8	-	-	-	-	-	8	-	-	-	-
	India	4	-	-	4	-	-	-	-	-	-	-
	Turkey	4	-	-	4	-	-	-	-	-	-	-
	Israel	3	-	-	-	-	-	1	-	-	-	2
	Syrian Arab Republic	3	-	-	3	-	-	-	-	-	-	-
	Albania	2	-	-	-	-	-	-	-	2	-	-
	Nepal	2	-	-	2	-	-	-	-	-	-	-



	Vanuatu	2	-	-	2	-	-	-	-	-	-	-
	Afghanistan	1	-	-	1	-	-	-	-	-	-	-
	Ecuador	1	-	-	1	-	-	-	-	-	-	-
	Philippines	1	-	-	1	-	-	-	-	-	-	-
	Haiti	1	-	-	1	-	-	-	-	-	-	-
	Iran	1	-	1	-	-	-	-	-	-	-	-
	South Africa	1	-	-	1	-	-	-	-	-	-	-
	Nigeria	1	-	-	1	-	-	-	-	-	-	-
	Pakistan	1	-	-	1	-	-	-	-	-	-	-
	Russian Federation	1	-	-	1	-	-	-	-	-	-	-
	<b>TOTAL</b>	<b>57</b>	<b>1</b>	<b>1</b>	<b>24</b>	<b>0</b>	<b>0</b>	<b>15</b>	<b>0</b>	<b>9</b>	<b>0</b>	<b>7</b>
<b>TOTAL</b>		<b>1 110</b>	<b>11</b>	<b>1</b>	<b>340</b>	<b>0</b>	<b>13</b>	<b>136</b>	<b>0</b>	<b>476</b>	<b>2</b>	<b>131</b>

## Refusals of entry in 2021

		Reasons										
		TOTAL	Thereof:									
			A	B	C	D	E	F	G	H1	H2	I
LAND BORDER	Ukraine	378	8	-	12	-	4	18	3	175	2	156
	Russian Federation	11	-	-	3	8	-	-	-	-	-	-
	Georgia	2	-	-	-	-	-	-	-	2	-	-
	Armenia	1	-	-	-	-	-	-	-	1	-	-
	Stateless person	1	1	-	-	-	-	-	-	-	-	-
	Mongolia	1	-	1	-	-	-	-	-	-	-	-
	Tunisia	1	-	-	1	-	-	-	-	-	-	-
	<b>TOTAL</b>	<b>395</b>	<b>9</b>	<b>1</b>	<b>16</b>	<b>8</b>	<b>4</b>	<b>18</b>	<b>3</b>	<b>178</b>	<b>2</b>	<b>156</b>
AIRPORTS	United Kingdom of GB and NI	20	-	-	-	-	-	-	-	1	-	19
	Ukraine	19	-	-	-	-	-	-	-	1	-	18
	Georgia	9	-	-	-	-	5	-	-	1	-	3
	North Macedonia	3	-	-	-	-	-	-	-	1	-	2
	Turkey	3	-	-	3	-	-	-	-	-	-	-
	Albania	2	-	-	-	-	1	-	-	1	-	-
	India	2	-	-	2	-	-	-	-	-	-	-
	Iran	2	-	-	1	-	-	-	-	-	-	1
	Pakistan	2	-	-	2	-	-	-	-	-	-	-
	Russian Federation	2	-	-	1	-	-	-	-	-	-	1
	Afghanistan	1	-	-	1	-	-	-	-	-	-	-
	Algeria	1	-	-	1	-	-	-	-	-	-	-
	Dominika	1	-	-	-	-	-	-	-	-	-	1
	Ghana	1	-	-	1	-	-	-	-	-	-	-
	Israel	1	-	-	-	-	-	-	-	-	-	1
	Canada	1	-	-	-	-	-	-	-	-	-	1
	Congo	1	-	1	-	-	-	-	-	-	-	-
	Libya	1	-	-	1	-	-	-	-	-	-	-
	Nigeria	1	-	-	1	-	-	-	-	-	-	-
	Somalia	1	-	-	1	-	-	-	-	-	-	-
	Taiwan	1	-	-	-	-	-	-	-	-	-	1
	Thailand	1	-	-	1	-	-	-	-	-	-	-
	Tunisia	1	-	-	1	-	-	-	-	-	-	-
	<b>TOTAL</b>	<b>77</b>	<b>0</b>	<b>1</b>	<b>17</b>	<b>0</b>	<b>6</b>	<b>0</b>	<b>0</b>	<b>5</b>	<b>0</b>	<b>48</b>
<b>TOTAL</b>		<b>472</b>	<b>9</b>	<b>2</b>	<b>33</b>	<b>8</b>	<b>10</b>	<b>18</b>	<b>3</b>	<b>183</b>	<b>2</b>	<b>204</b>

**Refusal of entry of third country nationals at the external land border in 2022;by individual BCPs and reasons for refusal**

		Reasons for refusal										
		TOTAL	Thereof:									
			A	B	C	D	E	F	G	H1	H2	I
<b>Ubl'a</b>		<b>350</b>	<b>4</b>	<b>-</b>	<b>48</b>	<b>-</b>	<b>-</b>	<b>83</b>	<b>-</b>	<b>189</b>	<b>1</b>	<b>25</b>
Thereof:	Ukraine	321	4	-	26	-	-	80	-	187	1	23
	Armenia	6	-	-	6	-	-	-	-	-	-	-
	Turkey	6	-	-	6	-	-	-	-	-	-	-
	Russian Federation	5	-	-	5	-	-	-	-	-	-	-
	Moldova	4	-	-	-	-	-	2	-	-	-	2
	Georgia	3	-	-	-	-	-	1	-	2	-	-
	Azerbaijan	1	-	-	1	-	-	-	-	-	-	-
	Egypt	1	-	-	1	-	-	-	-	-	-	-
	Kyrgyzstan	1	-	-	1	-	-	-	-	-	-	-
	Morocco	1	-	-	1	-	-	-	-	-	-	-
	Syrian Arab Republic	1	-	-	1	-	-	-	-	-	-	-
<b>Vyšné Nemecké</b>		<b>666</b>	<b>6</b>	<b>-</b>	<b>267</b>	<b>-</b>	<b>10</b>	<b>26</b>	<b>-</b>	<b>266</b>	<b>1</b>	<b>90</b>
Thereof:	Ukraine	441	6	-	47	-	10	25	-	263	1	89
	Turkey	49	-	-	48	-	-	-	-	1	-	-
	Uzbekistan	22	-	-	22	-	-	-	-	-	-	-
	Turkmenistan	20	-	-	20	-	-	-	-	-	-	-
	Azerbaijan	19	-	-	19	-	-	-	-	-	-	-
	Iran	11	-	-	11	-	-	-	-	-	-	-
	India	9	-	-	9	-	-	-	-	-	-	-
	China	8	-	-	8	-	-	-	-	-	-	-
	Iraq	8	-	-	8	-	-	-	-	-	-	-
	Morocco	8	-	-	8	-	-	-	-	-	-	-
	Armenia	7	-	-	7	-	-	-	-	-	-	-
	Egypt	7	-	-	7	-	-	-	-	-	-	-
	Nigeria	6	-	-	6	-	-	-	-	-	-	-
	Pakistan	5	-	-	5	-	-	-	-	-	-	-
	Palestine	5	-	-	5	-	-	-	-	-	-	-
	Lebanon	4	-	-	4	-	-	-	-	-	-	-
	Russian Federation	4	-	-	4	-	-	-	-	-	-	-
	Viet Nam	4	-	-	4	-	-	-	-	-	-	-
	Algeria	3	-	-	3	-	-	-	-	-	-	-
	Georgia	3	-	-	1	-	-	1	-	1	-	-
	Cameroon	3	-	-	3	-	-	-	-	-	-	-
	Tunisia	3	-	-	3	-	-	-	-	-	-	-
	Yemen	2	-	-	2	-	-	-	-	-	-	-
	Kyrgyzstan	2	-	-	2	-	-	-	-	-	-	-
	Moldova	2	-	-	-	-	-	-	-	1	-	1
	Syrian Arab Republic	2	-	-	2	-	-	-	-	-	-	-
	Tajikistan	2	-	-	2	-	-	-	-	-	-	-
	Afghanistan	1	-	-	1	-	-	-	-	-	-	-
	Jordan	1	-	-	1	-	-	-	-	-	-	-
	South Africa	1	-	-	1	-	-	-	-	-	-	-
	Kazakhstan	1	-	-	1	-	-	-	-	-	-	-
	Libya	1	-	-	1	-	-	-	-	-	-	-
	Somalia	1	-	-	1	-	-	-	-	-	-	-
	Sri Lanka	1	-	-	1	-	-	-	-	-	-	-
<b>Veľké Slemence</b>		<b>25</b>	<b>-</b>	<b>-</b>	<b>-</b>	<b>-</b>	<b>-</b>	<b>9</b>	<b>-</b>	<b>11</b>	<b>-</b>	<b>5</b>
Thereof:	Ukraine	25	-	-	-	-	-	9	-	11	-	5

Čierna nad Tisou		12	-	-	1	-	3	3	-	1	-	4
Thereof:	Ukraine	11	-	-	-	-	3	3	-	1	-	4
	Turkey	1	-	-	1	-	-	-	-	-	-	-
Maťovské Vojkovce		-	-	-	-	-	-	-	-	-	-	-
TOTAL		1 053	10	0	316	0	13	121	0	467	2	124

**Refusal of entry of third country nationals at the external land border in 2021; by individual BCPs and reasons for refusal**

		Reasons for refusal										
		TOTAL	Thereof:									
			A	B	C	D	E	F	G	H1	H2	I
<b>Ubl'a</b>		<b>107</b>	<b>-</b>	<b>-</b>	<b>8</b>	<b>-</b>	<b>-</b>	<b>6</b>	<b>-</b>	<b>64</b>	<b>2</b>	<b>27</b>
Thereof:	Ukraine	103	-	-	5	-	-	6	-	63	2	27
	Russian Federation	3	-	-	3	-	-	-	-	-	-	-
	Georgia	1	-	-	-	-	-	-	-	1	-	-
<b>Vyšné Nemecké</b>		<b>273</b>	<b>9</b>	<b>1</b>	<b>5</b>	<b>8</b>	<b>2</b>	<b>11</b>	<b>3</b>	<b>111</b>	<b>-</b>	<b>123</b>
Thereof:	Ukraine	261	8	-	5	-	2	11	3	109	-	123
	Russian Federation	8	-	-	-	8	-	-	-	-	-	-
	Armenia	1	-	-	-	-	-	-	-	1	-	-
	Stateless person	1	1	-	-	-	-	-	-	-	-	-
	Georgia	1	-	-	-	-	-	-	-	1	-	-
	Mongolia	1	-	1	-	-	-	-	-	-	-	-
<b>Veľké Slemence</b>		<b>4</b>	<b>-</b>	<b>-</b>	<b>-</b>	<b>-</b>	<b>-</b>	<b>1</b>	<b>-</b>	<b>2</b>	<b>-</b>	<b>1</b>
Thereof:	Ukraine	4	-	-	-	-	-	1	-	2	-	1
<b>Čierna nad Tisou</b>		<b>11</b>	<b>-</b>	<b>-</b>	<b>3</b>	<b>-</b>	<b>2</b>	<b>-</b>	<b>-</b>	<b>1</b>	<b>-</b>	<b>5</b>
Thereof:	Ukraine	10	-	-	2	-	2	-	-	1	-	5
	Tunisia	1	-	-	1	-	-	-	-	-	-	-
<b>Maťovské Vojkovce</b>		<b>0</b>	<b>-</b>	<b>-</b>	<b>-</b>	<b>-</b>	<b>-</b>	<b>-</b>	<b>-</b>	<b>-</b>	<b>-</b>	<b>-</b>
<b>TOTAL</b>		<b>395</b>	<b>9</b>	<b>1</b>	<b>16</b>	<b>8</b>	<b>4</b>	<b>18</b>	<b>3</b>	<b>178</b>	<b>2</b>	<b>156</b>

**Refusal of entry of third country nationals at the external air border in 2022; by individual BCPs and reasons for refusal**

		Reasons for refusal										
		TOTAL	Thereof:									
			A	B	C	D	E	F	G	H1	H2	I
<b>Bratislava airport</b>		<b>52</b>	<b>1</b>	<b>1</b>	<b>20</b>	<b>-</b>	<b>-</b>	<b>14</b>	<b>-</b>	<b>9</b>	<b>-</b>	<b>7</b>
Thereof:	North Macedonia	11	1	-	-	-	-	5	-	5	-	-
	Ukraine	9	-	-	1	-	-	1	-	2	-	5
	United Kingdom of GB and	7	-	-	-	-	-	7	-	-	-	-
	Turkey	4	-	-	4	-	-	-	-	-	-	-
	India	3	-	-	3	-	-	-	-	-	-	-
	Israel	3	-	-	-	-	-	1	-	-	-	2
	Syrian Arab Republic	3	-	-	3	-	-	-	-	-	-	-
	Albania	2	-	-	-	-	-	-	-	2	-	-
	Nepal	2	-	-	2	-	-	-	-	-	-	-
	Vanuatu	2	-	-	2	-	-	-	-	-	-	-
	Philippines	1	-	-	1	-	-	-	-	-	-	-
	Haiti	1	-	-	1	-	-	-	-	-	-	-
	Iran	1	-	1	-	-	-	-	-	-	-	-
	South Africa	1	-	-	1	-	-	-	-	-	-	-
	Nigeria	1	-	-	1	-	-	-	-	-	-	-
	Russian Federation	1	-	-	1	-	-	-	-	-	-	-
<b>Košice airport</b>		<b>5</b>	<b>-</b>	<b>-</b>	<b>4</b>	<b>-</b>	<b>-</b>	<b>1</b>	<b>-</b>	<b>-</b>	<b>-</b>	<b>-</b>
Thereof:	Pakistan	1	-	-	1	-	-	-	-	-	-	-
	Afghanistan	1	-	-	1	-	-	-	-	-	-	-
	United Kingdom of GB and NI	1	-	-	-	-	-	1	-	-	-	-
	Ecuador	1	-	-	1	-	-	-	-	-	-	-
	India	1	-	-	1	-	-	-	-	-	-	-
<b>Poprad airport</b>		<b>-</b>	<b>-</b>	<b>-</b>	<b>-</b>	<b>-</b>	<b>-</b>	<b>-</b>	<b>-</b>	<b>-</b>	<b>-</b>	<b>-</b>
<b>small airports</b>		<b>-</b>	<b>-</b>	<b>-</b>	<b>-</b>	<b>-</b>	<b>-</b>	<b>-</b>	<b>-</b>	<b>-</b>	<b>-</b>	<b>-</b>
<b>TOTAL</b>		<b>57</b>	<b>1</b>	<b>1</b>	<b>24</b>	<b>0</b>	<b>0</b>	<b>15</b>	<b>0</b>	<b>9</b>	<b>0</b>	<b>7</b>

**Refusal of entry of third country nationals at the external air border in 2021; by individual BCPs and reasons for refusal**

		TOTAL	Reasons for refusal									
			Thereof:									
			A	B	C	D	E	F	G	H1	H2	I
<b>Bratislava airport</b>		<b>54</b>	-	1	11	-	6	-	-	5	-	31
Thereof:	Ukraine	19	-	-	-	-	-	-	-	1	-	18
	Georgia	9	-	-	-	-	5	-	-	1	-	3
	United Kingdom of GB	5	-	-	-	-	-	-	-	1	-	4
	North Macedonia	3	-	-	-	-	-	-	-	1	-	2
	Turkey	3	-	-	3	-	-	-	-	-	-	-
	Albania	2	-	-	-	-	1	-	-	1	-	-
	Russian Federation	2	-	-	1	-	-	-	-	-	-	1
	Afghanistan	1	-	-	1	-	-	-	-	-	-	-
	Algeria	1	-	-	1	-	-	-	-	-	-	-
	Dominika	1	-	-	-	-	-	-	-	-	-	1
	India	1	-	-	1	-	-	-	-	-	-	-
	Iran	1	-	-	-	-	-	-	-	-	-	1
	Israel	1	-	-	-	-	-	-	-	-	-	1
	Congo	1	-	1	-	-	-	-	-	-	-	-
	Libya	1	-	-	1	-	-	-	-	-	-	-
	Nigeria	1	-	-	1	-	-	-	-	-	-	-
	Somalia	1	-	-	1	-	-	-	-	-	-	-
	Thailand	1	-	-	1	-	-	-	-	-	-	-
<b>Poprad airport</b>		<b>2</b>	-	-	-	-	-	-	-	-	-	2
Thereof:	United Kingdom of GB	2	-	-	-	-	-	-	-	-	-	2
<b>Košice airport</b>		<b>21</b>	-	-	6	-	-	-	-	-	-	15
Thereof:	United Kingdom of GB and NI	13	-	-	-	-	-	-	-	-	-	13
	Pakistan	2	-	-	2	-	-	-	-	-	-	-
	Ghana	1	-	-	1	-	-	-	-	-	-	-
	India	1	-	-	1	-	-	-	-	-	-	-
	Iran	1	-	-	1	-	-	-	-	-	-	-
	Canada	1	-	-	-	-	-	-	-	-	-	1
	Taiwan	1	-	-	-	-	-	-	-	-	-	1
	Tunisia	1	-	-	1	-	-	-	-	-	-	-
<b>small airports</b>		<b>0</b>	-	-	-	-	-	-	-	-	-	-
<b>TOTAL</b>		<b>77</b>	<b>0</b>	<b>1</b>	<b>17</b>	<b>0</b>	<b>6</b>	<b>0</b>	<b>0</b>	<b>5</b>	<b>0</b>	<b>48</b>

## 2.7 Facilitation of Illegal Migration and Trafficking in Human Beings

### Documented cases of Illegal migration facilitation and trafficking in human beings in 2021 and 2022

		2021	2022
<b>TOTAL</b>	Complaints: criminal prosecution initiated/charges pressed	<b>78/79</b>	<b>239/189</b>
	Persons: suspects/accused	<b>180/144</b>	<b>347/254</b>
	Illegal migrants/Victims	<b>834/71</b>	<b>3489/71</b>
	Offences	<b>127</b>	<b>333</b>
<b>Facilitation  (§355, §356 CC)</b>	Complaints: criminal prosecution initiated/charges pressed	58/61	214/169
	Facilitators: suspects/accused	124/105	286/222
	Thereof:		
	IBC (§355 CC)	60	197
	Marriages of convenience (§356 CC)	12	6
	Illegal work (§356 CC)	24	8
<b>Trafficking in human beings  (§179 CC)</b>	IS on the territory of the SR, EU (§356 CC)	9	11
	Complaints: criminal prosecution initiated/charges pressed	20/18	25/20
	Persons: suspects/accused	56/39	61/32
	Victims	71	71

## Cases of facilitation and cases of trafficking in human beings in 2022; by sections of the CC

	Complaints		Persons		Illegal migrants/victims	Illegal migrants (apprehended)	Offences	Value in €
	criminal prosecution initiated	charges pressed	Suspects	Accused				
Facilitation (§355 CC) organized group	-	1	3	3	22	-	6	0,00
Facilitation (§356 CC) IS on the territory of the SR,EU organized group	-	1	11	11	122	-	53	0,00
Facilitation (§356 CC) Illegal work organized group	-	-	-	-	-	-	-	-
Facilitation (§355 CC)	203	157	248	194	3 261	3 254	215	208 535,00
Facilitation (§356 CC) marriages of convenience	4	6	6	6	5	-	5	4 770,00
Facilitation (§356 CC) illegal work	4	4	11	8	77	-	7	0,00
Facilitation (§356 CC) IS on the territory of the SR,EU	3	-	7	-	2	-	1	0,00
<b>Facilitation TOTAL</b>	<b>214</b>	<b>169</b>	<b>286</b>	<b>222</b>	<b>3 489</b>	<b>3 254</b>	<b>287</b>	<b>213 305,00</b>
Trafficking in human beings (§179 CC) organized group	-	-	-	-	-	-	-	-
Trafficking in human beings (§179 CC)	25	20	61	32	71	-	46	32 260,00
<b>Trafficking in human beings TOTAL</b>	<b>25</b>	<b>20</b>	<b>61</b>	<b>32</b>	<b>71</b>	<b>-</b>	<b>46</b>	<b>32 260,00</b>
<b>TOTAL</b>	<b>239</b>	<b>189</b>	<b>347</b>	<b>254</b>	<b>3 489/71</b>	<b>3 254</b>	<b>333</b>	<b>245 565,00</b>



## Organized and criminal groups in cases recorded by NUCIM in 2022

	Complaints		Persons	
	criminal prosecution initiated	charges pressed	suspects	accused
<b>Facilitation §355 CC</b> organized group	-	1	3	3
<b>Facilitation §356 CC</b> <b>IS on the territory of the SR,EU</b> organized group	-	1	11	11
<b>Facilitation - §356 CC</b> <b>Illegal work</b> organized work	-	-	-	-
<b>Trafficking in human beings §179 CC – organized group</b>	-	-	-	-
<b>TOTAL</b>	<b>0</b>	<b>2</b>	<b>14</b>	<b>14</b>

## Cases of facilitation in 2022; by the place of detection processed by NUCIM (§355,356 CC)

			Complaints		Persons		Illegal migrants	
			criminal prosecution initiated	charges pressed	Suspects	Accused	TOTAL	apprehended
External border	Land border	§ 355 CC	4	4	9	8	36	6
		§ 356 CC	-	-	-	-	-	-
	Airports		-	-	-	-	-	-
External border in TOTAL			4	4	9	8	36	6
Internal border § 355 CC	Austria		10	10	18	18	453	453
	Hungary		176	135	210	162	2 563	2 563
	Czechia		4	3	5	3	33	33
	Poland		-	-	-	-	-	-
Internal border § 355 CC in TOTAL			190	148	233	183	3 049	3 049
Inland, § 355, 356 CC	§ 355 CC	Facilitators	10	6	10	6	199	199
	§ 356 CC	Marriage of convenience	1	1	1	1	1	-
		Illegal work	4	4	11	8	77	-
		Other cases of IS on the territory of the SR	2	1	17	11	123	-
Inland §355, 356 CC in TOTAL			17	12	39	26	400	199
Member states §356 CC (marriage of convenience, IS on the territory of the EU) in TOTAL			1	2	2	2	2	0
Non EU countries (United Kingdom) §356 CC (marriages of convenience) in TOTAL			2	3	3	3	2	0
TOTAL			214	169	286	222	3 489	3 254

### Nationality of facilitators and illegal migrants in 2022 - facilitation

Facilitators			Illegal migrants		
Nationality	Suspects	Accused	Nationality	Suspects	Accused
Unknown	64	-	Syrian Arab Republic	2 334	2 334
Ukraine	46	46	Afghanistan	556	550
Slovakia	37	37	Turkey	150	150
Syrian Arab Republic	37	37	Iran	122	-
Moldova	13	13	Unknown	101	101
Romania	9	9	Ukraine	82	5
Czechia	8	8	Pakistan	48	40
Poland	8	8	India	34	23
Serbia	8	8	Tunisia	28	28
Germany	7	7	Yemen	13	13
Turkey	7	7	Uzbekistan	8	-
Georgia	6	6	Eritrea	5	5
Iraq	6	6	Iraq	3	3
Morocco	3	3	Egypt	2	2
Italy	3	3	China	1	-
Armenia	2	2	Kyrgyzstan	1	-
France	2	2	Serbia	1	-
Kyrgyzstan	2	2	---	-	-
Lithuania	2	2	---	-	-
Hungary	2	2	---	-	-
Tunisia	2	2	---	-	-
Uzbekistan	2	2	---	-	-
Albania	1	1	---	-	-
Belgium	1	1	---	-	-
Belarus	1	1	---	-	-
Bosnia and Herzegovina	1	1	---	-	-
Netherlands	1	1	---	-	-
Areas not specified elsewhere (Kosovo)	1	1	---	-	-
Lebanon	1	1	---	-	-
Austria	1	1	---	-	-
Russian Federation	1	1	---	-	-
Turkmenistan	1	1	---	-	-
<b>TOTAL</b>	<b>286</b>	<b>222</b>	<b>TOTAL</b>	<b>3 489</b>	<b>3 254</b>

### Nationality of offenders and victims in 2022 - trafficking in human beings

Offenders			Victims	
Nationality	Suspects	Accused	Nationality	Number
Unknown	31	-	Slovakia	71
Slovakia	28	30	---	-
Germany	1	1	---	-
Turkey	1	1	---	-
<b>TOTAL</b>	<b>61</b>	<b>32</b>	<b>TOTAL</b>	<b>71</b>

Notes:

**Facilitation** - criminal offences according to §355,356 of the Criminal Code (300/2005 Coll.) - (disaggregated by marriages of convenience, illegal work and employment and other cases of IS on the territory of the SR);

**Complaints (criminal prosecution initiated)** - all complaints (resolutions) leading to the commencement of the criminal prosecution in accordance with the Regulation of the MOI no. 53/2009 issued by NUCIM;

**Complaints (indictment/charges pressed)** - resolutions where the investigator has pressed charges under §206 par.1 of the Criminal Procedure Code (301/2005 Coll.);

**Suspects** - (Slovak Criminal Procedure Code does not formally recognize between a suspect and an accused, but it provides certain rights to such persons. It also stipulates that a reasonably suspected person shall be formally accused.) Persons who are mentioned within the issued resolution on the commencement of the criminal prosecution under §199 par.1 of the Criminal Procedure Code;

**Accused persons** - Given reasonable grounds, a conclusion and a resolution under §206 par.1 of the Criminal Procedure Code that a certain person has committed an offence - for the purposes of this document - of facilitation;

**Illegal migrants (in general)** - person(s) who is neither a citizen of the SR nor person(s) with permanent residence in the territory of the SR, and who has used the services of facilitators according to the §355 CC, also person(s) who is not a citizen(s) of the SR, of another MS nor a citizen(s) of the European Economic Area member state and who has also used the services of facilitators under the §356 CC and is mentioned within the issued resolution on the commencement of criminal prosecution under §199 par.1 or within the resolution to press charges according to §206 par.1 of the Criminal Procedure Code,

**Illegal migrants (apprehended)** - persons as mentioned above, who have used services of facilitators and who were physically apprehended by a Police Force unit;

**Offence** - according to §179 of the Criminal Procedure Code an offence is also understood as a partial attack of a continuing offence unless otherwise stated;

**Trafficking in human beings** - criminal offences according to §179 CC - (disaggregated by sexual and labor exploitation, forced begging, marriages, etc.);

**Victims of Trafficking in human beings** - persons who were, even with their consent or under false pretenses or otherwise, tricked, deprived of their personal freedoms, transported, handed over, kidnapped, threatened (with) violence or grievous bodily harm, or with other forms of coercion, including promises or offerings of monetary gains or other potential benefits;

## 2.8 Return Policy and Persons taken over to the SR

### 2.8.1 Readmission

#### Overview of persons handed and taken over according to Readmission Agreements in 2021 and 2022

Country of readmission	2021				2022			
	Illegal migration		Other		Illegal migration		Other	
	Persons readmitted (from SR)	Persons admitted (to SR)	Persons readmitted (from SR)	Persons admitted (to SR)	Persons readmitted (from SR)	Persons admitted (to SR)	Persons readmitted (from SR)	Persons admitted (to SR)
Ukraine	172	5	-	-	15	6	-	-
Hungary	22	-	-	1	159	-	-	1
Czechia	-	12	-	-	1	95	-	-
Poland	-	11	-	-	-	30	-	-
Austria	-	-	-	-	-	15	-	1
<b>TOTAL</b>	<b>194</b>	<b>28</b>	<b>0</b>	<b>1</b>	<b>175</b>	<b>146</b>	<b>0</b>	<b>2</b>

#### Overview of persons readmitted from the territory of the SR under Readmission Agreements related to illegal migration in 2022

Nationality	TOTAL	Thereof:		
		Hungary	Ukraine	Czechia
Syrian Arab Republic	127	123	3	1
Afghanistan	30	26	4	-
India	6	6	-	-
Turkey	4	2	2	-
Iraq	3	2	1	-
Moldova	2	-	2	-
Egypt	1	-	1	-
Mongolia	1	-	1	-
Uzbekistan	1	-	1	-
<b>TOTAL</b>	<b>175</b>	<b>159</b>	<b>15</b>	<b>1</b>

## Overview of persons readmitted from the territory of the SR under Readmission Agreements related to illegal migration in 2021

Nationality	TOTAL	Thereof:	
		Ukraine	Hungary
Pakistan	41	31	10
Afghanistan	30	18	12
Bangladesh	17	17	-
Turkey	14	14	-
India	12	12	-
Uzbekistan	11	11	-
Algeria	10	10	-
Ukraine	9	9	-
Georgia	9	9	-
Dominican republic	6	6	-
Nepal	6	6	-
Syrian Arab Republic	6	6	-
Iraq	5	5	-
Libya	5	5	-
Kazakhstan	2	2	-
Moldova	2	2	-
Russian Federation	2	2	-
Sri Lanka	2	2	-
Armenia	1	1	-
China	1	1	-
Eritrea	1	1	-
Lebanon	1	1	-
Morocco	1	1	-
<b>TOTAL</b>	<b>194</b>	<b>172</b>	<b>22</b>

### Note:

**Illegal Migration** – this category includes persons taken and handed over under the readmission agreements within the referenced period, regardless of the period in which they were apprehended for illegal migration by an authority of the SR or another country.

**Other**– this category includes persons taken and handed over under the readmission agreements within the referenced period, who were not apprehended for illegal migration on the territory of the SR and at the time of readmission their stay in the SR or another MS was legal.

- „Persons readmitted (from SR)“ – this category includes persons who were convicted of an offence that does not involve illegal migration (e.g. theft) and were sentenced by a court to judicial removal from the territory of the SR and therefore were handed over to the territory of another MS in which they were permitted to stay.

- „Persons admitted (to the SR)“ – this category includes persons who were returned from the territory of a MS because of their IS and who are permitted to stay on the territory of the SR.

**Overview of persons admitted to the SR under Readmission Agreements related to illegal migration in 2022**

Nationality	TOTAL	Thereof:			
		Czechia	Poland	Austria	Ukraine
Syrian Arab Republic	118	92	15	11	-
Turkey	15	-	15	-	-
Egypt	2	-	-	2	-
Germany	2	-	-	-	2
Russian Federation	2	-	-	-	2
Yemen	1	1	-	-	-
Morocco	1	-	-	1	-
Nigeria	1	1	-	-	-
Palestine	1	1	-	-	-
Poland	1	-	-	-	1
Sudan	1	-	-	1	-
Spain	1	-	-	-	1
<b>TOTAL</b>	<b>146</b>	<b>95</b>	<b>30</b>	<b>15</b>	<b>6</b>

**Overview of persons admitted to the SR under Readmission Agreements related to illegal migration in 2021**

Nationality	TOTAL	Thereof:		
		Ukraine	Czechia	Poland
India	11	-	1	10
Afghanistan	7	-	7	-
Pakistan	5	-	4	1
Czechia	3	3	-	-
Germany	1	1	-	-
Poland	1	1	-	-
<b>TOTAL</b>	<b>28</b>	<b>5</b>	<b>12</b>	<b>11</b>

## 2.8.2 Voluntary returns

### Overview of effective voluntary returns in 2022; by country of return and Project type

Country of return	TOTAL	Thereof:
		Project „C“
Turkey	56	56
Tunisia	10	10
Uzbekistan	5	5
Georgia	3	3
Viet Nam	4	4
Moldova	2	2
India	1	1
<b>TOTAL</b>	<b>81</b>	<b>81</b>

### Overview of effective voluntary returns in 2021; by country of return and Project type

Country of return	TOTAL	Thereof:	
		Project „C“	Project „I“
Serbia	3	3	-
Turkey	2	2	-
China	1	1	-
Moldova	1	1	-
Nigeria	1	1	-
Ukraine	1	1	-
<b>TOTAL</b>	<b>9</b>	<b>9</b>	<b>0</b>

Data source: International Organization for Migration (IOM)

Note:

**Voluntary returns** - this category includes returns of foreigners from the PDCF, from the asylum facilities of the MOI and foreigners residing on the territory of the SR, outside the facilities of the MOI.

**Project „C“** - Cooperation Agreement between the IOM and the MOI to assist the return of unsuccessful asylum seekers and illegal migrants to their country of origin.

**Project „I“** – Voluntary return and reintegration in the country of origin (realization 1.1.2020 – 31.12.2021)

## 2.8.3 Dublin Transfers

### Dublin Transfers carried out under the Regulation (EU) 604/2013 in 2021 and 2022

	2021	2022
Persons admitted to the SR	39	28
Persons readmitted from the SR	107	44

Note:

Persons admitted and readmitted under the Dublin Regulation within the reference period, regardless of the period in which they were apprehended for illegal migration by an authority of the SR or another country and regardless of whether or not they were issued with an administrative or judicial expulsion (removal) decision.

**Effective transfers under the Dublin Regulation** - If the SR readmits the third country national to another MS which is competent to issue a decision in the asylum procedure, or if the SR admits a third country national from another MS because it is competent to decide in the asylum procedure.

**Persons admitted to the SR from individual countries under the Dublin Regulation in 2022;  
by nationality**

Nationality	TOTAL	Taken over from:					
		AT	DE	CH	NL	SE	IT
Morocco	10	8	-	-	2	-	-
Algeria	3	2	1	-	-	-	-
Libya	3	1	-	2	-	-	-
Pakistan	3	2	-	-	-	-	1
Syrian Arab Republic	3	-	3	-	-	-	-
Tunisia	2	2	-	-	-	-	-
Uzbekistan	2	-	-	-	-	2	-
Eritrea	1	1	-	-	-	-	-
Democratic republic of Congo	1	1	-	-	-	-	-
<b>TOTAL</b>	<b>28</b>	<b>17</b>	<b>4</b>	<b>2</b>	<b>2</b>	<b>2</b>	<b>1</b>

**Persons admitted to the SR from individual countries under the Dublin Regulation in 2021;  
by nationality**

Nationality	TOTAL	Taken over from:							
		AT	BE	CZ	DE	CH	NL	NO	SE
Morocco	12	7	-	-	2	3	-	-	-
Afghanistan	5	4	-	1	-	-	-	-	-
Algeria	4	3	-	-	-	-	1	-	-
India	3	-	-	3	-	-	-	-	-
Syrian Arab Republic	3	2	-	-	-	-	-	1	-
Tunisia	2	2	-	-	-	-	-	-	-
China	1	1	-	-	-	-	-	-	-
Georgia	1	-	1	-	-	-	-	-	-
Iraq	1	-	-	-	1	-	-	-	-
Iran	1	1	-	-	-	-	-	-	-
Libya	1	-	-	-	-	1	-	-	-
Pakistan	1	-	-	1	-	-	-	-	-
Palestine	1	1	-	-	-	-	-	-	-
Sudan	1	-	1	-	-	-	-	-	-
Turkey	1	1	-	-	-	-	-	-	-
Ukraine	1	-	-	-	-	-	-	-	1
<b>TOTAL</b>	<b>39</b>	<b>22</b>	<b>2</b>	<b>5</b>	<b>3</b>	<b>4</b>	<b>1</b>	<b>1</b>	<b>1</b>



**Persons readmitted from the SR to individual countries under the Dublin Regulation in 2022;by nationality**

Nationality	TOTAL	Taken over from:									
		RO	BG	AT	DE	PL	NL	BE	ES	CH	SE
Afghanistan	8	8	-	-	-	-	-	-	-	-	-
Pakistan	8	8	-	-	-	-	-	-	-	-	-
Syrian Arab Republic	8	-	2	3	2	-	1	-	-	-	-
Morocco	4	-	4	-	-	-	-	-	-	-	-
Russian Federation	4	-	-	1	-	3	-	-	-	-	-
Tunisia	3	1	-	-	-	-	-	1	1	-	-
Algeria	2	-	1	-	-	-	1	-	-	-	-
Bangladesh	2	2	-	-	-	-	-	-	-	-	-
Somalia	2	-	-	-	-	-	-	-	-	1	1
Egypt	1	-	1	-	-	-	-	-	-	-	-
India	1	-	-	-	1	-	-	-	-	-	-
Iraq	1	-	-	-	1	-	-	-	-	-	-
<b>TOTAL</b>	<b>44</b>	<b>19</b>	<b>8</b>	<b>4</b>	<b>4</b>	<b>3</b>	<b>2</b>	<b>1</b>	<b>1</b>	<b>1</b>	<b>1</b>

**Persons readmitted from the SR to individual countries under the Dublin Regulation in 2021;by nationality**

Nationality	TOTAL	Taken over from:					
		AT	BG	DE	IT	NL	RO
Afghanistan	70	-	1	-	-	-	69
Pakistan	10	1	-	-	-	-	9
Syrian Arab Republic	10	-	-	-	-	-	10
Algeria	5	1	1	-	1	-	2
Morocco	5	-	2	1	-	-	2
Nigeria	2	-	-	-	2	-	-
Georgia	1	-	-	-	-	1	-
India	1	-	-	-	-	-	1
Iraq	1	-	1	-	-	-	-
Côte d'Ivoire	1	-	-	1	-	-	-
Turkey	1	-	-	1	-	-	-
<b>TOTAL</b>	<b>107</b>	<b>2</b>	<b>5</b>	<b>3</b>	<b>3</b>	<b>1</b>	<b>93</b>

AT - Austria  
 BE - Belgium  
 BG – Bulgaria  
 CZ - Czechia  
 DE - Germany  
 ES - Spain  
 CH – Switzerland  
 IT - Italy  
 NL - Netherlands  
 NO - Norway  
 PL - Poland  
 RO - Romania  
 SE - Sweden

## 2.8.4 Police Detention Centres from Foreigners

Number of foreigners who were placed in the PDCF Medved'ov and Sečovce in 2022; by nationality

Nationality	Number of foreigners placed	PDCF Medved'ov	PDCF Sečovce
Morocco	420	329	91
Tunisia	401	356	45
Syrian Arab Republic	294	204	90
Turkey	158	79	79
Afghanistan	70	44	26
India	54	31	23
Pakistan	40	19	21
Algeria	35	29	6
Yemen	23	19	4
Iraq	16	12	4
Palestine	15	11	4
Georgia	12	11	1
Bangladesh	11	3	8
Russian Federation	11	8	3
Serbia	11	8	3
Egypt	10	7	3
Sudan	10	8	2
Somalia	9	9	-
Eritrea	8	6	2
Libya	8	8	-
Iran	7	5	2
Ukraine	4	3	1
Bosnia and Herzegovina	3	3	-
Cameroon	3	2	1
Moldova	3	2	1
Nepal	3	3	-
Nigeria	2	1	1
Albania	2	2	-
Guinea	2	2	-
Haiti	2	2	-
Democratic republic of Congo	2	2	-
Lebanon	2	1	1
North Macedonia	2	1	1
Viet Nam	2	2	-
Brazil	1	1	-
Gabon	1	-	1
Gambia	1	1	-
Guinea-Bissau	1	1	-
Mongolia	1	-	1
Senegal	1	1	-
Uganda	1	-	1
<b>TOTAL</b>	<b>1 662</b>	<b>1 236</b>	<b>426</b>

**Number of foreigners who were placed in the PDCF Medved'ov and Sečovce in 2021; by nationality**

Nationality	Number of foreigners placed	PDCF Medved'ov	PDCF Sečovce
Afghanistan	282	128	154
Morocco	205	162	43
Syrian Arab Republic	178	110	68
Algeria	48	32	16
Pakistan	47	22	25
Tunisia	45	37	8
India	12	7	5
Serbia	11	10	1
Yemen	10	10	-
Libya	10	6	4
Georgia	8	6	2
Turkey	8	8	-
Bangladesh	7	2	5
Egypt	7	7	-
Iraq	7	1	6
Cameroon	6	5	1
Palestine	6	1	5
Sudan	6	5	1
Sri Lanka	5	-	5
Moldova	4	3	1
Ukraine	4	1	3
Albania	3	2	1
Bosnia and Herzegovina	3	3	-
Nigeria	3	3	-
Ghana	2	2	-
Jordan	2	2	-
Comoros	2	1	1
Viet Nam	2	2	-
Eritrea	1	-	1
Ethiopia	1	-	1
Philippines	1	1	-
Gabon	1	1	-
Gambia	1	1	-
Iran	1	1	-
Congo	1	1	-
Democratic republic of Congo	1	1	-
Côte d'Ivoire	1	1	-
Russian Federation	1	-	1
North Macedonia	1	1	-
United States of America	1	-	1
Tajikistan	1	-	1
Togo	1	-	1
Uzbekistan	1	-	1
<b>TOTAL</b>	<b>948</b>	<b>586</b>	<b>362</b>

Note: **Number of foreigners placed:** one person counted only once

### Number of foreigners released from PDCF Medved'ov and Sečovce in 2022; by nationality

Nationality	Number of released foreigners	PDCF Medved'ov	PDCF Sečovce
Tunisia	407	361	46
Morocco	347	281	66
Syrian Arab Republic	310	208	102
Turkey	146	66	80
Afghanistan	88	48	40
India	59	30	29
Pakistan	51	22	29
Algeria	38	32	6
Yemen	20	15	5
Iraq	14	9	5
Palestine	14	9	5
Sudan	13	10	3
Bangladesh	11	3	8
Georgia	11	11	-
Egypt	10	7	3
Serbia	10	8	2
Eritrea	9	6	3
Libya	8	7	1
Iran	4	4	-
Moldova	4	3	1
Ukraine	4	2	2
Albania	3	2	1
Bosnia and Herzegovina	3	3	-
Cameroon	3	1	2
Nepal	3	3	-
Russian Federation	3	3	-
Viet Nam	3	3	-
Gambia	2	2	-
Guinea	2	2	-
Haiti	2	-	2
Lebanon	2	1	1
North Macedonia	2	1	1
Brazil	1	1	-
Gabon	1	-	1
Guinea-Bissau	1	1	-
Jordan	1	1	-
Congo	1	1	-
Democratic republic of Congo	1	1	-
Mongolia	1	-	1
Senegal	1	1	-
Somalia	1	1	-
United States of America, USA	1	-	1
Tajikistan	1	-	1
<b>TOTAL</b>	<b>1 617</b>	<b>1 170</b>	<b>447</b>

### Number of foreigners released from PDCF Medved'ov and Sečovce in 2021; by nationality

Nationality	Number of released foreigners	PDCF Medved'ov	PDCF Sečovce
Afghanistan	338	125	213
Morocco	202	158	44
Syrian Arab Republic	179	101	78
Algeria	55	34	21
Pakistan	36	21	15
Tunisia	34	26	8
Serbia	11	10	1
Bangladesh	10	2	8
Yemen	10	8	2
Libya	10	6	4
Georgia	8	6	2
India	8	6	2
Turkey	8	8	-
Egypt	7	6	1
Iraq	7	1	6
Viet Nam	6	2	4
Cameroon	5	-	5
Sri Lanka	5	-	5
Nigeria	4	4	-
Palestine	4	1	3
Ukraine	4	1	3
Bosnia and Herzegovina	3	3	-
Iran	3	2	1
Moldova	3	2	1
Sudan	3	2	1
Albania	2	2	-
Ghana	2	2	-
Comoros	2	1	1
Ethiopia	1	-	1
Philippines	1	1	-
Jordan	1	1	-
Democratic republic of Congo	1	1	-
Germany	1	-	1
Côte d'Ivoire	1	1	-
North Macedonia	1	1	-
Somalia	1	1	-
United States of America	1	-	1
Togo	1	-	1
Uzbekistan	1	-	1
<b>TOTAL</b>	<b>980</b>	<b>546</b>	<b>434</b>

Note:

**Number of released foreigners:** number of foreigners released for the reason under Art. 90 Par. 2(b) of the Act on the Residence of Foreigners (a person counted in only once)

## 2.8.5 Return Decisions and their Enforcement

### Overview of return decisions issued in 2022

Nationality	TOTAL	Illegal migration		Other	
		AR	JR	AR	JR
Morocco	436	436	-	-	-
Tunisia	385	381	4	-	-
Turkey	221	220	1	-	-
Syrian Arab Republic	211	210	1	-	-
Ukraine	72	29	17	2	24
Algeria	29	29	-	-	-
Georgia	29	16	3	1	9
India	28	27	1	-	-
Yemen	25	25	-	-	-
Serbia	25	17	5	1	2
Afghanistan	21	20	1	-	-
Iraq	21	19	2	-	-
Pakistan	16	16	-	-	-
Palestine	14	14	-	-	-
Egypt	12	12	-	-	-
Viet Nam	12	11	1	-	-
Somalia	8	8	-	-	-
Sudan	8	8	-	-	-
Albania	7	4	3	-	-
Bosnia and Herzegovina	7	4	-	1	2
Libya	7	7	-	-	-
Moldova	7	4	-	2	1
Uzbekistan	7	7	-	-	-
Russian Federation	6	2	1	3	-
Eritrea	5	5	-	-	-
North Macedonia	5	2	2	-	1
Bangladesh	4	4	-	-	-
Croatia	4	-	-	2	2
Iran	4	4	-	-	-
Nepal	3	3	-	-	-
Belarus	2	-	2	-	-
Guinea	2	2	-	-	-
Cameroon	2	2	-	-	-
Democratic republic of Congo	2	2	-	-	-
Nigeria	2	2	-	-	-
Romania	2	1	-	-	1
Bulgaria	1	-	-	-	1
Czechia	1	-	-	-	1
Gambia	1	1	-	-	-
Guinea-Bissau	1	1	-	-	-
Netherlands	1	-	-	-	1



Continued on the next page



Continued from the previous page (2022)

Nationality	TOTAL	Illegal migration		Other	
		AR	JR	AR	JR
Kyrgyzstan	1	1	-	-	-
Areas not specified elsewhere (Kosovo)	1	1	-	-	-
Lebanon	1	1	-	-	-
Latvia	1	-	-	-	1
Hungary	1	-	-	-	1
Mongolia	1	1	-	-	-
Poland	1	-	-	-	1
Senegal	1	1	-	-	-
Uganda	1	1	-	-	-
<b>TOTAL</b>	<b>1 665</b>	<b>1 561</b>	<b>44</b>	<b>12</b>	<b>48</b>

## Overview of return decisions issued in 2021

Nationality	TOTAL	Illegal migration		Other	
		AR	JR	AR	JR
Ukraine	246	144	39	5	58
Syrian Arab Republic	193	190	3	-	-
Morocco	179	178	1	-	-
Afghanistan	67	67	-	-	-
Pakistan	57	55	2	-	-
Tunisia	43	40	3	-	-
Algeria	42	42	-	-	-
Serbia	42	27	10	2	3
Georgia	25	19	5	-	1
India	23	22	-	-	1
Turkey	22	22	-	-	-
Bangladesh	21	21	-	-	-
Uzbekistan	11	11	-	-	-
Iraq	10	10	-	-	-
Yemen	10	10	-	-	-
Libya	10	10	-	-	-
Moldova	8	8	-	-	-
Palestine	8	8	-	-	-
Bosnia and Herzegovina	7	6	1	-	-
Egypt	7	7	-	-	-
Sri Lanka	7	7	-	-	-
Dominican republic	6	6	-	-	-
Nepal	6	6	-	-	-
Romania	5	-	-	1	4
Russian Federation	5	3	2	-	-
Sudan	5	5	-	-	-
China	4	4	-	-	-
Viet Nam	4	4	-	-	-
Albania	3	2	1	-	-
Czechia	3	-	1	-	2
Nigeria	3	2	1	-	-
North Macedonia	3	1	1	1	-
Thailand	3	3	-	-	-
Jordan	2	2	-	-	-
Kazakhstan	2	2	-	-	-
United States of America, USA	2	1	-	1	-
Armenia	1	1	-	-	-
Montenegro	1	1	-	-	-
Eritrea	1	1	-	-	-
Philippines	1	1	-	-	-
Gambia	1	-	1	-	-
Iran	1	1	-	-	-
Cameroon	1	1	-	-	-



Continued on the next page





Continued from the previous page (2021)

Nationality	TOTAL	Illegal migration		Other	
		AR	JR	AR	JR
Congo	1	-	1	-	-
Democratic republic of Congo	1	1	-	-	-
Lebanon	1	1	-	-	-
Latvia	1	-	-	-	1
Ireland	1	-	-	-	1
Hungary	1	-	1	-	-
Poland	1	-	-	-	1
Austria	1	-	-	-	1
Tajikistan	1	1	-	-	-
<b>TOTAL</b>	<b>1 110</b>	<b>954</b>	<b>73</b>	<b>10</b>	<b>73</b>

Note:

Overview on return decisions being issued shows the number of decisions on AR and JR issued to foreigners within the reference period (one person may be subject to more than one decision), regardless of when were the foreigners detained (regardless of the validity of the decision). As for the listed nationality, it corresponds to the nationality that the foreigner stated/reported/is known during the removal procedure.

**Illegal migration (AR/JR)** – foreigners to whom a decision on AR/JR has been issued for reasons related to illegal migration (i.e. IBC and/or IS),

**Other** – foreigners to whom a decision on AR/JR has been issued for reasons other than illegal migration (e.g. theft)

**Return decisions carried out from the territory of the SR in 2021 and 2022; by country of return**

	TOTAL	ILLEGAL MIGRATION		OTHER	
		to a third country	to a MS	to a third country	to a MS
<b>2021</b>	<b>432</b>	345	31	48	8
<b>2022</b>	<b>317</b>	233	28	28	28

## Returns carried out in 2022

Nationality	TOTAL	AR		JR	
		Illegal migration	Other	Illegal migration	Other
Turkey	115	113	-	2	-
Ukraine	53	10	1	18	24
Tunisia	35	32	-	3	-
Georgia	16	5	-	3	8
Syrian Arab Republic	13	13	-	-	-
Serbia	11	5	-	4	2
Iraq	6	3	-	3	-
Moldova	6	5	-	-	1
Uzbekistan	6	6	-	-	-
Bosnia and Herzegovina	5	3	-	-	2
Viet Nam	5	4	-	1	-
Afghanistan	4	4	-	-	-
Albania	4	1	-	3	-
North Macedonia	4	1	-	2	1
Armenia	3	-	3	-	-
India	3	1	-	1	1
Morocco	3	3	-	-	-
Pakistan	3	3	-	-	-
Belarus	2	-	-	2	-
Czechia	2	-	-	-	2
Croatia	2	-	-	-	2
Cameroon	2	1	-	1	-
Latvia	2	-	-	-	2
Russian Federation	2	-	2	-	-
Brazil	1	1	-	-	-
Bulgaria	1	-	-	-	1
Egypt	1	1	-	-	-
Netherlands	1	-	-	-	1
Hungary	1	-	-	-	1
Mongolia	1	1	-	-	-
Nigeria	1	1	-	-	-
Poland	1	-	-	-	1
Romania	1	-	-	-	1
United States of America, USA	1	1	-	-	-
<b>TOTAL</b>	<b>317</b>	<b>218</b>	<b>6</b>	<b>43</b>	<b>50</b>

## Returns carried out in 2021

Nationality	TOTAL	AR		JR	
		Illegal migration	Other	Illegal migration	Other
Ukraine	179	95	3	39	42
Pakistan	41	39	-	2	-
Afghanistan	31	31	-	-	-
Turkey	23	21	-	2	-
Serbia	19	7	-	10	2
Georgia	18	12	-	5	1
Bangladesh	17	17	-	-	-
Algeria	12	12	-	-	-
India	12	12	-	-	-
Uzbekistan	11	11	-	-	-
Dominican republic	6	6	-	-	-
Nepal	6	6	-	-	-
Syrian Arab Republic	6	6	-	-	-
Iraq	5	5	-	-	-
Libya	5	5	-	-	-
Czechia	4	-	-	1	3
Moldova	4	3	-	1	-
Russian Federation	4	3	-	1	-
Bosnia and Herzegovina	3	1	-	2	-
Nigeria	3	2	-	1	-
Romania	3	-	-	-	3
Albania	2	1	-	1	-
China	2	2	-	-	-
Kazakhstan	2	2	-	-	-
Morocco	2	2	-	-	-
Sri Lanka	2	2	-	-	-
Armenia	1	1	-	-	-
Egypt	1	1	-	-	-
Eritrea	1	1	-	-	-
Iran	1	1	-	-	-
Lebanon	1	1	-	-	-
Ireland	1	-	-	-	1
Hungary	1	-	-	1	-
Poland	1	-	-	-	1
North Macedonia	1	-	-	1	-
Viet Nam	1	1	-	-	-
<b>TOTAL</b>	<b>432</b>	<b>309</b>	<b>3</b>	<b>67</b>	<b>53</b>

### Note:

These overviews contain the number of all administrative and judicial decision from the SR that were carried out (regardless whether it was voluntary or forced) within the respective time period, regardless of when were the foreigners detained and regardless of when was the decision on AR/JR issued. Tables also include those AR/JR decision which were issued by another MS. Nationality listed is the one valid at the time of the AR/JR decision being carried out.

**Returns from the territory of the SR to a third country carried out in the 2022; by the type of return**

Nationality	TOTAL	FORCED RETURNS			VOLUNTARY RETURNS		
		via external land border	via internal land border	by air	Voluntary departure		Assisted voluntary return (IOM)
					After fulfilling the obligation to depart from the SR	At BCPs on exit	
Turkey	112	2	1	5	-	-	104
Tunisia	35	-	-	23	-	-	12
Ukraine	26	21	-	-	5	-	-
Serbia	8	-	7	1	-	-	-
Georgia	7	-	1	3	-	-	3
Uzbekistan	6	1	-	-	-	-	5
Moldova	5	2	1	-	-	-	2
Viet Nam	5	-	-	1	-	-	4
Afghanistan	4	4	-	-	-	-	-
Albania	3	-	-	3	-	-	-
Bosnia and Herzegovina	3	-	1	2	-	-	-
Morocco	3	-	-	1	-	-	2
Pakistan	3	-	-	3	-	-	-
Syrian Arab Republic	3	3	-	-	-	-	-
Cameroon	2	-	-	2	-	-	-
North Macedonia	2	-	1	1	-	-	-
Egypt	1	1	-	-	-	-	-
India	1	-	-	-	-	-	1
Iraq	1	1	-	-	-	-	-
Mongolia	1	1	-	-	-	-	-
Nigeria	1	-	-	-	-	-	1
United States of America, USA	1	-	-	1	-	-	-
<b>TOTAL</b>	<b>233</b>	<b>36</b>	<b>12</b>	<b>46</b>	<b>5</b>	<b>0</b>	<b>134</b>

**Returns from the territory of the SR to a third country carried out in 2021; by the type of return**

Nationality	TOTAL	FORCED RETURNS				VOLUNTARY RETURNS		
		via external land border	via internal land border	by air	joint flights 2004/573/ES	Voluntary departure		Assisted voluntary return (IOM)
						After fulfilling the obligation to depart from the SR	At BCPs on exit	
Ukraine	134	75	-	-	-	53	5	1
Pakistan	31	31	-	-	-	-	-	-
Turkey	23	15	1	5	-	-	-	2
Afghanistan	19	18	-	-	1	-	-	-
Bangladesh	17	17	-	-	-	-	-	-
Georgia	16	9	2	3	-	2	-	-
Serbia	14	-	2	8	-	1	-	3
India	12	12	-	-	-	-	-	-
Uzbekistan	11	11	-	-	-	-	-	-
Algeria	10	10	-	-	-	-	-	-
Dominican republic	6	6	-	-	-	-	-	-
Nepal	6	6	-	-	-	-	-	-
Syrian Arab Republic	6	6	-	-	-	-	-	-
Iraq	5	5	-	-	-	-	-	-
Libya	5	5	-	-	-	-	-	-
Moldova	4	2	-	1	-	-	-	1
Russian Federation	4	3	-	-	-	1	-	-
Bosnia and Herzegovina	3	-	-	3	-	-	-	-
Albania	2	-	-	2	-	-	-	-
China	2	1	-	-	-	-	-	1
Kazakhstan	2	2	-	-	-	-	-	-
Morocco	2	1	-	-	-	1	-	-
Sri Lanka	2	2	-	-	-	-	-	-
Armenia	1	1	-	-	-	-	-	-
Egypt	1	-	-	1	-	-	-	-
Eritrea	1	1	-	-	-	-	-	-
Iran	1	-	1	-	-	-	-	-
Lebanon	1	1	-	-	-	-	-	-
Hungary	1	1	-	-	-	-	-	-
Nigeria	1	-	-	-	-	-	-	1
North Macedonia	1	-	-	1	-	-	-	-
Viet Nam	1	-	-	-	-	-	1	-
<b>TOTAL</b>	<b>345</b>	<b>241</b>	<b>6</b>	<b>24</b>	<b>1</b>	<b>58</b>	<b>6</b>	<b>9</b>

Note:

**Forced return to the third country** is an enforcement of a decision on administrative or judiciary removal by an escort carried out by the unit of the Police force: **a)** via external land border, **b)** via internal land border or c) by air to the third country. Such a case can may also be a case of readmission, if the person is being handed over (readmitted) in accordance with a readmission agreement.

**Voluntary departure to the third country** is **a)** a voluntary fulfilment of the obligation to depart from the territory of the SR within the period given in the decision on AR/JR due to IS detected inland (fulfilment of such obligation is recorded at the BCP) or **b)** to leave the territory of the SR due to IS detected at the BCP during the departure from the SR, for which a decision on AR has been (to be) issued.

**Assisted voluntary departures** are operationalised by IOM or FRONTEX.

**Returns carried out from the territory of the SR to another MS in 2022; by the type of return**

Nationality	TOTAL	Readmission	Dublin regulation	Another method of enforcement
Syrian Arab Republic	10	9	-	1
Iraq	5	2	-	3
Turkey	3	2	-	1
Belarus	2	-	-	2
Ukraine	2	-	-	2
Albania	1	-	-	1
Brazil	1	-	-	1
Georgia	1	-	-	1
India	1	-	-	1
North Macedonia	1	-	-	1
Serbia	1	-	-	1
<b>TOTAL</b>	<b>28</b>	<b>13</b>	<b>0</b>	<b>15</b>

**Returns carried out from the territory of the SR to another MS in 2021; by the type of return**

Nationality	TOTAL	Readmission	Dublin regulation	Another method of enforcement
Afghanistan	12	12	-	-
Pakistan	10	10	-	-
Serbia	3	-	-	3
Algeria	2	-	-	2
Nigeria	2	-	-	2
Czechia	1	-	-	1
Georgia	1	-	-	1
<b>TOTAL</b>	<b>31</b>	<b>22</b>	<b>0</b>	<b>9</b>

Note:

Types of return in accordance with readmission agreements and Dublin regulation are considered as forced returns.

Returns carried out in accordance with the Dublin regulation refer to only those Dublin transfers from the SR, where a decision on administrative or judicial return has been issued to the foreigner.

**Another method of enforcement** - an administrative or judicial return can be carried out as follows:

**a)** by means of a police escort to the territory of another MS, that is if the foreigner to whom the return (AR,JR) has been issued has a valid residence permit or is authorized to stay on the territory of that MS (country of return) or on the grounds of a European Arrest Warrant

**b)** by voluntarily fulfilling the obligation to depart from the territory of the SR within the period stated in the decision on AR to a MS out of the Schengen area due to (on a basis of) the detection of IS at the BCP when departing from the territory of the SR or Inland.

## 2.9 Unauthorized Transport of Cigarettes through the External Border

**Overview on the number of detected and seized smuggled cigarettes through the external border (§279 CC) in 2022; by individual months**

Month	TOTAL number of cigarettes	Land border			Airports		
		TOTAL	Thereof:		TOTAL	Thereof:	
			from SR	to SR		from SR	to SR
January	8 520	8 520	-	8 520	-	-	-
February	12 000	12 000	-	12 000	-	-	-
March	400	400	-	400	-	-	-
April	0	-	-	-	-	-	-
May	0	-	-	-	-	-	-
June	0	-	-	-	-	-	-
July	0	-	-	-	-	-	-
August	100 000	100 000	-	100 000	-	-	-
September	0	-	-	-	-	-	-
October	0	-	-	-	-	-	-
November	7 800	7 800	-	7 800	-	-	-
December	0	-	-	-	-	-	-
<b>TOTAL</b>	<b>128 720</b>	<b>128 720</b>	<b>0</b>	<b>128 720</b>	<b>0</b>	<b>0</b>	<b>0</b>

**Smuggled cigarettes detected in 2022; by place of detection**

		Number of cases	Number of cigarettes	Value in €
<b>Cigarettes detected at BCPs</b>		<b>1</b>	<b>8 520</b>	<b>1 484,98</b>
Thereof:	On a person	1	8 520	1 484,98
<b>Cigarettes detected inland</b>		<b>5</b>	<b>120 200</b>	<b>33 555,95</b>
Thereof:	In a forest	2	12 000	1 491,62
	On a person	2	100 400	16 683,53
	In a car	1	7 800	15 380,80
<b>TOTAL</b>		<b>6</b>	<b>128 720</b>	<b>35 040,93</b>

**Smuggled cigarettes detected in 2022; by individual units of DBFP Sobrance and by place of detection/seizure**

		Number of cases	Number of cigarettes	Value in €
<b>BCU PF Zboj</b>		<b>1</b>	<b>100 000</b>	<b>16 653,60</b>
Thereof:	On a person	1	100 000	16 653,60
<b>BCU PF Ulič</b>		<b>-</b>	<b>-</b>	<b>-</b>
<b>BCU PF Vyšné Nemecké</b>		<b>2</b>	<b>12 000</b>	<b>1 491,62</b>
Thereof:	In a forest	2	12 000	1 491,62
<b>BCU PF Ubl'a</b>		<b>-</b>	<b>-</b>	<b>-</b>
<b>BCU PF Podhorod'</b>		<b>1</b>	<b>400</b>	<b>29,93</b>
Thereof:	On a person	1	400	29,93
<b>BCU PF Petrovce</b>		<b>-</b>	<b>-</b>	<b>-</b>
<b>BCU PF Maťovské Vojkovce</b>		<b>1</b>	<b>8 520</b>	<b>1 484,98</b>
Thereof:	On a person	1	8 520	1 484,98
<b>BCU PF Veľké Slemence</b>		<b>1</b>	<b>7 800</b>	<b>15 380,80</b>
Thereof:	In a car	1	7 800	15 380,80
<b>BCU PF Čierna nad Tisou</b>		<b>-</b>	<b>-</b>	<b>-</b>
<b>MIU PF DBFP Sobrance</b>		<b>-</b>	<b>-</b>	<b>-</b>
<b>TOTAL</b>		<b>6</b>	<b>128 720</b>	<b>35 040,93</b>



## 2.10 Hits in Police Databases

Overview of the number of apprehended persons, vehicles and items on the basis of searches in police databases in 2022

			TOTAL	Thereof:			
				DBFP Bratislava	DBFP B. Bystrica	DBFP Prešov	DBFP Sobrance
Persons	TOTAL		1 894	209	28	105	1 552
	SIS	Third country nationals	1 547	64	24	23	1 436
		EU nationals (registrations)	179	93	1	30	55
	PATROS a INTERPOL	Third country nationals	65	10	3	4	48
		EU nationals (registrations)	103	42	-	48	13
means of transport	TOTAL		37	0	0	0	37
	PATRMV a INTERPOL		5	-	-	-	5
	SIS		32	-	-	-	32
items (incl. documents)	TOTAL		727	100	7	98	522
	PATRDOC a INTERPOL		471	76	4	91	300
	SIS		256	24	3	7	222
persons, means of transport and items	TOTAL		42	0	0	0	42
	IBO		42	-	-	-	42

Overview of the number of apprehended persons, vehicles and items on the basis of searches in police databases in 2021

			TOTAL	Thereof:			
				DBFP Bratislava	DBFP B. Bystrica	DBFP Prešov	DBFP Sobrance
Persons	TOTAL		874	93	5	68	708
	SIS	Third country nationals	675	35	3	24	613
		EU nationals	134	41	-	14	79
	PATROS a INTERPOL	Third country nationals	23	2	2	8	11
		EU nationals	42	15	-	22	5
means of transport	TOTAL		23	0	0	0	23
	PATRMV a INTERPOL		0	-	-	-	-
	SIS		23	-	-	-	23
items (incl. Documents)	TOTAL		1 394	95	0	78	1 221
	PATRDOC a INTERPOL		707	75	-	74	558
	SIS		687	20	-	4	663
persons, means of transport and items	TOTAL		7	0	0	0	7
	IBO		7	-	-	-	7



**Processed by:**

**Risk Analysis and Coordination Department**

**Bureau of Border and Foreign Police**

**Presidium of the Police Force**

**Ružinovská 1/B, 812 72 Bratislava**

**Tel: +421961050770, Fax: +421961059170**

**Email: [uhcp@minv.sk](mailto:uhcp@minv.sk)**

**[oark.uhcp@minv.sk](mailto:oark.uhcp@minv.sk)**

**Internet: <http://www.minv.sk/?rocenky>**

**Intranet: <http://info.minv.sk/pz/uhcp/>**