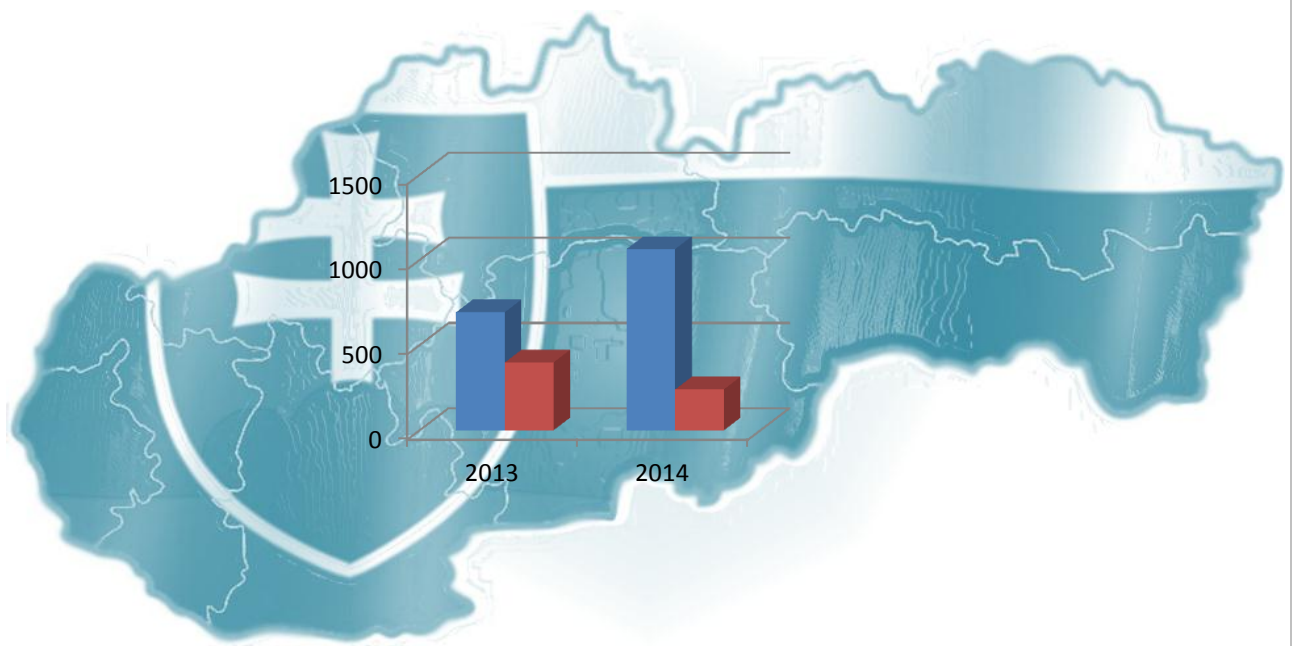


Presidium of the Police Forces
Bureau of Border and Alien Police

Statistical Overview of Legal and Illegal Migration in the Slovak Republic



2014

CONTENT

1	LEGAL MIGRATION.....	7
1.1	Legal Migration by Border Type	7
1.2	Residence Permits Granted in Slovak Republic	9
1.3	Visas.....	20
2	ILLEGAL MIGRATION.....	25
2.1	Illegal Crossing of State Border of the Slovak Republic.....	30
2.2	Illegal stay within the territory of the Slovak Republic	36
2.3	Unaccompanied Minors Apprehended for ISBC and IS.....	54
2.4	Asylum applications	55
2.5	Counterfeit and Forged Travel, Residence and other documents.....	60
2.6	Refusal of entry	65
2.7	Facilitation and trafficking in human beings.....	71
2.7.1	Processing of cases of organized and criminal groups	72
2.8	Return Policy and Persons Taken Over to the SR.....	74
2.8.1	Readmission	74
2.8.2	Voluntary returns.....	77
2.8.3	Dublin Transfers.....	79
2.8.4	Police Detention Centers for Aliens	82
2.8.5	Issued Decisions on Expulsion and Effective Returns	85
2.9	Unauthorized Transfer of Cigarettes through the External Border	90
2.10	Positive Hits in Police Databases.....	92

ABBREVIATIONS

AE – Administrative Expulsion
TD – Travel Document
EC – European Community
EU – European Union
GC SR – General Consulate of the SR
BCP – Border Crossing Point
IBO – Registry of blocked persons, vehicles and items at the Border Crossing Points
IDC – Identity Card
IOM – International Organization for Migration
MU PF – Mobile Unit of the Police Forces
MO MOI – Migration Office of the Ministry of Interior of the SR
MOI – Ministry of Interior of the SR
MFA – Ministry of Foreign Affairs of the SR
MIU PF – Mobile Intervention Unit of the Police Forces
NVIS – National Visa Information System
NUCIM – National Unit for Combating Illegal Migration
ISBC – Illegal State Border Crossing
IS – Illegal Stay
AU PF – Asylum Unit of the Police Forces
DAU – Document Analysis Unit
APU PF – Alien Police Unit of the Police Forces
APD – Alien Police Department of Bureau of Border and Alien Police
CVAD – Central Visa Authority Department of Bureau of Border and Alien Police
BCU PF – Border Control Unit of the Police Forces
DD PF – District Directorate of the Police Forces
PATRDOC – Registry of search for documents
PATROS – Registry of search for persons
PATRMV – Registry of search for vehicles
RP – Residence permit
BCS – Border crossing Stamp
P PF – Presidium of the Police Forces
PF – Police Forces
DBAP – Directorate of Border and Alien Police
SIS – Schengen Information System
SR – Slovak Republic
JE – Judicial Expulsion
CC – Criminal Code
BBAP – Bureau of Border and Alien Police
PDCA – Police Detention Centre for Aliens
VIS – Visa Information System

DEFINITIONS OF APPLIED TERMS

a) Internal borders - are sections of the state border of the SR, which represent the common land borders among the member states of Schengen area – what comprises sections of the state border of the SR with Austria, Hungary, Czech Republic, Poland and airports for intra-Schengen flights (flights to territory of member states or from their territory only, and without landing on a territory of third country),

b) External borders - are sections of the state border of the SR, which represent the common land border with non-member state, and airports for external flights (non - Schengen), what comprises land border – state border of the SR with Ukraine, and air border – airport Bratislava, airport Poprad and airport Košice,

c) Illegal state border crossing – external border (land, air) – this category includes all cases of aliens, who tried to or crossed the state border of SR illegally, regardless of direction, wherein the time period between crossing and apprehension is less than 48 hours and they were apprehended by police patrol performing border control tasks.

This category also includes cases of readmission wherein aliens had been apprehended out of the territory of SR by foreign authority and were returned to SR according readmission agreement after ISBC from SR.

d) Illegal stay within the territory of SR – this category includes aliens who were found illegally within the territory of the SR (stay is not in compliance with national legislation and/or international agreement); regardless the fact of entering SR legally or illegally, or this was discovered during border check at the point of departure from SR, except ISBC.

Disaggregation of illegal stay:

- Inland:

- **After legal entry to the SR** – this category includes aliens who were apprehended inland for their illegal stay and who had entered (could enter) territory of the SR legally, but at the time of detection it came out that they are staying illegally within territory of the SR (overstayers with expired visa or residence permit, illegal work),
- **After illegal entry to the SR** – This category includes aliens who were apprehended inland for illegal stay and who had entered territory of the SR illegally,
- **After unknown entry to the SR** – This category includes aliens who were apprehended inland for illegal stay, but there is no evidence whether their entry to the SR was legal or illegal,
- **In the airport area** – this category includes aliens who were apprehended at airports for illegal stay.

- At internal borders – this category includes aliens who were apprehended by Slovak police patrol tasked to perform compensatory measures (i.e. spot-checks of intra-Schengen flights, checks in the vicinity of the internal border, joint patrols),

- At the BCP at exit from the SR broken down to land border and airports (extra-Schengen flights) – this category includes aliens whose illegal stay was detected during border check at BCP when exiting the territory of the SR to third country,

- Persons apprehended by authorities of other member state – this category includes aliens who were apprehended outside the territory of the SR by authority of other country and who

were returned to the SR according Dublin Regulation or Readmission agreements and who were not previously apprehended within the territory of the SR for illegal stay,

e) Refusal of entry of third country national – this category includes third country nationals (Family members of EU national are excluded) who were refused to enter the territory of the SR due to reasons listed in Article 13 of the Schengen borders code,

f) Refusal of entry of EU national and family member of EU national – this category includes EU nationals and family members of EU national who were refused to enter the territory of the SR according provisions of Article 11 of Act on stay of aliens(Act of the National Assembly of the SR No. 404/2011 coll.),

g) EU national is everyone who is not a SR national and who is a Member state national (Member state is an EU member state, other state that is part of Agreement on European Economic Area and Switzerland),

h) Third country national – is everyone who is not the SR national and not the EU national (this category also includes stateless persons),

i) Illegal migrant – is a person apprehended for illegal state border crossing or illegal stay,

j) Readmission related to illegal migration – is handing over and taking over of aliens according readmission agreements if this person previously crossed state border of the SR illegally or stayed within the territory of the SR illegally after illegal entry,

k) Visa – means an authorization issued by a Member state of the Schengen area with a view to transit through or an intended stay in the territory of the Member States. Type of visa is defined as follows:

- **Schengen visa type A (Airport transit visa)** – means a visa valid for transit through the international transit areas of one or more airports of the Member States,

- **Schengen visa type C (uniform visa, visa with limited territorial validity)** – means an authorization issued by a Member state of the Schengen area to transit through or an intended stay in the territory of the Member States of a duration of no more than 90 days in any 180 days period and to transit through the international transit areas of airports of the Member States,

- **National visa type D (long-term visa)** – means an authorization issued by a Member state of the Schengen area which is required for entry with a view to intended stay in the territory of this Member state for a period of more than three months but not more than one year.

1 LEGAL MIGRATION

1.1 Legal Migration by Border Type

Overview of persons and vehicles having crossed the external borders legally at border crossing points by the direction of crossing in 2012 and 2013

			2013		2014	
			from SR	to SR	from SR	to SR
LAND BORDER	Number of persons by direction of crossing in total		896 348	965 668	890 124	927 529
	Thereof:	EU nationals (including Slovak nationals)	478 145	496 058	461 852	471 551
		Third country nationals	418 203	469 610	428 272	455 978
	Number of persons in total		1 862 016		1 817 653	
	Number of vehicles by the direction of crossing in total		397 623	446 920	398 036	432 831
	Thereof:	Passenger cars	335 972	363 147	343 611	362 498
		Buses	4 226	4 724	4 172	4 440
		Lorries	50 432	72 045	43 381	59 008
		Passenger trains	1 451	1 440	1 459	1 460
		Cargo trains	5 542	5 564	5 413	5 425
Number of vehicles in total		844 543		830 867		
AIRPORTS	Number of persons by the direction of crossing in total		499 513	484 335	522 294	518 245
	Thereof:	EU nationals (including Slovak nationals)	473 017	456 335	501 845	498 722
		Third country nationals	26 496	28 000	20 449	19 523
	Number of persons in total		983 848		1 040 539	
	Number of airplanes by the direction of crossing in total		4 524	4 538	4 517	4 522
	Number of airplanes in total		9 062		9 039	
Total number of persons			2 845 864		2 858 192	
Total number of vehicles			853 605		839 906	

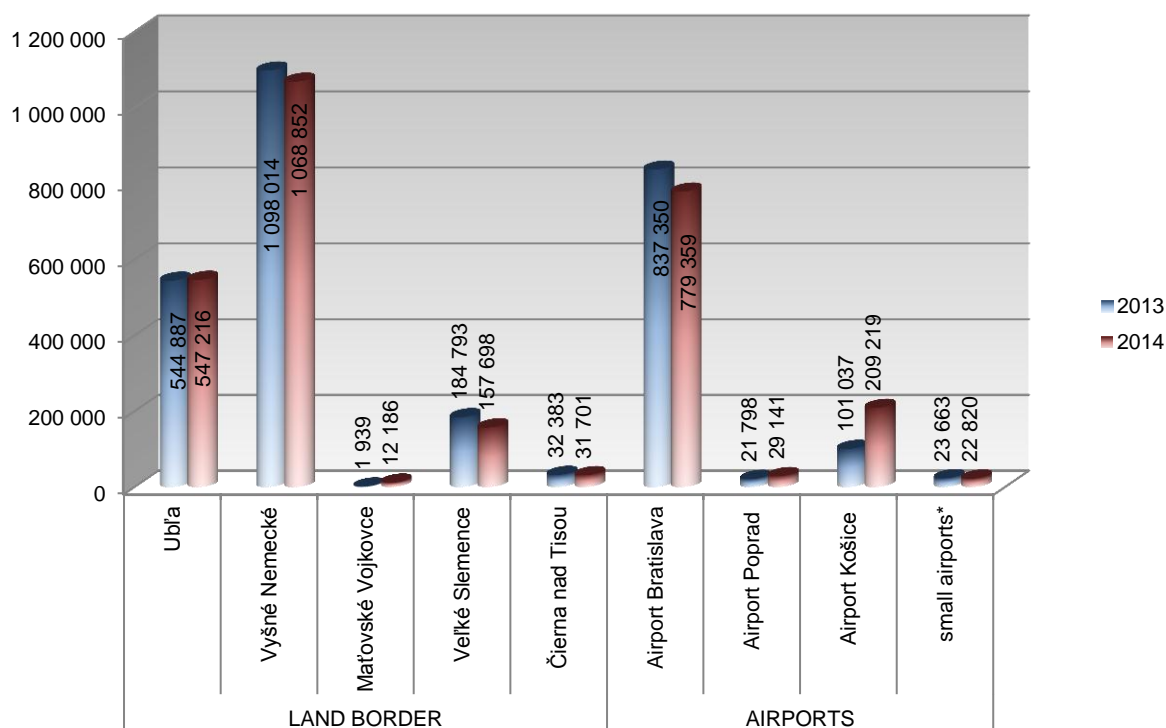
Note:

In case of airports, passengers of non-Schengen flights are included only.

Overview of persons and vehicles having crossed the external border legally by individual BCPs in 2013 and 2014

		2013		2014	
		persons	Vehicles	persons	Vehicles
LAND BORDER	Ubl'a	544 887	230 679	547 216	241 717
	Vyšné Nemecké	1 098 014	599 867	1 068 852	575 393
	Maťovské Vojkovce	1 939	6 361	12 186	6 365
	Veľké Slemence	184 793	-	157 698	-
	Čierna nad Tisou	32 383	7 636	31 701	7 392
AIRPORTS	Bratislava airport	837 350	7 590	779 359	6 891
	Poprad airport	21 798	262	29 141	285
	Košice airport	101 037	923	209 219	1 529
	small airports*	23 663	287	22 820	334
TOTAL		2 845 864	853 605	2 858 192	839 906

Overview of persons and vehicles having crossed the external border legally by individual BCPs in 2013 and 2014



* small airports Piešťany(PZY), Sliac(SLD), Nitra(LZNI), Žilina(ILZ) and Prievidza(LZPE) are small airports BCPs according Reg. EU C 134

1.2 Residence Permits Granted in Slovak Republic

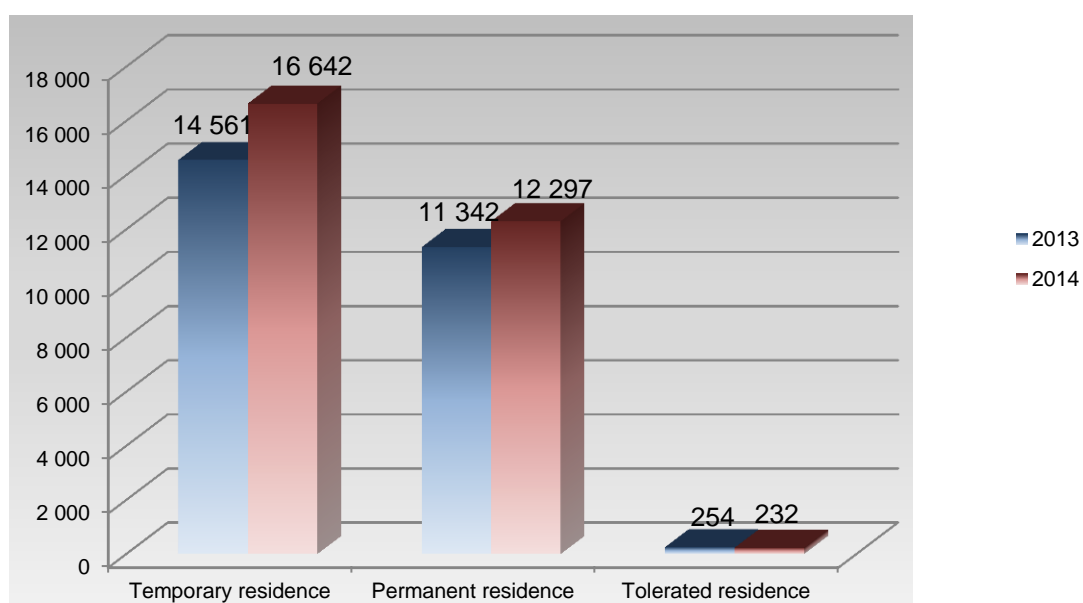
Number of valid residence permits at the end of reference years 2013 and 2014

Nationality type	2013	2014
Third Country Nationals	26 157	29 171
EU Nationals	45 492	47 544
TOTAL	71 649	76 715

Types of valid residence permits of third country nationals at the end of reference years 2013 and 2014

Type of residence	2013	2014
Temporary residence	14 561	16 642
Permanent residence	11 342	12 297
Tolerated residence	254	232
TOTAL	26 157	29 171

Types of valid residence permits of third country nationals at the end of reference years 2013 and 2014



**Number of valid residence permits of third country nationals at the end of reference year
2014 - TOP 40**

Nationality	2014			
	Total number of permits	Thereof:		
		Temporary	Permanent	Tolerated
Ukraine	8 033	4 955	3 040	38
Serbia	4 648	4 143	490	15
Russian Federation	2 976	1 395	1 572	9
Viet Nam	2 180	528	1 611	41
China	2 024	772	1 250	2
Korea, Republic of	1 557	1 124	433	-
United States of America	903	442	457	4
The former Yugoslav Republic of Macedonia	715	305	401	9
Turkey	464	266	193	5
Israel	312	250	62	-
Iran (Islamic Republic of)	297	225	72	-
Belarus	255	118	135	2
India	255	122	123	10
Thailand	246	151	94	1
Afghanistan	222	155	63	4
Egypt	220	52	165	3
Syrian Arab Republic	214	126	87	1
Libya	170	143	25	2
Brazil	163	69	94	-
Bosnia and Herzegovina	158	54	101	3
Japan	154	95	59	-
Kazakhstan	150	94	56	-
Mexico	140	85	53	2
Tunisia	119	5	114	-
Saudi Arabia	117	111	6	-
Nigeria	111	12	97	2
Canada	107	38	67	2
Republic of Moldova	100	20	62	18
Lebanon	94	30	64	-
Armenia	90	36	53	1
Palestine, State of	87	49	38	-
Australia	78	19	58	1
Albania	76	15	59	2
Philippines	72	23	49	-
Pakistan	69	11	50	8
Cuba	67	7	60	-
South Africa	65	13	52	-
Georgia	65	26	36	3
Iraq	64	36	25	3
Indonesia	61	32	29	-
Other Nationalities	1 273	490	742	41
TOTAL	29 171	16 642	12 297	232

Number of valid residence permits of third country nationals at the end of reference year 2013 - TOP 40

Nationality	2013			
	Total number of permits	Thereof:		
		Temporary	Permanent	Tolerated
Ukraine	6 898	4 021	2 838	39
Serbia	4 021	3 543	464	14
Russian Federation	2 633	1 201	1 426	6
Viet Nam	2 089	539	1 504	46
China	1 926	775	1 149	2
Korea, Republic of	1 528	1 128	400	-
United States of America	882	442	436	4
The former Yugoslav Republic of Macedonia	656	274	372	10
Turkey	418	233	179	6
Israel	272	217	55	-
India	256	135	108	13
Belarus	228	105	121	2
Afghanistan	208	138	44	26
Thailand	204	136	68	-
Egypt	193	39	152	2
Syrian Arab Republic	189	107	80	2
Libya	174	150	22	2
Iran (Islamic Republic of)	172	114	58	-
Japan	149	98	51	-
Bosnia and Herzegovina	145	44	98	3
Brazil	139	59	80	-
Mexico	130	80	48	2
Kazakhstan	127	79	48	-
Saudi Arabia	113	107	6	-
Tunisia	110	3	105	2
Nigeria	106	7	96	3
Canada	102	35	65	2
Republic of Moldova	88	17	53	18
Armenia	87	35	50	2
Lebanon	83	26	57	-
Albania	79	10	68	1
Australia	74	21	53	-
Georgia	71	34	33	4
Palestine, State of	66	34	32	-
Cuba	63	3	60	-
Pakistan	62	8	47	7
Iraq	61	33	26	2
South Africa	60	10	50	-
Indonesia	56	36	19	1
Jordan	55	19	36	-
Other Nationalities	1 184	466	685	33
TOTAL	26 157	14 561	11 342	254

Types of valid residence permits of third country nationals at the end of reference years 2013 and 2014 by regions

		2013	2014
Bratislava Region		10 234	11 944
Thereof:	Temporary residence	6 477	7 650
	Permanent residence	3 644	4 187
	Tolerated residence	113	107
Trnava Region		2 061	2 201
Thereof:	Temporary residence	1 034	1 120
	Permanent residence	967	1018
	Tolerated residence	60	63
Trenčín Region		1 468	1 568
Thereof:	Temporary residence	742	780
	Permanent residence	719	780
	Tolerated residence	7	8
Nitra Region		2 162	2 332
Thereof:	Temporary residence	1 078	1 179
	Permanent residence	1 075	1 144
	Tolerated residence	9	9
Žilina Region		2 127	2 391
Thereof:	Temporary residence	1 248	1 420
	Permanent residence	868	958
	Tolerated residence	11	13
Banská Bystrica region		1 468	1 642
Thereof:	Temporary residence	618	762
	Permanent residence	837	867
	Tolerated residence	13	13
Prešov Region		2 514	2 676
Thereof:	Temporary residence	1 120	1 242
	Permanent residence	1 368	1 425
	Tolerated residence	26	9
Košice Region		4 123	4 417
Thereof:	Temporary residence	2 244	2 489
	Permanent residence	1 864	1 918
	Tolerated residence	15	10
Total		26 157	29 171
Thereof:	Temporary residence	14 561	16 642
	Permanent residence	11 342	12 297
	Tolerated residence	254	232

Number of EU nationals registered for residence at the end of reference year 2014

Nationality	2014
	Number of registered residents
Czech Republic	9 654
Hungary	7 323
Romania	6 153
Poland	5 218
Germany	4 204
Italy	2 301
Austria	2 196
United Kingdom of Great Britain and Northern Ireland	1 739
Bulgaria	1 632
France	1 289
Spain	808
Croatia	721
Norway	651
Netherlands	502
Greece	479
Belgium	461
Portugal	343
Sweden	281
Slovenia	270
Switzerland	234
Denmark	218
Ireland	212
Latvia	183
Lithuania	153
Finland	151
Iceland	59
Cyprus	40
Estonia	38
Malta	20
Luxembourg	9
Liechtenstein	2
TOTAL	47 544

Number of EU nationals registered for residence at the end of reference year 2013

Nationality	2013
	Number of registered residents
Czech Republic	9 321
Hungary	6 912
Romania	5 949
Poland	5 050
Germany	4 093
Austria	2 147
Italy	2 140
United Kingdom of Great Britain and Northern Ireland	1 710
Bulgaria	1 610
France	1 233
Spain	737
Norway	617
Croatia	616
Netherlands	471
Belgium	450
Greece	414
Sweden	282
Slovenia	252
Portugal	245
Denmark	228
Switzerland	228
Ireland	197
Latvia	166
Finland	142
Lithuania	142
Estonia	42
Cyprus	35
Iceland	37
Malta	15
Luxembourg	9
Liechtenstein	2
TOTAL	45 492

Number of valid residence permits of third country nationals at the end of reference years 2013 and 2014 disaggregated by purpose of residence

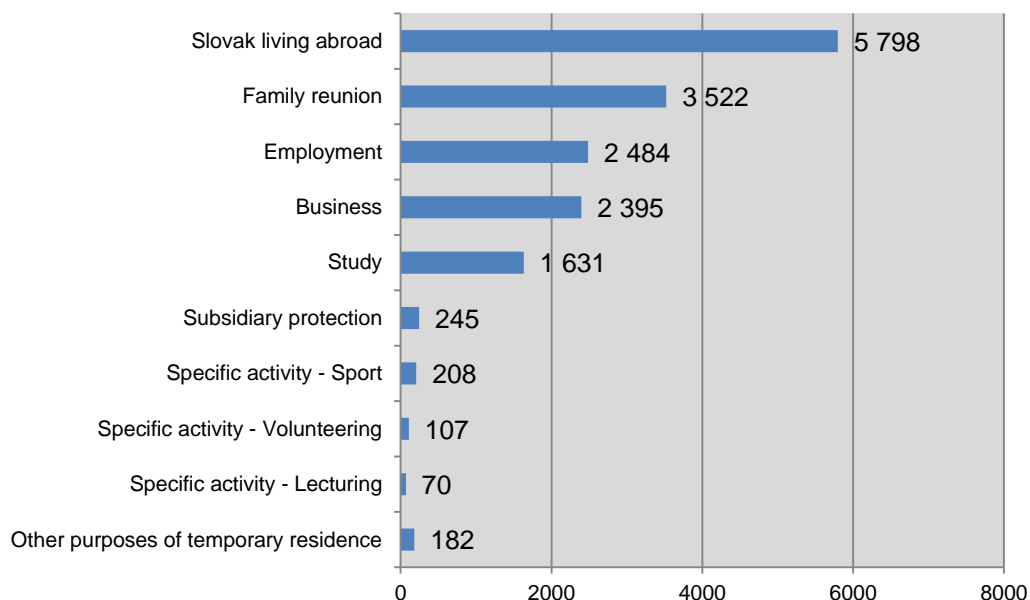
Temporary residence		
Purpose of residence	2013	2014
Slovak living abroad	5 086	5 798
Family reunion	2 752	3 522
Employment	2 732	2 484
Business	2 080	2 395
Study	1 251	1 631
Subsidiary protection	224	245
Specific activity - Sport	190	208
Specific activity- Volunteering	96	107
Specific activity - Lecturing	39	70
Other purposes of temporary residence	111	182
TOTAL	14 561	16 642

Permanent residence		
Purpose of residence	2013	2014
Long term residence	4 511	5 053
Permanent residence (for 5 years)	3 991	3 687
Permanent residence (unlimited)	2 416	3 019
Family member of the EU national	256	340
Refugee	142	157
Family member of the EU national – permanent	26	41
TOTAL	11 342	12 297

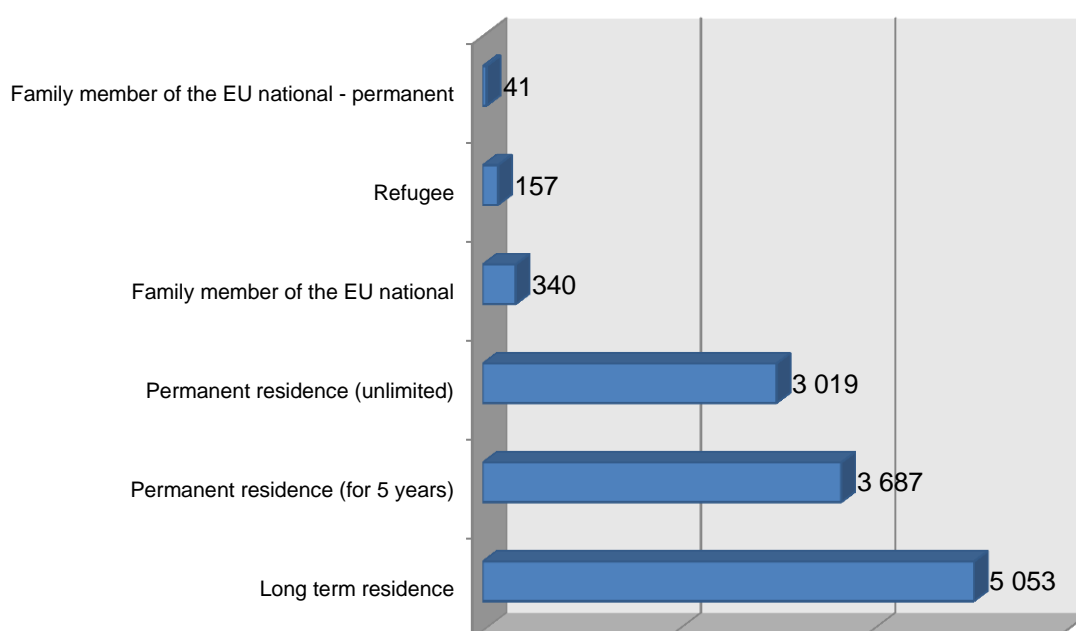
Tolerated residence		
Purpose of residence	2013	2014
§ 58/4/c)	164	163
§ 58/1/b)	66	42
§ 58/2/b)	15	17
§ 58/4/a)	4	5
§ 58/1/a)	4	4
§ 58/2/a)	1	1
TOTAL	254	232

Number of valid residence permits of third country nationals at the end of reference year 2014 disaggregated by purpose of residence

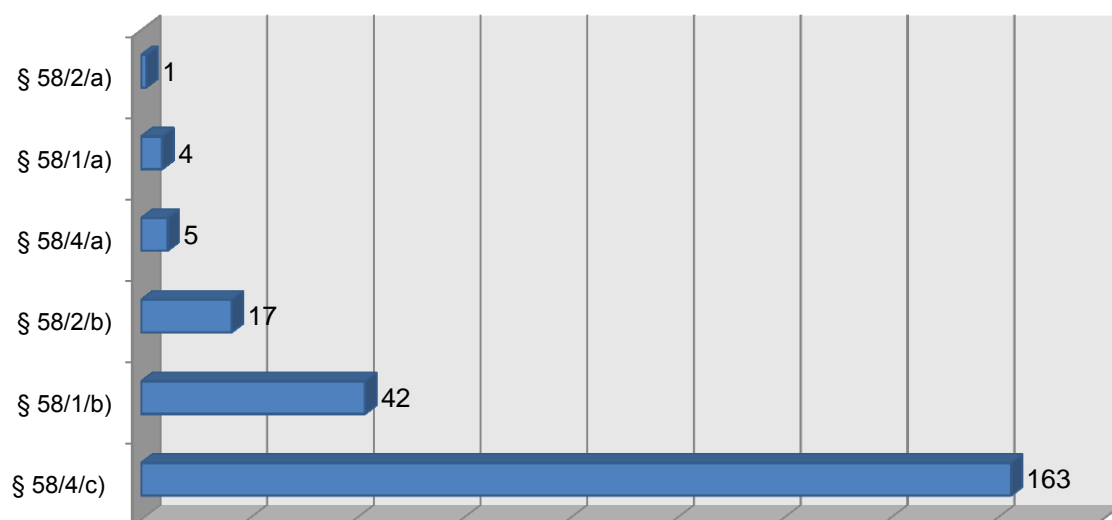
Temporary residence - top purposes of third country nationals valid by the end of 2014



Permanent residence - purposes of permanent residence of third country nationals valid by the end of 2014



Tolerated residence - purposes of tolerated residence of third country nationals valid by the end of 2014



Note:

Reasons for tolerated residence according the Act on stay of aliens:

§ 58/1/a) – if there is an obstacle to his/her administrative expulsion as per §81,

§ 58/1/b) – if his/her departure is impossible and his/her detention is inefficient,

§ 58/2/a) – a minor who is found in the territory of the SR,

§ 58/2/b) – if required due to respect of his/her personal and family life and does not endanger state security or public order,

§ 58/4/a) - provision of institutional care,

§ 58/4/c) – evaluation of applications for the granting of tolerated residence, prison sentence execution, or period of imprisonment; this shall not apply, if the residence of a third country national in the Slovak Republic territory is authorized.

Number of residence permits granted during year 2013 and 2014

Nationality type	2013	2014
Third Country Nationals	10 290	10 920
EU Nationals	6 385	6 258
TOTAL	16 675	17 178

Note:

Granted residence permit – includes granted, renewed residence permits and extension of validity of residence permits.

Number of valid residence permits granted to third country nationals during years 2013 and 2014 by type of residence permit

Type of residence	2013	2014
Temporary residence	7 971	8 790
Permanent residence	2 070	1 970
Tolerated residence	249	160
TOTAL	10 290	10 920

Number of granted residence permits to third country nationals in 2014 – TOP 15

Nationality	2014			
	Total number of permits	Thereof:		
		Temporary	Permanent	Tolerated
Ukraine	3 018	2 549	451	18
Russian Federation	1 284	1 066	208	10
Serbia	1 089	1 019	60	10
Korea, Republic of	912	798	114	-
China	593	461	129	3
Viet Nam	522	331	182	9
Turkey	356	322	33	1
United States of America	333	261	66	6
The former Yugoslav Republic of Macedonia	257	195	58	4
Iran (Islamic Republic of)	219	201	18	-
Thailand	151	120	30	1
India	120	82	24	14
Libya	116	101	5	10
Syrian Arab Republic	107	90	15	2
Belarus	100	77	23	-
Other Nationalities	1 743	1 117	554	72
TOTAL	10 920	8 790	1 970	160

Number of granted residence permits to third country nationals in 2013 – TOP 15

Nationality	2013			
	Total number of permits	Thereof:		
		Temporary	Permanent	Tolerated
Ukraine	2 402	2 019	347	36
Russian Federation	1 099	918	177	4
Korea, Republic of	969	858	111	-
Serbia	819	740	70	9
Viet Nam	819	429	362	28
China	690	508	178	4
United States of America	397	329	60	8
Turkey	300	264	34	2
The former Yugoslav Republic of Macedonia	240	178	59	3
India	167	111	34	22
Syrian Arab Republic	138	96	26	16
Israel	137	130	7	-
Iran (Islamic Republic of)	121	110	11	-
Libya	106	102	4	-
Belarus	104	84	20	-
Other Nationalities	1 782	1 095	570	117
TOTAL	10 290	7 971	2 070	249

1.3 Visas

Visa applications and granted visas by Embassies of the SR by visa type and nationality of applicants in 2014 – TOP 20

2014								
Nationality	Total	Visa applications			Total	Granted visas		
		A type visa	C type visa	D type visa		A type visa	C type visa	D type visa
Ukraine	49 657	-	49 396	261	49 045	-	48 784	261
Belarus	27 257	-	27 247	10	27 170	-	27 160	10
Russian Federation	18 889	-	18 771	118	18 814	-	18 697	117
China	1 437	-	1 335	102	1 396	-	1 295	101
Turkey	1 237	-	1 070	167	1 235	-	1 069	166
Iraq	1 227	-	1 222	5	839	-	834	5
Egypt	793	-	777	16	740	-	724	16
India	764	1	713	50	715	-	666	49
Kuwait	679	-	679	-	675	-	675	0
Iran (Islamic Republic of)	677	-	639	38	529	-	492	37
Kazakhstan	506	-	489	17	504	-	489	15
South Africa	423	-	419	4	420	-	416	4
Viet Nam	395	-	261	134	373	-	239	134
Kenya	323	-	315	8	307	-	299	8
Indonesia	287	-	281	6	286	-	280	6
Kosovo	207	-	203	4	179	-	175	4
Somalia	206	-	1	205	203	-	1	202
Thailand	177	-	171	6	174	-	169	5
Nigeria	159	-	155	4	129	-	125	4
Uzbekistan	105	-	97	8	97	-	89	8
Other Nationalities	999	1	756	242	921	-	699	222
TOTAL	106 404	2	104 997	1 405	104 751	0	103 377	1 374

Data submitted by NVIS MFA

Visa applications and granted visas by Embassies of the SR by visa type and nationality of applicants in 2013 – TOP 20

2013								
Nationality	Total	Visa applications			Total	Granted visas		
		A type visa	C type visa	D type visa		A type visa	C type visa	D type visa
Ukraine	88 095	1	87 846	248	87 206	-	86 959	247
Russian Federation	28 196	-	28 039	157	27 965	-	27 876	89
Belarus	6 259	-	6 248	11	6 198	-	6 187	11
China	1 461	-	1 356	105	1 437	-	1 332	105
Turkey	1 271	-	1 137	134	1 241	-	1 107	134
Kuwait	950	-	950	-	940	-	940	-
India	704	1	680	23	649	-	626	23
Egypt	607	-	592	15	519	-	504	15
Iraq	592	-	584	8	398	-	390	8
Nigeria	468	-	462	6	220	-	214	6
Kazakhstan	414	-	402	12	413	-	401	12
South Africa	398	-	396	2	390	-	388	2
Iran (Islamic Republic of)	357	-	334	23	312	-	288	24
Viet Nam	281	-	185	96	224	-	128	96
Kenya	280	-	273	7	238	-	231	7
Kosovo	215	-	212	3	168	-	165	3
Indonesia	158	-	154	4	152	-	148	4
Thailand	137	-	126	11	135	-	124	11
Uzbekistan	131	-	123	8	117	-	109	8
Afghanistan	119	-	26	93	96	-	11	85
Other Nationalities	1 373	-	1 077	296	1 237	-	950	287
TOTAL	132 466	2	131 202	1 262	130 255	0	129 078	1 177

Data submitted by NVIS MFA

Security checks related to visa applications requested by MFA SR in 2013 a 2014

Month	2013				2014			
	Total	CVAD opinion:			Total	CVAD opinion		
		Approving	Disapproving	Binding		Approving	Disapproving	Binding
January	6 848	6 830	17	1	7 187	7 178	8	1
February	12 766	12 752	14	-	6 594	6 579	15	-
March	14 720	14 644	75	1	6 629	6 620	9	-
April	16 426	16 357	67	2	9 096	9 085	11	-
May	11 274	11 240	34	-	8 306	8 284	22	-
June	12 156	12 142	14	-	15 761	15 741	20	-
July	10 114	10 103	11	-	17 140	17 120	19	1
August	7 494	7 481	13	-	8 570	8 544	26	-
September	6 674	6 667	7	-	5 812	5 806	6	-
October	9 088	9 066	22	-	7 386	7 383	3	-
November	12 064	12 055	9	-	6 523	6 498	25	-
December	17 833	17 826	7	-	10 684	10 668	16	-
TOTAL	137 457	137 163	290	4	109 688	109 506	180	2

Security checks related to visa applications requested by embassies of other EU member states in 2013 a 2014

Month	2013			2014		
	Total	CVAD opinion		Total	CVAD opinion	
		Approving	Disapproving		Approving	Disapproving
January	42 391	42 380	11	45 112	45 100	12
February	45 318	45 306	12	51 719	51 709	10
March	46 836	46 822	14	55 912	55 902	10
April	54 852	54 844	8	61 662	61 651	11
May	66 303	66 298	5	70 139	70 134	5
June	66 833	66 818	15	73 844	73 826	18
July	66 496	66 488	8	72 825	72 813	12
August	57 080	57 074	6	61 879	61 865	14
September	61 451	61 441	10	63 055	63 051	4
October	53 337	53 326	11	50 407	50 397	10
November	46 559	46 553	6	48 824	48 810	14
December	41 666	41 654	12	46 264	46 246	18
TOTAL	649 122	649 004	118	701 642	701 504	138

Negative statement of Central Visa Authority Department of Bureau of Border and Alien Police to the visa application according to the hit in Schengen information system for purpose of entry refusal by nationality of visa applicant in 2014

Nationality	Total	Thereof:	
		MFA	VIS
Nigeria	71	-	71
Pakistan	23	-	23
Ukraine	21	21	-
Libya	16	1	15
Iraq	10	5	5
Iran (Islamic Republic of)	9	-	9
Egypt	3	2	1
Russian Federation	3	3	-
Bangladesh	2	-	2
Belarus	2	2	-
Afghanistan	1	-	1
Armenia	1	1	-
China	1	1	-
Sri Lanka	1	1	-
TOTAL	164	37	127

Note:

MFA – requests sent by embassies and general consulates of the SR

VIS – requests sent by other EU member states

Number of invitations verified by Alien Police Units of the Police Forces in 2013 and 2014

Invitations		2013	2014
Official		1 448	1 259
Private		2 230	1 623
Total number of verifications		3 678	2 882
Thereof:	Total number of verified invitations	3 298	2 548
	Total number of unverified invitations	380	334

Number of security checks related to invitations carried out by Alien Police Units of the Police Forces by nationality in 2014 - TOP 10

Nationality	Total	Invitations	
		Official	Private
Ukraine	692	82	610
China	479	328	151
India	312	242	70
Russian Federation	161	44	117
Egypt	142	74	68
Iran (Islamic Republic of)	118	38	80
Viet Nam	101	29	72
Iraq	68	43	25
Thailand	64	22	42
Cuba	50	19	31
Other Nationalities	695	338	357
TOTAL	2 882	1 259	1 623

Negative statement of Central Visa Authority Department of Bureau of Border and Alien Police to the invitation letter according to hit in Schengen information system for purpose of entry refusal by nationality and type of invitation in 2014.

Nationality	Total	CVAD disapproving opinion to:	
		Private invitations	Official invitations
Dominican Republic	1	1	-
TOTAL	1	1	0

2 ILLEGAL MIGRATION

Overview of illegal migration in the territory of the SR in 2013 and 2014

		2013			2014		
		Total	Thereof:		Total	Thereof:	
			to SR	from SR		to SR	from SR
ISBC	External land border between BCPs	351	349	2	189	189	0
	External land border at BCPs	44	44	0	42	40	2
	External air border	3	2	1	9	7	2
	TOTAL	398	395	3	240	236	4
IS	Inland	424	---	---	634	---	---
	At internal borders	0			0		
	At BCPs exiting from the SR	224			351		
	Returned from other member state	45			79		
	TOTAL	693			1 064		
TOTAL		1 091			1 304		

Overview of illegal migration in the territory of the SR disaggregated by detection and processing by individual DBAP in 2014

	DETECTED			PROCESSED		
	Total	ISBC	IS	Total	ISBC	IS
DBAP Bratislava	289	7	282	421	9	412
DBAP Banská Bystrica	109	-	109	128	-	128
DBAP Prešov	67	-	67	163	12	151
DBAP Sobrance	623	231	392	592	219	373
Other authority*	216	2	214	0	-	-
TOTAL	1 304	240	1 064	1 304	240	1 064

Overview of illegal migration in the territory of the SR disaggregated by detection and processing by individual DBAP in 2013

	DETECTED			PROCESSED		
	Total	ISBC	IS	Total	ISBC	IS
DBAP Bratislava	162	2	160	225	2	223
DBAP Banská Bystrica	89	1	88	100	1	99
DBAP Prešov	48	-	48	102	-	102
DBAP Sobrance	668	393	275	664	395	269
Other authority*	124	2	122	0	-	-
TOTAL	1 091	398	693	1 091	398	693

* e. g. Customs Criminal Office, Uniformed Police, Railway Police, Authority of other country

Note:

„Authority of detection“ means unit that performed primordial check of alien in the territory of SR, detected violation of the law and handed the case over to competent unit of BBAP for further procession.

Overview of illegal migration in the territory of the SR by nationality in 2014

Nationality	Illegal migration in total	ISBC			IS			
		land border:		airports	inland	at internal borders	at the BCP at exit from the SR	returned from other MS
		between BCPs	at BCPs					
Ukraine	550	10	37	-	159	-	333	11
Afghanistan	154	107	-	7	37	-	-	3
Kosovo	91	-	-	-	77	-	-	14
Syrian Arab Republic	76	11	-	-	50	-	-	15
Viet Nam	56	21	-	-	34	-	-	1
Russian Federation	33	1	-	-	22	-	9	1
Serbia	33	-	1	-	30	-	-	2
China	21	-	-	-	19	-	-	2
Libya	18	-	-	-	17	-	-	1
The former Yugoslav Republic of Macedonia	16	-	-	-	15	-	-	1
United States of America	16	-	-	-	16	-	-	-
Georgia	15	6	-	-	8	-	-	1
Korea, Republic of	14	-	-	-	14	-	-	-
Palestine, State of	12	7	-	-	5	-	-	-
Somalia	12	11	-	-	-	-	-	1
Nigeria	10	-	-	1	9	-	-	-
Iran (Islamic Republic of)	9	-	-	-	8	-	-	1
Bangladesh	8	7	-	-	1	-	-	-
Bosnia and Herzegovina	8	-	-	-	7	-	-	1
Iraq	8	-	-	-	2	-	-	6
Hungary	8	-	-	-	8	-	-	-
Pakistan	8	-	-	-	7	-	-	1
Belarus	7	-	-	-	4	-	3	-
Cuba	7	-	-	-	7	-	-	-
Thailand	7	-	-	-	7	-	-	-
Algeria	6	-	-	-	4	-	-	2
Brazil	6	-	-	-	6	-	-	-
Canada	6	-	-	-	5	-	-	1
Republic of Moldova	6	-	-	-	4	-	1	1
Albania	5	-	-	1	2	-	1	1
Gambia	5	-	-	-	4	-	1	-
India	5	-	-	-	5	-	-	-
Saudi Arabia	5	-	-	-	4	-	1	-
Sudan	5	2	-	-	-	-	-	3
Eritrea	4	3	-	-	-	-	-	1
Israel	4	-	-	-	3	-	1	-
Turkey	4	-	-	-	2	-	-	2
Angola	3	1	-	-	2	-	-	-
Stateless	3	-	-	-	2	-	-	1
Democratic Republic of the Congo	3	1	2	-	-	-	-	-
Mexico	3	-	-	-	3	-	-	-
Australia	2	-	-	-	2	-	-	-
Egypt	2	-	-	-	2	-	-	-
Japan	2	-	-	-	2	-	-	-
Colombia	2	-	-	-	1	-	-	1
Romania	2	-	1	-	-	-	1	-
Central African Republic	2	-	-	-	1	-	-	1





Continued from previous page (2014)

Nationality	Illegal migration in total	ISBC			IS			
		land border:		airports	inland	at internal borders	at the BCP at exit from the SR	returned from other MS
		between BCPs	at BCPs					
Armenia	1	-	-	-	1	-	-	-
Benin	1	-	1	-	-	-	-	-
Botswana	1	-	-	-	1	-	-	-
Montenegro	1	-	-	-	1	-	-	-
Chile	1	-	-	-	1	-	-	-
Philippines	1	-	-	-	1	-	-	-
Guinea	1	-	-	-	1	-	-	-
Hong Kong	1	-	-	-	1	-	-	-
Croatia	1	-	-	-	1	-	-	-
Kazakhstan	1	-	-	-	1	-	-	-
Kenya	1	-	-	-	1	-	-	-
Comoros	1	-	-	-	1	-	-	-
Morocco	1	-	-	-	1	-	-	-
Mongolia	1	-	-	-	-	-	-	1
Namibia	1	-	-	-	-	-	-	1
Niger	1	-	-	-	1	-	-	-
Côte d'Ivoire	1	-	-	-	1	-	-	-
Senegal	1	-	-	-	1	-	-	-
Tajikistan	1	1	-	-	-	-	-	-
Italy	1	-	-	-	1	-	-	-
Tunisia	1	-	-	-	1	-	-	-
Uganda	1	-	-	-	-	-	-	1
TOTAL	1 304	189	42	9	634	0	351	79

Overview of illegal migration in the territory of the SR by nationality in 2013

Nationality	Illegal migration in total	ISBC			IS			
		land border:		airports	inland	at internal borders	at the BCP at exit from the SR	returned from other MS
		between BCPs	at BCPs					
Ukraine	393	44	35	-	101	-	209	4
Afghanistan	120	75	-	-	41	-	-	4
Somalia	61	55	-	-	6	-	-	-
Republic of Moldova	58	32	-	-	21	-	5	-
Georgia	57	49	4	-	4	-	-	-
Russian Federation	37	9	-	2	17	-	9	-
Eritrea	34	28	-	-	6	-	-	-
Viet Nam	24	-	-	-	23	-	-	1
Serbia	22	-	-	-	18	-	-	4
Syrian Arab Republic	22	16	-	-	5	-	-	1
Pakistan	18	-	-	-	15	-	-	3
China	16	-	-	-	13	-	-	3
Kosovo	15	-	-	-	4	-	-	11
The former Yugoslav Republic of Macedonia	14	-	-	-	14	-	-	-
Turkey	14	5	-	-	9	-	-	-
United States of America	12	-	-	-	12	-	-	-
Libya	10	-	-	-	10	-	-	-
Belarus	9	2	-	-	6	-	-	1
Sudan	8	7	-	-	1	-	-	-
Croatia	7	-	-	-	7	-	-	-
Iran (Islamic Republic of)	7	-	-	-	5	-	-	2
Iraq	7	-	-	-	3	-	-	4
Kuwait	7	-	-	-	7	-	-	-
Nigeria	6	-	-	-	5	-	-	1
Tunisia	6	-	-	-	6	-	-	-
Armenia	5	3	-	-	2	-	-	-
India	5	1	-	-	3	-	1	-
Canada	5	-	-	-	5	-	-	-
Mongolia	5	5	-	-	-	-	-	-
Senegal	5	-	-	-	5	-	-	-
Sri Lanka	5	4	-	-	1	-	-	-
Thailand	5	-	-	-	5	-	-	-
Albania	4	-	-	1	2	-	-	1
Bangladesh	4	3	-	-	1	-	-	-
Bosnia and Herzegovina	4	-	-	-	3	-	-	1
Guinea	4	2	2	-	-	-	-	-
Israel	4	-	-	-	4	-	-	-
Korea, Republic of	4	-	-	-	4	-	-	-
Morocco	4	-	-	-	4	-	-	-
Mexico	4	-	-	-	4	-	-	-
Myanmar	4	4	-	-	-	-	-	-
Algeria	3	-	-	-	3	-	-	-
Brazil	3	-	-	-	3	-	-	-
Palestine, State of	3	-	-	-	3	-	-	-



Continued overleaf



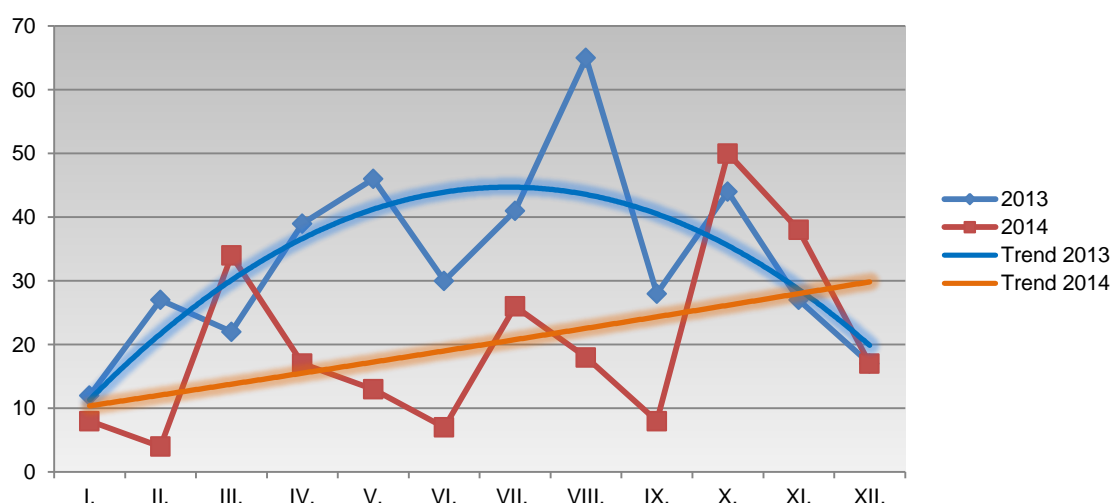
Continued from previous page (2013)

Nationality	Illegal migration in total	ISBC			IS			
		land border:		airports	inland	at internal borders	at the BCP at exit from the SR	returned from other MS
		between BCPs	at BCPs					
Egypt	2	-	-	-	2	-	-	-
Cameroon	2	1	1	-	-	-	-	-
Kenya	2	-	-	-	-	-	-	2
Côte d'Ivoire	2	2	-	-	-	-	-	-
Saudi Arabia	2	-	-	-	2	-	-	-
Australia	1	-	-	-	1	-	-	-
Denmark	1	-	1	-	-	-	-	-
Ethiopia	1	1	-	-	-	-	-	-
Philippines	1	-	-	-	1	-	-	-
Japan	1	-	-	-	1	-	-	-
Jordan	1	-	-	-	-	-	-	1
South Africa	1	-	-	-	1	-	-	-
Kyrgyzstan	1	-	-	-	1	-	-	-
Democratic Republic of the Congo	1	1	-	-	-	-	-	-
Congo	1	-	1	-	-	-	-	-
Cuba	1	-	-	-	1	-	-	-
Lebanon	1	-	-	-	-	-	-	1
Mali	1	1	-	-	-	-	-	-
Namibia	1	-	-	-	1	-	-	-
Romania	1	-	-	-	1	-	-	-
Sierra Leone	1	-	-	-	1	-	-	-
Togo	1	1	-	-	-	-	-	-
TOTAL	1 091	351	44	3	424	0	224	45

2.1 Illegal Crossing of State Border of the Slovak Republic

Overview of ISBC by individual months in 2013 and 2014

	Total	I.	II.	III.	IV.	V.	VI.	VII.	VIII.	IX.	X.	XI.	XII.
2013	398	12	27	22	39	46	30	41	65	28	44	27	17
2014	240	8	4	34	17	13	7	26	18	8	50	38	17



ISBC disaggregated by place and direction of crossing in 2014

Nationality	ISBC			Thereof:					
				Land border between BCPs		Land border at BCPs		Airports (non-Schengen flights)	
	Total	Thereof:		to SR	from SR	to SR	from SR	to SR	from SR
		to SR	from SR						
Afghanistan	114	114	-	107	-	-	-	7	-
Ukraine	47	46	1	10	-	36	1	-	-
Viet Nam	21	21	-	21	-	-	-	-	-
Somalia	11	11	-	11	-	-	-	-	-
Syrian Arab Republic	11	11	-	11	-	-	-	-	-
Bangladesh	7	7	-	7	-	-	-	-	-
Palestine, State of	7	7	-	7	-	-	-	-	-
Georgia	6	6	-	6	-	-	-	-	-
Eritrea	3	3	-	3	-	-	-	-	-
Democratic Republic of the Congo	3	3	-	1	-	2	-	-	-
Sudan	2	2	-	2	-	-	-	-	-
Angola	1	1	-	1	-	-	-	-	-
Albania	1	-	1	-	-	-	-	-	1
Benin	1	1	-	-	-	1	-	-	-
Nigeria	1	-	1	-	-	-	-	-	1
Romania	1	-	1	-	-	-	1	-	-
Russian Federation	1	1	-	1	-	-	-	-	-
Serbia	1	1	-	-	-	1	-	-	-
Tajikistan	1	1	-	1	-	-	-	-	-
TOTAL	240	236	4	189	0	40	2	7	2

ISBC disaggregated by place and direction of crossing in 2013

Nationality	ISBC			Thereof:					
				Land border between BCPs		Land border at BCPs		Airports (non-Schengen flights)	
	Total	Thereof:		to SR	from SR	to SR	from SR	to SR	from SR
		to SR	from SR						
Ukraine	79	78	1	43	1	35	-	-	-
Afghanistan	75	75	-	75	-	-	-	-	-
Somalia	55	55	-	55	-	-	-	-	-
Georgia	53	53	-	49	-	4	-	-	-
Republic of Moldova	32	31	1	31	1	-	-	-	-
Eritrea	28	28	-	28	-	-	-	-	-
Syrian Arab Republic	16	16	-	16	-	-	-	-	-
Russian Federation	11	11	-	9	-	-	-	2	-
Sudan	7	7	-	7	-	-	-	-	-
Mongolia	5	5	-	5	-	-	-	-	-
Turkey	5	5	-	5	-	-	-	-	-
Guinea	4	4	-	2	-	2	-	-	-
Myanmar	4	4	-	4	-	-	-	-	-
Sri Lanka	4	4	-	4	-	-	-	-	-
Armenia	3	3	-	3	-	-	-	-	-
Bangladesh	3	3	-	3	-	-	-	-	-
Belarus	2	2	-	2	-	-	-	-	-
Cameroon	2	2	-	1	-	1	-	-	-
Côte d'Ivoire	2	2	-	2	-	-	-	-	-
Albania	1	-	1	-	-	-	-	-	1
Denmark	1	1	-	-	-	1	-	-	-
Ethiopia	1	1	-	1	-	-	-	-	-
India	1	1	-	1	-	-	-	-	-
Democratic Republic of the Congo	1	1	-	1	-	-	-	-	-
Congo	1	1	-	-	-	1	-	-	-
Mali	1	1	-	1	-	-	-	-	-
Togo	1	1	-	1	-	-	-	-	-
TOTAL	398	395	3	349	2	44	0	2	1

ISBC disaggregated by place and modus operandi of crossing in 2014

			Number of migrants
LAND BORDER	between BCPs	on foot without travel document	185
		on foot with own genuine travel document	4
		Total	189
	at BCPs	Counterfeit/forged travel document	37
		Counterfeit/forged visa, residence permit	2
		Person trying to avoid border check	-
		Person for whom an alert has been issued in national record for the purposes of refusing entry	2
		Asylum applicant at the BCP by entering the territory of the SR with own genuine travel document	1
		Total	42
	AIRPORTS	Travel document of different person / fraudulently obtained document	
Counterfeit/forged travel document		1	
Counterfeit/forged visa, residence permit		7	
Total		9	
TOTAL			240

ISBC disaggregated by place and modus operandi of crossing in 2013

			Number of migrants
LAND BORDER	between BCPs	on foot without travel document	319
		on foot with own genuine travel document	32
		Total	351
	at BCPs	Counterfeit/forged travel document	29
		Counterfeit/forged visa, residence permit	8
		Person trying to avoid border check	1
		Person for whom an alert has been issued in national record for the purposes of refusing entry	6
		Total	44
AIRPORTS	Counterfeit/forged travel document	2	
	Counterfeit/forged visa, residence permit	1	
	Total	3	
TOTAL			398

ISBC at the land border between BCPs disaggregated by processing authority in 2014

Nationality	Total	Units										
		BCU PF Zboj	BCU PF Topoľa	BCU PF Ulič	BCU PF Ubľa	BCU PF Podhorod'	BCU PF Petrovce	BCU PF Vyšné Nemecké	BCU PF Maťovské Vojkovce	BCU PF Veľké Slemence	BCU PF Čierna nad Tisou	APU PF Michalovce
Afghanistan	107	2	-	1	12	21	69	2	-	-	-	-
Viet Nam	21	5	-	-	4	-	-	2	-	-	-	10
Somalia	11	-	-	-	-	4	-	2	-	5	-	-
Syrian Arab Republic	11	5	-	-	4	-	-	-	-	2	-	-
Ukraine	10	-	-	-	2	3	2	1	1	-	-	1
Bangladesh	7	6	-	-	-	1	-	-	-	-	-	-
Palestine, State of	7	-	-	-	6	-	-	-	1	-	-	-
Georgia	6	-	-	-	2	2	-	-	-	1	-	1
Eritrea	3	-	-	-	3	-	-	-	-	-	-	-
Sudan	2	-	-	-	-	2	-	-	-	-	-	-
Angola	1	-	-	1	-	-	-	-	-	-	-	-
Democratic Republic of the Congo	1	-	-	1	-	-	-	-	-	-	-	-
Russian Federation	1	-	-	-	-	-	-	-	-	1	-	-
Tajikistan	1	-	-	-	-	-	-	1	-	-	-	-
TOTAL	189	18	0	3	33	33	71	8	2	9	0	12

ISBC at the land border between BCPs disaggregated by processing authority in 2013

Nationality	Total	BCU PF									
		Zboj	Topoľa	Ulič	Ubľa	Podhorod'	Petrovce	Vyšné Nemecké	Maťovské Vojkovce	Veľké Slemence	Čierna nad Tisou
Afghanistan	75	16	-	-	33	7	-	13	-	-	6
Somalia	55	5	-	3	10	27	1	3	-	6	-
Georgia	49	-	-	-	25	3	8	9	-	4	-
Ukraine	44	-	-	2	9	23	1	6	1	2	-
Republic of Moldova	32	-	-	2	2	9	5	12	1	1	-
Eritrea	28	15	-	3	-	9	-	-	-	1	-
Syrian Arab Republic	16	5	-	-	11	-	-	-	-	-	-
Russian Federation	9	-	-	-	-	-	2	3	3	-	1
Sudan	7	6	-	-	-	1	-	-	-	-	-
Mongolia	5	-	-	-	-	-	-	-	5	-	-
Turkey	5	-	-	-	-	-	-	-	3	2	-
Myanmar	4	-	-	-	4	-	-	-	-	-	-
Sri Lanka	4	-	-	-	-	-	-	4	-	-	-
Armenia	3	1	-	-	-	-	1	1	-	-	-
Bangladesh	3	-	-	-	-	3	-	-	-	-	-
Belarus	2	-	-	-	-	-	2	-	-	-	-
Guinea	2	-	-	-	-	-	2	-	-	-	-
Côte d'Ivoire	2	-	-	-	-	-	2	-	-	-	-
Ethiopia	1	1	-	-	-	-	-	-	-	-	-
India	1	1	-	-	-	-	-	-	-	-	-
Cameroon	1	-	-	-	-	1	-	-	-	-	-
Democratic Republic of the Congo	1	-	-	-	-	-	1	-	-	-	-
Mali	1	-	-	-	-	1	-	-	-	-	-
Togo	1	-	-	-	-	-	-	1	-	-	-
TOTAL	351	50	0	10	94	84	25	52	13	16	7

ISBC at BCPs by individual BCU PF in 2014

Nationality	Total	BCU PF								
		Ubl'a	Vyšné Nemecké	Maťovské Vojkovce	Veľké Slemence	Čierna nad Tisou	Bratislava airport	Poprad airport	Košice airport	small airports
Ukraine	37	5	30		1	1	-	-	-	-
Afghanistan	7	-	-	-	-	-	7	-	-	-
Democratic Republic of the Congo	2	-	-	-	-	2	-	-	-	-
Albania	1	-	-	-	-	-	1	-	-	-
Benin	1	1	-	-	-	-	-	-	-	-
Nigeria	1	-	-	-	-	-	1	-	-	-
Romania	1	-	1	-	-	-	-	-	-	-
Serbia	1	-	1	-	-	-	-	-	-	-
TOTAL	51	6	32	0	1	3	9	0	0	0

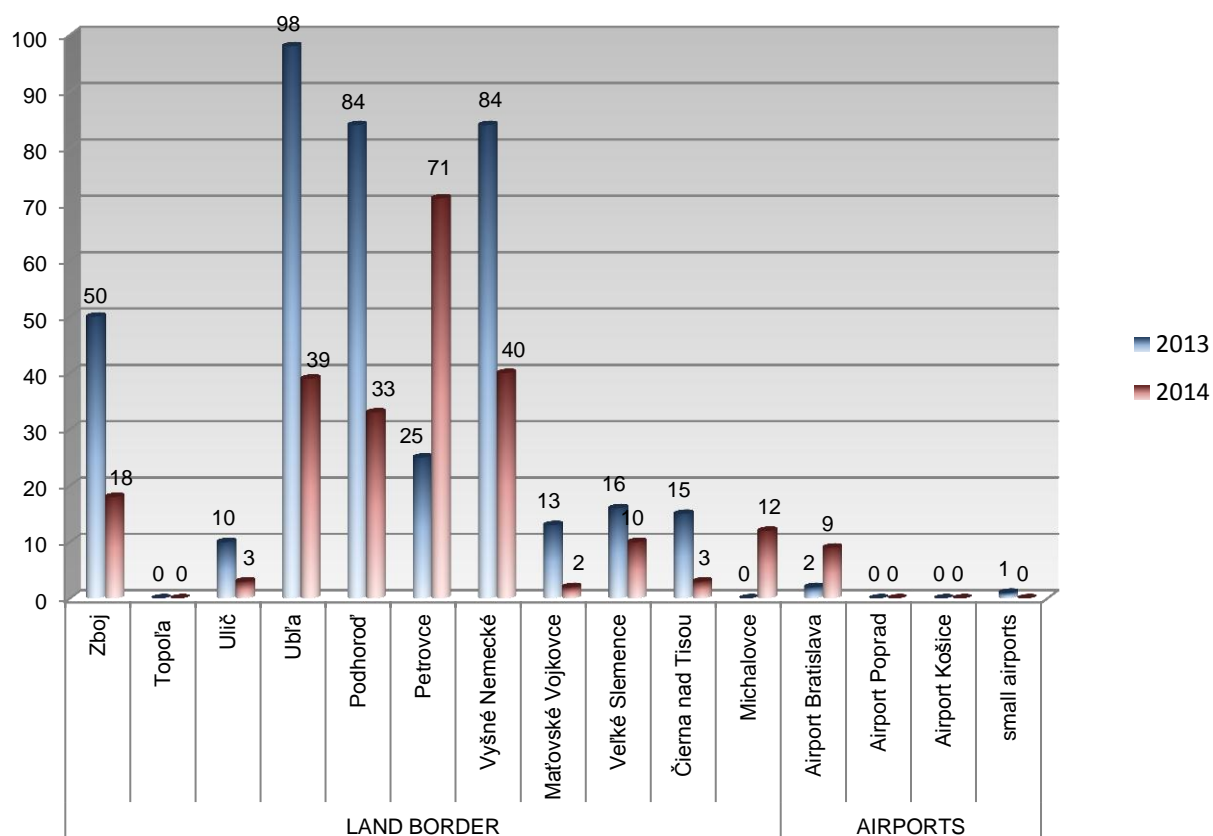
ISBC at BCPs by individual BCU PF in 2013

Nationality	Total	BCU PF								
		Ubl'a	Vyšné Nemecké	Maťovské Vojkovce	Veľké Slemence	Čierna nad Tisou	Bratislava airport	Poprad airport	Košice airport	small airports
Ukraine	35	4	31	-	-	-	-	-	-	-
Georgia	4	-	-	-	-	4	-	-	-	-
Guinea	2	-	-	-	-	2	-	-	-	-
Russian Federation	2	-	-	-	-	-	1	-	-	1
Albania	1	-	-	-	-	-	1	-	-	-
Denmark	1	-	1	-	-	-	-	-	-	-
Cameroon	1	-	-	-	-	1	-	-	-	-
Congo	1	-	-	-	-	1	-	-	-	-
TOTAL	47	4	32	0	0	8	2	0	0	1

Overview of ISBC by processing of cases by individual units in 2013 and 2014

Units	2013	2014
BCU PF Zboj	50	18
BCU PF Topoľa	-	-
BCU PF Ulič	10	3
BCU PF Ubľa	98	39
BCU PF Podhorod'	84	33
BCU PF Petrovce	25	71
BCU PF Vyšné Nemecké	84	40
BCU PF Maťovské Vojkovce	13	2
BCU PF Veľké Slemence	16	10
BCU PF Čierna nad Tisou	15	3
APU PF Michalovce	-	12
BCU PF Airport Bratislava	2	9
BCU PF Airport Poprad	-	-
BCU PF Airport Košice	-	-
APU PF Banská Bystrica - airport Sliač (small airports)	1	-
TOTAL	398	240

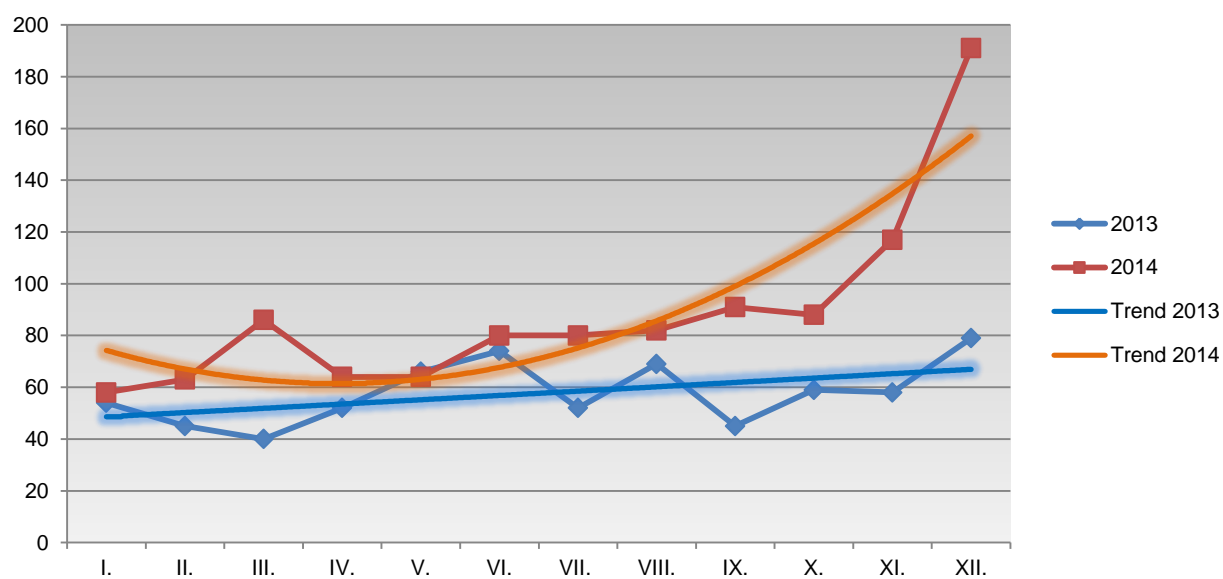
Overview of ISBC by processing of cases by individual units in 2013 and 2014



2.2 Illegal stay within the territory of the Slovak Republic

Overview of IS by individual months in 2013 and 2014

	Total	I.	II.	III.	IV.	V.	VI.	VII.	VIII.	IX.	X.	XI.	XII.
2013	693	54	45	40	52	66	74	52	69	45	59	58	79
2014	1 064	58	63	86	64	64	80	80	82	91	88	117	191



IS by nationality, place of detection and previous entry to the SR in 2014

Nationality	IS in total	inland				at internal borders		at the BCP at exit from the SR		returned from other MS
		legal entry	illegal entry	unknown entry	in the Airport area	at the land border	Airports	at the land border	Airports	
Ukraine	503	81	75	3	-	-	-	331	2	11
Kosovo	91	2	75	-	-	-	-	-	-	14
Syrian Arab Republic	65	2	48	-	-	-	-	-	-	15
Afghanistan	40	-	37	-	-	-	-	-	-	3
Viet Nam	35	12	22	-	-	-	-	-	-	1
Russian Federation	32	15	7	-	-	-	-	5	4	1
Serbia	32	25	5	-	-	-	-	-	-	2
China	21	16	3	-	-	-	-	-	-	2
Libya	18	16	1	-	-	-	-	-	-	1
The former Yugoslav Republic of Macedonia	16	6	9	-	-	-	-	-	-	1
United States of America	16	13	3	-	-	-	-	-	-	-
Korea, Republic of	14	10	4	-	-	-	-	-	-	-
Georgia	9	3	5	-	-	-	-	-	-	1
Iran (Islamic Republic of)	9	2	6	-	-	-	-	-	-	1
Nigeria	9	4	4	-	1	-	-	-	-	-
Bosnia and Herzegovina	8	4	3	-	-	-	-	-	-	1
Iraq	8	1	1	-	-	-	-	-	-	6
Hungary	8	7	1	-	-	-	-	-	-	-
Pakistan	8	2	5	-	-	-	-	-	-	1
Belarus	7	4	-	-	-	-	-	3	-	-
Cuba	7	3	4	-	-	-	-	-	-	-
Thailand	7	6	1	-	-	-	-	-	-	-
Algeria	6	-	4	-	-	-	-	-	-	2
Brazil	6	6	-	-	-	-	-	-	-	-
Canada	6	5	-	-	-	-	-	-	-	1
Republic of Moldova	6	-	4	-	-	-	-	1	-	1
Gambia	5	-	4	-	-	-	-	-	1	-
India	5	3	2	-	-	-	-	-	-	-
Palestine, State of	5	-	5	-	-	-	-	-	-	-
Saudi Arabia	5	1	3	-	-	-	-	-	1	-
Albania	4	2	-	-	-	-	-	-	1	1
Israel	4	2	1	-	-	-	-	1	-	-
Turkey	4	2	-	-	-	-	-	-	-	2
Stateless	3	1	1	-	-	-	-	-	-	1
Mexico	3	3	-	-	-	-	-	-	-	-
Sudan	3	-	-	-	-	-	-	-	-	3
Angola	2	1	1	-	-	-	-	-	-	-
Australia	2	2	-	-	-	-	-	-	-	-
Egypt	2	2	-	-	-	-	-	-	-	-
Japan	2	1	1	-	-	-	-	-	-	-
Colombia	2	1	-	-	-	-	-	-	-	1
Central African Republic	2	1	-	-	-	-	-	-	-	1



Continued overleaf



Continued from previous page (2014)

Nationality	IS in total	inland				at internal borders		at the BCP at exit from the SR		returned from other MS
		legal entry	illegal entry	unknown entry	in the Airport area	at the land border	Airports	at the land border	Airports	
Armenia	1	1	-	-	-	-	-	-	-	-
Bangladesh	1	-	1	-	-	-	-	-	-	-
Botswana	1	1	-	-	-	-	-	-	-	-
Montenegro	1	1	-	-	-	-	-	-	-	-
Chile	1	1	-	-	-	-	-	-	-	-
Eritrea	1	-	-	-	-	-	-	-	-	1
Philippines	1	1	-	-	-	-	-	-	-	-
Guinea	1	-	1	-	-	-	-	-	-	-
Hong Kong	1	1	-	-	-	-	-	-	-	-
Croatia	1	1	-	-	-	-	-	-	-	-
Kazakhstan	1	1	-	-	-	-	-	-	-	-
Kenya	1	1	-	-	-	-	-	-	-	-
Comoros	1	1	-	-	-	-	-	-	-	-
Morocco	1	-	1	-	-	-	-	-	-	-
Mongolia	1	-	-	-	-	-	-	-	-	1
Namibia	1	-	-	-	-	-	-	-	-	1
Niger	1	-	1	-	-	-	-	-	-	-
Côte d'Ivoire	1	1	-	-	-	-	-	-	-	-
Romania	1	-	-	-	-	-	-	1	-	-
Senegal	1	-	1	-	-	-	-	-	-	-
Somalia	1	-	-	-	-	-	-	-	-	1
Italy	1	1	-	-	-	-	-	-	-	-
Tunisia	1	-	1	-	-	-	-	-	-	-
Uganda	1	-	-	-	-	-	-	-	-	1
TOTAL	1 064	279	351	3	1	0	0	342	9	79

IS by nationality, place of detection and previous entry to the SR in 2013

Nationality	IS in total	inland				at internal borders		at the BCP at exit from the SR		returned from other MS
		legal entry	illegal entry	unknown entry	in the Airport area	at the land border	Airports	at the land border	Airports	
Ukraine	314	33	68	-	-	-	-	209	-	4
Afghanistan	45	-	41	-	-	-	-	-	-	4
Republic of Moldova	26	-	21	-	-	-	-	5	-	-
Russian Federation	26	10	7	-	-	-	-	9	-	-
Viet Nam	24	18	5	-	-	-	-	-	-	1
Serbia	22	14	4	-	-	-	-	-	-	4
Pakistan	18	-	15	-	-	-	-	-	-	3
China	16	10	3	-	-	-	-	-	-	3
Kosovo	15	1	3	-	-	-	-	-	-	11
The former Yugoslav Republic of Macedonia	14	14	-	-	-	-	-	-	-	-
United States of America	12	12	-	-	-	-	-	-	-	-
Libya	10	10	-	-	-	-	-	-	-	-
Turkey	9	7	2	-	-	-	-	-	-	-
Belarus	7	2	4	-	-	-	-	-	-	1
Croatia	7	6	1	-	-	-	-	-	-	-
Iran (Islamic Republic of)	7	3	2	-	-	-	-	-	-	2
Iraq	7	-	3	-	-	-	-	-	-	4
Kuwait	7	7	-	-	-	-	-	-	-	-
Eritrea	6	-	6	-	-	-	-	-	-	-
Nigeria	6	3	2	-	-	-	-	-	-	1
Somalia	6	-	6	-	-	-	-	-	-	-
Syrian Arab Republic	6	5	-	-	-	-	-	-	-	1
Tunisia	6	3	3	-	-	-	-	-	-	-
Canada	5	5	-	-	-	-	-	-	-	-
Senegal	5	1	4	-	-	-	-	-	-	-
Thailand	5	1	4	-	-	-	-	-	-	-
Bosnia and Herzegovina	4	3	-	-	-	-	-	-	-	1
Georgia	4	1	3	-	-	-	-	-	-	-
India	4	2	1	-	-	-	-	-	1	-
Israel	4	4	-	-	-	-	-	-	-	-
Korea, Republic of	4	3	1	-	-	-	-	-	-	-
Morocco	4	-	4	-	-	-	-	-	-	-
Mexico	4	3	1	-	-	-	-	-	-	-
Albania	3	1	1	-	-	-	-	-	-	1
Algeria	3	-	3	-	-	-	-	-	-	-
Brazil	3	2	1	-	-	-	-	-	-	-
Palestine, State of	3	1	2	-	-	-	-	-	-	-
Armenia	2	1	1	-	-	-	-	-	-	-
Egypt	2	1	1	-	-	-	-	-	-	-
Kenya	2	-	-	-	-	-	-	-	-	2
Saudi Arabia	2	2	-	-	-	-	-	-	-	-



Continued overleaf



Continued from previous page (2013)

Nationality	IS in total	inland				at internal borders		at the BCP at exit from the SR		returned from other MS
		legal entry	illegal entry	unknown entry	in the Airport area	at the land border	Airports	at the land border	Airports	
Australia	1	1	-	-	-	-	-	-	-	-
Bangladesh	1	-	1	-	-	-	-	-	-	-
Philippines	1	1	-	-	-	-	-	-	-	-
Japan	1	1	-	-	-	-	-	-	-	-
Jordan	1	-	-	-	-	-	-	-	-	1
South Africa	1	-	1	-	-	-	-	-	-	-
Kyrgyzstan	1	1	-	-	-	-	-	-	-	-
Cuba	1	1	-	-	-	-	-	-	-	-
Lebanon	1	-	-	-	-	-	-	-	-	1
Namibia	1	1	-	-	-	-	-	-	-	-
Romania	1	-	1	-	-	-	-	-	-	-
Sierra Leone	1	-	1	-	-	-	-	-	-	-
Sri Lanka	1	-	1	-	-	-	-	-	-	-
Sudan	1	-	1	-	-	-	-	-	-	-
TOTAL	693	195	229	0	0	0	0	223	1	45

Overview of IS by detection by individual units in 2014

Units		Total
DBAP Bratislava	APU PF Bratislava	110
	APU PF Dunajská Streda	29
	APU PF Nitra	14
	APU PF Nové Zámky	55
	APU PF Trnava	29
	BCU PF Airport Bratislava	10
	MU PF DBAP Bratislava	35
	Total	282
DBAP Banská Bystrica	APU PF Banská Bystrica	16
	APU PF Rimavská Sobota	2
	APU PF Trenčín	19
	APU PF Žilina	38
	MU PF DBAP Banská Bystrica	34
	Total	109
DBAP Prešov	APU PF Košice	32
	APU PF Michalovce	21
	APU PF Prešov	9
	BCU PF Airport Košice	-
	BCU PF Airport Poprad	-
	AU PF Humenné	3
	MU PF DBAP Prešov	2
	Total	67
DBAP Sobrance	BCU PF Zboj	4
	BCU PF Topoľa	19
	BCU PF Ulič	-
	BCU PF Ublľa	19
	BCU PF Podhorod'	-
	BCU PF Petrovce	-
	BCU PF Vyšné Nemecké	317
	BCU PF Maťovské Vojkovce	-
	BCU PF Veľké Slemence	1
	BCU PF Čierna nad Tisou	16
	MIU PF DBAP Sobrance	16
	Total	392
Other units	Customs Criminal Office	62
	Uniformed Police	60
	Traffic Police	1
	Railway Police	4
	Criminal Police	3
	NUCIM	5
	Authority of other country	18
	Authority of neighboring country	61
TOTAL		1 064

Overview of IS by detection by individual units in 2013

Units		Total
DBAP Bratislava	APU PF Bratislava	93
	APU PF Dunajská Streda	22
	APU PF Nitra	8
	APU PF Nové Zámky	11
	APU PF Trnava	16
	BCU PF Airport Bratislava	1
	MU PF DBAP Bratislava	9
	Total	160
DBAP Banská Bystrica	APU PF Banská Bystrica	9
	APU PF Rimavská Sobota	3
	APU PF Trenčín	17
	APU PF Žilina	21
	MU PF DBAP Banská Bystrica	38
	Total	88
DBAP Prešov	APU PF Košice	18
	APU PF Michalovce	3
	APU PF Prešov	8
	BCU PF Airport Košice	-
	BCU PF Airport Poprad	-
	AU PF Humenné	13
	MU PF DBAP Prešov	6
	Total	48
DBAP Sobrance	BCU PF Zboj	-
	BCU PF Topoľa	25
	BCU PF Ulič	-
	BCU PF Ubl'a	40
	BCU PF Podhorod'	4
	BCU PF Petrovce	-
	BCU PF Vyšné Nemecké	182
	BCU PF Maťovské Vojkovce	-
	BCU PF Veľké Slemence	4
	BCU PF Čierna nad Tisou	9
	MIU PFDBAP Sobrance	11
	Total	275
Other units	Customs Criminal Office	2
	Uniformed Police	51
	Traffic Police	2
	Criminal Police	1
	Railway Police	4
	NUCIM	17
	Authority of other country	22
	Authority of neighboring country	23
	Total	122
TOTAL		693

Note:

„Authority of detection“ means unit that performed primordial check of alien in the territory of SR, detected violation of the law and handed the case over to competent unit of BBAP for further procession.

Overview of IS by processing of cases by individual units in 2014

Units		Total
DBAP Bratislava	APU PF Bratislava	190
	APU PF Dunajská Streda	40
	APU PF Nitra	37
	APU PF Nové Zámky	61
	APU PF Trnava	70
	BCU PF Airport Bratislava	10
	MU PF DBAP Bratislava	4
	Total	412
DBAP Banská Bystrica	APU PF Banská Bystrica	26
	APU PF Rimavská Sobota	3
	APU PF Trenčín	19
	APU PF Žilina	80
	MU PF DBAP Banská Bystrica	-
	Total	128
DBAP Prešov	APU PF Košice	43
	APU PF Michalovce	73
	APU PF Prešov	16
	BCU PF Airport Košice	13
	BCU PF Airport Poprad	-
	AU PF Humenné	6
	Total	151
DBAP Sobrance	BCU PF Zboj	1
	BCU PF Topoľa	14
	BCU PF Ulič	-
	BCU PF Ubľa	23
	BCU PF Podhorod'	-
	BCU PF Petrovce	-
	BCU PF Vyšné Nemecké	322
	BCU PF Maťovské Vojkovce	-
	BCU PF Veľké Slemence	1
	BCU PF Čierna nad Tisou	12
	Total	373
TOTAL		1 064

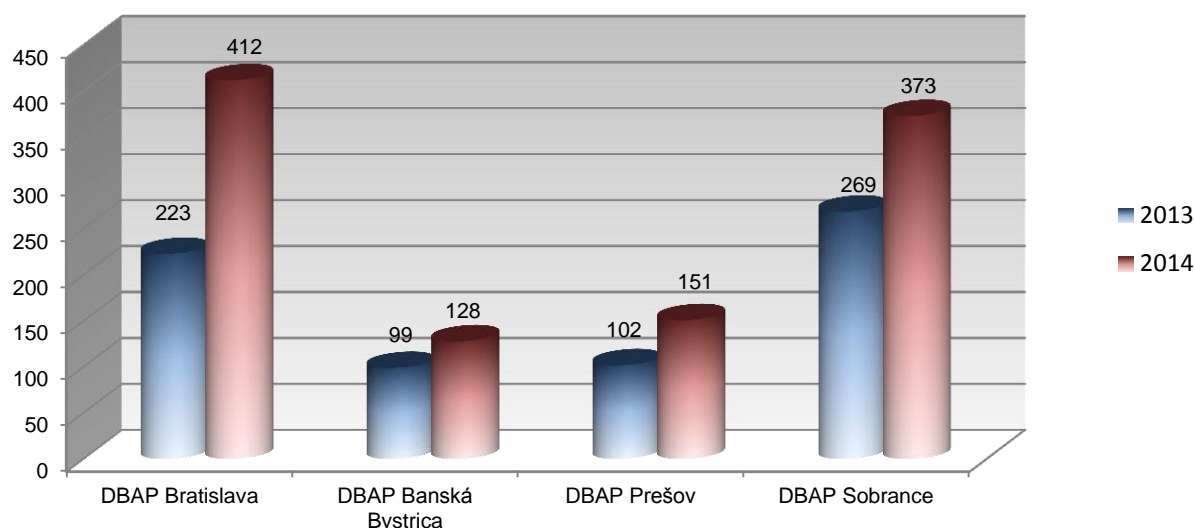
Overview of IS by processing of cases by individual units in 2013

Units		Total
DBAP Bratislava	APU PF Bratislava	119
	APU PF Dunajská Streda	23
	APU PF Nitra	8
	APU PF Nové Zámky	20
	APU PF Trnava	44
	BCU PF Airport Bratislava	1
	MU PF DBAP Bratislava	8
	Total	223
DBAP Banská Bystrica	APU PF Banská Bystrica	12
	APU PF Rimavská Sobota	4
	APU PF Trenčín	18
	APU PF Žilina	64
	MU PF DBAP Banská Bystrica	1
	Total	99
DBAP Prešov	APU PF Košice	27
	APU PF Michalovce	34
	APU PF Prešov	18
	BCU PF Airport Košice	12
	BCU PF Airport Poprad	-
	AU PF Humenné	11
	Total	102
DBAP Sobrance	BCU PF Zboj	-
	BCU PF Topoľa	25
	BCU PF Ulič	-
	BCU PF Ubľa	40
	BCU PF Podhorod'	4
	BCU PF Petrovce	3
	BCU PF Vyšné Nemecké	183
	BCU PF Maťovské Vojkovce	-
	BCU PF Veľké Slemence	4
	BCU PF Čierna nad Tisou	10
	Total	269
TOTAL		693

IS by processing of cases by individual DBAPs in 2013 and 2014

	2013	2014
DBAP Bratislava	223	412
DBAP Banská Bystrica	99	128
DBAP Prešov	102	151
DBAP Sobrance	269	373
TOTAL	693	1 064

IS by processing of cases by individual DBAPs in 2013 and 2014



Overview of IS by processing of cases by individual DBAPs according place of detection and previous entry to the territory of the SR in 2014

DBAP	IS In total	inland				at internal borders		at the BCP at exit from the SR		returned from other MS
		legal entry	illegal entry	unknown entry	in the Airport area	at the land border	Airports	at the land border	Airports	
DBAP Bratislava	412	147	199	3	1	-	-	-	9	53
DBAP Banská Bystrica	128	52	65	-	-	-	-	-	-	11
DBAP Prešov	151	80	56	-	-	-	-	-	-	15
DBAP Sobrance	373	-	31	-	-	-	-	342	-	-
TOTAL	1 064	279	351	3	1	0	0	342	9	79

Overview of IS by processing of cases by individual DBAPs according place of detection and previous entry to the territory of the SR in 2013

DBAP	IS In total	inland				at internal borders		at the BCP at exit from the SR		returned from other MS
		legal entry	illegal entry	unknown entry	in the Airport area	at the land border	Airports	at the land border	Airports	
DBAP Bratislava	223	121	68	-	-	-	-	-	1	33
DBAP Banská Bystrica	99	34	65	-	-	-	-	-	-	-
DBAP Prešov	102	40	50	-	-	-	-	-	-	12
DBAP Sobrance	269	-	46	-	-	-	-	223	-	-
TOTAL	693	195	229	0	0	0	0	223	1	45

Overview of third country nationals who entered legally to the territory of the Schengen area and stayed illegally in the territory of the Slovak republic (overstayers) in 2014

Nationality	Overstayers		
	Total	inland	at the BCP at exit from the SR
Ukraine	470	142	328
Serbia	28	28	-
Russian Federation	26	17	9
China	19	19	-
Libya	17	17	-
Korea, Republic of	14	14	-
United States of America	13	13	-
Viet Nam	12	12	-
Belarus	7	4	3
The former Yugoslav Republic of Macedonia	7	7	-
Thailand	7	7	-
Bosnia and Herzegovina	6	6	-
Brazil	6	6	-
Nigeria	6	6	-
Canada	5	5	-
Kosovo	4	4	-
Saudi Arabia	4	3	1
Georgia	3	3	-
India	3	3	-
Cuba	3	3	-
Mexico	3	3	-
Albania	2	2	-
Angola	2	2	-
Australia	2	2	-
Egypt	2	2	-
Iran (Islamic Republic of)	2	2	-
Israel	2	2	-
Pakistan	2	2	-
Syrian Arab Republic	2	2	-
Turkey	2	2	-
Algeria	1	1	-
Armenia	1	1	-
Stateless	1	1	-
Botswana	1	1	-
Chile	1	1	-
Montenegro	1	1	-
Philippines	1	1	-
Gambia	1	-	1
Hong Kong	1	1	-
Iraq	1	1	-
Japan	1	1	-
Kazakhstan	1	1	-
Kenya	1	1	-
Colombia	1	1	-
Comoros	1	1	-
Morocco	1	1	-
Republic of Moldova	1	-	1
Niger	1	1	-
Palestine, State of	1	1	-
Côte d'Ivoire	1	1	-
Senegal	1	1	-
Central African Republic	1	1	-
TOTAL	703	360	343

Overview of third country nationals who entered legally to the territory of the Schengen area and stayed illegally in the territory of the Slovak republic (overstayers) in 2013

Nationality	Overstayers		
	Total	inland	at the BCP at exit from the SR
Ukraine	298	91	207
Viet Nam	21	21	-
Russian Federation	19	11	8
Serbia	17	17	-
The former Yugoslav Republic of Macedonia	14	14	-
United States of America	12	12	-
China	12	12	-
Libya	10	10	-
Croatia*	7	7	-
Kuwait	7	7	-
Turkey	7	7	-
Canada	5	5	-
Thailand	5	5	-
Syrian Arab Republic	5	5	-
Belarus	4	4	-
Israel	4	4	-
Korea, Republic of	4	4	-
Mexico	4	4	-
Nigeria	4	4	-
Tunisia	4	4	-
Bosnia and Herzegovina	3	3	-
Brazil	3	3	-
Iran (Islamic Republic of)	3	3	-
India	3	3	-
Republic of Moldova	3	1	2
Egypt	2	2	-
Pakistan	2	2	-
Saudi Arabia	2	2	-
Albania	1	1	-
Armenia	1	1	-
Australia	1	1	-
Philippines	1	1	-
Georgia	1	1	-
Iraq	1	1	-
Japan	1	1	-
South Africa	1	1	-
Kyrgyzstan	1	1	-
Cuba	1	1	-
Morocco	1	1	-
Namibia	1	1	-
Kosovo	1	1	-
Palestine, State of	1	1	-
Senegal	1	1	-
TOTAL	499	282	217

* IS detected before Croatia joined EU

IS according processing of cases by individual DBAPs in 2014

Nationality	Total	Thereof:			
		DBAP Bratislava	DBAP B. Bystrica	DBAP Prešov	DBAP Sobrance
Ukraine	503	60	50	52	341
Kosovo	91	87	3	1	-
Syrian Arab Republic	65	42	16	5	2
Afghanistan	40	20	-	9	11
Viet Nam	35	11	4	15	5
Russian Federation	32	15	6	5	6
Serbia	32	23	7	2	-
China	21	17	3	1	-
Libya	18	12	-	6	-
The former Yugoslav Republic of Macedonia	16	12	3	1	-
United States of America	16	6	4	6	-
Korea, Republic of	14	5	9	-	-
Georgia	9	3	-	6	-
Iran (Islamic Republic of)	9	6	-	3	-
Nigeria	9	5	2	2	-
Bosnia and Herzegovina	8	6	2	-	-
Iraq	8	2	-	6	-
Hungary	8	-	-	8	-
Pakistan	8	3	2	3	-
Belarus	7	-	-	4	3
Cuba	7	6	-	1	-
Thailand	7	4	-	3	-
Algeria	6	6	-	-	-
Brazil	6	3	2	1	-
Canada	6	2	4	-	-
Republic of Moldova	6	3	-	-	3
Gambia	5	5	-	-	-
India	5	5	-	-	-
Palestine, State of	5	4	-	1	-
Saudi Arabia	5	3	1	1	-
Albania	4	3	1	-	-
Israel	4	2	-	1	1
Turkey	4	4	-	-	-
Stateless	3	1	2	-	-
Mexico	3	1	1	1	-
Sudan	3	3	-	-	-
Angola	2	2	-	-	-
Australia	2	1	1	-	-
Egypt	2	-	1	1	-
Japan	2	2	-	-	-
Colombia	2	1	1	-	-
Central African Republic	2	1	1	-	-
Armenia	1	1	-	-	-
Bangladesh	1	1	-	-	-



Continued overleaf



Continued from previous page (2014)

Nationality	Total	Thereof:			
		DBAP Bratislava	DBAP B. Bystrica	DBAP Prešov	DBAP Sobrance
Botswana	1	1	-	-	-
Montenegro	1	-	1	-	-
Chile	1	1	-	-	-
Eritrea	1	-	-	1	-
Philippines	1	1	-	-	-
Guinea	1	1	-	-	-
Hong Kong	1	1	-	-	-
Croatia	1	1	-	-	-
Kazakhstan	1	1	-	-	-
Kenya	1	-	-	1	-
Comoros	1	1	-	-	-
Morocco	1	-	-	1	-
Mongolia	1	1	-	-	-
Namibia	1	-	1	-	-
Niger	1	1	-	-	-
Côte d'Ivoire	1	1	-	-	-
Romania	1	-	-	-	1
Senegal	1	-	-	1	-
Somalia	1	-	-	1	-
Italy	1	1	-	-	-
Tunisia	1	1	-	-	-
Uganda	1	-	-	1	-
TOTAL	1 064	412	128	151	373

IS according processing of cases by individual DBAPs in 2013

Nationality	Total	Thereof:			
		DBAP Bratislava	DBAP B. Bystrica	DBAP Prešov	DBAP Sobrance
Ukraine	314	33	51	19	211
Afghanistan	45	4	1	19	21
Republic of Moldova	26	5	1	8	12
Russian Federation	26	8	2	7	9
Viet Nam	24	14	7	3	-
Serbia	22	15	5	1	1
Pakistan	18	13	4	1	-
China	16	13	1	2	-
Kosovo	15	13	2	-	-
The former Yugoslav Republic of Macedonia	14	13	1	-	-
United States of America	12	5	3	4	-
Libya	10	4	-	6	-
Turkey	9	9	-	-	-
Belarus	7	-	3	3	1
Croatia	7	6	1	-	-
Iran (Islamic Republic of)	7	-	1	6	-
Iraq	7	3	1	3	-
Kuwait	7	7	-	-	-
Eritrea	6	-	-	2	4
Nigeria	6	2	3	1	-
Somalia	6	-	-	-	6
Syrian Arab Republic	6	5	-	1	-
Tunisia	6	3	3	-	-
Canada	5	3	2	-	-
Senegal	5	5	-	-	-
Thailand	5	3	1	1	-
Bosnia and Herzegovina	4	3	1	-	-
Georgia	4	1	-	-	3
India	4	2	2	-	-
Israel	4	2	-	2	-
Korea, Republic of	4	3	1	-	-
Morocco	4	3	-	1	-
Mexico	4	3	1	-	-
Albania	3	2	-	1	-
Algeria	3	2	-	1	-
Brazil	3	1	-	2	-
Palestine, State of	3	2	-	1	-
Armenia	2	-	1	1	-
Egypt	2	2	-	-	-
Kenya	2	-	-	2	-
Saudi Arabia	2	-	-	2	-
Australia	1	1	-	-	-
Bangladesh	1	-	-	-	1
Philippines	1	1	-	-	-
Japan	1	1	-	-	-
Jordan	1	-	-	1	-
South Africa	1	1	-	-	-
Kyrgyzstan	1	1	-	-	-
Cuba	1	-	-	1	-
Lebanon	1	1	-	-	-
Namibia	1	1	-	-	-
Romania	1	1	-	-	-
Sierra Leone	1	1	-	-	-
Sri Lanka	1	1	-	-	-
Sudan	1	1	-	-	-
TOTAL	693	223	99	102	269

IS according processing of cases by individual units of the DBAP Bratislava in 2014

Nationality	Total	Thereof:						
		APU PF Bratislava	APU PF Dunajská Streda	APU PF Nitra	APU PF Nové Zámky	APU PF Trnava	BCU PF Airport Bratislava	MU PF Bratislava
Kosovo	87	44	1	-	28	14	-	-
Ukraine	60	29	16	1	-	10	2	2
Syrian Arab Republic	42	8	-	22	7	5	-	-
Serbia	23	6	11	3	1	2	-	-
Afghanistan	20	17	-	-	-	3	-	-
China	17	10	-	2	2	2	-	1
Russian Federation	15	3	2	-	2	4	4	-
Libya	12	5	-	-	-	7	-	-
The former Yugoslav Republic of Macedonia	12	9	1	-	-	2	-	-
Viet Nam	11	5	-	1	-	5	-	-
Algeria	6	3	-	-	2	1	-	-
Bosnia and Herzegovina	6	1	2	2	-	1	-	-
Iran (Islamic Republic of)	6	2	-	-	4	-	-	-
Cuba	6	2	-	-	4	-	-	-
United States of America	6	3	-	1	-	2	-	-
Gambia	5	3	-	-	-	1	1	-
India	5	3	-	-	-	2	-	-
Korea, Republic of	5	4	1	-	-	-	-	-
Nigeria	5	1	-	1	1	1	1	-
Palestine, State of	4	1	-	-	2	1	-	-
Thailand	4	4	-	-	-	-	-	-
Turkey	4	3	-	-	-	1	-	-
Albania	3	-	1	1	-	-	1	-
Brazil	3	1	1	-	-	1	-	-
Georgia	3	2	1	-	-	-	-	-
Republic of Moldova	3	3	-	-	-	-	-	-
Pakistan	3	-	-	-	2	1	-	-
Saudi Arabia	3	-	-	-	2	-	1	-
Sudan	3	3	-	-	-	-	-	-
Angola	2	2	-	-	-	-	-	-
Iraq	2	1	1	-	-	-	-	-
Israel	2	1	-	-	-	1	-	-
Japan	2	1	1	-	-	-	-	-
Canada	2	2	-	-	-	-	-	-
Armenia	1	-	-	-	1	-	-	-
Australia	1	1	-	-	-	-	-	-
Bangladesh	1	-	-	-	1	-	-	-
Stateless	1	1	-	-	-	-	-	-
Botswana	1	-	1	-	-	-	-	-
Chile	1	-	-	1	-	-	-	-
Philippines	1	1	-	-	-	-	-	-
Guinea	1	-	-	-	1	-	-	-
Hong Kong	1	1	-	-	-	-	-	-
Croatia	1	1	-	-	-	-	-	-
Kazakhstan	1	-	-	1	-	-	-	-
Colombia	1	-	-	-	-	1	-	-



Continued overleaf



Continued from previous page

Nationality	Total	Thereof:						
		APU PF Bratislava	APU PF Dunajská Streda	APU PF Nitra	APU PF Nové Zámky	APU PF Trnava	BCU PF Airport Bratislava	MU PF Bratislava
Comoros	1	1	-	-	-	-	-	-
Mexico	1	1	-	-	-	-	-	-
Mongolia	1	-	-	-	-	1	-	-
Niger	1	1	-	-	-	-	-	-
Côte d'Ivoire	1	-	-	1	-	-	-	-
Central African Republic	1	-	-	-	-	1	-	-
Italy	1	-	-	-	-	-	-	1
Tunisia	1	-	-	-	1	-	-	-
TOTAL	412	190	40	37	61	70	10	4

IS according processing of cases by individual units of the DBAP Banská Bystrica in 2014

Nationality	Total	Thereof:				
		APU PF Banská Bystrica	APU PF Rimavská Sobota	APU PF Trenčín	APU PF Žilina	MU PF Banská Bystrica
Ukraine	50	5	1	1	43	-
Syrian Arab Republic	16	8	-	-	8	-
Korea, Republic of	9	-	-	3	6	-
Serbia	7	2	-	1	4	-
Russian Federation	6	2	-	4	-	-
Canada	4	1	-	-	3	-
United States of America	4	1	-	1	2	-
Viet Nam	4	1	-	2	1	-
China	3	1	-	-	2	-
The former Yugoslav Republic of Macedonia	3	2	-	-	1	-
Kosovo	3	-	1	1	1	-
Stateless	2	1	-	-	1	-
Bosnia and Herzegovina	2	-	-	1	1	-
Brazil	2	-	-	2	-	-
Nigeria	2	1	-	-	1	-
Pakistan	2	-	-	-	2	-
Albania	1	-	-	-	1	-
Australia	1	1	-	-	-	-
Montenegro	1	-	-	-	1	-
Egypt	1	-	-	1	-	-
Colombia	1	-	-	-	1	-
Mexico	1	-	-	1	-	-
Namibia	1	-	1	-	-	-
Saudi Arabia	1	-	-	1	-	-
Central African Republic	1	-	-	-	1	-
TOTAL	128	26	3	19	80	0

IS according processing of cases by individual units of the DBAP Prešov in 2014

Nationality	Total	Thereof:					
		APU PF Košice	APU PF Michalovce	APU PF Prešov	BCU PF Airport Košice	BCU PF Airport Poprad	AU PF Humenné
Ukraine	52	13	28	9	1	-	1
Viet Nam	15	1	13	1	-	-	-
Afghanistan	9	-	9	-	-	-	-
Hungary	8	-	8	-	-	-	-
Georgia	6	-	3	-	1	-	2
Iraq	6	-	-	-	6	-	-
Libya	6	6	-	-	-	-	-
United States of America	6	2	3	1	-	-	-
Russian Federation	5	1	2	-	1	-	1
Syrian Arab Republic	5	-	3	2	-	-	-
Belarus	4	4	-	-	-	-	-
Iran (Islamic Republic of)	3	-	1	-	1	-	1
Pakistan	3	1	2	-	-	-	-
Thailand	3	3	-	-	-	-	-
Nigeria	2	1	-	1	-	-	-
Serbia	2	1	-	1	-	-	-
Brazil	1	1	-	-	-	-	-
China	1	1	-	-	-	-	-
Egypt	1	1	-	-	-	-	-
Eritrea	1	-	-	-	1	-	-
Israel	1	1	-	-	-	-	-
Kenya	1	1	-	-	-	-	-
Cuba	1	-	-	-	-	-	1
The former Yugoslav Republic of Macedonia	1	1	-	-	-	-	-
Morocco	1	-	-	1	-	-	-
Mexico	1	1	-	-	-	-	-
Kosovo	1	-	1	-	-	-	-
Palestine, State of	1	1	-	-	-	-	-
Saudi Arabia	1	1	-	-	-	-	-
Senegal	1	1	-	-	-	-	-
Somalia	1	-	-	-	1	-	-
Uganda	1	-	-	-	1	-	-
TOTAL	151	43	73	16	13	0	6

IS according processing of cases by individual units of the DBAP Sobrance in 2014

Nationality	Total	Thereof: BCU PF									
		Zboj	Topoľa	Ulič	Ubl'a	Podhorod'	Petrovce	Vyšné Nemecké	Maťovské Vojkovce	Veľké Slemence	Čierna nad Tisou
Ukraine	341	1	1	-	17	-	-	309	-	1	12
Afghanistan	11	-	7	-	4	-	-	-	-	-	-
Russian Federation	6	-	1	-	-	-	-	5	-	-	-
Viet Nam	5	-	5	-	-	-	-	-	-	-	-
Belarus	3	-	-	-	-	-	-	3	-	-	-
Republic of Moldova	3	-	-	-	-	-	-	3	-	-	-
Syrian Arab Republic	2	-	-	-	2	-	-	-	-	-	-
Israel	1	-	-	-	-	-	-	1	-	-	-
Romania	1	-	-	-	-	-	-	1	-	-	-
TOTAL	373	1	14	0	23	0	0	322	0	1	12

2.3 Unaccompanied Minors Apprehended for ISBC and IS

Unaccompanied minors apprehended for ISBC and IS in 2014

Nationality	Unaccompanied minors apprehended for:		
	Total	ISBC	IS
Viet Nam	10	2	8
Afghanistan	9	1	8
Ukraine	1	-	1
TOTAL	20	3	17

Unaccompanied minors apprehended for ISBC and IS in 2013

Nationality	Unaccompanied minors apprehended for:		
	Total	ISBC	IS
Somalia	17	17	-
Afghanistan	13	9	4
Republic of Moldova	4	1	3
Ukraine	4	-	4
Bangladesh	3	2	1
Eritrea	3	1	2
Syrian Arab Republic	1	1	-
United States of America	1	-	1
TOTAL	46	31	15

2.4 Asylum applications

Overview of all asylum applications submitted in 2014

Nationality	Number of submitted asylum applications
Afghanistan	91
Syrian Arab Republic	40
Viet Nam	25
Ukraine	24
Somalia	18
Georgia	15
Kosovo	13
India	12
Pakistan	9
Eritrea	8
Mongolia	8
Democratic Republic of the Congo	7
Iraq	6
Russian Federation	6
Bangladesh	5
Palestine, State of	5
Sudan	5
Libya	4
Algeria	3
Iran (Islamic Republic of)	3
Cameroon	3
Republic of Moldova	3
Kazakhstan	2
Congo	2
Nigeria	2
Albania	1
Benin	1
Czech Republic	1
Gambia	1
Croatia	1
Cuba	1
Tajikistan	1
Turkey	1
Uganda	1
TOTAL	328

Overview of all asylum applications submitted in 2013

Nationality	Number of submitted asylum applications
Afghanistan	109
Somalia	57
Georgia	34
Eritrea	29
Armenia	26
Pakistan	18
Syrian Arab Republic	18
Russian Federation	15
Ukraine	14
India	13
China	9
Iran (Islamic Republic of)	9
Iraq	8
Sudan	8
Viet Nam	7
Democratic Republic of the Congo	6
Republic of Moldova	5
Mongolia	5
Palestine, State of	5
Algeria	4
Cameroon	4
Belarus	3
Congo	3
Libya	3
Nigeria	3
Turkey	3
Bangladesh	2
Guinea	2
Croatia	2
Kenya	2
Côte d'Ivoire	2
Serbia	2
Tajikistan	2
Stateless	1
Egypt	1
Ethiopia	1
Jordan	1
Cuba	1
Mali	1
Nepal	1
Kosovo	1
Togo	1
TOTAL	441

Note:

This overview contains all applications for asylum submitted on a territory of Slovak republic during the reference period. There is no relevance whether a foreigner stayed at the territory of Slovak republic legally or illegally, including repeated asylum applications.

The official data provided by Migration Office of MOI may be different from data in this report.

Overview of applications for asylum from the number of illegal migrants apprehended for illegal state border crossing and illegal stay in 2014

		Apprehended illegal migrants	Thereof number of asylum applications
ISBC	External land border between BCPs	189	67
	External land border at BCPs	42	1
	External air border	9	7
	TOTAL	240	75
IS	inland	634	112
	at internal borders	0	0
	at BCPs at the exit from the SR	351	0
	returned from other member state	79	32
	TOTAL	1 064	144
TOTAL		1 304	219

Overview of applications for asylum from the number of illegal migrants apprehended for illegal state border crossing and illegal stay in 2013

		Apprehended illegal migrants	Thereof number of asylum applications
ISBC	External land border between BCPs	351	165
	External land border at BCPs	44	0
	External air border	3	0
	TOTAL	398	165
IS	inland	424	82
	at internal borders	0	0
	at BCPs at the exit from the SR	224	0
	returned from other member state	45	24
	TOTAL	693	106
TOTAL		1 091	271

Overview of applications for asylum from the number of illegal migrants apprehended for illegal state border crossing and illegal stay by nationality in 2014

Nationality	Total	asylum applications by ISBC			asylum applications by IS			
		land border:		airports	inland	at internal borders	at the BCP at exit from the SR	returned from other MS
		between BCPs	at BCPs					
Afghanistan	74	36	-	7	31	-	-	-
Syrian Arab Republic	35	-	-	-	30	-	-	5
Viet Nam	23	10	-	-	13	-	-	-
Ukraine	15	1	-	-	5	-	-	9
Kosovo	13	-	-	-	13	-	-	-
Georgia	8	1	-	-	6	-	-	1
Somalia	8	7	-	-	-	-	-	1
Iraq	6	-	-	-	-	-	-	6
Bangladesh	5	5	-	-	-	-	-	-
Sudan	5	2	-	-	-	-	-	3
Eritrea	4	3	-	-	-	-	-	1
Pakistan	4	-	-	-	4	-	-	-
Iran (Islamic Republic of)	3	-	-	-	2	-	-	1
Palestine, State of	3	2	-	-	1	-	-	-
Algeria	2	-	-	-	1	-	-	1
Nigeria	2	-	-	-	2	-	-	-
Russian Federation	2	-	-	-	1	-	-	1
Albania	1	-	-	-	-	-	-	1
Benin	1	-	1	-	-	-	-	-
Gambia	1	-	-	-	1	-	-	-
India	1	-	-	-	1	-	-	-
Cuba	1	-	-	-	1	-	-	-
Republic of Moldova	1	-	-	-	-	-	-	1
Uganda	1	-	-	-	-	-	-	1
TOTAL	219	67	1	7	112	0	0	32

Overview of applications for asylum from the number of illegal migrants apprehended for illegal state border crossing and illegal stay by nationality in 2013

Nationality	Total	asylum applications by ISBC			asylum applications by IS			
		land border:		airports	inland	at internal borders	at the BCP at exit from the SR	returned from other MS
		between BCPs	at BCPs					
Afghanistan	89	53	-	-	32	-	-	4
Somalia	39	33	-	-	6	-	-	-
Eritrea	28	24	-	-	4	-	-	-
Georgia	17	17	-	-	-	-	-	-
Syrian Arab Republic	14	12	-	-	2	-	-	-
Pakistan	8	-	-	-	6	-	-	2
Sudan	8	7	-	-	1	-	-	-
Iran (Islamic Republic of)	7	-	-	-	5	-	-	2
Iraq	6	-	-	-	2	-	-	4
Russian Federation	6	1	-	-	5	-	-	-
Ukraine	6	-	-	-	1	-	-	5
China	5	-	-	-	2	-	-	3
Mongolia	5	5	-	-	-	-	-	-
Republic of Moldova	4	-	-	-	4	-	-	-
Belarus	3	-	-	-	2	-	-	1
Turkey	3	2	-	-	1	-	-	-
Guinea	2	2	-	-	-	-	-	-
Kenya	2	-	-	-	-	-	-	2
Libya	2	-	-	-	2	-	-	-
Palestine, State of	2	-	-	-	2	-	-	-
Côte d'Ivoire	2	2	-	-	-	-	-	-
Serbia	2	-	-	-	2	-	-	-
Algeria	1	-	-	-	1	-	-	-
Armenia	1	1	-	-	-	-	-	-
Bangladesh	1	1	-	-	-	-	-	-
Ethiopia	1	1	-	-	-	-	-	-
Jordan	1	-	-	-	-	-	-	1
Cameroon	1	1	-	-	-	-	-	-
Democratic Republic of the Congo	1	1	-	-	-	-	-	-
Mali	1	1	-	-	-	-	-	-
Kosovo	1	-	-	-	1	-	-	-
Togo	1	1	-	-	-	-	-	-
Viet Nam	1	-	-	-	1	-	-	-
TOTAL	271	165	0	0	82	0	0	24

2.5 Counterfeit and Forged Travel, Residence and other documents

Number of persons, documents and BCS by the place of detection in 2013 and 2014

		2013			2014		
		persons	documents*	BCSs	persons	documents*	BCSs
land border	at the BCP at entry to the SR	37	12	62	37	7	67
	at the BCP at exit from the SR	32	5	69	36	14	60
	In the vicinity of land border (border surveillance)	-	-	-	1	1	-
	Total	69	17	131	74	22	127
airports	non-Schengen flights	5	6	-	9	9	-
	intra-Schengen flights (spot-checks)	-	-	-	-	-	-
	in airport area (or its vicinity)	-	-	-	1	3	-
	Total	5	6	0	10	12	0
inland	at APU PF	72	73	-	24	25	2
	at AU PF	1	1	-	3	2	1
	at PDCA	-	-	-	-	-	-
	Other	4	5	-	3	4	-
	Total	77	79	0	30	31	3
TOTAL within the territory of the SR		151	102	131	114	65	130
GC SR in Uzhgorod (detected by DAU DBAP Sobrance)		130	3	371	27	4	76

* Except for those passports in which no changes have been made and they contain counterfeit/forged/fraudulently obtained documents or BCSs

Number of persons, documents and BCS by DBAPs and PDCAs in 2013 and 2014

		2013			2014		
		persons	documents*	BCSs	persons	documents*	BCSs
DBAP Bratislava		59	62	-	17	21	-
DBAP Banská Bystrica		5	5	-	3	3	2
DBAP Prešov		18	18	-	20	19	1
DBAP Sobrance**		69	17	131	74	22	127
PDCA Medveďov		-	-	-	-	-	-
PDCA Sečovce		-	-	-	-	-	-
TOTAL		151	102	131	114	65	130

* Except for those passports in which no changes have been made and they contain counterfeit/forged/fraudulently obtained documents or BCSs

** Except for cases at GC SR in Uzhgorod

Number of documents and BCS by the place of detection in 2013 and 2014

		2013					2014				
		Total in SR	land border	airports	inland	GC SR Uzhgorod	Total in SR	land border	airports	inland	GC SR Uzhgorod
DOCUMENTS*	passport*	6	4	1	1	3	17	10	3	4	3
	ID card	10	2	2	6	-	8	3	1	4	-
	other TD	0	-	-	-	-	0	-	-	-	-
	visa	5	1	-	4	-	11	3	7	1	1
	residence permit	10	9	1	-	-	3	2	1	-	-
	driving license	4	1	1	2	-	6	4	-	2	-
	civil status document	19	-	-	19	-	1	-	-	1	-
	criminal records	35	-	-	35	-	16	-	-	16	-
	evidence of education	1	-	-	1	-	0	-	-	-	-
	other supporting document	8	-	-	8	-	3	-	-	3	-
	other	4	-	1	3	-	0	-	-	-	-
	TOTAL	102	17	6	79	3	65	22	12	31	4
BCSs		131	131	-	-	371	130	127	-	3	76

* Except for those passports in which no changes have been made and they contain counterfeit/forged/fraudulently obtained documents or BCSs

Travel documents (passports, ID cards, other TD) by type of fraud detected in the territory of the SR (GC SR in Uzhgorod excluded) in 2013 and 2014

		Total (a – l)	a	b	c	d	e	f	g	h	i	j	k	l	first (x)
2013	Passport	6	-	3	1	-	1	-	1	-	-	-	-	-	28
	ID card	10	2	1	-	-	-	-	-	-	5	-	1	1	-
	Other TD	0	-	-	-	-	-	-	-	-	-	-	-	-	-
	TOTAL	16	2	4	1	0	1	0	1	0	5	0	1	1	28
16															
2014	Passport	17	-	4	6	-	-	-	4	-	-	-	3	-	70
	ID card	8	2	-	-	-	-	-	-	-	5	-	1	-	-
	Other TD	0	-	-	-	-	-	-	-	-	-	-	-	-	-
	TOTAL	25	2	4	6	0	0	0	4	0	5	0	4	0	70
25															

- a. Photo substitution
- b. Unauthorized data alteration/addition
- c. Data page substitution
- d. Inner pages(except for data page) substitution
- e. Data page overlapping (multiple changes – photo substitution incl. Unauthorized data alteration/addition)
- f. Electronic device (any changes, interventions or damages)
- g. Unauthorized interventions to document (damage, overlapping of parts of document, wet stamps removal)
- h. Stolen blank travel document (unauthorized personalization)
- i. counterfeit (made by counterfeiter)
- j. Fantasy/Camouflage document (without legal validity)
- k. Genuine travel document misused by other person (impersonation)
- l. Fraudulently obtained document (e.g. issuance based on false personal data or due to corruption)
- x. Genuine passport in which no changes have been made and they contain counterfeit/forged/fraudulently obtained documents or BCSs

Documents and BCSs by place of detection, nationality of persons and country of origin in 2014

	Persons (incl. cases without persons*)		Documents								BCS	
	Nationality	Number	Document's country of origin **	passport		ID card	visa	RP	other****			
				false	genuine (x)***				number	Type		
Land border	Ukraine	3	Ukraine	3	-	-	-	-	-	-	-	
	Ukraine	1	Latvia	1	-	-	-	-	1	DL	-	
	Ukraine	1	Lithuania	1	-	-	-	-	-	-	-	
	Ukraine	1	Lithuania	1	-	-	-	-	1	DL	-	
			Russian Federation	-	-	-	1	-	-	-	-	
	Ukraine	1	Romania	1	-	1	-	-	1	DL	-	
	Ukraine	1	Greece	-	-	1	-	-	-	-	-	
	Romania	1	Lithuania	1	-	1	-	-	1	DL	-	
	Israel	1	Canada	1	-	-	-	-	-	-	-	-
			China	-	-	-	1	-	-	-	-	-
			India	-	-	-	1	-	-	-	-	-
	Democratic Republic of the Congo	1	Belgium	-	-	-	-	1	-	-	-	
	Democratic Republic of the Congo	1	France	-	-	-	-	1	-	-	-	
	Ukraine	1	Ukraine	1	-	-	-	-	-	-	-	-
			Slovakia	-	-	-	-	-	-	-	-	1
			Hungary	-	-	-	-	-	-	-	-	1
	Ukraine	28	Ukraine	-	28	-	-	-	-	-	-	-
			Slovakia	-	-	-	-	-	-	-	-	58
	Ukraine	3	Ukraine	-	3	-	-	-	-	-	-	-
			Slovakia	-	-	-	-	-	-	-	-	3
			Poland	-	-	-	-	-	-	-	-	3
	Ukraine	22	Ukraine	-	22	-	-	-	-	-	-	-
			Poland	-	-	-	-	-	-	-	-	48
	Ukraine	2	Ukraine	-	2	-	-	-	-	-	-	-
			Hungary	-	-	-	-	-	-	-	-	4
	Ukraine	2	Ukraine	-	2	-	-	-	-	-	-	-
			Poland	-	-	-	-	-	-	-	-	2
			Hungary	-	-	-	-	-	-	-	-	2
	Ukraine	1	Ukraine	-	1	-	-	-	-	-	-	-
			Poland	-	-	-	-	-	-	-	-	1
			Spain	-	-	-	-	-	-	-	-	1
	Ukraine	2	Ukraine	-	2	-	-	-	-	-	-	-
			Italy	-	-	-	-	-	-	-	-	2
	Serbia	1	Serbia	-	1	-	-	-	-	-	-	-
			Hungary	-	-	-	-	-	-	-	-	1
	Total	74	---	10	61	3	3	2	4	---	127	
Airports	Nigeria	1	Nigeria	2	-	-	-	-	-	-	-	
			Spain	-	-	-	-	1	-	-	-	
	Afghanistan	7	Afghanistan	-	7	-	-	-	-	-	-	
			Germany	-	-	-	7	-	-	-	-	
	Albania	1	Italy	-	-	1	-	-	-	-	-	
	Ukraine	1	Poland	1	-	-	-	-	-	-	-	
	Total	10	---	3	7	1	7	1	0	---	0	

	Persons (incl. cases without persons*)		Documents								BCS
	Nationality	Number	Document´s country of origin **	passport		ID card	visa	RP	other****		
				false	genuine (x)***				number	Type	
Inland	Libya	13	Libya	4	-	-	-	-	10	CR	-
	Ukraine	2	Ukraine	-	-	-	-	-	2	CR	-
	Ukraine	2	Slovakia	-	-	2	-	-	-	-	-
	Russian Federation	3	Slovakia	-	-	-	-	-	3	OSD	-
	Russian Federation	1	Russian Federation	-	1	-	-	-	-	-	1
			Slovakia	-	-	-	1	-	-	-	1
	Syrian Arab Republic	1	Syrian Arab Republic	-	-	-	-	-	1	DL	-
	India	1	India	-	-	-	-	-	1	CR	-
	Kosovo	1	Kosovo	-	1	-	-	-	-	-	-
			Italy	-	-	-	-	-	-	-	1
	Democratic Republic of the Congo	2	Democratic Republic of the Congo	-	-	-	-	-	1	DL	-
			Democratic Republic of the Congo	-	-	-	-	-	1	CSD	-
	Iran (Islamic Republic of)	1	Iran (Islamic Republic of)	-	-	-	-	-	1	CR	-
	Serbia	1	Serbia	-	-	-	-	-	1	CR	-
	Italy	1	Italy	-	-	2	-	-	-	-	-
	Viet Nam	1	Viet Nam	-	-	-	-	-	1	CR	-
	Total	30	---	4	2	4	1	0	22	---	3
TOTAL in territory of the SR		114	---	17	70	8	11	3	26	---	130
GC SR in Uzhgorod (detected by DAU DBAP Sobrance)	Ukraine	3	Ukraine	3	-	-	-	-	-	-	-
	Ukraine	9	Ukraine	-	9	-	-	-	-	-	-
			Slovakia	-	-	-	-	-	-	-	21
	Ukraine	10	Ukraine	-	10	-	-	-	-	-	-
			Poland	-	-	-	-	-	-	-	18
	Ukraine	1	Ukraine	-	1	-	-	-	-	-	-
			Slovakia	-	-	-	-	-	-	-	3
			Hungary	-	-	-	-	-	-	-	1
	Ukraine	1	Ukraine	-	1	-	-	-	-	-	-
			Slovakia	-	-	-	-	-	-	-	16
			Netherlands	-	-	-	-	-	-	-	9
			Belgium	-	-	-	-	-	-	-	2
	Ukraine	1	Ukraine	-	1	-	-	-	-	-	-
			Slovakia	-	-	-	-	-	-	-	2
			Greece	-	-	-	1	-	-	-	-
	Ukraine	1	Ukraine	-	1	-	-	-	-	-	-
			Austria	-	-	-	-	-	-	-	2
Ukraine	1	Ukraine	-	1	-	-	-	-	-	-	
		France	-	-	-	-	-	-	-	2	
Total	27	---	3	24	0	1	0	0	---	76	

* e. g. documents found in airport premises, Police units premises, in forger's workshop etc.

** The state whose document (travel document, visa, residents permit, border crossing stamp) was falsified (for example in the case of forged visa, the state which issued the visa is reported)

*** Type of fraud „x“- genuine passport in which no changes have been made and they contain counterfeit/forged/fraudulently obtained documents or BCSs

**** Column „type“-contains abbreviations as follows:

DL – driving license

CSD – civil status document

CR – criminal records

EoE – evidence of education

OSD – other supporting document

OTD – other travel document

Counterfeit, forged and fraudulently obtained BCSs in 2013 and 2014

	2013			2014		
	Persons	BCSs		Persons	BCSs	
		false	fraudulently obtained		false	fraudulently obtained
Land border BCP at entry to the SR	27	45	17	31	37	30
Land border BCP at exit from the SR	30	45	24	31	44	16
Non-Schengen flight	-	-	-	-	-	-
Intra-Schengen flight*	-	-	-	-	-	-
Inland	-	-	-	2	3	-
TOTAL in the territory of the SR	57	90	41	64	84	46
GC SR in Uzhgorod (detected by DAU DBAP Sobrance)	130	321	50	24	60	16

* During spot-checks

2.6 Refusal of entry

Refusal of entry at the external border by reason for refusals in 2012 and 2013

Refusal reasons	2013			2014		
	Total	Thereof:		Total	Thereof:	
		Land border	Airports		Land border	Airports
A	17	16	1	3	2	1
B	29	28	1	35	35	-
C	210	206	4	170	169	1
D	9	8	1	2	2	-
E	89	89	-	75	74	1
F	43	43	-	163	163	-
G	17	16	1	33	32	1
H1	29	29	-	34	33	1
H2	6	6	-	2	2	-
I	0	-	-	0	-	-
Refusal of entry to EU national	0	-	-	0	-	-
TOTAL	449	441	8	517	512	5

Note:

Refusal of entry to EU national - this category includes EU nationals who were refused to enter the SR according § 11 of the Act on stay of aliens.

Reasons for refusal of entry as listed in Regulation (EC) 562/2006, The Schengen borders code:

- A - Has no valid travel document(s)
- B - Has a false/counterfeit/forged travel document
- C - Has no valid visa or residence permit
- D - Has a false/counterfeit/forged visa or residence permit
- E - Has no appropriate documentation justifying the purpose and conditions of stay
- F - Has already stayed for 90 days in the preceding 180-day period on the territory of the Member States of the EU
- G – Does not have sufficient means of subsistence in relation to the period and form of stay, or the means to return to the country of origin or transit
- H1 - Person for whom an alert has been issued in the SIS for the purposes of refusing entry
- H2 - Person for whom an alert has been issued in national register for the purposes of refusing entry
- I - Is considered to be a threat to public policy, internal security, public health or the international relations of one or more of the Member States of the EU

Refusal of entry in 2014

		Reasons											
		Total	Refusal of entry										Refusal of entry to EU nationals
			A	B	C	D	E	F	G	H1	H2	I	
LAND BORDER	Ukraine	470	2	34	152	-	69	157	30	24	2	-	-
	Republic of Moldova	11	-	-	-	-	4	-	-	7	-	-	-
	Armenia	10	-	-	10	-	-	-	-	-	-	-	-
	Russian Federation	5	-	-	4	-	-	1	-	-	-	-	-
	Democratic Republic of the Congo	4	-	-	1	2	-	-	1	-	-	-	-
	Belarus	3	-	-	-	-	1	2	-	-	-	-	-
	Israel	2	-	-	-	-	-	1	-	1	-	-	-
	Serbia	2	-	1	-	-	-	-	-	1	-	-	-
	Benin	1	-	-	1	-	-	-	-	-	-	-	-
	Canada	1	-	-	-	-	-	1	-	-	-	-	-
	India	1	-	-	-	-	-	-	1	-	-	-	-
	Kuwait	1	-	-	1	-	-	-	-	-	-	-	-
	United States of America	1	-	-	-	-	-	1	-	-	-	-	-
	TOTAL	512	2	35	169	2	74	163	32	33	2	0	0
AIRPORTS	Russian Federation	2	-	-	-	-	1	-	1	-	-	-	-
	Albania	1	-	-	-	-	-	-	-	1	-	-	-
	Iraq	1	-	-	1	-	-	-	-	-	-	-	-
	Ukraine	1	1	-	-	-	-	-	-	-	-	-	-
	TOTAL	5	1	0	1	0	1	0	1	1	0	0	0
TOTAL		517	3	35	170	2	75	163	33	34	2	0	0

Refusal of entry in 2013

		Reasons											
		Total	Refusal of entry										Refusal of entry to EU nationals
			A	B	C	D	E	F	G	H1	H2	I	
LAND BORDER	Ukraine	409	14	28	192	1	87	42	15	24	6	-	-
	Russian Federation	11	-	-	7	-	1	1	-	2	-	-	-
	Georgia	5	1	-	1	3	-	-	-	-	-	-	-
	Guinea	3	-	-	1	2	-	-	-	-	-	-	-
	Armenia	2	-	-	2	-	-	-	-	-	-	-	-
	Serbia	2	-	-	-	-	-	-	-	2	-	-	-
	Belarus	1	-	-	1	-	-	-	-	-	-	-	-
	Ethiopia	1	-	-	1	-	-	-	-	-	-	-	-
	Israel	1	-	-	-	-	1	-	-	-	-	-	-
	Japan	1	-	-	-	-	-	-	-	1	-	-	-
	Cameroon	1	-	-	-	1	-	-	-	-	-	-	-
	Democratic Republic of the Congo	1	-	-	1	-	-	-	-	-	-	-	-
	Congo	1	-	-	-	1	-	-	-	-	-	-	-
	Republic of Moldova	1	-	-	-	-	-	-	1	-	-	-	-
	Senegal	1	1	-	-	-	-	-	-	-	-	-	-
	TOTAL		441	16	28	206	8	89	43	16	29	6	0
AIRPORTS	Russian Federation	5	-	1	3	1	-	-	-	-	-	-	-
	Israel	1	1	-	-	-	-	-	-	-	-	-	-
	Somalia	1	-	-	1	-	-	-	-	-	-	-	-
	Ukraine	1	-	-	-	-	-	-	1	-	-	-	-
	TOTAL		8	1	1	4	1	0	0	1	0	0	0
TOTAL		449	17	29	210	9	89	43	17	29	6	0	0

Refusal of entry to third country nationals at the external land border by individual border crossing points and reason for refusal in 2014

		Reason for refusal										
		Total	Thereof:									
			A	B	C	D	E	F	G	H1	H2	I
Ubl'a		121	-	3	65	-	22	18	7	4	2	-
Thereof:	Ukraine	116	-	3	62	-	22	18	7	2	2	-
	Russian Federation	3	-	-	3	-	-	-	-	-	-	-
	Republic of Moldova	2	-	-	-	-	-	-	-	2	-	-
Vyšné Nemecké		247	1	31	84	-	20	76	8	27	-	-
Thereof:	Ukraine	226	1	30	83	-	15	70	7	20	-	-
	Republic of Moldova	9	-	-	-	-	4	-	-	5	-	-
	Belarus	3	-	-	-	-	1	2	-	-	-	-
	Israel	2	-	-	-	-	-	1	-	1	-	-
	Russian Federation	2	-	-	1	-	-	1	-	-	-	-
	Serbia	2	-	1	-	-	-	-	-	1	-	-
	India	1	-	-	-	-	-	-	1	-	-	-
	Canada	1	-	-	-	-	-	1	-	-	-	-
	United States of America	1	-	-	-	-	-	1	-	-	-	-
Veľké Slemence		55	1	-	4	-	32	1	16	1	-	-
Thereof:	Ukraine	55	1	-	4	-	32	1	16	1	-	-
Čierna nad Tisou		56	-	1	16	2	-	35	1	1	-	-
Thereof:	Ukraine	40	-	1	3	-	-	35	-	1	-	-
	Armenia	10	-	-	10	-	-	-	-	-	-	-
	Democratic Republic of the Congo	4	-	-	1	2	-	-	1	-	-	-
	Benin	1	-	-	1	-	-	-	-	-	-	-
	Kuwait	1	-	-	1	-	-	-	-	-	-	-
Maťovské Vojkovce		33	-	-	-	-	-	33	-	-	-	-
Thereof:	Ukraine	33	-	-	-	-	-	33	-	-	-	-
TOTAL		512	2	35	169	2	74	163	32	33	2	0

Refusal of entry to third country nationals at the external land border by individual border crossing points and reason for refusal in 2013

		Reasons for refusal										
		Total	Thereof:									
			A	B	C	D	E	F	G	H1	H2	I
Ubl'a		107	-	2	64	-	29	4	2	4	2	-
Thereof:	Ukraine	100	-	2	60	-	28	4	2	2	2	-
	Russian Federation	7	-	-	4	-	1	-	-	2	-	-
Vyšné Nemecké		277	12	26	127	1	39	37	10	21	4	-
Thereof:	Ukraine	267	11	26	123	1	38	36	9	19	4	-
	Russian Federation	3	-	-	2	-	-	1	-	-	-	-
	Georgia	2	1	-	1	-	-	-	-	-	-	-
	Serbia	2	-	-	-	-	-	-	-	2	-	-
	Belarus	1	-	-	1	-	-	-	-	-	-	-
	Israel	1	-	-	-	-	1	-	-	-	-	-
	Republic of Moldova	1	-	-	-	-	-	-	1	-	-	-
Veľké Slemence		35	3	-	5	-	20	2	3	2	-	-
Thereof:	Ukraine	35	3	-	5	-	20	2	3	2	-	-
Čierna nad Tisou		22	1	-	10	7	1	-	1	2	-	-
Thereof:	Ukraine	7	-	-	4	-	1	-	1	1	-	-
	Georgia	3	-	-	-	3	-	-	-	-	-	-
	Guinea	3	-	-	1	2	-	-	-	-	-	-
	Armenia	2	-	-	2	-	-	-	-	-	-	-
	Ethiopia	1	-	-	1	-	-	-	-	-	-	-
	Japan	1	-	-	-	-	-	-	-	1	-	-
	Cameroon	1	-	-	-	1	-	-	-	-	-	-
	Democratic Republic of the Congo	1	-	-	1	-	-	-	-	-	-	-
	Congo	1	-	-	-	1	-	-	-	-	-	-
	Russian Federation	1	-	-	1	-	-	-	-	-	-	-
	Senegal	1	1	-	-	-	-	-	-	-	-	-
TOTAL		441	16	28	206	8	89	43	16	29	6	0

Refusal of entry to third country nationals at the external air border by individual border crossing points and reason for refusals in 2014

		Reasons for refusal										
		Total	Thereof:									
			A	B	C	D	E	F	G	H1	H2	I
Bratislava airport		4	-	-	1	-	1	-	1	1	-	-
Thereof:	Russian Federation	2	-	-	-	-	1	-	1	-	-	-
	Albania	1	-	-	-	-	-	-	-	1	-	-
	Iraq	1	-	-	1	-	-	-	-	-	-	-
Poprad airport		0	-	-	-	-	-	-	-	-	-	-
Košice airport		1	1	-	-	-	-	-	-	-	-	-
Thereof:	Ukraine	1	1	-	-	-	-	-	-	-	-	-
small airports		0	-	-	-	-	-	-	-	-	-	-
TOTAL		5	1	0	1	0	1	0	1	1	0	0

Refusal of entry to third country nationals at the external air border by individual border crossing points and reason for refusals in 2013

		Reasons for refusal										
		Total	Thereof:									
			A	B	C	D	E	F	G	H1	H2	I
Bratislava airport		7	1	-	4	1	-	-	1	-	-	-
Thereof:	Russian Federation	4	-	-	3	1	-	-	-	-	-	-
	Israel	1	1	-	-	-	-	-	-	-	-	-
	Somalia	1	-	-	1	-	-	-	-	-	-	-
	Ukraine	1	-	-	-	-	-	-	1	-	-	-
Poprad airport		0	-	-	-	-	-	-	-	-	-	-
Košice airport		0	-	-	-	-	-	-	-	-	-	-
small airports		1	-	1	-	-	-	-	-	-	-	-
Thereof:	Russian Federation	1	-	1	-	-	-	-	-	-	-	-
TOTAL		8	1	1	4	1	0	0	1	0	0	0

2.7 Facilitation and trafficking in human beings

Documented cases of facilitation and trafficking in human beings in 2012 and 2013

		2013	2014
Facilitation	Complaints/cases of accused facilitators	41/30	40/24
	Facilitators/cases of accused facilitators	91/72	81/52
	Migrants facilitated/apprehended	938/61	356/91
	Thereof:		
	for ISBC and transit	677	281
	For illegal work	252	50
	For marriage of convenience	9	25
Number of offences		152	78
Trafficking in human beings	Complaints/accused cases	10/4	14/9
	Offenders/accused cases	25/18	39/34
	Number of victims	44	53
	Number of offences	36	47
TOTAL	Complaints/accused cases	51/34	54/33
	Offenders, facilitators/accused cases	116/90	120/86
	Illegal migrants/ victims	938/44	356/53
	Number of offences	188	125

Complaints made by NUCIM, for the offence of facilitation by border section in 2014

	Number of complaints	Number of facilitators	Number of accused facilitators	Number of migrants facilitated without a facilitator	Number of migrants facilitated by facilitator	Number of migrants apprehended with facilitator / without facilitator
External border in total	13	29	16	35	144	35/25
land border	13	29	16	35	144	35/25
airports (non-Schengen flights)	-	-	-	-	-	-
Internal border in total	19	39	27	61	51	21/0
to Austria	2	6	6	12	-	-
to Hungary	8	12	5	34	44	14/0
to Czech Republic	-	-	-	-	-	-
to Poland	2	4	4	-	7	7/0
other EU member states	7	17	12	15	-	-
airports (intra-Schengen flights)	-	-	-	-	-	-
Inland	8	13	9	55	10	10/0
TOTAL	40	81	52	151	205	66/25

Nationality of facilitators and migrants in 2014 – facilitation

Facilitators	
Nationality	Number
Former Yugoslavia	1
China	1
Hungary	1
Unknown (Cases still under investigation)	30
Poland	4
Palestine, State of	1
Slovakia	33
Ukraine	5
Viet Nam	5
- - -	-
- - -	-
- - -	-
- - -	-
- - -	-
TOTAL	81

Illegal migrants		
Nationality	Facilitated	Thereof: apprehended
Afghanistan	88	23
Bangladesh	1	1
China	1	-
Georgia	1	1
India	1	-
Unknown	71	22
Pakistan	1	-
Palestine, State of	7	7
Russian Federation	1	-
Serbia	15	-
Slovakia	4	-
Syrian Arab Republic	23	8
Ukraine	67	6
Viet Nam	75	23
TOTAL	356	91

Nationality of offenders and victims in 2014 – trafficking in human beings

Offenders	
Nationality	Number
Unknown (Cases still under investigation)	1
Slovakia	37
Italy	1
TOTAL	39

Victims	
Nationality	Number
Slovakia	52
Ukraine	1
- - -	-
TOTAL	53

2.7.1 Processing of cases of organized and criminal groups

Organized and criminal groups in cases documented by NUCIM in 2014

	Total number of complaints	Number of accused according complaints	Total number of facilitators (offenders)	Number of accused facilitators (offenders)
Facilitation - organized group	4	3	20	11
Facilitation – criminal group	-	-	-	-
Facilitation - organized group – marriage of convenience	1	1	11	11
Trafficking in human beings § 179 CC - organized group	3	3	18	18
TOTAL	8	7	49	40

Illegal migration – facilitation and trafficking in human beings by offences in 2014

NUCIM	Total number of complaints	Number of accused cases in complaints	Number of suspects	Number of accused persons	Number of facilitated persons/victims	Offences	Amount in €
Facilitation - organized group § 355/2a, 3d, § 138 i) § 356 CC, §171a/1c, 2a, §89 /26 CC no. 140/1961	5	4	31	22	123	32	22 356,00
Facilitation § 355/1, 2a, § 357 CC	21	13	30	17	168	28	10 160,31
Facilitation – illegal work § 356 CC	2	2	2	2	50	5	12 000,00
Facilitation – marriage of convenience § 356 CC	12	5	18	11	15	13	18 691,63
Total	40	24	81	52	356	78	63 207,94
Trafficking in human beings – organized group § 179 CC	2	2	11	11	25	25	15 700,00
Trafficking in human beings § 179 CC	11	6	21	14	18	15	34 902,73
Trafficking in human beings § 179 CC – Joint investigation team	1	1	7	7	6	5	-
Trafficking in human beings § 179 CC - Investigator DD PF	-	-	-	2	4	2	-
Total	14	9	39	34	53	47	50 602,73
TOTAL	54	33	120	86	409	125	113 810,67

Note:

Complaints – all initiatives leading to criminal prosecution according to Regulation of Ministry of Interior no. 53/2009 made by NUCIM,

Accused cases in complaints – The resolution of accusation according to § 206 of Criminal procedure code,

Facilitators – all suspects, in whose cases the criminal prosecution was launched according to § 199/1 of the Criminal procedure code,

Accused facilitators – all persons, who were accused of offence of facilitation according to § 206 of the Criminal procedure code,

Facilitated illegal migrants: persons who were documented in the resolution of accusation as illegal migrants according to § 355 of the Criminal code, or persons who were misused for illegal work, marriage of convenience according to § 356 of the Criminal code and forgery of public documents, official seals, official emblem and official mark according to § 352 of the Criminal code

Apprehended migrants: migrants apprehended after crossing the external border at the green border, at BCP, in vehicle or together with facilitators in vehicles, etc., who has used the assistance of the facilitator,

Offence – according to the Criminal code, the offence is also the partial attack of a continuing offense, unless expressly provided otherwise.

Trafficking in human beings - according to § 179 of the Criminal code,

Victims of Trafficking in human beings – persons whose instigators incite well-paid job abroad and upon arrival abuse them to another job (begging, selling toys to marry a foreign national, possibly prostitution)

2.8 Return Policy and Persons Taken Over to the SR

2.8.1 Readmission

Overview of the persons handed and taken over according to Readmission Agreements in 2013 a 2014

Readmission agreement with:	2013				2014			
	Illegal migration		Other		Illegal migration		Other	
	Persons handed over (from SR)	Persons taken over (to SR)	Persons handed over (from SR)	Persons taken over (to SR)	Persons handed over (from SR)	Persons taken over (to SR)	Persons handed over (from SR)	Persons taken over (to SR)
Ukraine	132	1	-	-	116	-	-	-
Austria	1	1	-	-	2	3	-	-
Hungary	15	2	-	-	39	3	-	-
Czech Republic	3	24	-	-	3	36	2	1
Poland	-	-	-	-	-	12	-	-
Germany	-	1	-	1	-	-	-	-
Italy	1	-	1	-	-	-	-	-
Switzerland	-	-	-	1	-	-	-	2
France	-	-	-	-	-	-	-	1
TOTAL	152	29	1	2	160	54	2	4

Note:

Illegal migration – this category includes handed over and taken over persons within the reference period regardless the period in which they were apprehended for illegal migration by authority of the SR or other country.

Other – this category includes handed over and taken over persons according readmission agreements within the reference period who were not apprehended for illegal migration on the territory of the SR and at the time of readmission their stay in the SR or other member state of the EU was legal.

„Persons handed over (from SR)“ – this category includes persons, who were sentenced for a crime that is not regarded to illegal migration (i.e. theft) and who were sentenced to judicial expulsion and they were handed over to the territory of other EU member state, where they were permitted to stay.

„Persons taken over (to SR)“ – this category includes persons, who were returned from other EU member state and they are permitted to stay on the territory of the SR.

Overview of the persons handed over from the SR according to Readmission Agreements related to illegal migration in 2014

Nationality	Total	Thereof:				
		Ukraine	Austria	Hungary	Czech Republic	Poland
Afghanistan	71	70	-	1	-	-
Syrian Arab Republic	24	9	-	15	-	-
Kosovo	13	-	-	13	-	-
Viet Nam	10	9	-	1	-	-
Ukraine	7	7	-	-	-	-
Georgia	5	5	-	-	-	-
Palestine, State of	5	5	-	-	-	-
Somalia	4	4	-	-	-	-
China	3	-	-	2	1	-
Russian Federation	3	1	2	-	-	-
Turkey	3	1	-	1	1	-
Bangladesh	2	2	-	-	-	-
Angola	1	1	-	-	-	-
Stateless	1	-	-	-	1	-
Bosnia and Herzegovina	1	-	-	1	-	-
Democratic Republic of the Congo	1	1	-	-	-	-
Colombia	1	-	-	1	-	-
Cuba	1	-	-	1	-	-
Libya	1	-	-	1	-	-
Mongolia	1	-	-	1	-	-
Pakistan	1	-	-	1	-	-
Tajikistan	1	1	-	-	-	-
TOTAL	160	116	2	39	3	0

Overview of the persons handed over from the SR according to Readmission Agreements related to illegal migration in 2013

Nationality	Total	Thereof:					
		Ukraine	Austria	Hungary	Czech Republic	Poland	Italy
Georgia	34	34	-	-	-	-	-
Republic of Moldova	31	31	-	-	-	-	-
Afghanistan	22	22	-	-	-	-	-
Somalia	7	7	-	-	-	-	-
Ukraine	7	7	-	-	-	-	-
Eritrea	6	6	-	-	-	-	-
Kosovo	6	-	-	6	-	-	-
Russian Federation	6	6	-	-	-	-	-
Serbia	5	-	-	5	-	-	-
Myanmar	4	4	-	-	-	-	-
Sri Lanka	4	4	-	-	-	-	-
Syrian Arab Republic	4	3	-	1	-	-	-
Belarus	3	2	-	-	1	-	-
Turkey	3	3	-	-	-	-	-
Armenia	2	2	-	-	-	-	-
Pakistan	2	-	-	1	-	-	1
Albania	1	-	-	-	1	-	-
Bosnia and Herzegovina	1	-	-	1	-	-	-
India	1	1	-	-	-	-	-
South Africa	1	-	-	1	-	-	-
Lebanon	1	-	-	-	1	-	-
Morocco	1	-	1	-	-	-	-
TOTAL	152	132	1	15	3	0	1

Overview of the persons taken over to Slovakia according to Readmission Agreements related to illegal migration in 2014

Nationality	Total	Thereof:				
		Ukraine	Austria	Hungary	Czech Republic	Poland
Syrian Arab Republic	15	-	-	-	5	10
Kosovo	14	-	-	-	14	-
Afghanistan	3	-	-	-	3	-
Algeria	2	-	1	-	1	-
China	2	-	-	-	2	-
Serbia	2	-	2	-	-	-
Turkey	2	-	-	1	1	-
Ukraine	2	-	-	-	2	-
Albania	1	-	-	-	-	1
Stateless	1	-	-	1	-	-
Bosnia and Herzegovina	1	-	-	-	1	-
Canada	1	-	-	-	-	1
Colombia	1	-	-	-	1	-
Libya	1	-	-	-	1	-
The former Yugoslav Republic of Macedonia	1	-	-	-	1	-
Mongolia	1	-	-	-	1	-
Namibia	1	-	-	1	-	-
Pakistan	1	-	-	-	1	-
Central African Republic	1	-	-	-	1	-
Viet Nam	1	-	-	-	1	-
TOTAL	54	0	3	3	36	12

Overview of the persons taken over to Slovakia according to Readmission Agreements related to illegal migration in 2013

Nationality	Total	Thereof:					
		Ukraine	Austria	Hungary	Czech Republic	Poland	Germany
Kosovo	11	-	-	-	11	-	-
Serbia	4	-	-	-	4	-	-
Afghanistan	3	-	-	-	3	-	-
Pakistan	3	-	-	-	3	-	-
Albania	1	-	-	1	-	-	-
Bosnia and Herzegovina	1	-	-	-	1	-	-
Lebanon	1	-	-	1	-	-	-
Republic of Moldova	1	1	-	-	-	-	-
Nigeria	1	-	-	-	-	-	1
Syrian Arab Republic	1	-	-	-	1	-	-
Ukraine	1	-	1	-	-	-	-
Viet Nam	1	-	-	-	1	-	-
TOTAL	29	1	1	2	24	0	1

2.8.2 Voluntary returns

Concluded voluntary returns by country of return and Project type in 2014

Country of return	Total	Thereof:			
		Project „C“	Project „E“	Project „F“	Project „G“
Viet Nam	11	-	-	-	11
Ukraine	10	-	-	6	4
India	6	-	-	4	2
Georgia	3	-	-	-	3
Iraq	3	-	-	-	3
The former Yugoslav Republic of Macedonia	3	-	-	1	2
Mexico	3	-	-	2	1
Republic of Moldova	3	-	-	2	1
Kenya	2	-	-	-	2
Russian Federation	2	-	-	1	1
Turkey	2	-	-	1	1
Afghanistan	1	-	-	1	-
Brazil	1	-	-	1	-
China	1	-	-	1	-
Egypt	1	-	-	-	1
Namibia	1	-	-	1	-
Nigeria	1	-	-	1	-
Kosovo	1	-	-	-	1
Pakistan	1	-	-	1	-
Serbia	1	-	-	-	1
TOTAL	57	0	0	23	34

Concluded voluntary returns by country of return and Project type in 2013

Country of return	Total	Thereof:		
		Project „C“	Project „E“	Project „F“
Viet Nam	8	-	5	3
Ukraine	7	-	1	6
China	6	-	3	3
Republic of Moldova	6	-	2	4
India	5	-	1	4
Armenia	4	-	3	1
Russian Federation	3	-	2	1
Afghanistan	2	-	1	1
Brazil	2	-	-	2
Georgia	2	-	-	2
Iraq	2	-	-	2
Croatia	1	-	1	-
Kyrgyzstan	1	-	1	-
Turkey	1	-	1	-
TOTAL	50	0	21	29

Data submitted by IOM

Note:

Voluntary returns – this category includes returns of aliens from Police Detention Centers for Aliens, from asylum institutions of the Migration Office of MOI SR and aliens on the territory of the SR, who are not staying in facilities of MOI SR.

Project „C“ - Cooperation Agreement between the International Organization for Migration and the Ministry of Interior of the Slovak Republic to assist the return of unsuccessful asylum seekers and illegal migrants to their country of origin..

Project „E“ - Helping the return and reintegration of unsuccessful asylum seekers and illegal migrants from Slovakia to the country of origin and assistance by the return and reintegration of unsuccessful asylum seekers and illegal migrants from Slovakia to the country of origin (from 1.3.2011 till 14.2.2013). Project prolonged till 30.4.2013.

Project „F“– Voluntary return and reintegration in country of origin (implementation 1.5.2013 – 31.5.2014)

Project „G“– Voluntary return and reintegration in country of origin (implementation 1.6.2014 – 31.5.2015)

2.8.3 Dublin Transfers

Transfers realized according to the Regulation (EU) No 604/2013 in 2013 a 2014

Realized transfer	Total	Persons taken over to the SR	Persons handed over from the SR
2013	187	144	43
2014	143	98	45

Note:

This table regards handed over and taken over persons within the reference period regardless the period in which they were apprehended for illegal migration by authority of the SR or other country.

Transfers realized according to the Dublin Regulation – if the SR hands over (returns) the third country national to other member state, that is competent for decision in asylum procedure, or the SR takes over the third country national from other member state, as SR is competent for decision in asylum procedure.

Persons taken over to the SR from individual countries disaggregated by nationality in 2014

Nationality	Total	Thereof:											
		AT	FI	DE	GB	NO	DK	SE	BE	CZ	CH	FR	NL
Afghanistan	16	6	-	3	-	6	-	-	-	-	-	1	-
Ukraine	12	9	-	-	-	-	-	-	1	1	-	-	1
Somalia	11	-	-	5	-	4	1	1	-	-	-	-	-
Georgia	10	1	-	3	-	-	-	3	-	-	1	1	1
India	10	-	-	1	8	-	-	-	1	-	-	-	-
Eritrea	6	-	-	3	-	-	-	2	-	-	1	-	-
Iraq	6	-	3	-	-	-	-	1	-	-	-	-	2
Mongolia	4	-	-	3	1	-	-	-	-	-	-	-	-
Russian Federation	4	3	-	-	-	-	-	-	-	-	1	-	-
Sudan	3	3	-	-	-	-	-	-	-	-	-	-	-
Syrian Arab Republic	3	-	-	1	-	-	1	-	-	1	-	-	-
Kazakhstan	2	1	-	-	-	-	-	-	-	1	-	-	-
Republic of Moldova	2	1	-	1	-	-	-	-	-	-	-	-	-
Pakistan	2	-	1	-	-	-	-	-	-	-	-	-	1
Viet Nam	2	-	-	-	-	-	-	-	-	2	-	-	-
Belarus	1	-	-	-	-	1	-	-	-	-	-	-	-
Iran (Islamic Republic of)	1	-	1	-	-	-	-	-	-	-	-	-	-
Nigeria	1	-	-	-	-	-	-	-	-	1	-	-	-
Tajikistan	1	1	-	-	-	-	-	-	-	-	-	-	-
Uganda	1	-	1	-	-	-	-	-	-	-	-	-	-
TOTAL	98	25	6	20	9	11	2	7	2	6	3	2	5

Persons taken over to the SR from individual countries disaggregated by nationality in 2013

Nationality	Total	Thereof:													
		AT	SE	GB	BE	DE	CH	CZ	FI	NL	FR	DK	LI	NO	SI
Afghanistan	26	1	15	1	4	3	-	-	-	1	-	-	-	1	-
Somalia	18	5	8	-	1	3	-	-	-	-	-	1	-	-	-
Georgia	16	4	4	-	-	1	5	1	-	-	1	-	-	-	-
India	14	2	-	10	-	1	-	-	-	-	1	-	-	-	-
Russian Federation	11	4	1	-	1	-	3	1	-	-	-	-	-	-	1
China	7	1	-	1	1	-	-	4	-	-	-	-	-	-	-
Ukraine	6	5	-	-	-	-	-	-	-	1	-	-	-	-	-
Viet Nam	6	2	-	2	-	-	-	2	-	-	-	-	-	-	-
Armenia	5	3	-	-	-	1	1	-	-	-	-	-	-	-	-
Iraq	5	1	1	-	-	1	-	-	2	-	-	-	-	-	-
Iran (Islamic Republic of)	4	2	2	-	-	-	-	-	-	-	-	-	-	-	-
Pakistan	4	3	-	-	-	1	-	-	-	-	-	-	-	-	-
Eritrea	3	-	1	1	-	-	1	-	-	-	-	-	-	-	-
Palestine, State of	3	2	-	-	-	-	-	-	-	-	-	-	1	-	-
Syrian Arab Republic	3	-	1	-	-	-	-	-	-	-	-	2	-	-	-
Stateless	2	1	-	-	-	-	-	-	-	1	-	-	-	-	-
Cameroon	2	-	-	-	1	-	-	-	-	-	1	-	-	-	-
Kenya	2	-	1	-	-	-	1	-	-	-	-	-	-	-	-
Republic of Moldova	2	1	-	-	-	1	-	-	-	-	-	-	-	-	-
Bangladesh	1	1	-	-	-	-	-	-	-	-	-	-	-	-	-
Belarus	1	-	-	-	1	-	-	-	-	-	-	-	-	-	-
Jordan	1	-	-	-	-	-	-	-	-	1	-	-	-	-	-
Democratic Republic of the Congo	1	-	-	-	-	-	-	-	-	-	1	-	-	-	-
Congo	1	1	-	-	-	-	-	-	-	-	-	-	-	-	-
TOTAL	144	39	34	15	9	12	11	8	2	4	4	3	1	1	1

Persons handed over from territory of the SR according the Dublin Regulation to individual countries disaggregated by nationality in 2014

Nationality	Total	Thereof:						
		AT	BG	DE	FR	HU	IT	NL
Syrian Arab Republic	21	-	14	-	-	7	-	-
Afghanistan	7	1	2	-	-	4	-	-
Kosovo	4	-	-	1	-	3	-	-
Cuba	3	-	-	-	-	3	-	-
Gambia	2	-	-	-	-	2	-	-
Nigeria	2	1	-	-	-	-	-	1
Guinea	1	-	-	-	-	1	-	-
Iran (Islamic Republic of)	1	-	-	-	-	-	1	-
Palestine, State of	1	-	-	-	-	1	-	-
Sudan	1	-	-	-	1	-	-	-
Somalia	1	-	-	1	-	-	-	-
Tunisia	1	1	-	-	-	-	-	-
TOTAL	45	3	16	2	1	21	1	1

Persons handed over from territory of the SR according the Dublin Regulation to individual countries disaggregated by nationality in 2013

Nationality	Total	Thereof:										
		AT	BG	CZ	DE	FR	GB	HU	CH	IT	RO	SE
Pakistan	10	-	-	-	-	-	-	8	-	-	2	-
Kosovo	6	-	-	-	-	-	-	6	-	-	-	-
Algeria	5	2	-	1	-	-	-	2	-	-	-	-
Senegal	5	-	-	-	-	-	-	4	-	1	-	-
Iraq	2	-	-	-	-	-	1	-	-	-	-	1
Tunisia	2	-	-	-	-	-	-	2	-	-	-	-
Belarus	1	1	-	-	-	-	-	-	-	-	-	-
India	1	1	-	-	-	-	-	-	-	-	-	-
Democratic Republic of the Congo	1	-	-	-	-	1	-	-	-	-	-	-
Cuba	1	-	-	-	1	-	-	-	-	-	-	-
Morocco	1	-	-	-	-	-	-	1	-	-	-	-
Republic of Moldova	1	-	-	-	-	-	-	-	-	-	1	-
Nigeria	1	1	-	-	-	-	-	-	-	-	-	-
Palestine, State of	1	-	1	-	-	-	-	-	-	-	-	-
Russian Federation	1	-	-	-	-	1	-	-	-	-	-	-
Serbia	1	1	-	-	-	-	-	-	-	-	-	-
Sri Lanka	1	-	-	-	-	-	-	-	1	-	-	-
Sudan	1	-	-	-	-	-	-	-	-	-	1	-
Viet Nam	1	-	-	1	-	-	-	-	-	-	-	-
TOTAL	43	6	1	2	1	2	1	23	1	1	4	1

AT- Austria
DE - Germany
CH – Switzerland
GB – United Kingdom of Great Britain and Northern Ireland
CZ – Czech Republic
BE – Belgium
SI - Slovenia
BG – Bulgaria
IT – Italy

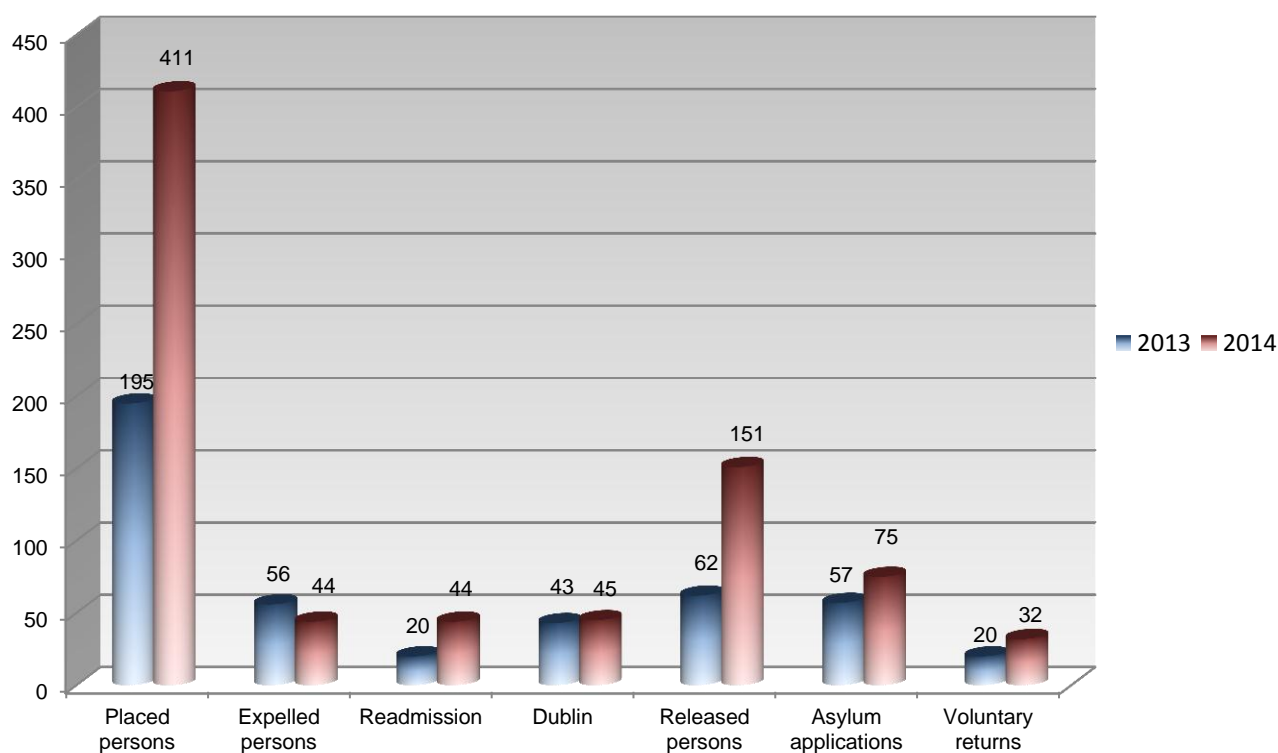
DK – Denmark
SE - Sweden
FI - Finland
FR - France
NL - Netherlands
NO – Norway
LI – Liechtenstein
HU – Hungary
RO – Romania

2.8.4 Police Detention Centers for Aliens

Activities of Police Detention Centers for Aliens in 2013 and 2014

	2013			2014		
	Total	Thereof:		Total	Thereof:	
		PDCA Medved'ov	PDCA Sečovce		PDCA Medved'ov	PDCA Sečovce
Placed persons	195	103	92	411	217	194
Expelled persons	56	24	32	44	27	17
Readmission (from SR)	20	20	-	44	44	-
Dublin (from SR)	43	41	2	45	41	4
Released persons	62	14	48	151	46	105
Asylum applications	57	10	47	75	9	66
Voluntary returns	20	11	9	32	16	16

Activities of Police Detention Centers for Aliens in 2013 and 2014



Activities of Police Detention Centre for Aliens Medved'ov in 2014 disaggregated by nationality

Nationality	Thereof:						
	Placed persons	Expelled persons	Readmission	Dublin	Released persons	Asylum applications	Voluntary returns
Afghanistan	15	-	1	6	6	4	-
Albania	2	2	-	-	-	-	-
Algeria	9	-	-	-	5	1	-
Angola	1	1	-	-	-	-	-
Bangladesh	2	-	-	-	1	-	-
Stateless	1	-	1	-	-	-	-
Bosnia and Herzegovina	2	1	1	-	-	-	-
China	3	-	3	-	-	-	1
Gambia	1	-	-	-	1	-	-
Georgia	1	-	-	-	-	-	1
Guinea	1	-	-	1	-	-	-
India	6	-	-	-	3	-	-
Iraq	1	-	-	-	-	-	-
Iran (Islamic Republic of)	5	-	-	1	-	-	-
Israel	1	-	-	-	1	-	-
Kazakhstan	2	-	-	-	1	1	-
Colombia	1	-	1	-	-	-	-
Cuba	4	-	1	3	-	-	-
Libya	2	1	1	-	-	-	-
The former Yugoslav Republic of Macedonia	5	1	-	-	1	-	2
Mongolia	1	-	1	-	-	-	-
Niger	1	-	-	-	-	-	-
Nigeria	5	1	-	2	2	1	-
Kosovo	47	3	13	4	2	-	1
Pakistan	7	-	1	-	4	2	-
Palestine, State of	3	1	-	1	1	-	-
Russian Federation	6	-	2	-	2	-	2
Somalia	1	-	-	1	-	-	-
Serbia	3	1	-	-	1	-	1
Syrian Arab Republic	36	-	15	21	-	-	-
Tunisia	2	-	-	1	1	-	-
Turkey	3	1	2	-	1	-	-
Ukraine	18	11	-	-	4	-	3
Viet Nam	19	3	1	-	9	-	5
TOTAL	217	27	44	41	46	9	16

Activities of Police Detention Centre for Aliens Sečovce in 2014 disaggregated by nationality

Nationality	Thereof:						
	Placed persons*	Expelled persons	Readmission	Dublin	Released persons**	Asylum applications	Voluntary returns
Afghanistan	35	-	-	1	34	19	-
Algeria	2	-	-	-	1	1	-
Bangladesh	5	-	-	-	5	5	-
Eritrea	5	-	-	-	5	3	-
Gambia	3	-	-	2	1	1	-
Georgia	11	5	-	-	4	-	1
India	11	-	-	-	6	-	3
Iran (Islamic Republic of)	1	-	-	-	1	-	-
Israel	1	1	-	-	-	-	-
Mongolia	5	-	-	-	4	4	-
Kosovo	46	-	-	-	2	10	-
Pakistan	3	-	-	-	3	1	-
Palestine, State of	2	-	-	-	2	2	-
Russian Federation	1	-	-	-	1	-	-
Somalia	10	-	-	-	10	6	-
Sudan	3	-	-	1	2	2	-
Syrian Arab Republic	25	-	-	-	20	3	-
Turkey	-	-	-	-	1	-	1
Ukraine	15	8	-	-	1	-	6
Viet Nam	10	3	-	-	2	9	5
TOTAL	194	17	0	4	105	66	16

Note:

***Placed persons:** Persons who were placed to police detention center for aliens in 2014

****Released persons:** Transfer to asylum center, handed over from PDCA, released under § 90/1/b of Act. No. 404/2011 on stay of aliens.

2.8.5 Issued Decisions on Expulsion and Effective Returns

Number of decisions on expulsion issued in 2014

Nationality	Total	Illegal migration		Other	
		AE	JE	AE	JE
Ukraine	501	413	74	12	2
Afghanistan	75	75	-	-	-
Serbia	34	30	-	3	1
Viet Nam	31	31	-	-	-
Russian Federation	29	26	2	1	-
Syrian Arab Republic	25	25	-	-	-
Kosovo	22	20	1	1	-
China	21	18	1	2	-
Libya	18	18	-	-	-
Georgia	15	15	-	-	-
Korea, Republic of	14	13	-	1	-
Hungary	13	-	8	5	-
Romania	13	-	1	11	1
United States of America	13	13	-	-	-
Czech Republic	12	-	-	9	3
The former Yugoslav Republic of Macedonia	12	12	-	-	-
Pakistan	10	9	-	1	-
Palestine, State of	10	10	-	-	-
India	9	9	-	-	-
Nigeria	9	9	-	-	-
Turkey	8	7	-	1	-
Bangladesh	7	7	-	-	-
Belarus	7	7	-	-	-
Bosnia and Herzegovina	7	6	1	-	-
Thailand	7	7	-	-	-
Algeria	6	5	1	-	-
Brazil	6	6	-	-	-
Republic of Moldova	6	6	-	-	-
Bulgaria	5	-	-	5	-
Canada	5	5	-	-	-
Saudi Arabia	5	5	-	-	-
Somalia	5	5	-	-	-
Albania	4	2	2	-	-
Iraq	4	4	-	-	-
Israel	4	3	1	-	-
Eritrea	3	3	-	-	-
Iran (Islamic Republic of)	3	3	-	-	-
Democratic Republic of the Congo	3	3	-	-	-
Mexico	3	3	-	-	-



Continued overleaf



Continued from previous page (2014)

Nationality	Total	Illegal migration		Other	
		AE	JE	AE	JE
Angola	2	2	-	-	-
Australia	2	2	-	-	-
Chile	2	1	-	1	-
Egypt	2	2	-	-	-
Gambia	2	2	-	-	-
Kazakhstan	2	2	-	-	-
Kenya	2	2	-	-	-
Colombia	2	2	-	-	-
Poland	2	-	-	2	-
Central African Republic	2	2	-	-	-
Tunisia	2	1	-	1	-
Argentina	1	-	-	1	-
Armenia	1	1	-	-	-
Azerbaijan	1	-	-	1	-
Belgium	1	-	-	1	-
Botswana	1	1	-	-	-
Montenegro	1	1	-	-	-
Philippines	1	1	-	-	-
Greece	1	-	-	1	-
Hong Kong	1	1	-	-	-
Japan	1	1	-	-	-
Comoros	1	1	-	-	-
Cuba	1	1	-	-	-
Lebanon	1	-	-	1	-
Morocco	1	1	-	-	-
Mongolia	1	1	-	-	-
Germany	1	-	-	1	-
Namibia	1	1	-	-	-
Niger	1	-	1	-	-
Côte d'Ivoire	1	1	-	-	-
Senegal	1	1	-	-	-
Tajikistan	1	1	-	-	-
TOTAL	1 027	865	93	62	7

Note:

Overview contains information to how many foreigners was issued a decision on expulsion (AE or JE) in reference period, regardless of when they were detained.

- **Illegal migration AE/JE** – foreigners to whom the decision on administrative or judicial expulsion (AE, JE) was issued for the reasons related to illegal migration (illegal state border crossing and illegal stay)

Other – foreigners who have been issued decision on administrative or judicial expulsion (AE, JE) for the reasons, which do not relate to illegal migration (breach or not fulfilling general legal conditions with no connections to illegal migration).

Nationality of each foreigner in the overview is that one he/she reported during expulsion procedure on a territory of the SR. This nationality can differ from nationality of the foreigner during his/her illegal stay or illegal state border crossing (change of identity)

Number of decisions on expulsion issued in 2013

Nationality	Total	Illegal migration		Other	
		AE	JE	AE	JE
Ukraine	277	182	55	8	32
Republic of Moldova	51	42	8	-	1
Georgia	43	42	-	-	1
Afghanistan	30	30	-	-	-
Viet Nam	19	17	2	-	-
Russian Federation	18	18	-	-	-
Serbia	17	13	1	2	1
China	16	14	1	1	-
Turkey	13	9	-	4	-
The former Yugoslav Republic of Macedonia	12	12	-	-	-
India	10	9	-	1	-
United States of America	10	10	-	-	-
Eritrea	8	6	2	-	-
Libya	8	8	-	-	-
Somalia	8	7	1	-	-
Kuwait	7	7	-	-	-
Belarus	6	6	-	-	-
Croatia	6	6	-	-	-
Thailand	5	5	-	-	-
Albania	4	2	1	1	-
Iraq	4	4	-	-	-
Mexico	4	4	-	-	-
Myanmar	4	4	-	-	-
Nigeria	4	3	1	-	-
Sri Lanka	4	4	-	-	-
Syrian Arab Republic	4	4	-	-	-
Algeria	3	3	-	-	-
Armenia	3	3	-	-	-
Brazil	3	3	-	-	-
Morocco	3	3	-	-	-
Kosovo	3	2	-	1	-
Pakistan	3	1	1	-	1
Poland	3	-	-	3	-
Bulgaria	2	-	-	2	-
Bosnia and Herzegovina	2	2	-	-	-
Czech Republic	2	-	-	2	-
Egypt	2	2	-	-	-
Israel	2	2	-	-	-
Canada	2	2	-	-	-
Korea, Republic of	2	2	-	-	-
Hungary	2	-	-	1	1
Romania	2	-	-	2	-
Saudi Arabia	2	1	-	1	-
Tunisia	2	2	-	-	-
Australia	1	1	-	-	-
Japan	1	1	-	-	-
Kyrgyzstan	1	1	-	-	-
Cuba	1	1	-	-	-
Lithuania	1	-	-	-	1
Namibia	1	1	-	-	-
Senegal	1	1	-	-	-
Sierra Leone	1	1	-	-	-
TOTAL	643	503	73	29	38

Number of effective returns from the SR in 2014

Nationality	Total	AE		JE		Voluntary return		Dublin
		of illegal migration	other	of illegal migration	other	after issued AE/JE	without AE/JE	
Ukraine	468	371	8	77	2	10	-	-
Afghanistan	72	71	-	-	-	-	1	-
Viet Nam	27	12	-	4	-	11	-	-
Syrian Arab Republic	23	23	-	-	-	-	-	-
Kosovo	19	15	1	1	-	1	-	1
Russian Federation	16	12	-	2	-	2	-	-
Georgia	13	10	-	-	-	3	-	-
Hungary	8	-	-	8	-	-	-	-
India	6	-	-	-	-	6	-	-
Republic of Moldova	6	3	-	-	-	3	-	-
Palestine, State of	6	6	-	-	-	-	-	-
China	5	3	-	1	-	1	-	-
Turkey	5	3	-	-	-	2	-	-
The former Yugoslav Republic of Macedonia	4	-	-	1	-	3	-	-
Somalia	4	4	-	-	-	-	-	-
Belarus	3	3	-	-	-	-	-	-
Iraq	3	-	-	-	-	3	-	-
Mexico	3	-	-	-	-	3	-	-
Angola	2	2	-	-	-	-	-	-
Albania	2	-	-	2	-	-	-	-
Bangladesh	2	2	-	-	-	-	-	-
Bosnia and Herzegovina	2	2	-	-	-	-	-	-
Czech Republic	2	-	-	-	2	-	-	-
Kenya	2	-	-	-	-	2	-	-
Libya	2	2	-	-	-	-	-	-
Nigeria	2	-	-	1	-	1	-	-
Pakistan	2	1	-	-	-	1	-	-
Serbia	2	-	-	-	1	1	-	-
Brazil	1	-	-	-	-	1	-	-
Egypt	1	-	-	-	-	1	-	-
Gambia	1	1	-	-	-	-	-	-
Iran (Islamic Republic of)	1	-	-	-	-	-	-	1
Israel	1	-	-	1	-	-	-	-
Colombia	1	1	-	-	-	-	-	-
Democratic Republic of the Congo	1	1	-	-	-	-	-	-
Mongolia	1	1	-	-	-	-	-	-
Namibia	1	-	-	-	-	1	-	-
Romania	1	-	-	1	-	-	-	-
Saudi Arabia	1	1	-	-	-	-	-	-
Senegal	1	1	-	-	-	-	-	-
United States of America	1	1	-	-	-	-	-	-
Tajikistan	1	1	-	-	-	-	-	-
Tunisia	1	-	-	-	-	-	-	1
TOTAL	726	553	9	99	5	56	1	3

Number of effective returns from the SR in 2013

Nationality	Total	AE		JE		Voluntary return		Dublin
		of illegal migration	other	of illegal migration	other	after issued AE/JE	without AE/JE	
Ukraine	209	117	1	56	29	6	-	-
Republic of Moldova	50	35	-	8	1	6	-	-
Georgia	42	39	-	-	1	1	1	-
Afghanistan	24	22	-	-	-	1	1	-
Russian Federation	13	10	-	-	-	2	1	-
Viet Nam	17	2	-	6	-	7	1	1
Armenia	7	3	-	-	-	2	2	-
China	7	-	-	1	-	5	1	-
India	7	1	-	-	-	4	1	1
Somalia	7	7	-	-	-	-	-	-
Eritrea	6	6	-	-	-	-	-	-
Belarus	4	3	-	-	-	-	-	1
Myanmar	4	4	-	-	-	-	-	-
Sri Lanka	4	4	-	-	-	-	-	-
Serbia	4	1	-	1	1	-	-	1
Turkey	4	3	-	-	-	1	-	-
Syrian Arab Republic	3	3	-	-	-	-	-	-
Albania	2	-	-	2	-	-	-	-
Brazil	2	-	-	-	-	2	-	-
Iraq	2	-	-	-	-	1	1	-
Pakistan	2	-	-	1	1	-	-	-
Tunisia	2	1	-	1	-	-	-	-
Azerbaijan	1	-	-	-	-	1	-	-
Croatia	1	-	-	-	-	1	-	-
Kyrgyzstan	1	-	-	-	-	1	-	-
Democratic Republic of the Congo	1	-	-	-	-	-	-	1
Lithuania	1	-	-	-	1	-	-	-
Hungary	1	-	-	-	1	-	-	-
Morocco	1	1	-	-	-	-	-	-
Nigeria	1	-	-	-	-	-	-	1
Senegal	1	-	-	-	-	-	-	1
United States of America	1	1	-	-	-	-	-	-
TOTAL	432	263	1	76	35	41	9	7

Note:

Overview of expulsions carried out from the territory of the SR contains data about aliens who left a country during the reference period and this was verified. There is no relevance when were these foreigners detained or when was a decision issued. These data also include cases when expulsion was carried out on a basis of decision issued in another member state.

Nationality of each foreigner in the overview is that one he/she reported during expulsion procedure. This nationality may be different from nationality of the foreigner during his/her illegal stay or illegal state border crossing (change of identity).

Ways of carrying out expulsions in overview (ways of leaving the territory of the SR):

- Readmission to Ukraine** – person is apprehended after illegal state border crossing to the SR and after AE is issued, this person is handed over to Ukraine according to readmission agreement,
- Leaving Slovakia to Ukraine and by air to third country** – in a case of detected illegal stay at external BCP at exit from the SR,
- Escort with police assistance (police officers from PDCA or other police units) to Ukraine and by air to third country** – expulsion is carried out at outside Schengen borders. This type of expulsion (AE, JE) can be also readmission if this person is handed over within readmission agreement,
- Escort from PDCA to another member state** – for example, readmission to HUN or CZE,
- Assisted voluntary return** – through IOM,
- DUBLIN** – transfer of person to another member state according to Dublin agreement,
- Voluntary return through BCP (leaving a territory of the SR voluntarily)** – cases when third country national voluntarily fulfilled his/her obligation to leave the territory of the Slovak Republic within the period specified for this purpose in the decision on AE.

2.9 Unauthorized Transfer of Cigarettes through the External Border

Overview of number of detected smuggled cigarettes through the external border (§279 CC) by individual months of 2014

Month	Total number of cigarettes	Land border			Airports		
		Total	Thereof:		Total	Thereof:	
			from SR	to SR		from SR	to SR
January	307 000	307 000	-	307 000	-	-	-
February	144 180	144 180	-	144 180	-	-	-
March	116 720	116 720	-	116 720	-	-	-
April	780	780	-	780	-	-	-
May	37 020	37 020	-	37 020	-	-	-
June	454 200	454 200	-	454 200	-	-	-
July	284 960	284 960	-	284 960	-	-	-
August	117 160	117 160	-	117 160	-	-	-
September	246 600	246 600	-	246 600	-	-	-
October	296 440	296 440	-	296 440	-	-	-
November	720	720	-	720	-	-	-
December	297 380	297 380	-	297 380	-	-	-
TOTAL	2 303 160	2 303 160	-	2 303 160	0	0	0

Detected smuggled cigarettes in DBAP Sobrance by place of detection in 2014

		Number of cases	Number of cigarettes	Value in €
Cigarettes detected at BCPs		26	332 440	45 270,45
Thereof:	In vehicles	10	9 440	1 282,36
	In trains	14	322 420	43 884,18
	Among personal belongings	2	580	103,91
Cigarettes detected inland		26	1 970 720	230 985,80
	In vehicle	9	649 800	60 582,11
	In forest	14	1 219 320	158 354,24
	In river	3	101 600	12 049,45
TOTAL		52	2 303 160	276 256,25

Detected smuggled cigarettes by individual BCU PF of DBAP Sobrance and by place of detection in 2014

		Number of cases	Number of cigarettes	Value in €
BCU PF Zboj		0	0	0
BCU PF Topoľa		0	0	0
BCU PF Ulič		1	62 000	5 828,00
Thereof:	Inland (in forest)	1	62 000	5 828,00
BCU PF Vyšné Nemecké		1	2 560	347,64
Thereof:	At the BCP in vehicle	1	2 560	347,64
BCU PF Ubľa		13	47 440	4 798,08
Thereof:	At the BCP in vehicle	9	6 880	934,72
	At the BCP among personal belongings	2	580	103,91
	Inland (in forest)	2	39 980	3 759,45
BCU PF Podhorod'		6	362 000	45 873,55
Thereof:	Inland (in forest)	4	358 800	45 566,56
	Inland (in vehicle)	2	3 200	306,99
BCU PF Petrovce		3	110 400	16 043,44
Thereof:	Inland (in forest)	2	110 000	15 983,40
	Inland (in vehicle)	1	400	60,04
BCU PF Maťovské Vojkovce		3	110 060	13 156,27
Thereof:	Inland (in river)	2	89 600	10 375,02
	At the BCP in train	1	20 460	2 781,25
BCU PF Veľké Slemence		1	3 400	319,60
Thereof:	Inland (in vehicle)	1	3 400	319,60
BCU PF Čierna nad Tisou		13	203 560	25 950,01
Thereof:	At the BCP in train	11	148 160	20 195,98
	Inland (in river)	1	12 000	1 674,43
	Inland (in vehicle)	1	43 400	4 079,60
MIU PFDBAP Sobrance		11	1 401 740	163 939,66
Thereof:	Inland (in vehicle)	4	599 400	55 815,88
	Inland in forest (*1x on the territory of Hungary)	5	648 540	87 216,83
	At the BCP in train	2	153 800	20 906,95
TOTAL		52	2 303 160	276 256,25

2.10 Positive Hits in Police Databases

Overview of number of apprehended persons, vehicles and items based on searching in police databases in 2014

			Total	Thereof:			
				DBAP Bratislava	DBAP Banská Bystrica	DBAP Prešov	DBAP Sobrance
persons	Total		537	163	6	107	261
	SIS	Third country nationals	262	36	6	16	204
		EU nationals	93	37	-	6	50
	PATROS and INTERPOL	Third country nationals	15	6	-	5	4
		EU nationals	167	84	-	80	3
vehicles	Total		77	1	0	0	76
	PATRMV and INTERPOL		4	1	-	-	3
	SIS		73	-	-	-	73
items (including documents)	Total		199	37	0	22	140
	PATRDOC and INTERPOL		89	29	-	21	39
	SIS		110	8	-	1	101
persons, vehicles and items	Total		6	0	0	0	6
	IBO		6	-	-	-	6

Overview of number of apprehended persons, vehicles and items based on searching in police databases in 2013

			Total	Thereof:			
				DBAP Bratislava	DBAP Banská Bystrica	DBAP Prešov	DBAP Sobrance
persons	Total		429	143	6	48	232
	SIS	Third country nationals	247	39	2	20	186
		EU nationals	59	24	4	5	26
	PATROS and INTERPOL	Third country nationals	30	14	-	4	12
		EU nationals	93	66	-	19	8
vehicles	Total		80	1	0	0	79
	PATRMV and INTERPOL		15	1	-	-	14
	SIS		65	-	-	-	65
items (including documents)	Total		192	52	0	5	135
	PATRDOC and INTERPOL		92	37	-	3	52
	SIS		100	15	-	2	83
persons, vehicles and items	Total		16	0	0	1	15
	IBO		16	-	-	1	15



Processed by:

Risk Analysis and Coordination Department

Bureau of Border and Alien Police

Presidium of the Police Force

Ružinovská 1/B, 812 72 Bratislava

Tel: +421961050790, Fax: +421961059170

Email: uhcp@minv.sk

Internet: <http://www.minv.sk/?uhcp>

Intranet: <http://bratislava.intra.minv.sk/lokality/uhcp>